



Count on it.

Parts Catalog

**Groundsmaster® 360 2-Wheel
Drive Multi-Purpose Machine**

Model No. 30534—Serial No. 311000201 and Up

Ordering Replacement Parts

To order replacement parts, please supply the part number, the quantity, and the description of each part desired.

Understanding Reference Numbers

Each identified part in an illustration has a reference number. The reference number for a part also appears in the parts list, along with other information about the part.

This catalog uses two special reference number formats, one to indicate parts in a service assembly and another to indicate the quantity of a given part in an illustration.

Service Assembly Reference Numbers

Parts in service assemblies have reference numbers in the form a:b. The a represents the reference number of the entire service assembly and the b represents a sequential number unique to each part within the service assembly.

For example, a wheel assembly might be identified by reference number 6, the tire by 6:1, the valve by 6:2, and the wheel by 6:3. When you order the assembly identified by reference number 6, you receive all parts identified by reference numbers 6:1, 6:2, and 6:3. However, you may also order any part individually. Reference numbers of this type appear in illustration and in parts lists.

Reference Numbers Indicating Quantity

In an illustration, if a reference number indicates more than one part, the reference number has the form nX y. The n represents the quantity of the part, the X is the multiplication symbol, and the y represents the reference number.

For example, in an illustration, the reference number 2X 37 means that two of the parts identified by reference number 37 are indicated.

List of Abbreviations

AR: as required

ASM: assembly

BBC: blade brake control

BHTF: button head thread forming

CARR: carriage

CCW: counter clockwise

CW: clockwise

DEG: degrees

DPA: Dual Point Adjustment

ECM: electronic control module

EXT: external

FH: flat head

GA: gauge

HD: heavy-duty

HF: hex flange

HH: hex head

HHF: hex head flange

HHFTF: hex head flange thread forming

HJ: hex jam

HLH: hex lag head

HOC: height-of-cut

HSBH: hex socket button head

HSFH: hex socket flat head

HSH: hex socket head

HWH: hex washer head

HWHTF: hex washer head thread forming

HYD: hydraulic

LH: left hand

LP: Liquid Propane

NI: nylon insert

NPTF: national pipe thread fine

PFH: phillips flat head

PPH: phillips pan head

PPHTF: phillips pan head thread forming

PRH: phillips round head

PTH: phillips truss head

PTO: power-take-off

RH: right hand

ROPS: roll-over protection system

RRB: rear roller brush

SFH: slotted fillister head

SHH: slotted hex head

SHWH: slotted hex washer head

SPH: slotted pan head

SQH: square head

SRH: slotted round head

STD: standard

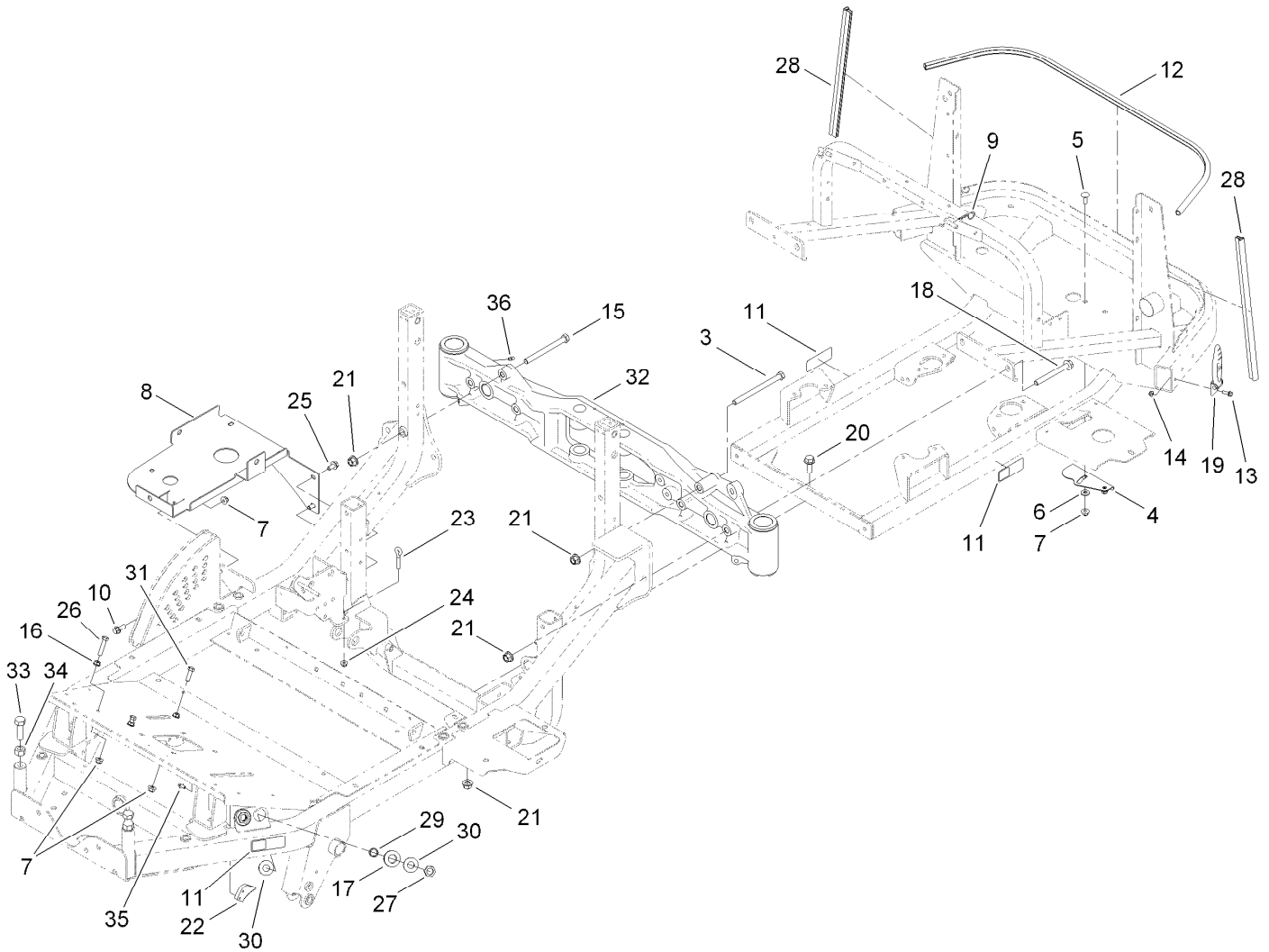
TAP: self tapping

TTH: torx truss head

Contents

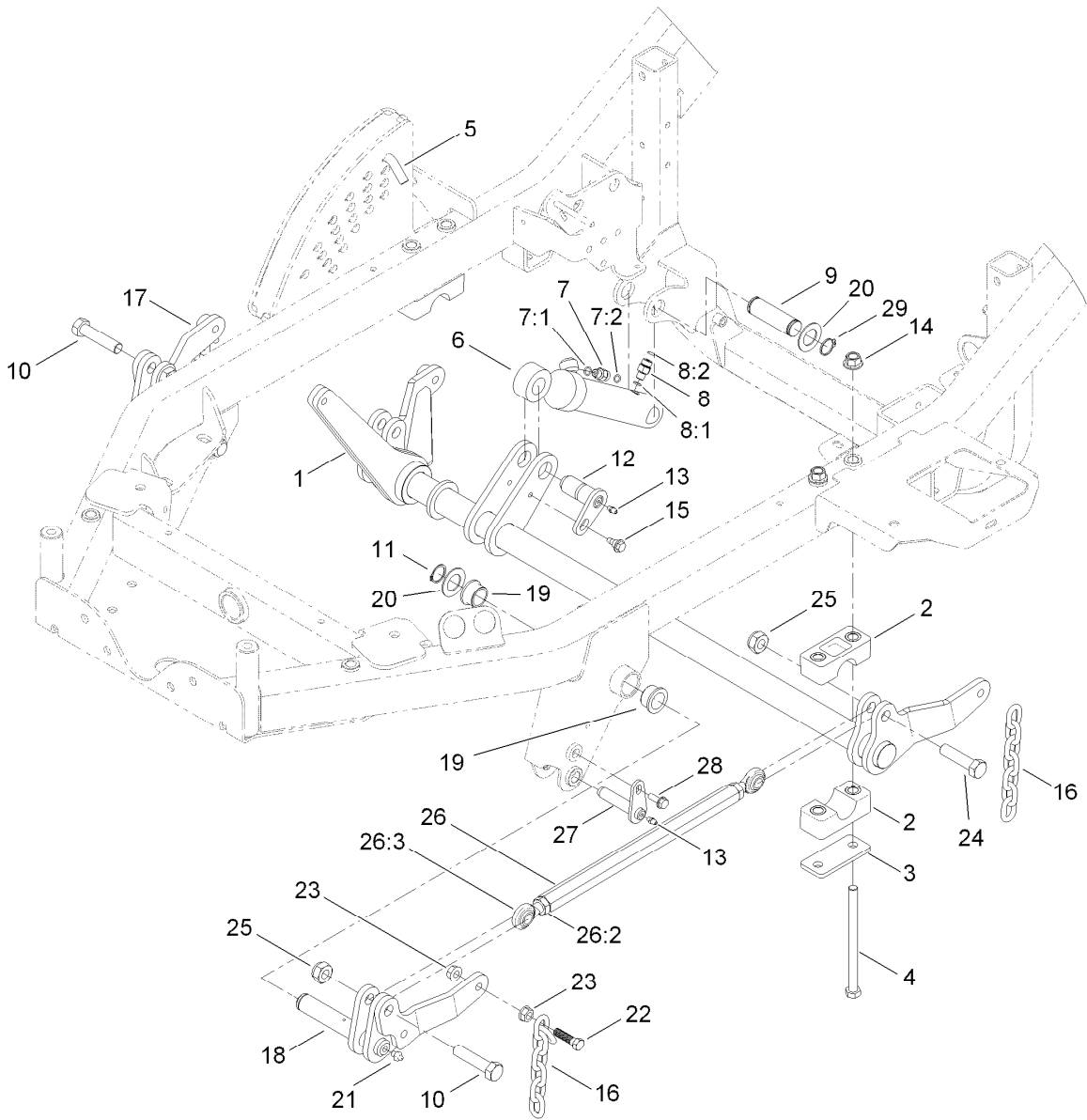
Frame And Axle Assembly	5
Lift Shaft and Linkage Assembly	6
Hydraulic Cylinder Assembly No. 110-9834	7
Platform and Roll-Over Protection System Assembly	8
Front Axle and Tie Rod Assembly	9
Front Axle Assembly No. 119-1447	11
Hydraulic Cylinder Assembly No. 115-0060	12
Rear Steering Assembly	13
2 Wheel Drive Steering Assembly	14
Front Cover Assembly	15
Engine Component Assembly	16
Transmission Component Assembly	17
Charge Pump Housing Assembly Transmission Assembly No. 120-0030	18
Center Section Assembly Transmission Assembly No. 120-0030	19
Gear Case and Clutch Assembly Transmission Assembly No. 120-0030	20
Driveshaft Assembly No. 110-3575	21
Radiator Component Assembly	22
Radiator and Cooler Assembly	23
Muffler Assembly	24
Battery and Fuel Delivery Assembly	25
Air Cleaner Assembly	26
Fan Spacer and Thermostitch Assembly	27
Steering Column Assembly	28
Steering Column Assembly No. 117-3371	29
Steering Valve Assembly No. 117-3265	30
Fuel Tank and Control Panel Component Assembly	31
Fuel Tank Assembly No. 120-0255	32
Seat Plate Assembly	33
2 Wheel Drive Module Control and Relay Assembly	34
Seat Assembly	35
Seat Assembly No. 107-2286	36
Seat Platform Assembly	37
Brake Pedal Assembly	38
Wheel and Brake Assembly	39
Left Hand Brake Assembly No. 120-0235	40
Right Hand Brake Assembly No. 120-0233	41
Wheel Motor and Spindle Assembly	42
Hydraulic Motor Assembly No. 117-3285 (CW)	43
Hydraulic Motor Assembly No. 117-3284 (CCW)	44
Neutral and Traction Pedal Assembly	45
Traction Pump Linkage Assembly	46
Link Assembly No. 112-5099	47
Hood Assembly	48
Storage Compartment Assembly	49
Deck Lift Valve and Hydraulic Fitting Assembly	50
Hydraulic Gear Pump Assembly No. 115-0375	52
Deck Lift Valve Assembly No. 115-0356	53
Hydraulic Tube and Hose Assembly	54
2 Wheel Drive Hydraulic Hose Assembly	56
Main Wire Harness Assembly	57
Deck Belt and Pulley Assembly	58
Deck Decal Assembly No. 108-9901	59
Spindle Assembly No. 119-4778	60
High Spindle Assembly No. 117-9233	61

Double Spindle Assembly No. 117-9234	62
Roller and Baffle Assembly	63
Blade Assembly	64
Belt Cover, Gearbox and Baffle Assembly	65
Rubber Deflector Assembly No. 108-2792	66
Gearbox Assembly No. 117-9245-03	67
Adjustment Link and Bumper Assembly	68
Crankcase Assembly	69
Oil Pan Assembly	70
Cylinder Head Assembly	71
Gear Case Assembly	72
Cylinder Head Cover Assembly	73
Dipstick and Guide Assembly	74
Main Bearing Case Assembly	75
Cam Shaft and Idle Gear Assembly	76
Piston and Crankshaft Assembly	77
Flywheel Assembly	78
Fuel Camshaft and Governor Shaft Assembly	79
Idle Apparatus Assembly	80
Injection Pump Assembly	81
Governor Assembly	82
Speed Control Plate Assembly	83
Nozzle Holder and Glow Plug Assembly	84
Nozzle Holder Component Assembly	85
Alternator and Pulley Assembly	86
Alternator Components	87
Starter Assembly	88
Starter (Component Part) Assembly	89
Water Flange Assembly	90
Water Pump Assembly	91
Valve and Rocker Arm Assembly	92
Intake and Exhaust Manifold Assembly	93
Muffler Gasket and Operator Manual	94
Attachments and Accessories	95



Frame And Axle Assembly

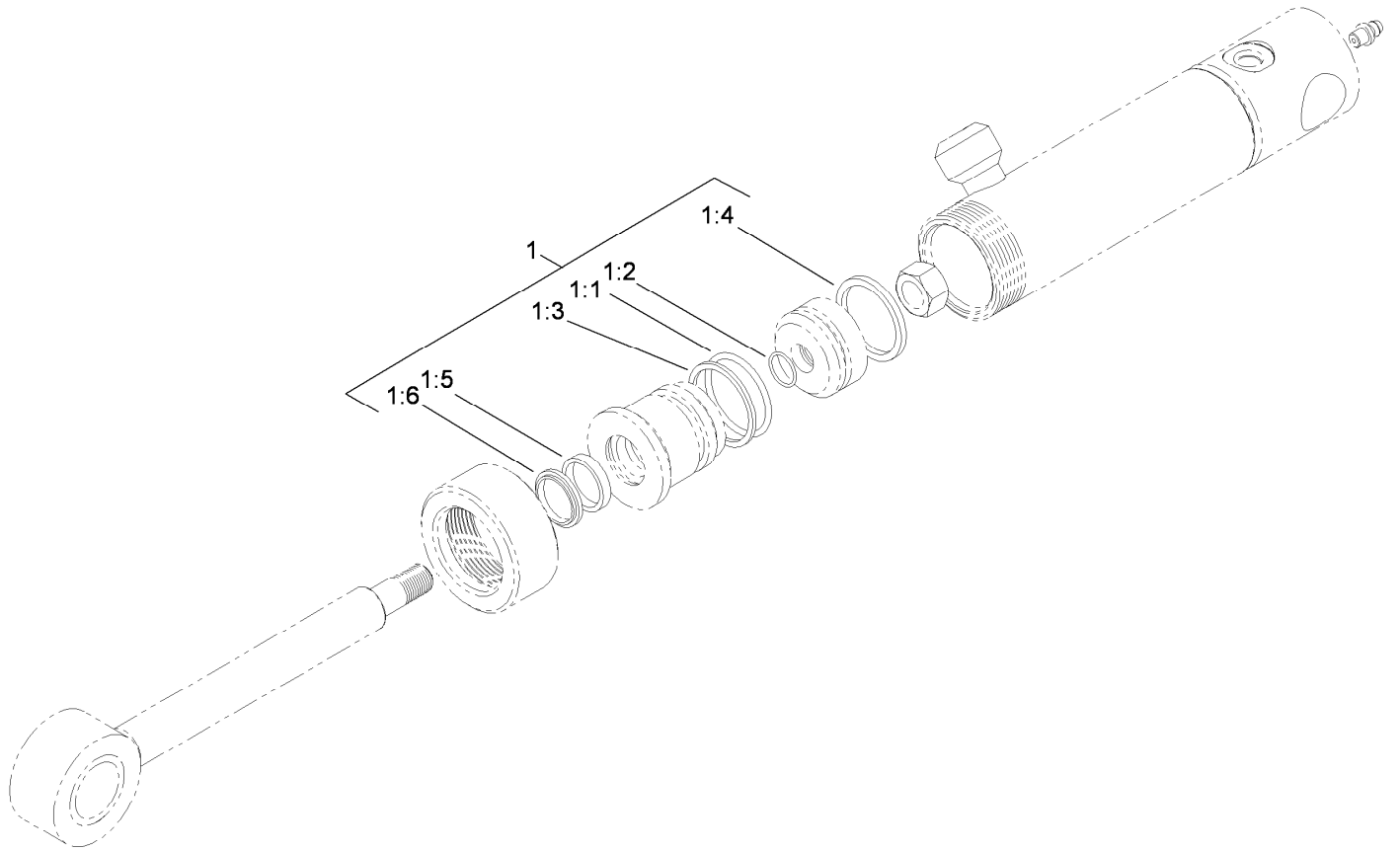
Ref.	Part Number	Qty.	Description	Ref.	Part Number	Qty.	Description
3	325-33	1	Screw-HH	20	3234-38	3	Screw-HHF
4	117-3190	1	Cover-Lower	21	99-5107	9	Nut-Lock
5	3231-22	2	Screw-CARR	22	99-7214	1	Pawl-Brake
6	66-2920	2	Washer-Friction	23	1-303238	1	Eyebolt-Thread, RH
7	104-8301	6	Nut-Flange, NI	24	104-8300	1	Nut-Flange, NI
8	117-3385-03	1	Bracket-Tank, HYD	25	110-9380	2	Screw-HWH
9	3290-255	1	Pin-Cotter, Hair	26	323-53	2	Bolt-TAP
10	3234-24	1	Screw-HHF	27	340-70	2	Nut-Lock
11	106-9206	4	Decal-Torque, Wheel	28	107-2269	2	Seal-Bulb
12	117-3311	1	Seal-Bulb	29	69-8970	2	Spacer
13	3234-4	2	Screw-HHF	30	69-8940	4	Washer
14	104-7201	2	Nut-HF	31	323-7	1	Screw-HH
15	325-22	1	Screw-HH	32	119-1448	1	Rear Axle ASM
16	3290-357	3	Nut-HHF, Whiz	33	327-6	2	Screw-HH
17	240-4	2	Grommet-Rubber	34	3217-11	2	Nut-Hex
18	117-3176	4	Screw-HHF	35	3234-13	2	Screw-HHF
19	103-2898	2	Latch-Rubber	36	302-5	2	Fitting-Grease



Lift Shaft and Linkage Assembly

Ref.	Part Number	Qty.	Description
1	115-0190-03	1	Lift Shaft ASM
2	115-0491	4	Cap-Bearing
3	117-2903	2	Plate-Bearing
4	325-37	4	Screw-HH
5	112-9544	1	Pin-HOC
6	110-9834	1	HYD Cylinder ASM
7	340-92	1	Fitting-HYD, Straight
7:1	237-78	1	O-Ring
7:2	237-21	1	O-Ring
8	95-1639	1	Fitting-HYD
8:1	237-78	1	O-Ring
8:2	237-21	1	O-Ring
9	115-0183	1	Shaft-Cylinder, Lift
10	327-8	2	Screw-HH
11	32151-29	2	Ring-Retaining
12	98-2654	1	Pivot Pin ASM
13	302-5	3	Fitting-Grease
14	99-5107	4	Nut-Lock

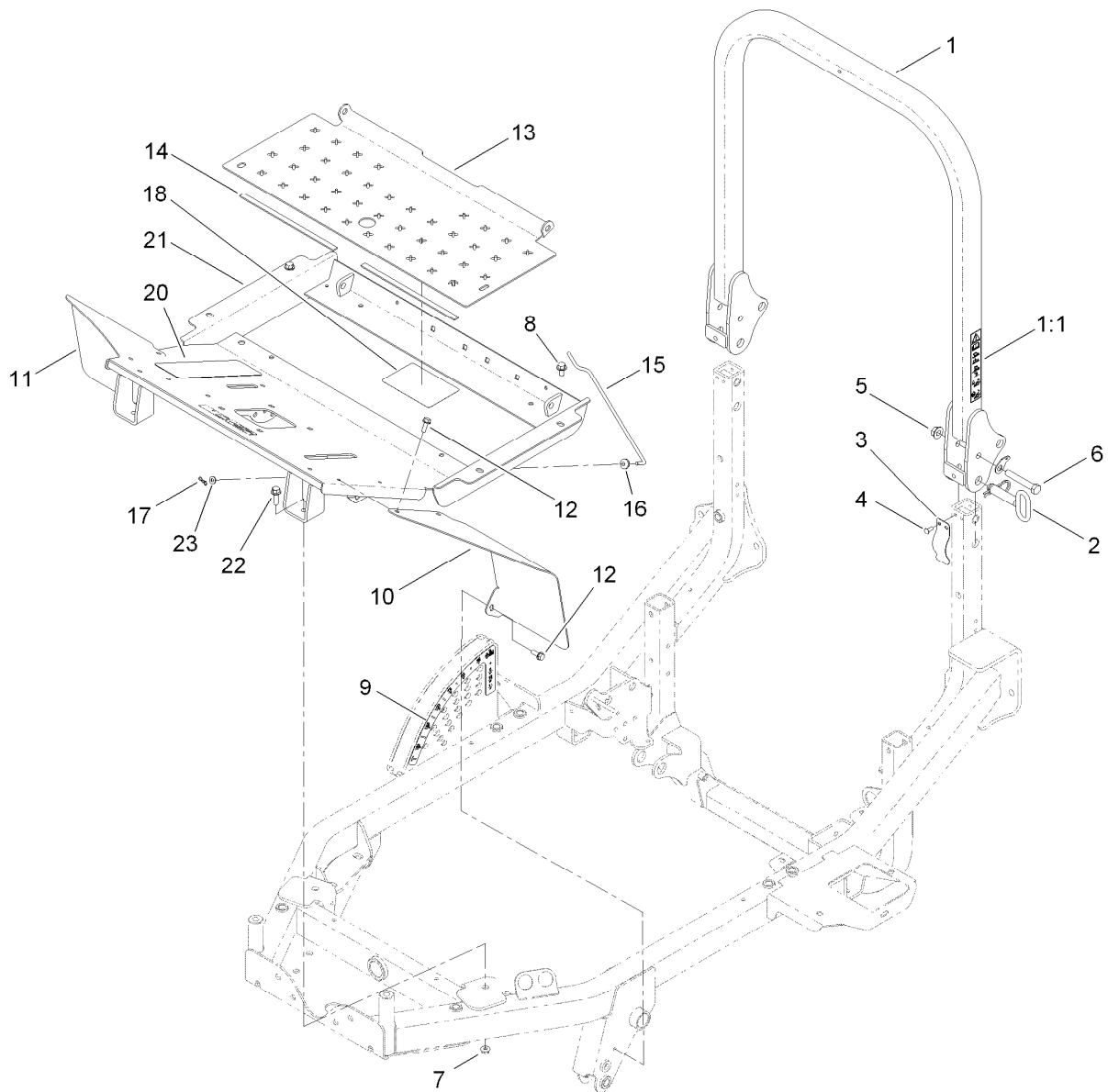
Ref.	Part Number	Qty.	Description
15	99-5105	1	Bolt-Shoulder
16	119-1385	4	Chain-HOC
17	119-1380-03	1	RH Lift ASM
18	119-1383-03	1	LH Lift ASM
19	114-5680	4	Bushing-Flange
20	69-9010	4	Washer
21	302-2	2	Fitting-Grease
22	103-1898	4	Screw-HH
23	32128-37	8	Nut-HF
24	327-7	2	Screw-HH
25	3296-61	4	Nut-Lock
26	114-4059	2	Link ASM
26:2	3220-6	2	Nut-Jam
26:3	1-633029	2	Balljoint-Spherical
27	112-1602	2	Pin-Retainer
28	32144-41	2	Screw-Taptite
29	32151-36	2	Ring-Retaining



Hydraulic Cylinder Assembly No. 110-9834

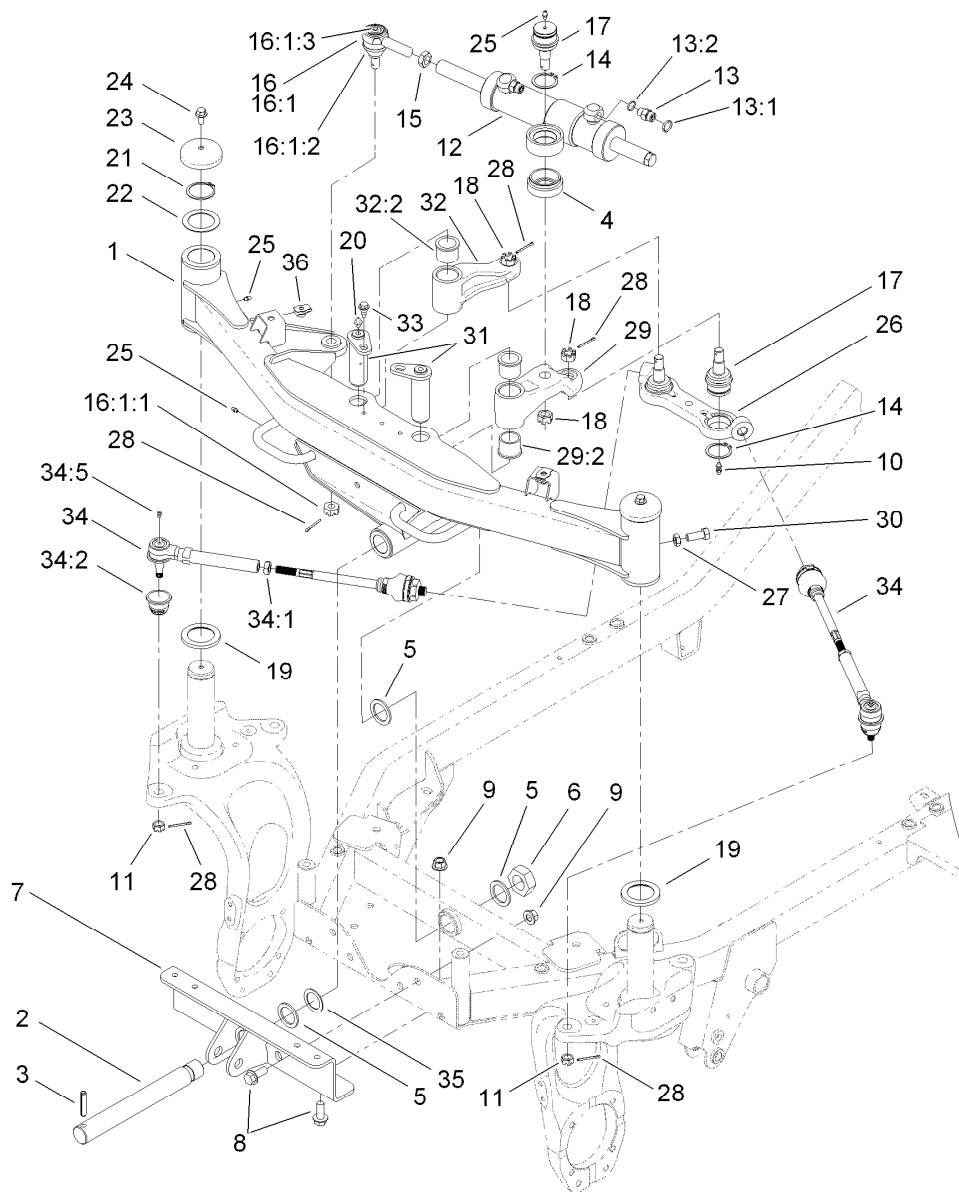
<i>Ref.</i>	<i>Part Number</i>	<i>Qty.</i>	<i>Description</i>
1	112-6353	1	Seal Kit
1:1		1	O-Ring ●
1:2		1	O-Ring ●
1:3		1	Backup ●
1:4		1	Seal-Bp ●
1:5		1	Seal-Rod ●
1:6		1	Seal-Dust ●

● Not serviced separately



Platform and Roll-Over Protection System Assembly

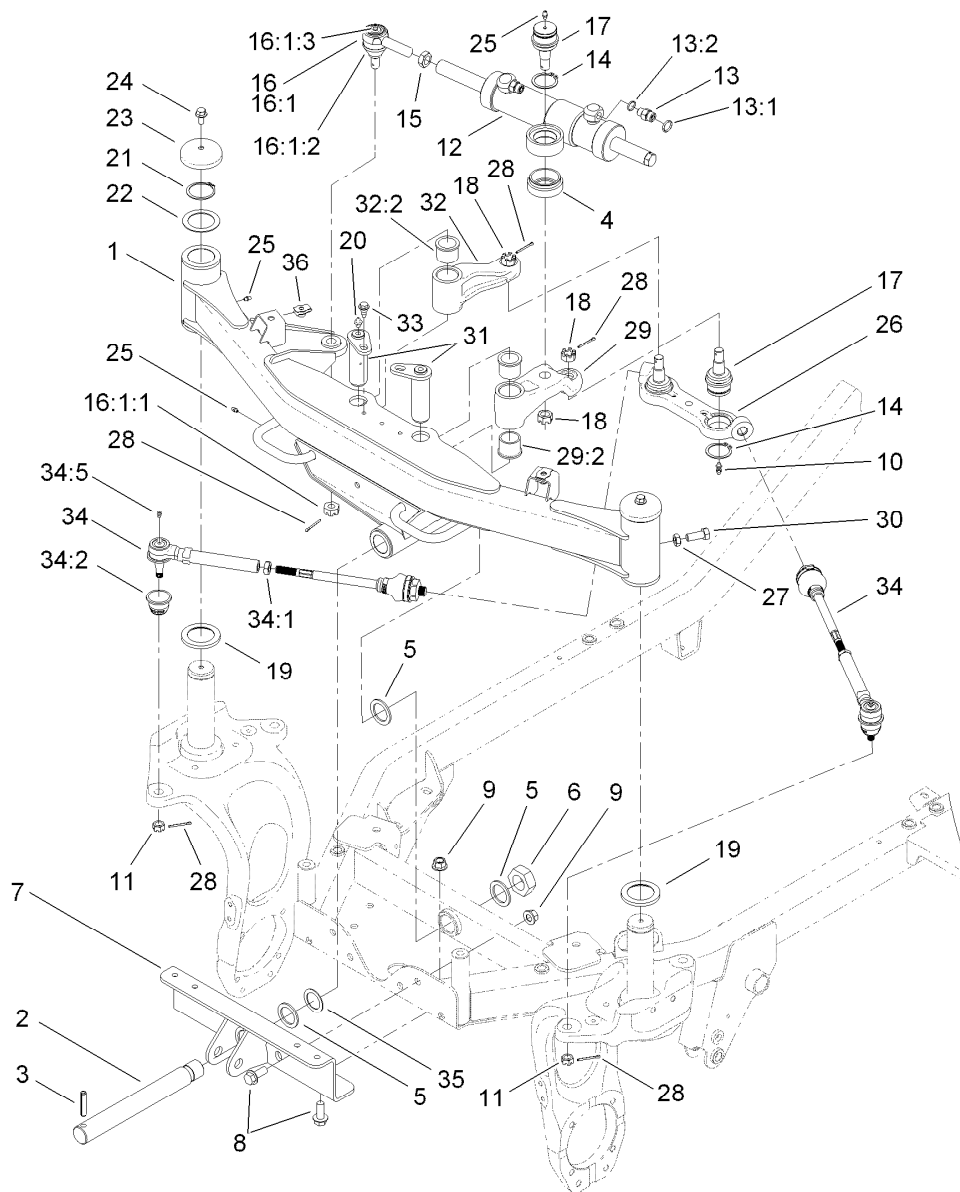
<i>Ref.</i>	<i>Part Number</i>	<i>Qty.</i>	<i>Description</i>	<i>Ref.</i>	<i>Part Number</i>	<i>Qty.</i>	<i>Description</i>
1	120-0253	1	ROPS ASM	12	32144-41	6	Screw-Taptite
1:1	117-3272	1	Decal-Danger, ROPS	13	117-3204-03	1	Plate-Floor
2	103-4553	2	ROPS Fold Pin ASM	14	115-8827	2	Foam-Strip
3	110-5696	2	Spring-Leaf	15	110-9847	1	Rod-Prop
4	3290-412	4	Rivet	16	237-141	1	Grommet-Rubber
5	32128-23	2	Nut-HF	17	119-1414	1	Pin-Cotter, Locking
6	112-7264	2	Screw-HH	18	112-1461	1	Decal-Routing, Belt
7	104-8301	2	Nut-Flange, NI	20	71-0440	1	Abrasive-Pedal
8	110-9380	2	Screw-HWH	21	119-1398-01	1	Platform ASM
9	115-0492	1	Decal-HOC	22	3234-24	2	Screw-HHF
10	117-3203-03	1	Fender-Front, LH	23	3256-22	1	Washer-Flat
11	117-3202-03	1	Fender-Front, RH				



Front Axle and Tie Rod Assembly

Ref.	Part Number	Qty.	Description	Ref.	Part Number	Qty.	Description
1	119-1447	1	Front Axle ASM	16:1:1	105-7941	1	Nut-Hex, Slotted
2	119-1376	1	Shaft-Pivot	16:1:2	105-7835	1	Seal
3	32121-110	1	Pin-Roll, Slotted	16:1:3	302-5	1	Fitting-Grease
4	120-0238	1	Spacer-Cylinder	17	106-6774	3	Joint-Ball
5	98-1452	3	Washer-Thrust	18	32136-2	3	Nut-SHH
6	3296-68	1	Nut-Lock, NI	19	100-2508	2	Washer-Thrust
7	117-2920-03	1	Axle Support ASM	20	302-2	2	Fitting-Grease
8	3234-38	6	Screw-HHF	21	100-4196	2	Ring-Retaining
9	99-5107	6	Nut-Lock	22	115-0169	2	Washer-Thrust
10	302-60	2	Fitting-Grease	23	100-3362	2	Cap-Spindle
11	32136-3	2	Nut-SHH	24	3234-12	2	Screw-HHF
12	115-0060	1	HYD Cylinder ASM	25	302-5	4	Fitting-Grease
13	340-2	2	Fitting-HYD, Straight	26	117-2986	1	Centerlink
13:1	237-22	1	O-Ring	27	3218-5	2	Nut-Jam
13:2	237-42	1	O-Ring	28	3272-12	6	Pin-Cotter
14	32151-104	3	Ring-Retaining, External	29	120-0391	1	Front LH Arm ASM
15	84-5300	1	Nut-Jam	29:2	94-8947	2	Bushing-Flange
16	71-4740-03	1	End-Rod, Tie	30	325-6	2	Screw-HH
16:1		1	End-Rod, Tie (RH) ●	31	117-3167	2	Front Pin ASM

● Not serviced separately

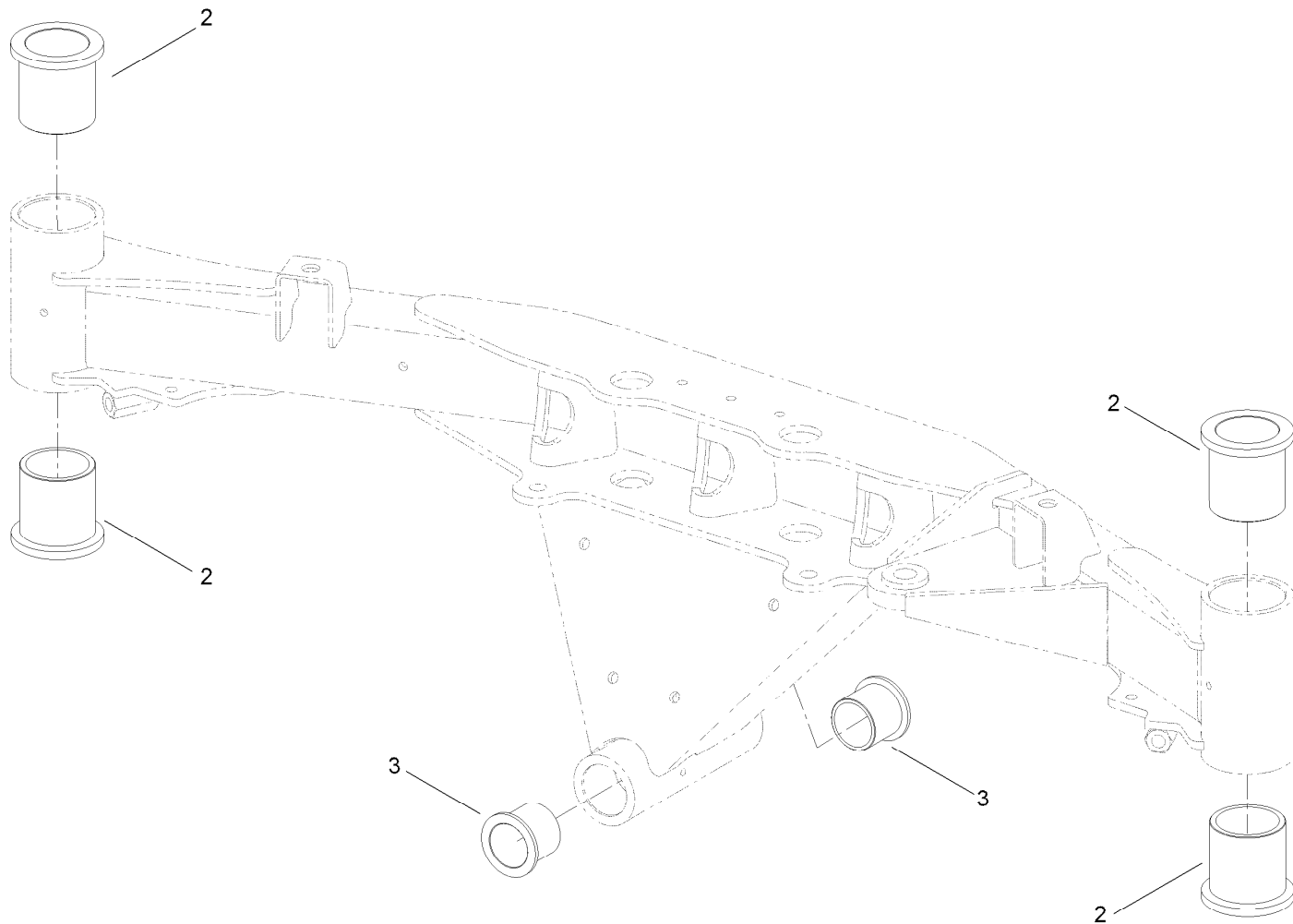


Front Axle and Tie Rod Assembly (continued)

<i>Ref.</i>	<i>Part Number</i>	<i>Qty.</i>	<i>Description</i>
32	120-0390	1	Front RH Arm ASM
32:2	94-8947	2	Bushing-Flange
33	99-5105	2	Bolt-Shoulder
34	117-2983	2	Rod-Tie, Front
34:1	42-9650	1	Nut-Hex, Jam

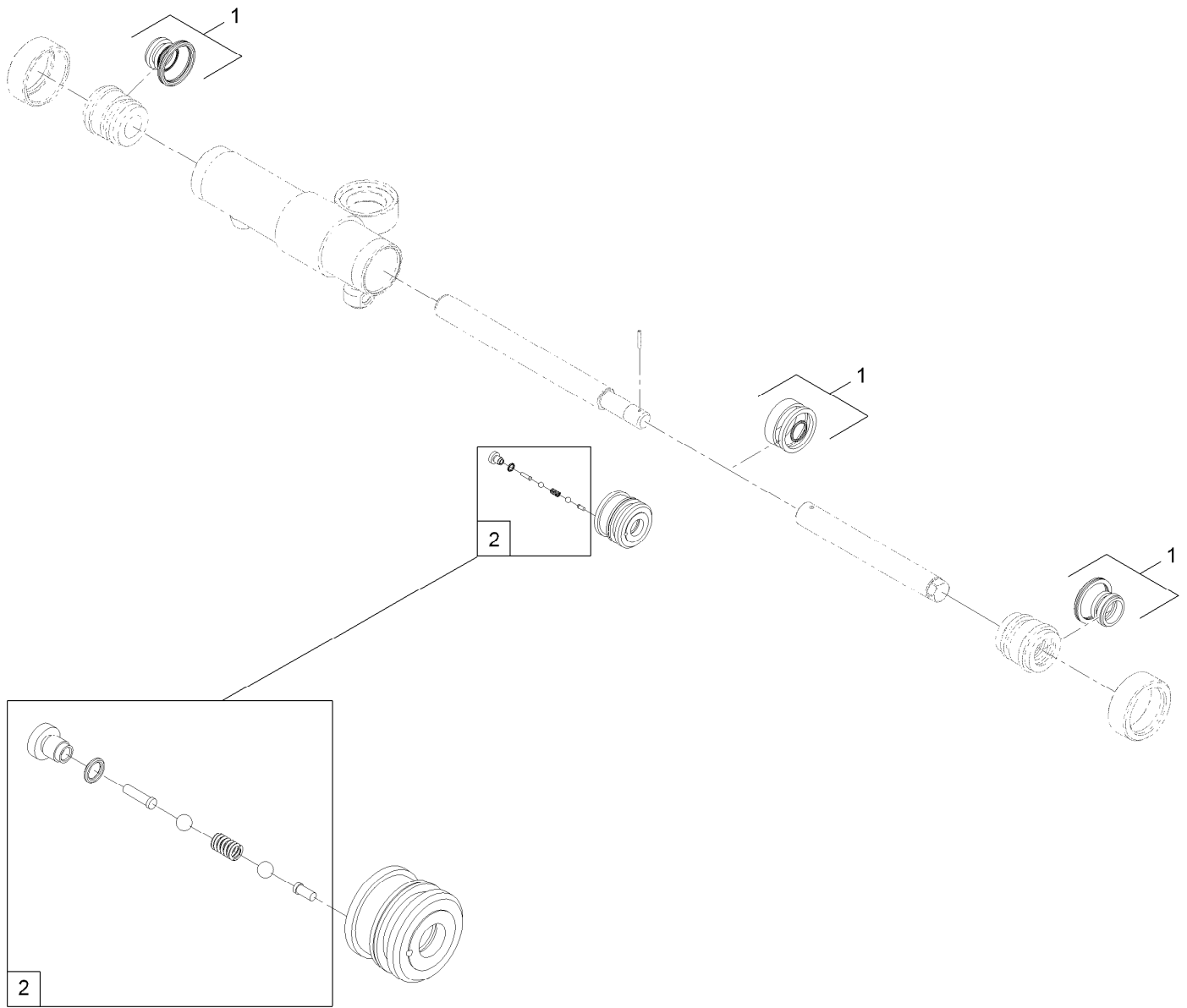
<i>Ref.</i>	<i>Part Number</i>	<i>Qty.</i>	<i>Description</i>
34:2	117-3287	1	Dust Boot
34:5	302-5	1	Fitting-Grease
35	93-4628	1	Washer
36	105-4886	2	Nut-Tinnerman

● Not serviced separately



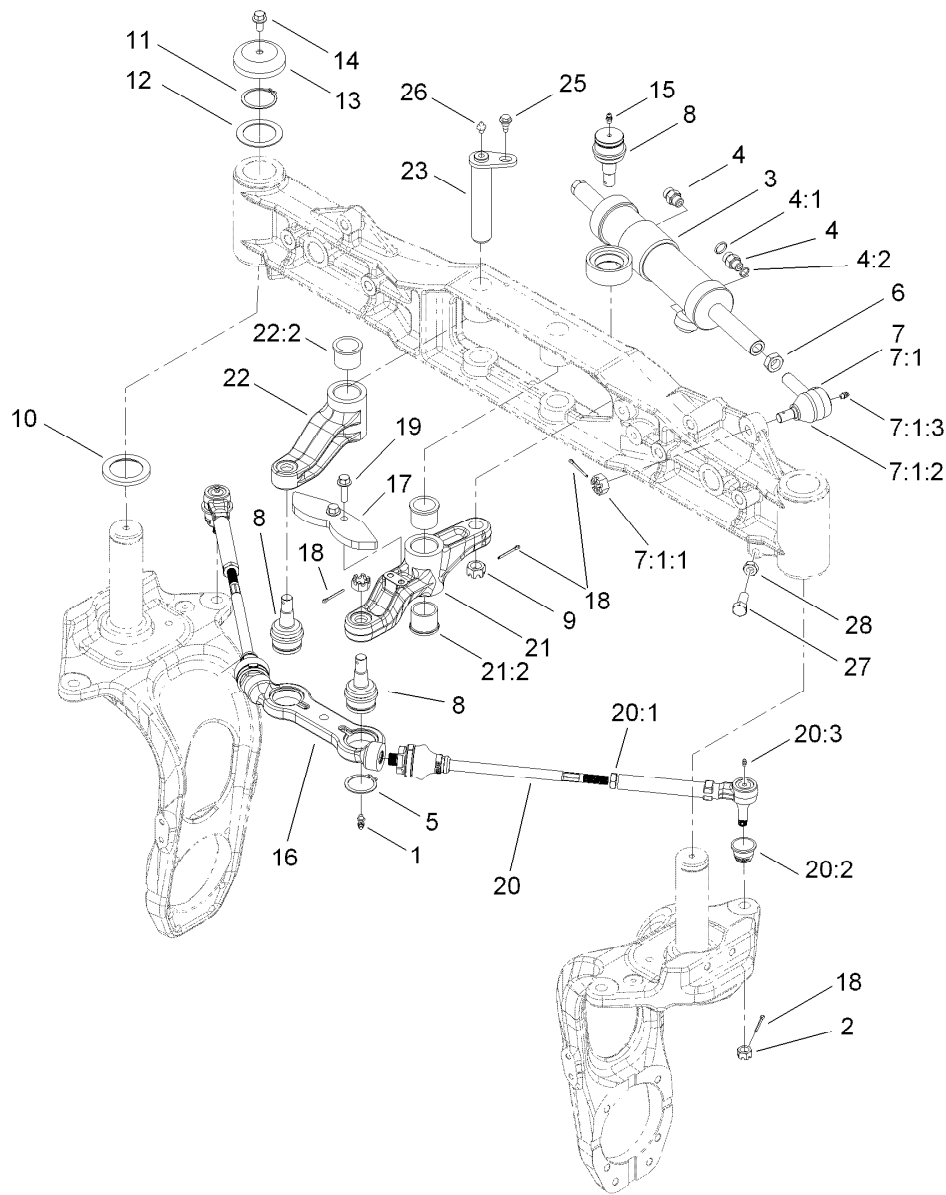
Front Axle Assembly No. 119-1447

<i>Ref.</i>	<i>Part Number</i>	<i>Qty.</i>	<i>Description</i>
2	100-2506	4	Bushing-Castor
3	69-6470	2	Bushing-Castor



Hydraulic Cylinder Assembly No. 115-0060

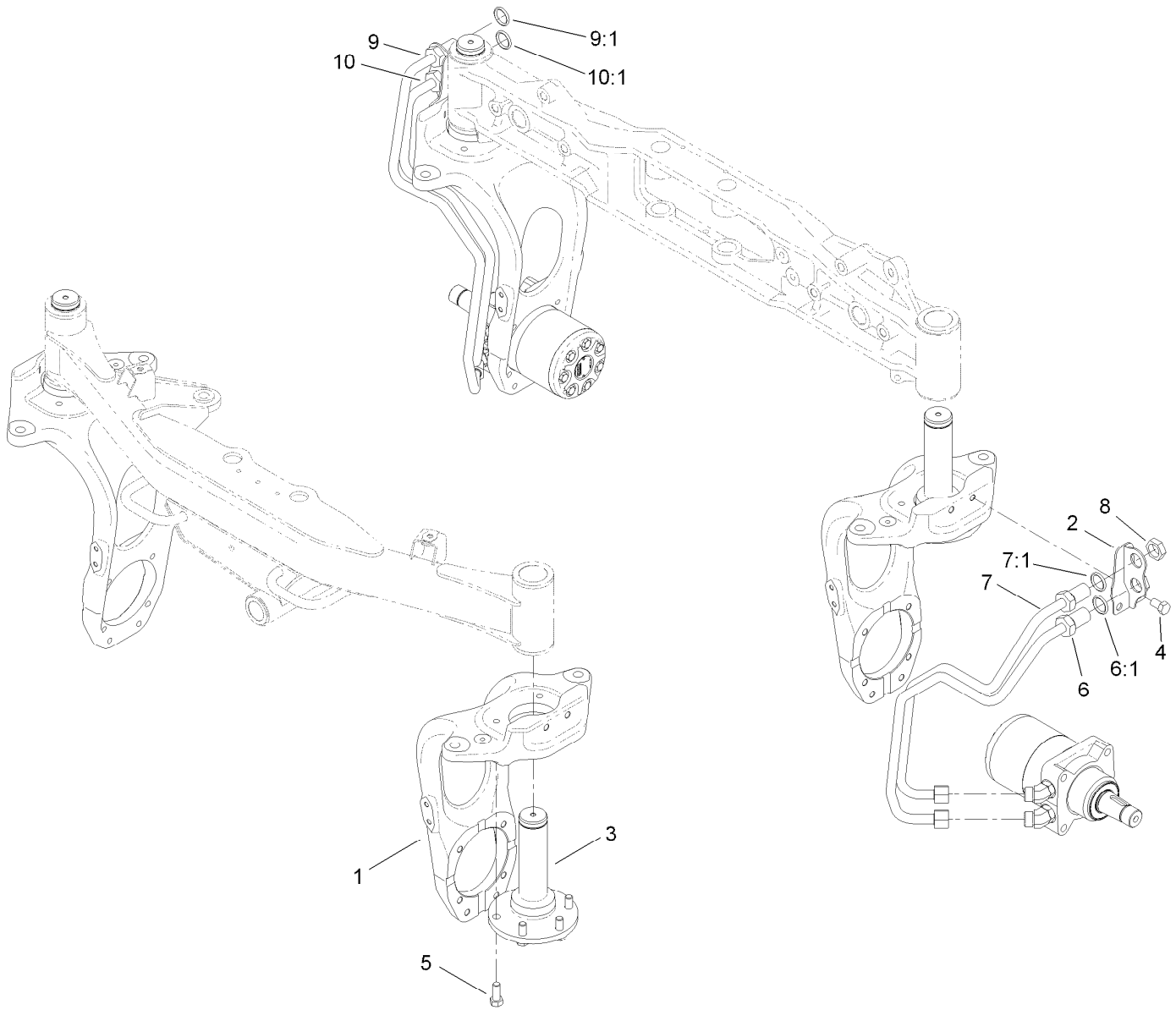
<i>Ref.</i>	<i>Part Number</i>	<i>Qty.</i>	<i>Description</i>
1	120-2557	1	Seal Kit
2	120-2556	1	Valve-Check, Rephasing



Rear Steering Assembly

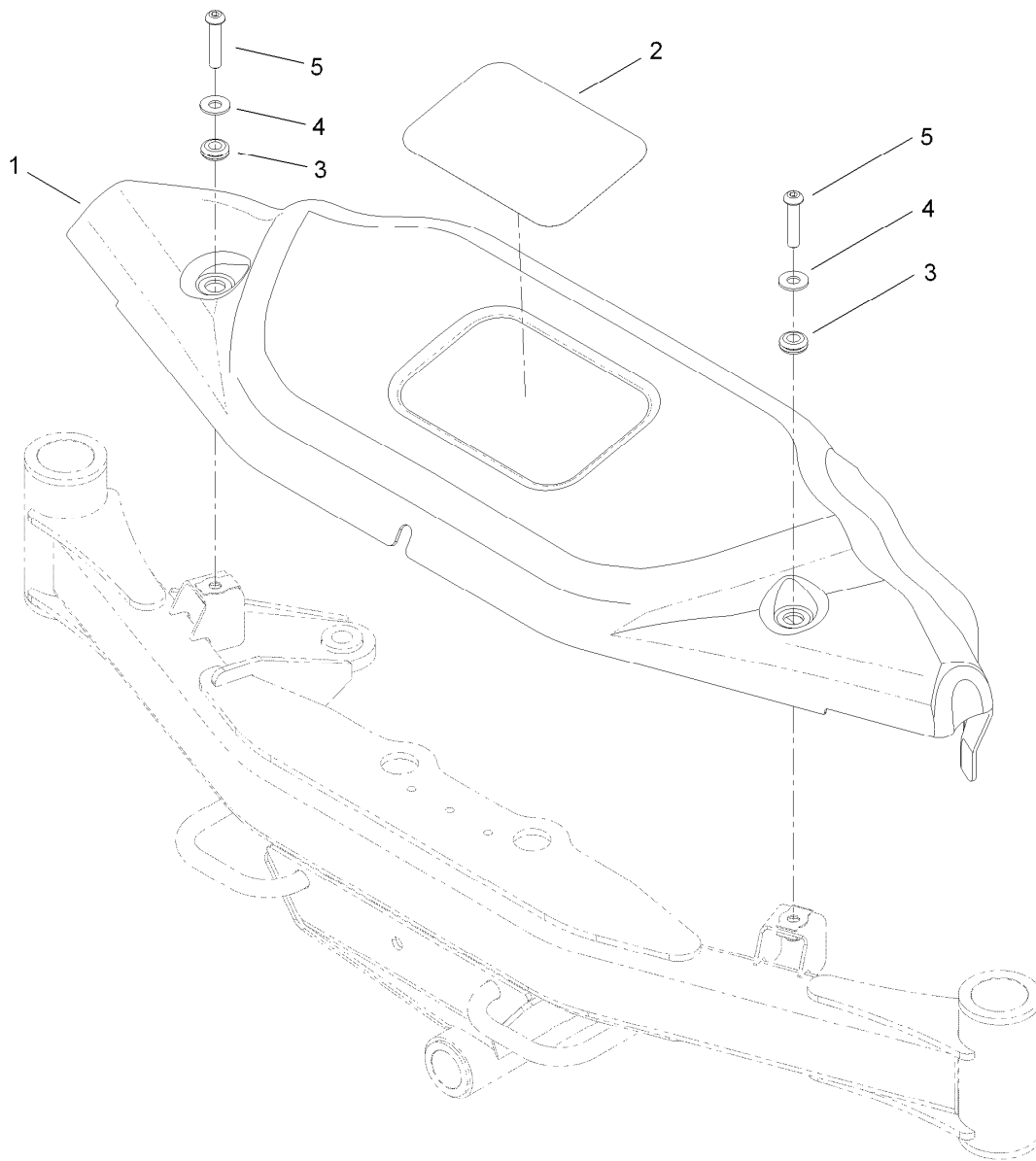
Ref.	Part Number	Qty.	Description	Ref.	Part Number	Qty.	Description
1	302-60	2	Fitting-Grease	14	3234-12	2	Screw-HHF
2	32136-3	2	Nut-SHH	15	302-5	1	Fitting-Grease
3	115-0060	1	HYD Cylinder ASM	16	117-2986	1	Centerlink
4	340-2	2	Fitting-HYD, Straight	17	117-3376-03	1	Plate-Cam, Pittman
4:1	237-22	1	O-Ring	18	3272-12	6	Pin-Cotter
4:2	237-42	1	O-Ring	19	3234-24	2	Screw-HHF
5	32151-104	3	Ring-Retaining, External	20	117-2984	2	Rod-Tie, Rear
6	84-5300	1	Nut-Jam	20:1	42-9650	1	Nut-Hex, Jam
7	71-4740-03	1	End-Rod, Tie	20:2	117-3287	1	Dust Boot
7:1		1	End-Rod, Tie (RH) ●	20:3	302-5	1	Fitting-Grease
7:1:1	105-7941	1	Nut-Hex, Slotted	21	120-0393	1	Rear LH Arm ASM
7:1:2	105-7835	1	Seal	21:2	94-8947	2	Bushing-Flange
7:1:3	302-5	1	Fitting-Grease	22	120-0392	1	Rear RH Arm ASM
8	106-6774	3	Joint-Ball	22:2	94-8947	2	Bushing-Flange
9	32136-2	3	Nut-SHH	23	117-3137	2	Pin ASM
10	100-2508	2	Washer-Thrust	25	99-5105	2	Bolt-Shoulder
11	100-4196	2	Ring-Retaining	26	302-2	2	Fitting-Grease
12	115-0169	2	Washer-Thrust	27	325-6	2	Screw-HH
13	100-3362	2	Cap-Spindle	28	3218-5	2	Nut-Jam

● Not serviced separately



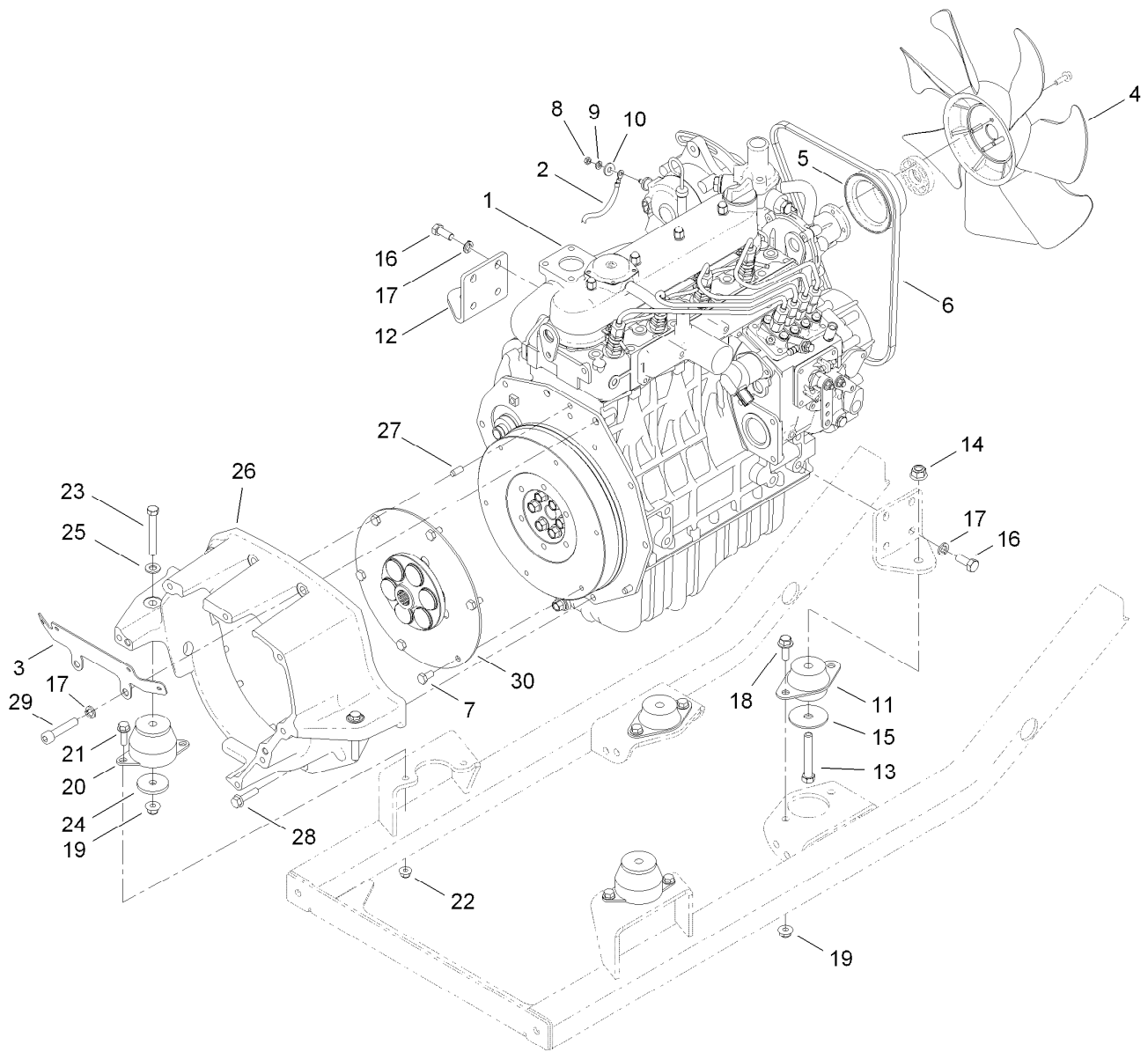
2 Wheel Drive Steering Assembly

Ref.	Part Number	Qty.	Description
1	117-2951	4	Base-Fork, Steer
2	119-1410-03	2	Bulkhead Bracket ASM
3	117-3361	4	Spindle-Steer
4	325-3	4	Screw-HH
5	117-3266	20	Screw-HH
6	117-2948	1	Upper Tube ASM (Lrrf)
6:1	237-65	1	O-Ring
7	117-2949	1	Lower Tube ASM (Lrrf)
7:1	237-65	1	O-Ring
8	340-74	4	Nut-Lock, Bulkhead
9	117-2946	1	Upper Tube ASM (Rrf)
9:1	237-65	1	O-Ring
10	117-2947	1	Lower Tube ASM (Rrf)
10:1	237-65	1	O-Ring



Front Cover Assembly

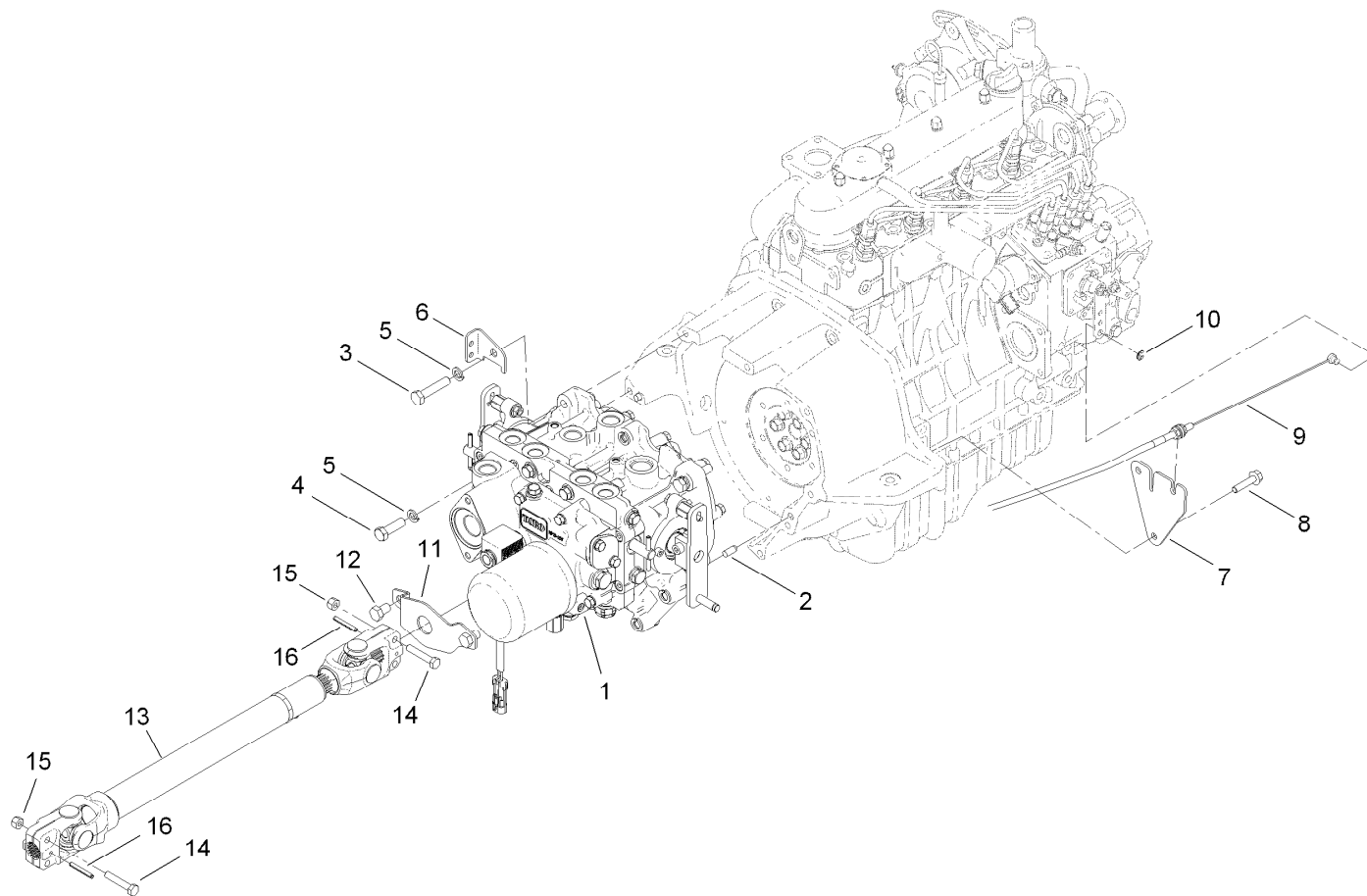
<i>Ref.</i>	<i>Part Number</i>	<i>Qty.</i>	<i>Description</i>
1	119-9895	1	Cover-Front
2	104-7213	1	Decal
3	1-633630	2	Grommet-Brake
4	100-7403	2	Washer-Flat
5	95-3857	2	Screw-HSBH



Engine Component Assembly

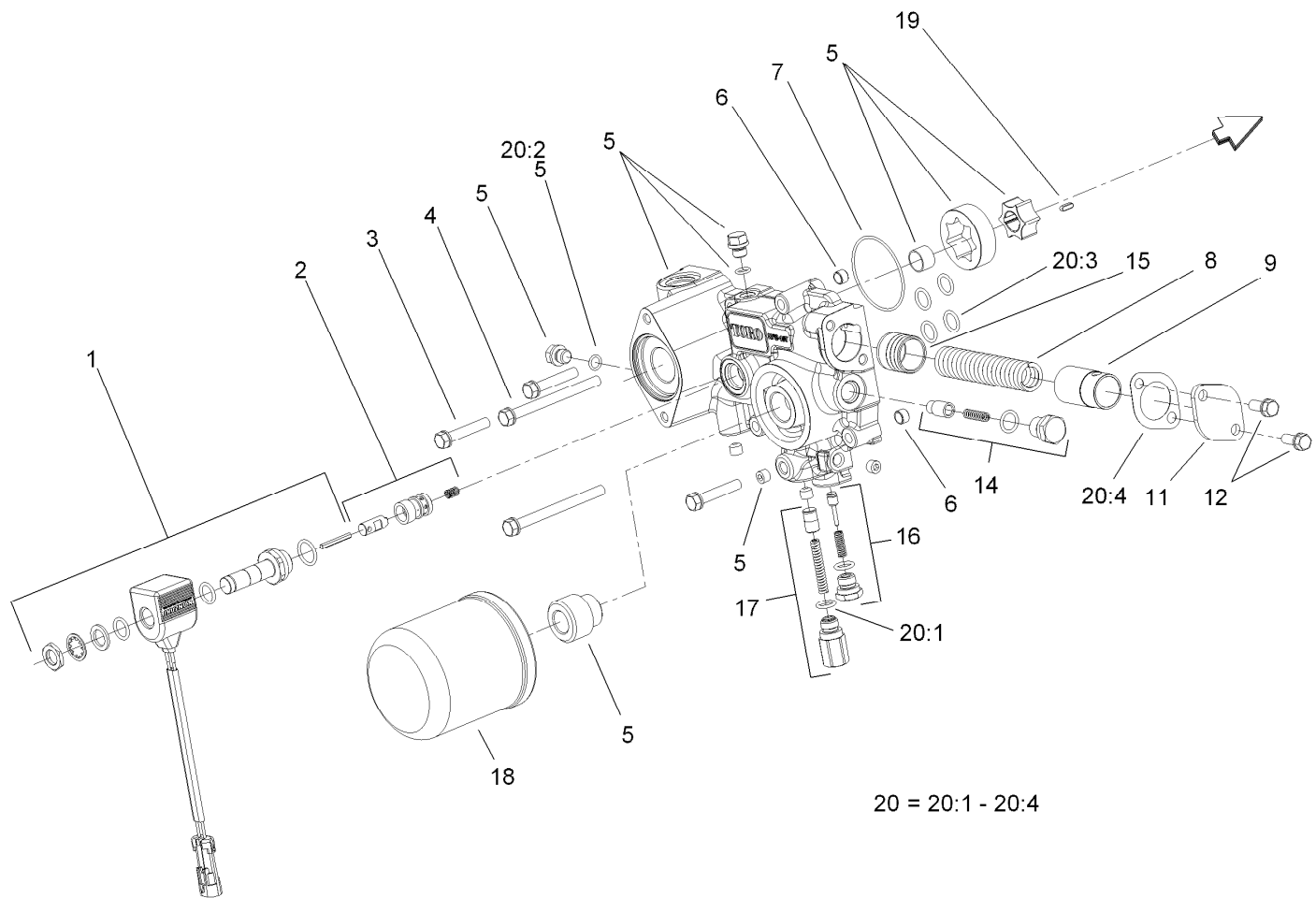
Ref.	Part Number	Qty.	Description	Ref.	Part Number	Qty.	Description
1		1	Engine-Kubota, V1505-E3B-Toro-3 ●	16	43-0090	8	Screw-HH
2	100-5552	1	Harness-Wire	17	48-9590	10	Washer-Lock
3	117-3173-03	1	Support-Cable	18	3234-42	4	Screw-HHF
4	107-9096	1	Fan-Cooling	19	104-8301	6	Nut-Flange, NI
5	99-3453	1	Pulley-Fan	20	107-2289	2	Mount-Motor
6	115-0123	1	V-Belt	21	3234-17	4	Screw-HHF
7	33114-016	6	Screw-HH	22	104-8300	4	Nut-Flange, NI
8	33013-00	1	Nut-Hex	23	323-13	2	Screw-HH
9	43-5930	1	Washer-Lock, Spring	24	80-8560	2	Washer-Hardened
10	3256-2	1	Washer-Flat	25	3256-24	2	Washer-Flat
11	53-9681	2	Mount-Engine	26	108-5193	1	Housing-Flywheel
12	115-0059-03	1	Plate-Mount, Motor	27	87-1910	2	Pin-Dowel
13	324-11	2	Screw-HH	28	33104-035	6	Screw-HHF
14	114-8417	2	Nut-HF, NI	29	3274-106	2	Screw-HSH
15	87-5100	2	Washer-Snubbing	30	110-9729	1	Flywheel Coupling ASM

● Not serviced separately



Transmission Component Assembly

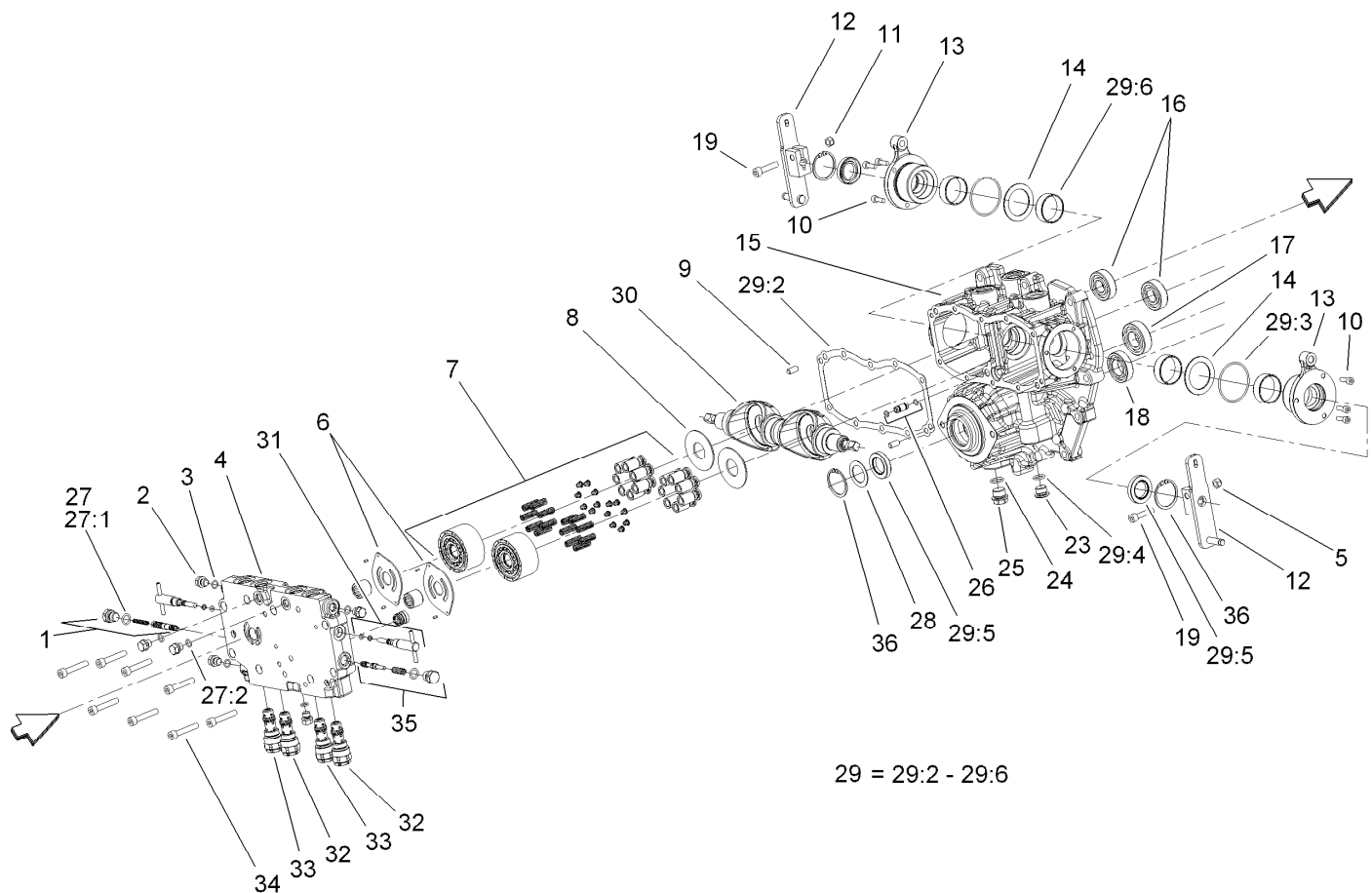
<i>Ref.</i>	<i>Part Number</i>	<i>Qty.</i>	<i>Description</i>	<i>Ref.</i>	<i>Part Number</i>	<i>Qty.</i>	<i>Description</i>
1	120-0030	1	Transmission ASM	9	115-0339	1	Cable-Throttle/Choke
2	87-1910	2	Pin-Dowel	10	701197	1	E-Ring
3	33115-050	6	Screw-HH	11	114-4088	1	Shield-Seal
4	33115-035	1	Screw-HH	12	33115-016	2	Screw-HH
5	48-9590	7	Washer-Lock	13	110-3575	1	Driveshaft ASM
6	120-0239	1	Support-Tube	14	322-9	4	Screw-HH
7	114-4060	1	Bracket-Throttle	15	3296-29	4	Nut-Lock, NI
8	33104-035	2	Screw-HHF	16	32121-34	2	Pin-Roll



Charge Pump Housing Assembly Transmission Assembly No. 120-0030

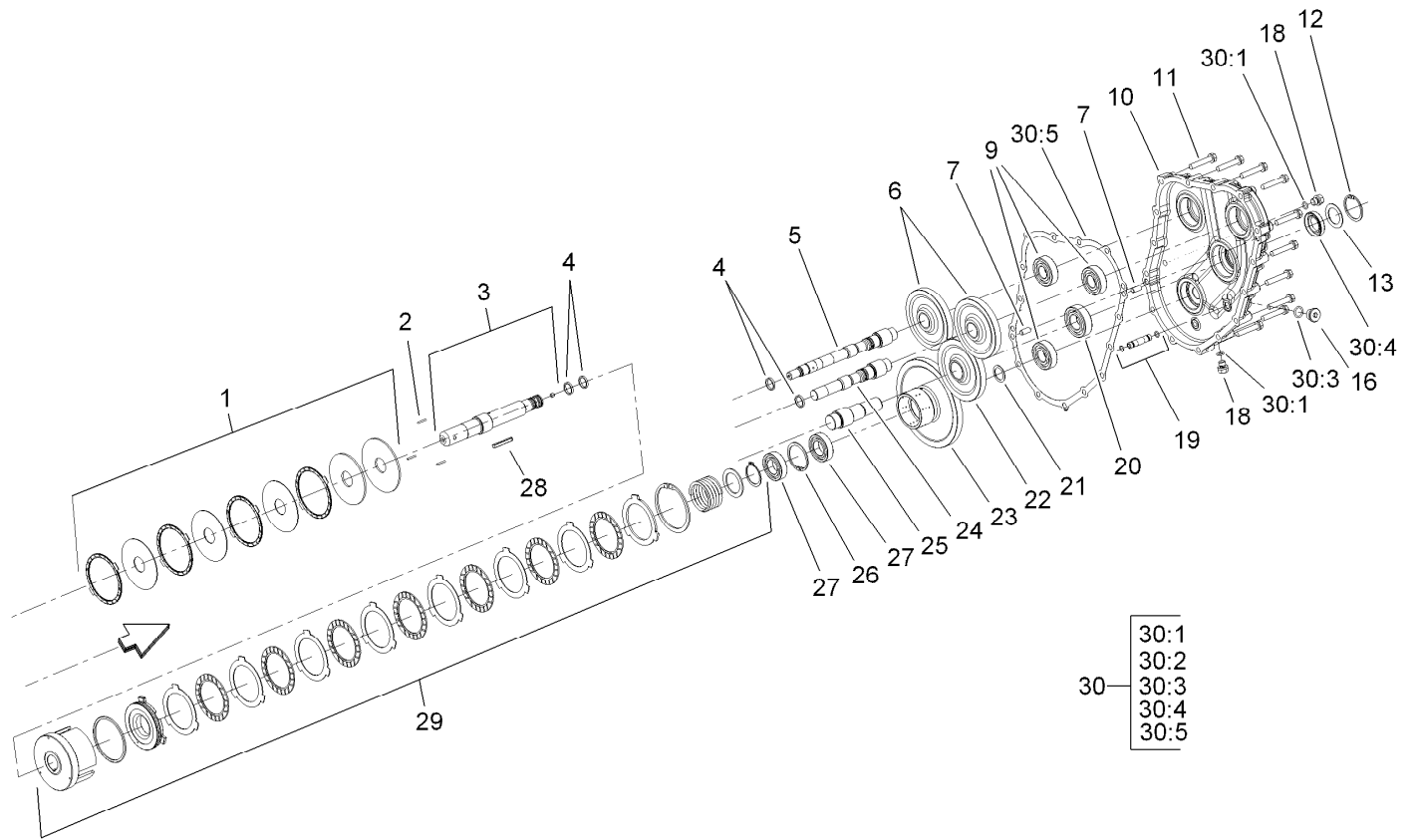
<i>Ref.</i>	<i>Part Number</i>	<i>Qty.</i>	<i>Description</i>
1	107-0851	1	Solenoid ASM
2	107-0850	1	Solenoid Valve ASM
3	107-0863	3	Bolt
4	107-0864	2	Bolt
5	107-0840	1	Pump Body ASM
6	107-0848	2	Pin
7	107-0856	1	O-Ring
8	107-0845	1	Spring
9	107-0844	1	Collar
11	107-0846	1	Cover
12	93-0457	2	Bolt And Washer ASM

<i>Ref.</i>	<i>Part Number</i>	<i>Qty.</i>	<i>Description</i>
14	107-0843	1	Filter Bypass Valve ASM
15	107-0818	1	Piston
16	120-5153	1	Charge Relief Valve ASM
17	107-0841	1	Pressure Valve ASM
18	108-5194	1	Filter-Oil
19	107-0865	1	Key
20	107-0855	1	Charge Pump Seal Kit
20:1	93-0418	2	O-Ring
20:2	107-0817	2	O Ring-Plug
20:3	104-3298	6	Packing
20:4	107-0847	1	Gasket



Center Section Assembly Transmission Assembly No. 120-0030

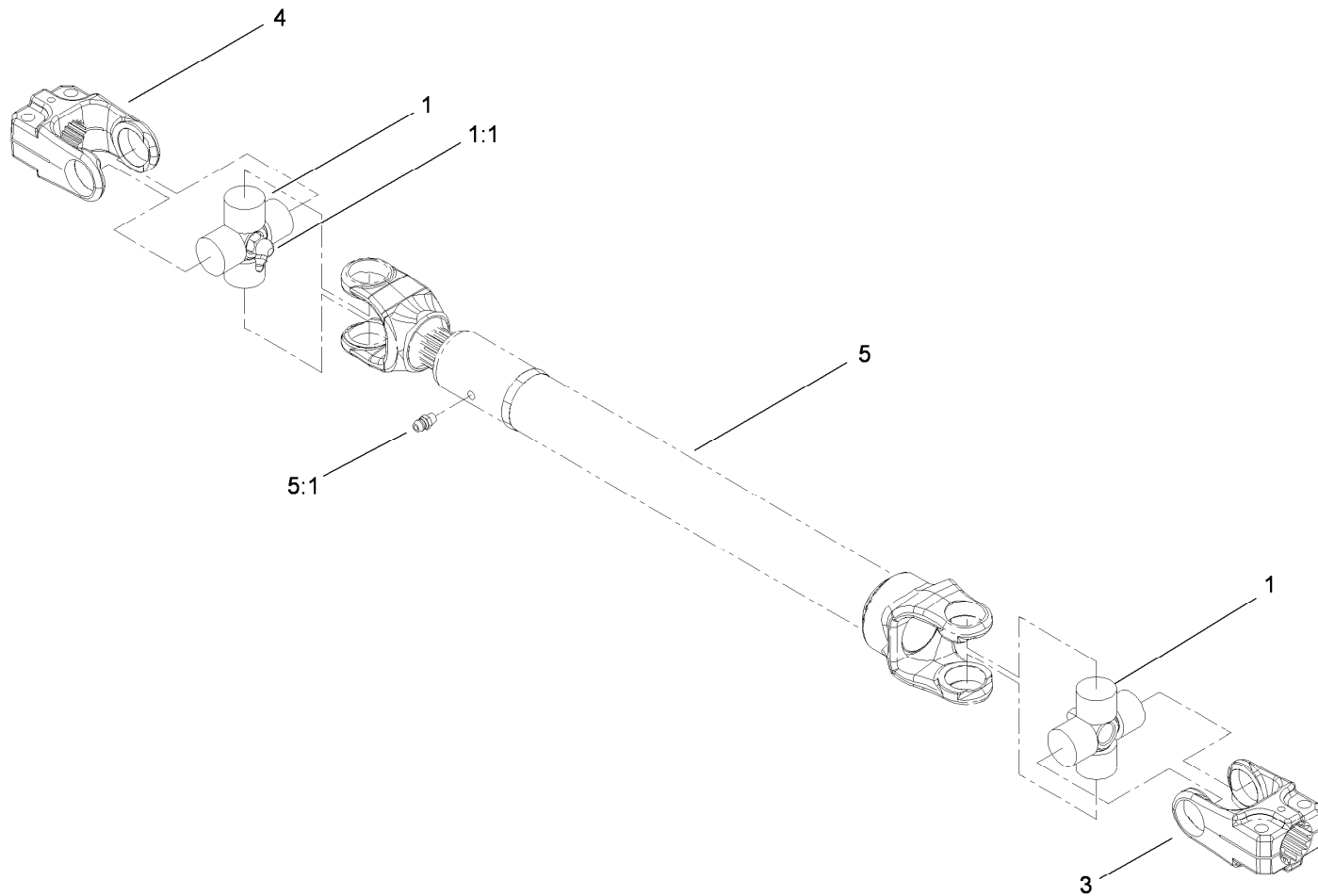
Ref.	Part Number	Qty.	Description	Ref.	Part Number	Qty.	Description
1	107-0807	1	Valve-Flushing, RH	24	107-0862	1	O-Ring
2	107-0857	6	Plug	25	107-0867	1	Plug
3	107-0817	6	O Ring-Plug	26	107-0812	1	Pipe
4	120-5150	1	Center Case-Complete	27	107-0852	1	Center Case Seal Kit
5	107-0858	1	U-Nut	27:1	93-0418	2	O-Ring
6	107-0805	2	Plate-Valve	27:2	107-0817	6	O Ring-Plug
7	107-0824	2	Cylinder Block ASM	28	107-0813	1	Spacer
8	107-0830	2	Plate-Thrust	29	107-0853	1	Pump Housing Seal Kit
9	92-0765	4	Pin-Parallel	29:2	107-0810	1	Gasket-Case, Center
10	107-0859	6	Bolt	29:3	107-0817	2	O Ring-Plug
11	107-0858	2	U-Nut	29:4	104-3298	1	Packing
12	107-0831	2	Arm-Control	29:5	107-0814	3	Seal
13	107-0832	2	Side Cover ASM	29:6	107-0825	4	Ring-Seal
14	107-0829	2	Washer	30	107-0828	2	Plate-Swash
15	120-5151	1	Pump Housing-Complete	31	107-0808	2	Valve-Bypass
16	107-0826	2	Bearing	32	107-0804	2	Valve-Rear
17	107-0821	1	Bearing	33	107-0803	2	Valve-Front
18	107-0838	1	Bearing	34	107-0863	8	Bolt
19	107-0860	2	Bolt	35	107-0806	1	Valve-Flushing, LH
23	107-0861	1	Plug-NPTF	36	92-0757	2	Ring-Snap



Gear Case and Clutch Assembly Transmission Assembly No. 120-0030

<i>Ref.</i>	<i>Part Number</i>	<i>Qty.</i>	<i>Description</i>	<i>Ref.</i>	<i>Part Number</i>	<i>Qty.</i>	<i>Description</i>
1	107-0839	1	PTO Brake ASM	21	107-0836	1	Spacer
2	107-0837	3	Rod-Push	22	107-0820	1	Gear-Input
3	107-0833	1	PTO Shaft ASM	23	107-0834	1	Gear-PTO
4	107-0825	2	Ring-Seal	24	107-0822	1	Shaft-Pump
5	107-0827	1	Shaft-Pump	25	107-0819	1	Shaft-Input
6	107-0823	2	Gear-Pump	26	92-0758	1	Ring-Snap
7	92-0765	4	Pin-Parallel	27	107-0838	3	Bearing
9	107-0826	4	Bearing	28	107-0866	1	Key
10	120-5152	1	Housing-Gear Case	29	107-0835	1	Clutch Cylinder ASM
11	107-0863	13	Bolt	30	107-0854	1	Gear Housing Seal Kit
12	92-0757	1	Ring-Snap	30:1	107-0817	2	O Ring-Plug
13	107-0813	1	Spacer	30:2		2	O-Ring ●
16	107-0861	1	Plug-NPTF	30:3	104-3298	1	Packing
18	107-0857	6	Plug	30:4	107-0814	1	Seal
19	107-0811	1	Pipe	30:5	107-0816	1	Gasket-Housing, Gear
20	107-0821	2	Bearing				

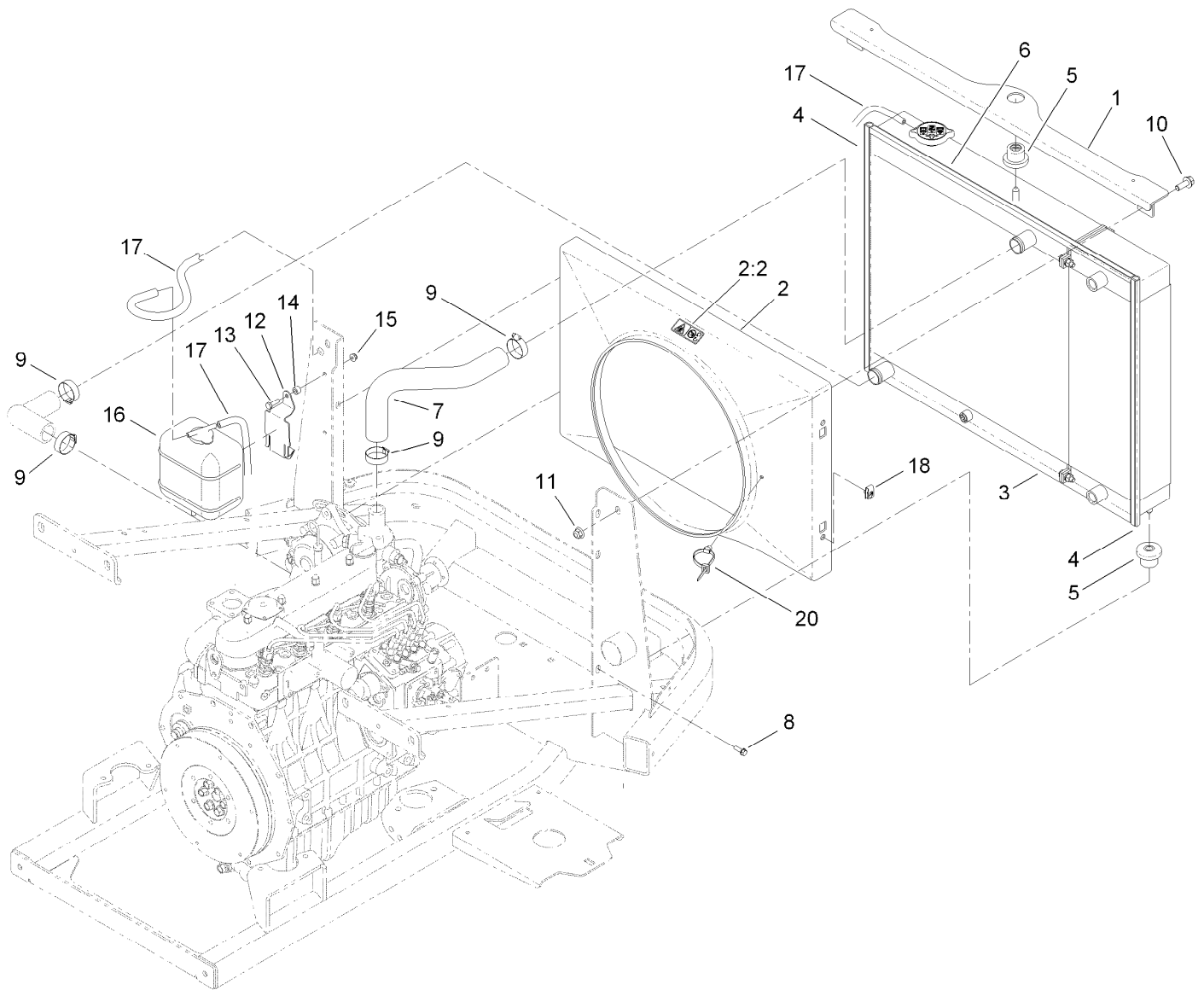
● Not serviced separately



Driveshaft Assembly No. 110-3575

<i>Ref.</i>	<i>Part Number</i>	<i>Qty.</i>	<i>Description</i>
1	112-1687	2	Cross And Bearing Kit
1:1	62-3820	1	Fitting-Grease
3	54-9040	1	Yoke-End
4	54-9090	1	Yoke-End
5		1	Tube-Yoke, Slip ●
5:1	302-22	1	Fitting-Grease

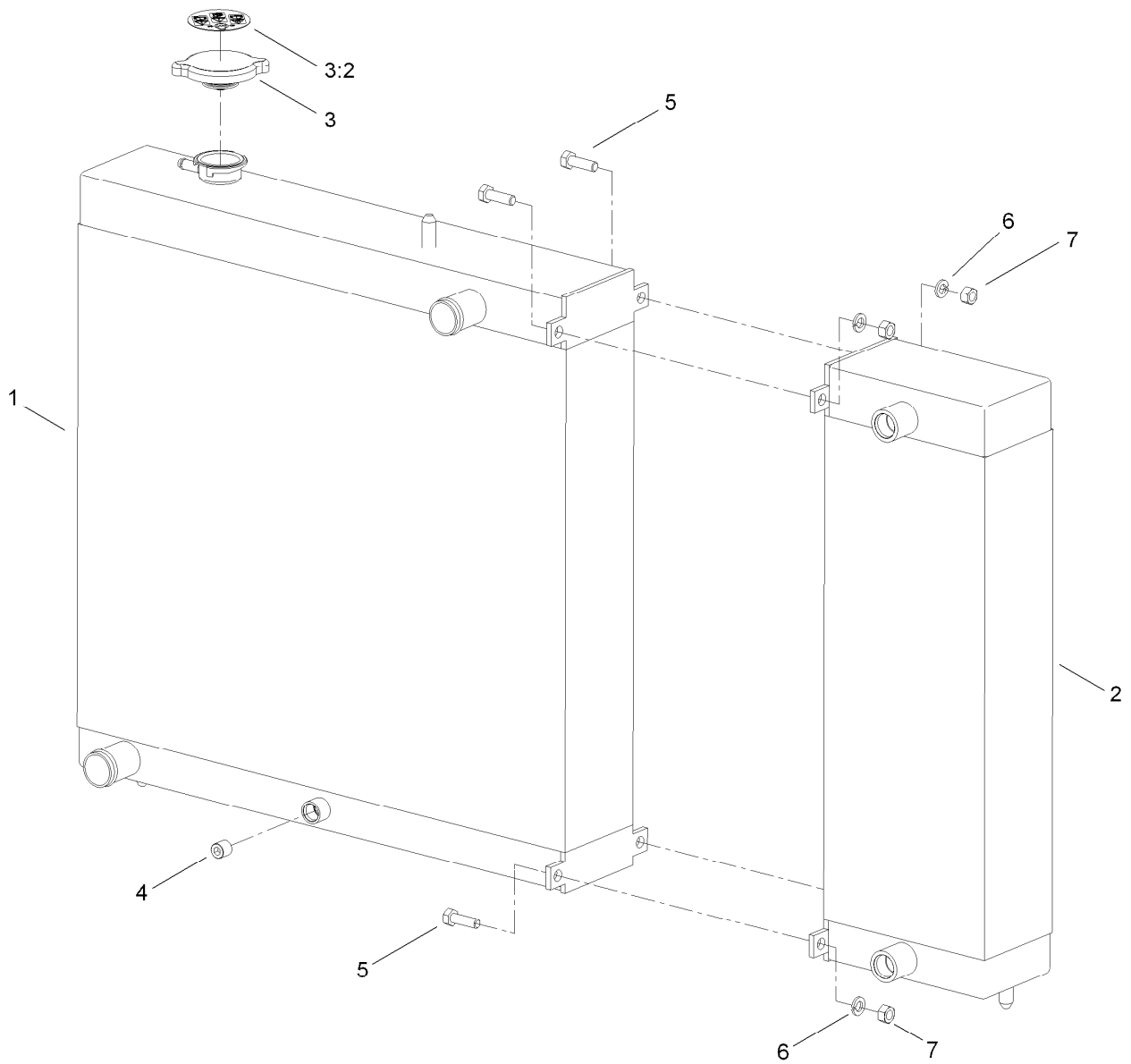
● Not serviced separately



Radiator Component Assembly

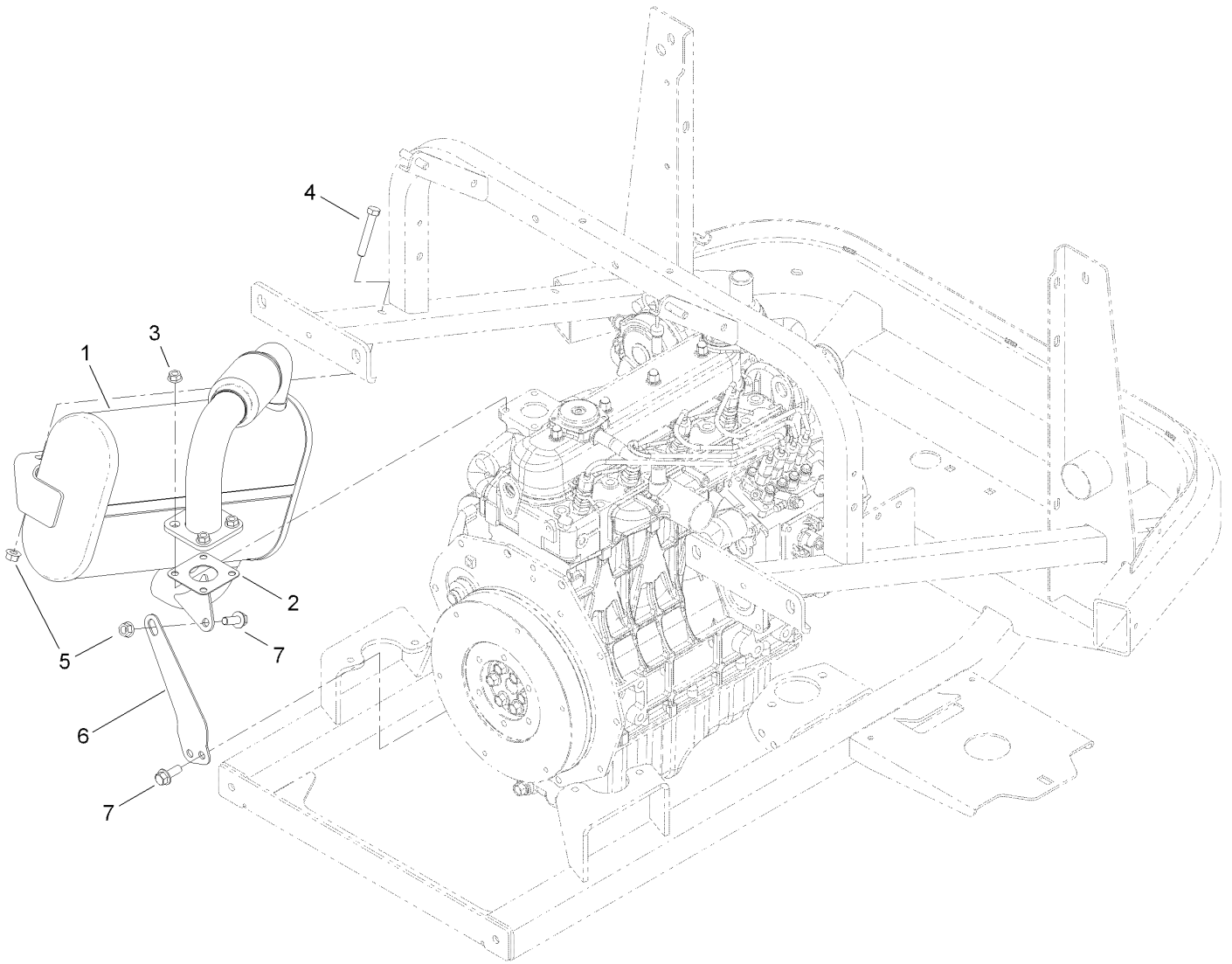
Ref.	Part Number	Qty.	Description	Ref.	Part Number	Qty.	Description
1	119-1423-03	1	Radiator Support ASM	10	3234-42	2	Screw-HHF
2	117-3268	1	Shroud Fan ASM	11	104-8301	2	Nut-Flange, NI
2:2	117-4766	1	Decal-Warning, Fan	12	108-9930-03	1	Bracket-Bottle
3		1	Radiator And Cooler ASM ●	13	321-5	2	Screw-HH
4	119-1426	2	Seal-Bulb	14	98-4799	2	Tube-Spacer
5	119-1422	3	Mount-Isolator	15	104-7201	2	Nut-HF
6	119-1427	2	Seal-Bulb	16	104-9318	1	Overflow Bottle ASM
7	115-0330	1	Hose-Radiator, Upper	17	108-3284	2	Hose-Fuel
8	32105-15	4	Screw	18	107069	4	Clip
9	2412-34	4	Clamp-Hose	20	32180-030	1	Clip-Harness

● Not serviced separately



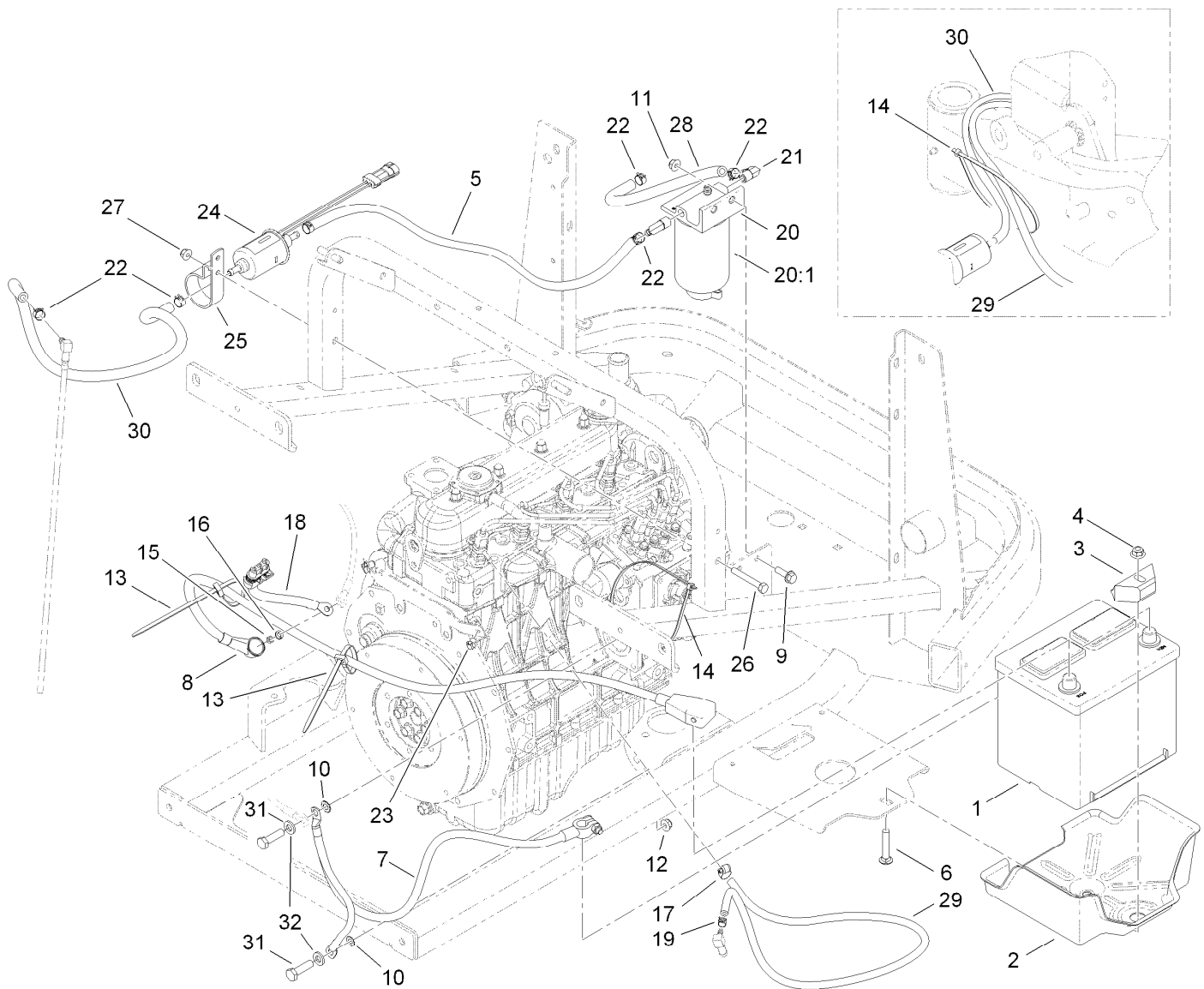
Radiator and Cooler Assembly

<i>Ref.</i>	<i>Part Number</i>	<i>Qty.</i>	<i>Description</i>
1	115-0050	1	Radiator
2	115-0051	1	Cooler
3	119-1430	1	Radiator Cap ASM
3:2	117-3276	1	Decal-Danger, Radiator Cap
4	99-8551	1	Plug-Pipe
5	322-5	4	Screw-HH
6	3253-4	4	Washer-Lock
7	3217-6	4	Nut-Hex



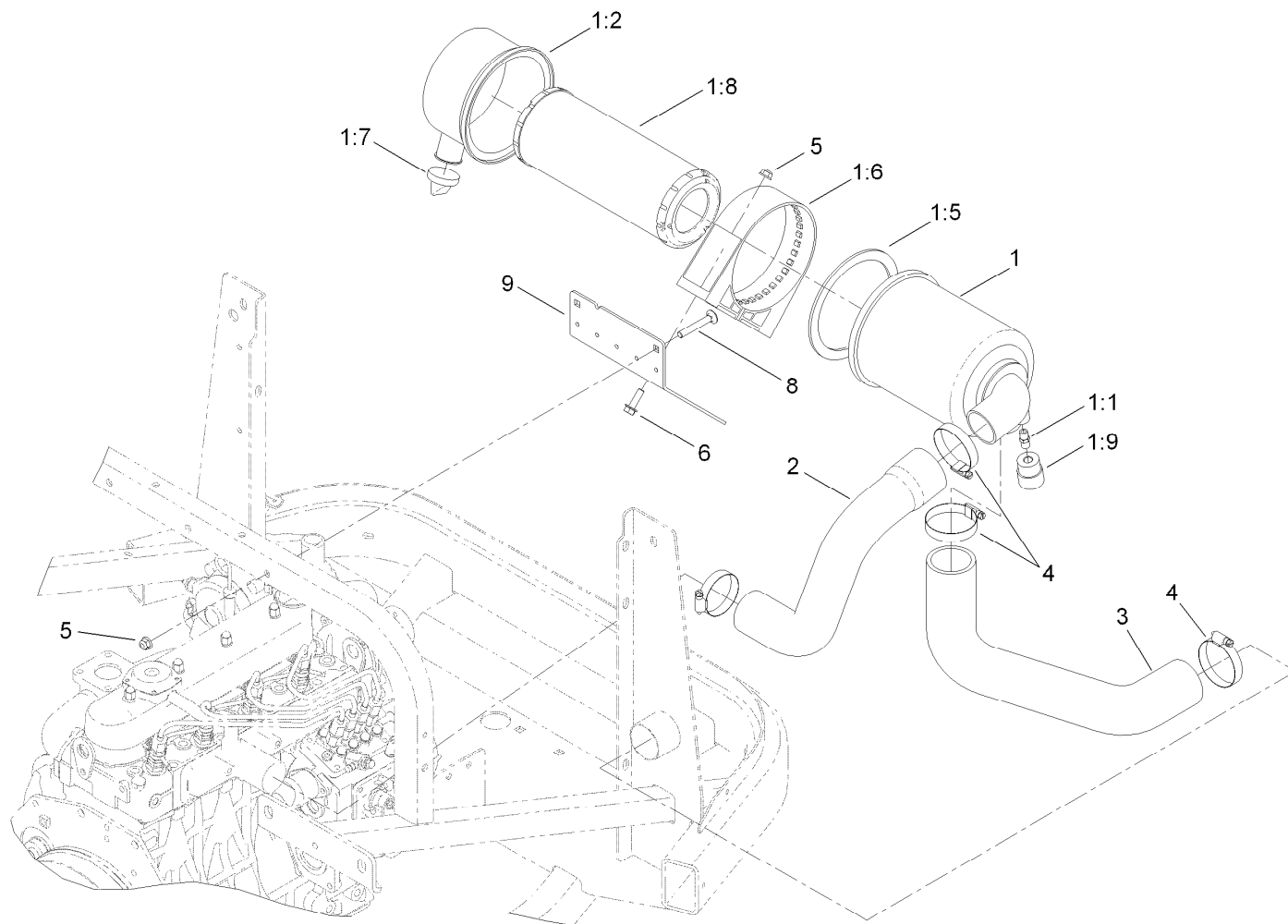
Muffler Assembly

<i>Ref.</i>	<i>Part Number</i>	<i>Qty.</i>	<i>Description</i>
1	115-0419	1	Muffler
2	98-9611	1	Gasket
3	33004-00	4	Nut-HF
4	323-11	2	Screw-HH
5	32128-21	5	Nut-HF
6	117-3033-03	1	Support-Muffler
7	3234-42	3	Screw-HHF



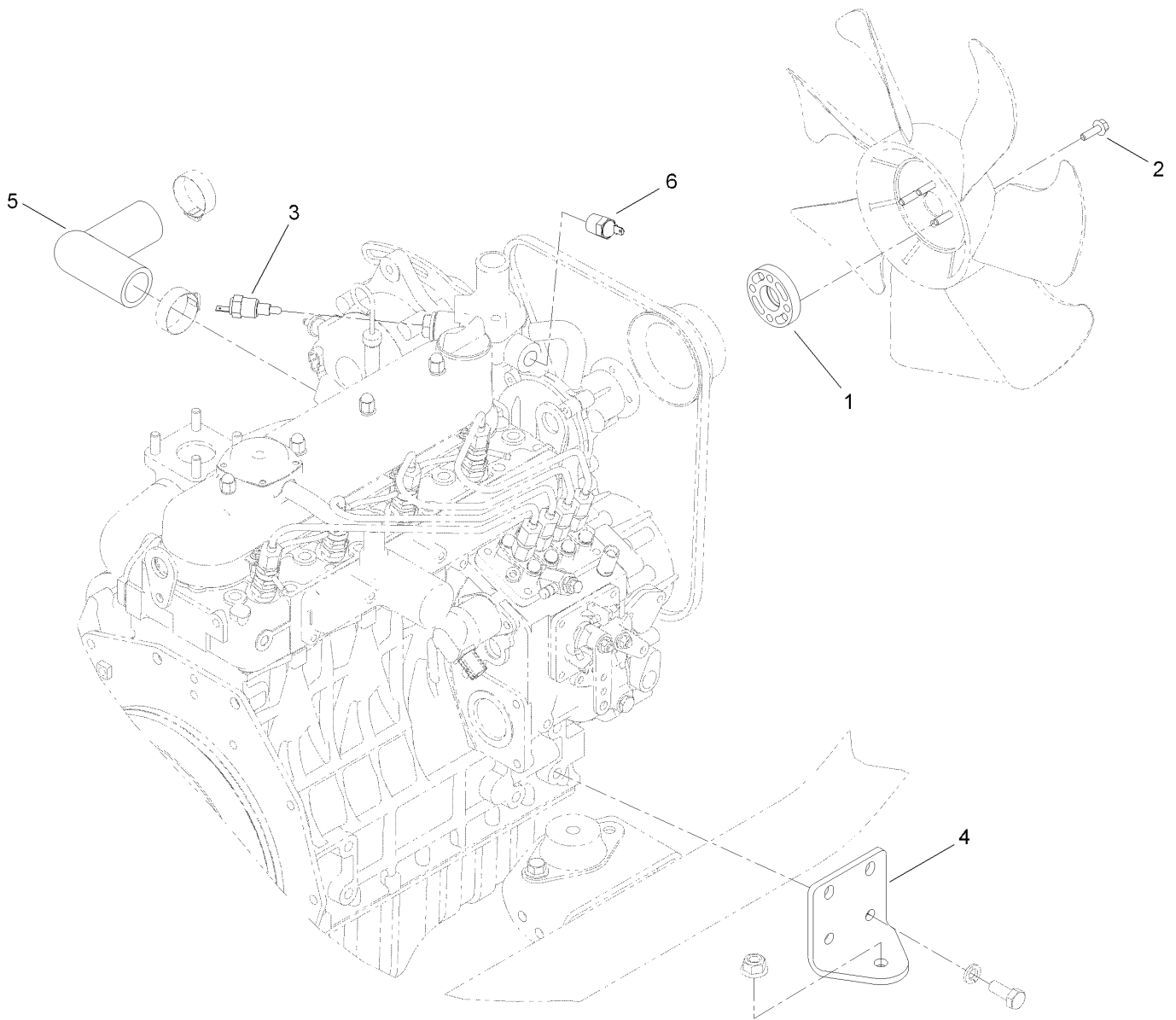
Battery and Fuel Delivery Assembly

Ref.	Part Number	Qty.	Description	Ref.	Part Number	Qty.	Description
1	106-5187	1	Battery	18	99-3441	1	Harness-Wire, Fusible Link
2	117-3027	1	Tray-Battery	19	2412-80	1	Clamp-Line, Fuel
3	66-2490	1	Retainer-Battery	20	110-9044	1	Filter-Seperator
4	104-8301	1	Nut-Flange, NI	20:1	110-9049	1	Filter-Spin On
5	109-0274	1	Hose-Fuel	21	353-781	2	Fitting-Elbow
6	3231-6	1	Screw-CARR	22	92-2379	6	Clamp-Hose
7	105-0040	1	Cable-Battery, Negative	23	32180-030	2	Clip-Harness
8	104-0086	1	Cable-Battery, Positive	24	110-8806	1	Pump-Fuel
9	3234-17	2	Screw-HHF	25	110-8817	1	Bracket-Pump, Fuel
10	3255-8	2	Washer-Lock	26	321-15	1	Screw-HH
11	104-8300	2	Nut-Flange, NI	27	104-7201	1	Nut-HF
12	32128-25	2	Nut-HF	28	110-4105	1	Hose-Fuel
13	3290-378	2	Tie-Cable	29	110-3958	1	Hose-Fuel
14	3290-379	1	Tie-Cable	30	110-3257	1	Hose-Fuel
15	33014-00	1	Nut-Hex	31	322-6	2	Screw-HH
16	3253-4	1	Washer-Lock	32	3256-23	2	Washer-Flat
17	2412-108	1	Clamp-Worm				



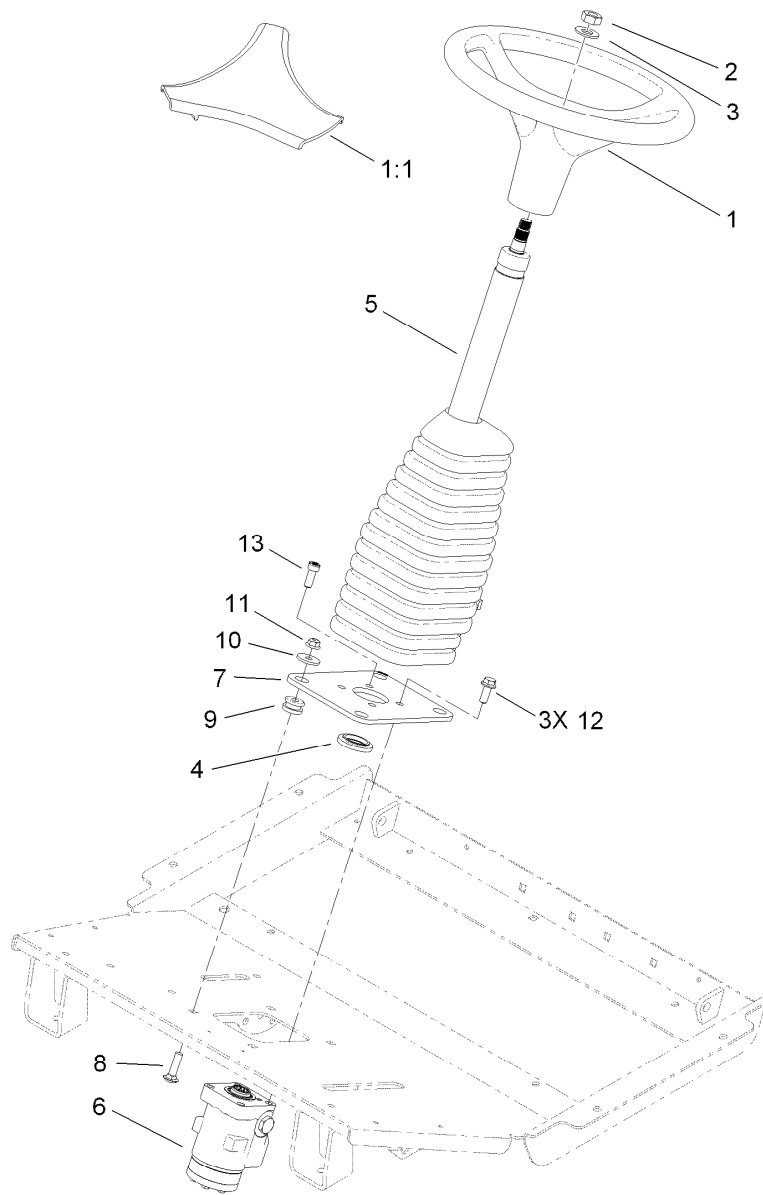
Air Cleaner Assembly

<i>Ref.</i>	<i>Part Number</i>	<i>Qty.</i>	<i>Description</i>
1	104-3428	1	Air Cleaner ASM
1:1	105-4292	1	Nipple-Pipe
1:2	104-0497	1	Cover ASM
1:5	104-4897	1	Gasket
1:6	98-4525	1	Bracket-Cleaner, Air
1:7	104-0498	1	Valve-Vacuator
1:8	108-3810	1	Filter-Air
1:9	93-9164	1	Indicator-Mini
2	117-3020	1	Hose-Air Intake, Engine
3	117-3021	1	Hose-Air Inlet
4	2412-130	4	Clamp-Hose
5	104-8300	4	Nut-Flange, NI
6	3234-17	2	Screw-HHF
8	3230-7	2	Screw-CARR
9	119-1350-03	1	Plate-Air Cleaner



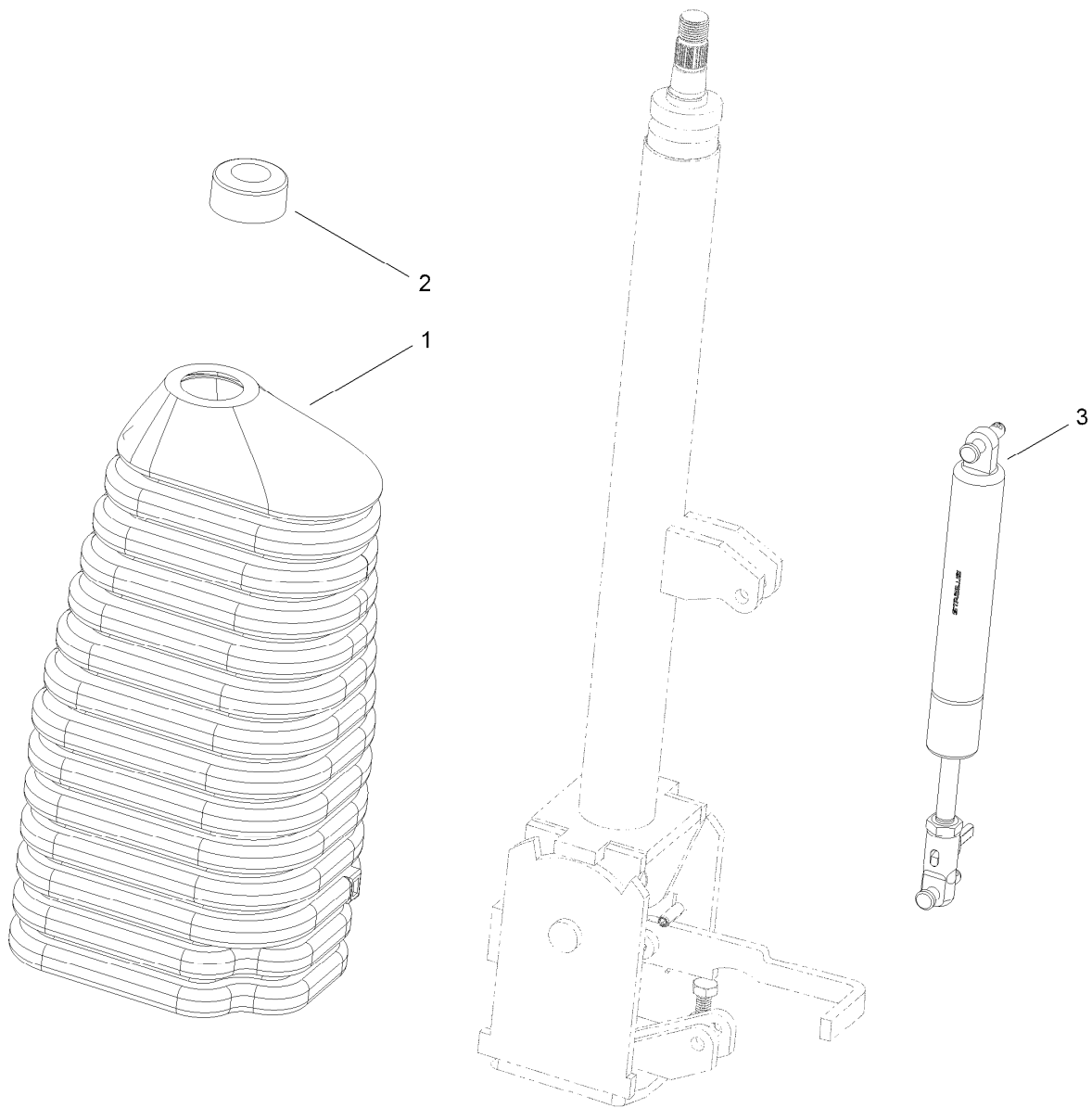
Fan Spacer and Thermoswitch Assembly

<i>Ref.</i>	<i>Part Number</i>	<i>Qty.</i>	<i>Description</i>
1	104-4247	1	Spacer-Fan
2	33103-020	4	Screw-HHF
3	98-9719	1	Thermoswitch
4	115-0059-03	1	Plate-Mount, Motor
5	115-0331	1	Hose-Radiator, Lower
6	112-0183	1	Switch-Thermometer



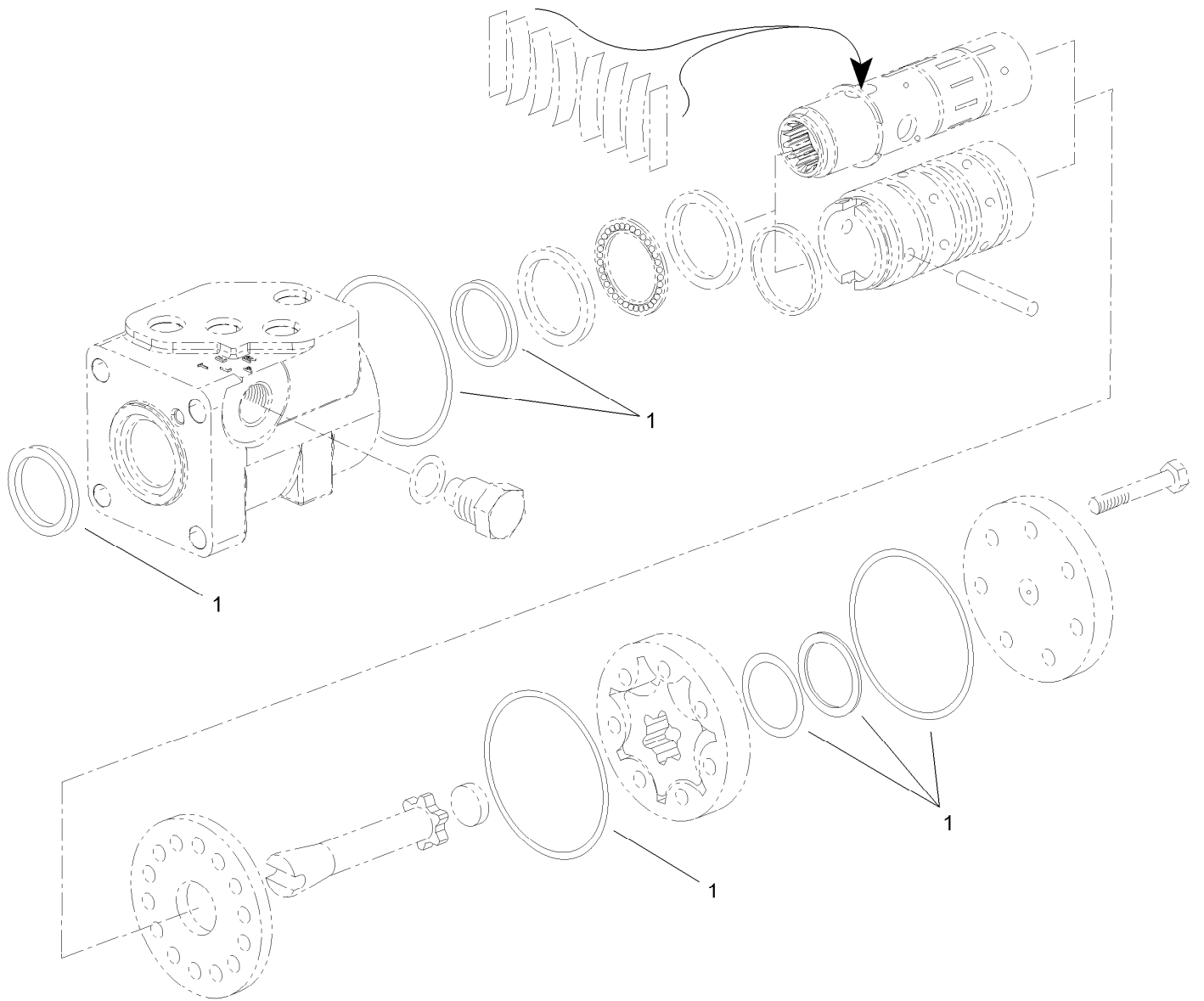
Steering Column Assembly

<i>Ref.</i>	<i>Part Number</i>	<i>Qty.</i>	<i>Description</i>
1	98-1471	1	Wheel-Steering
1:1	98-1468	1	Cover-Wheel, Steering
2	3296-33	1	Nut-Lock, NI
3	3256-27	1	Washer-Flat
4	117-3373	1	Bushing-Alignment
5	117-3371	1	Column-Steering
6	117-3265	1	Valve-Steering
7	117-3234-03	1	Plate-Steering
8	3231-26	4	Screw-CARR
9	63-9750	4	Mount
10	63-8410	4	Washer
11	104-8301	4	Nut-Flange, NI
12	108-1531	3	Screw-HHF
13	3273-41	1	Screw-HSH



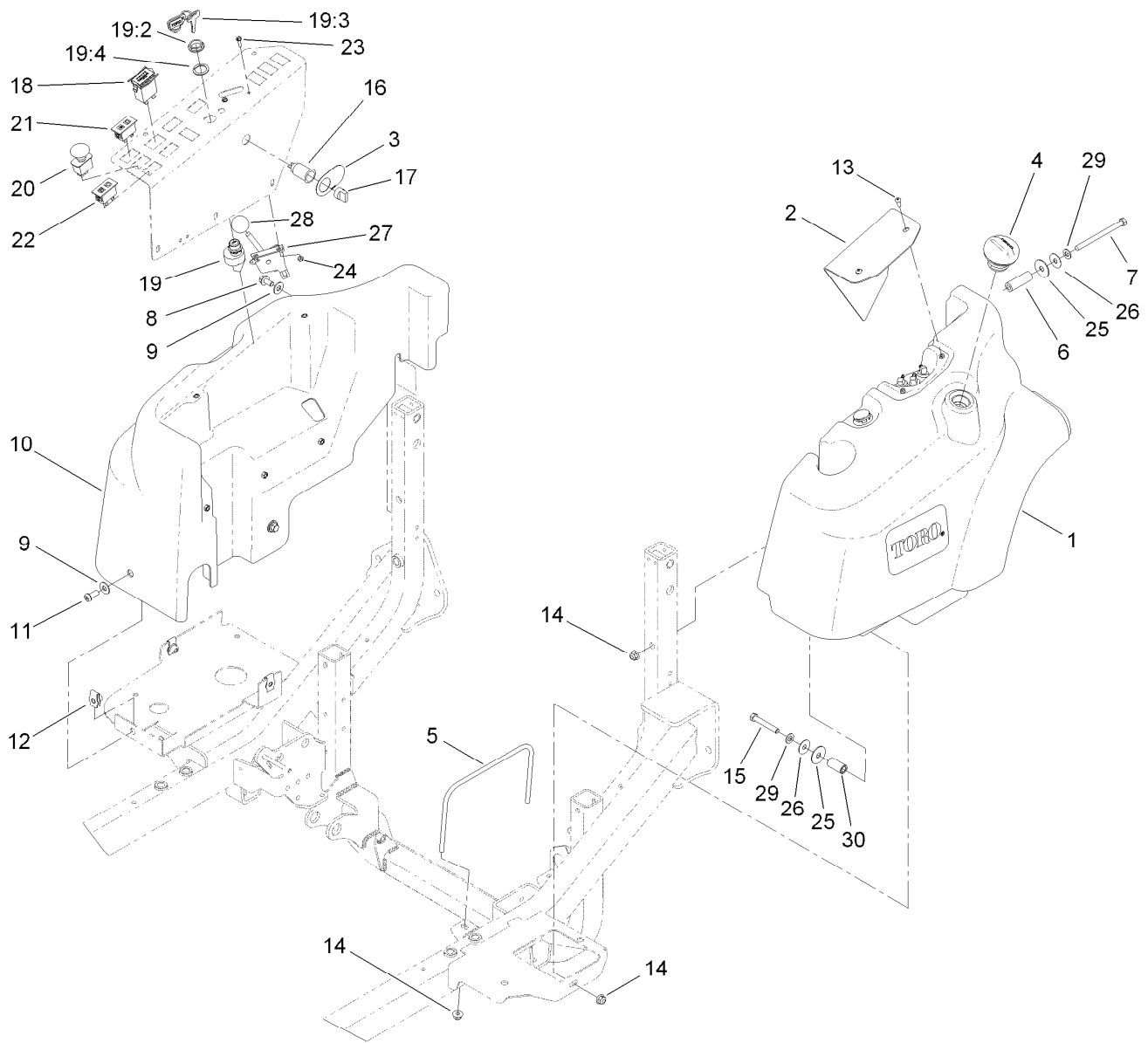
Steering Column Assembly No. 117-3371

<i>Ref.</i>	<i>Part Number</i>	<i>Qty.</i>	<i>Description</i>
1	120-2592	1	Boot-Rubber, Column
2	120-2593	1	Boot-Rubber, Bearing
3	120-2594	1	Gas Spring ASM



Steering Valve Assembly No. 117-3265

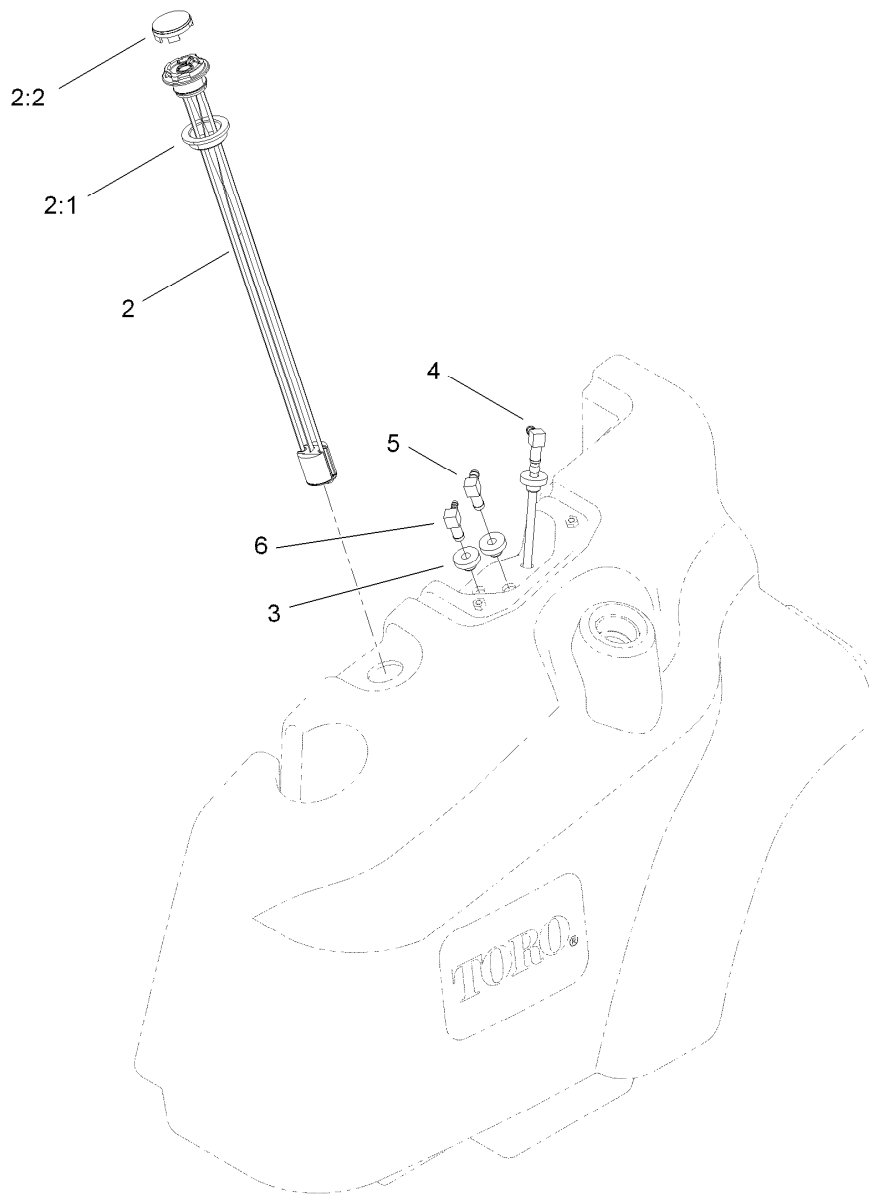
<i>Ref.</i>	<i>Part Number</i>	<i>Qty.</i>	<i>Description</i>
1	108-1519	1	Seal Kit



Fuel Tank and Control Panel Component Assembly

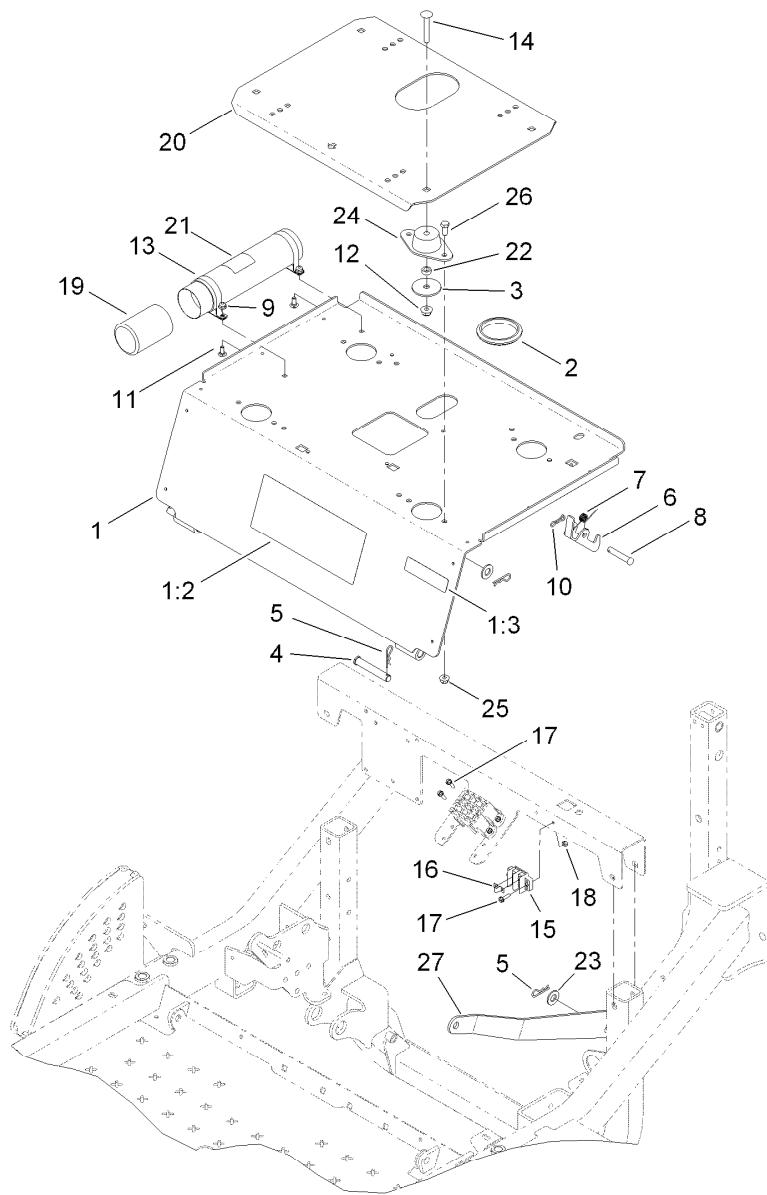
Ref.	Part Number	Qty.	Description
1	120-0255	1	Fuel Tank ASM
2	117-3359-03	1	Plate-Cover
3	106-2353	1	Decal-Powerpoint
4	93-3102	1	Cap-Fuel
5	117-3394	1	Bracket-Tank
6	117-3387	1	Tube-Spacer
7	323-39	1	Screw-HH
8	110-9380	1	Screw-HWH
9	100-7403	4	Washer-Flat
10	117-3353	1	Cover-Tank, HYD
11	3274-94	3	Screw-HSBH
12	105-4886	3	Nut-Tinnerman
13	3274-31	2	Screw-HSBH
14	104-8301	4	Nut-Flange, NI
15	323-12	1	Screw-HH
16	99-7411	1	Point-Power
17	99-7416	1	Cap

Ref.	Part Number	Qty.	Description
18	1-513374	1	Meter-Hour
19	106-5269	1	Ignition Switch ASM
19:2	108-8660	1	Nut-Mounting
19:3	106-5270	1	Key Set-Ignition
19:4	108-8659	1	Washer-Backup
20	95-4108	1	Switch-PTO
21	100-8070	1	Lamp-Warning
22	100-8071	1	Lamp-Warning
23	32105-13	2	Screw-HWH
24	3296-2	2	Nut-Lock, NI
25	95-1905	2	Washer-Rubber
26	105-6814	2	Washer-Plain
27	110-5547	1	Control Lever ASM
28	233-42	1	Knob
29	3256-24	2	Washer-Flat
30	110-3726	1	Spacer



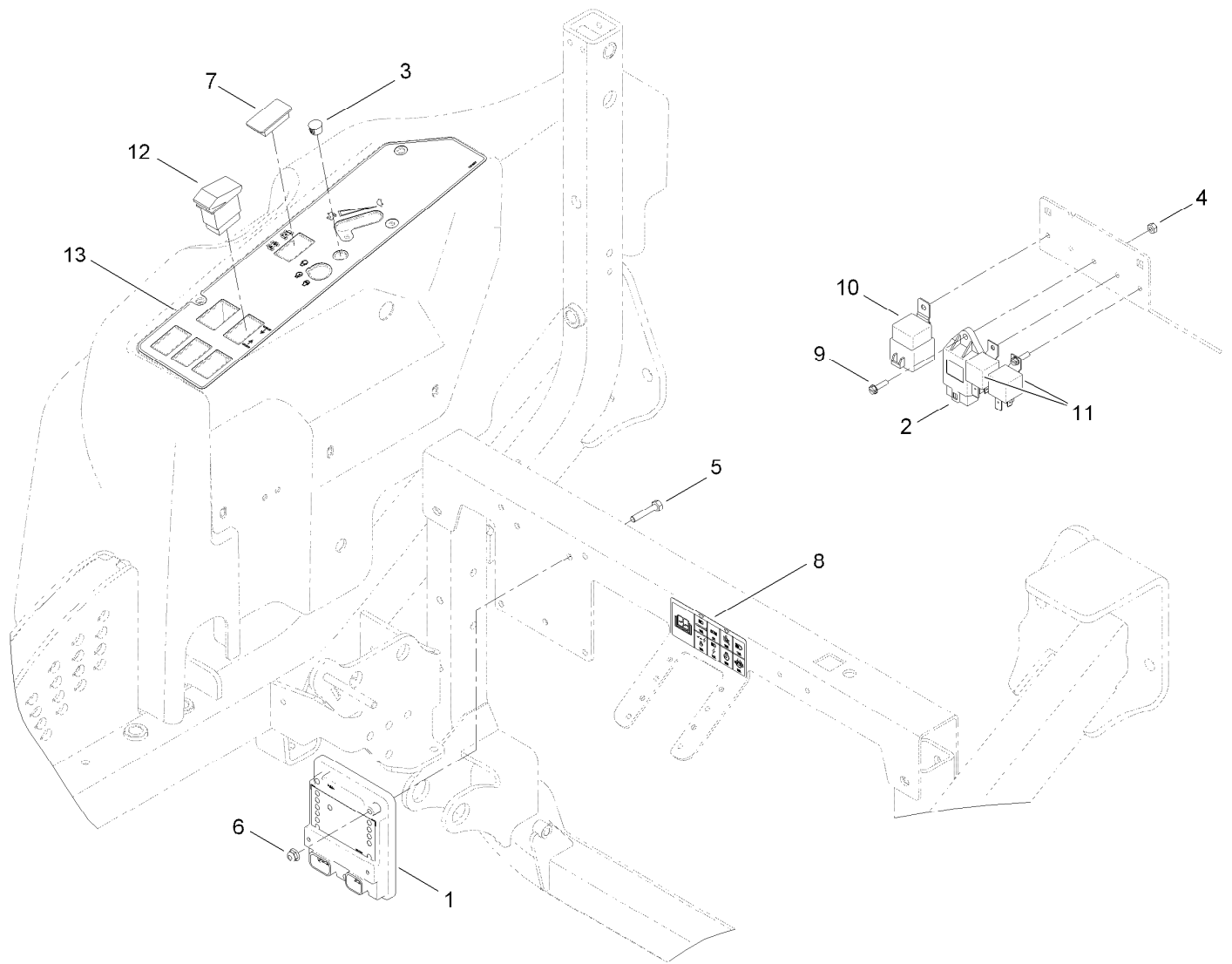
Fuel Tank Assembly No. 120-0255

<i>Ref.</i>	<i>Part Number</i>	<i>Qty.</i>	<i>Description</i>
2	117-3238	1	Gauge-Fuel
2:1	119-0508	1	Seal
2:2	117-8404	1	Dial-Gauge
3	46-6560	3	Bushing
4	117-3370	1	Pipe-Stand
5	46-6550	1	Fitting-Elbow, 90 DEG
6	104-5228	1	Fitting-Elbow, 90 DEG



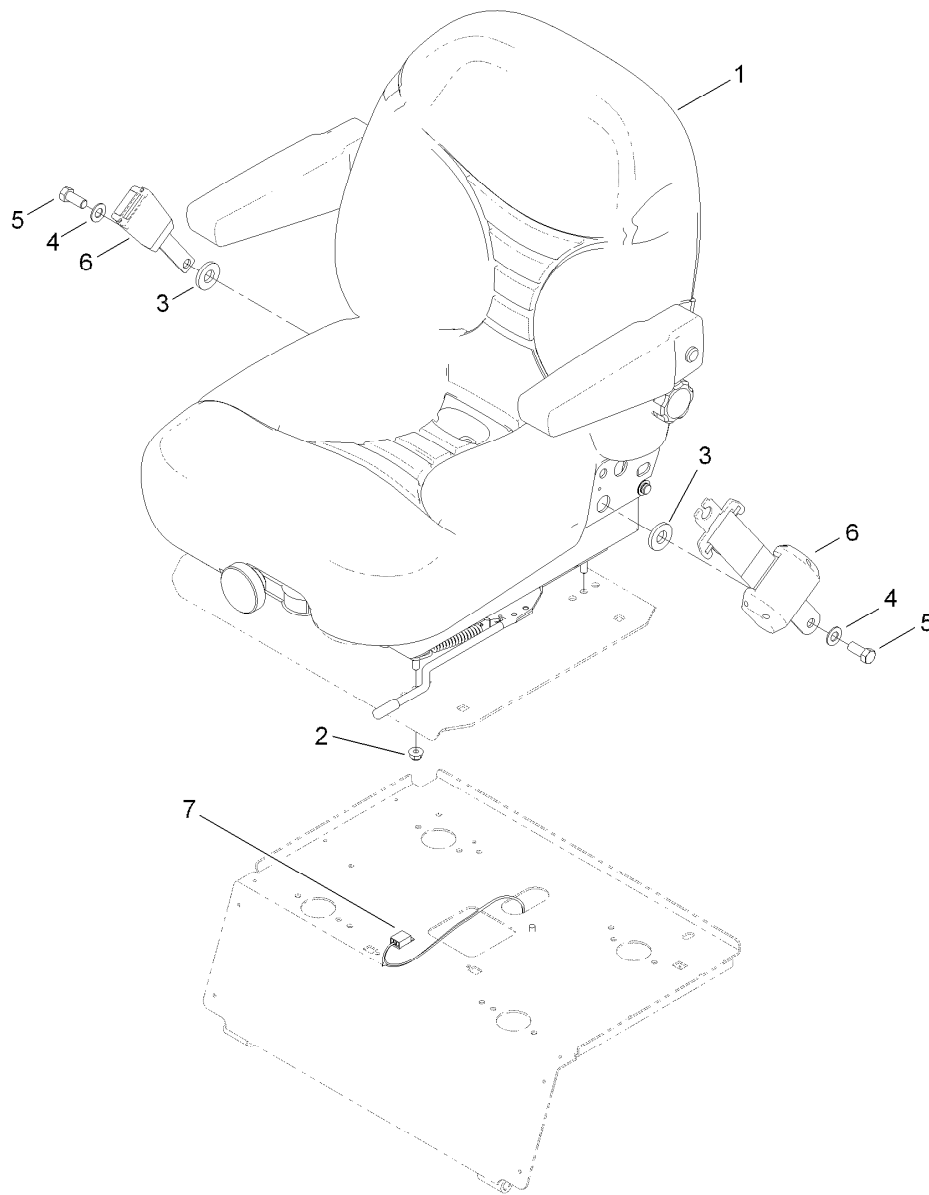
Seat Plate Assembly

<i>Ref.</i>	<i>Part Number</i>	<i>Qty.</i>	<i>Description</i>	<i>Ref.</i>	<i>Part Number</i>	<i>Qty.</i>	<i>Description</i>
1	120-0244	1	Seat Plate ASM	14	3231-40	4	Bolt-CARR
1:2	117-3273	1	Decal-Operation, Warning	15	42862	1	Block-Terminal, Ground
1:3	117-2718	1	Decal-Arrester, Spark	16	42863	1	Strip-Jumper
2	237-164	1	Grommet	17	32105-13	6	Screw-HWH
3	83-1040	4	Washer-Flat	18	3296-2	6	Nut-Lock, NI
4	283-55	2	Pin-Clevis	19	104-7048	1	Cap-Housing
5	3290-467	4	Pin-Hair	20	117-3065-03	1	Plate-Seat
6	117-3067	1	Latch-Seat	21	104-7050	1	Tube-Manual
7	104-4821	1	Spring-Torsion	22	83-1050	4	Spacer
8	283-82	1	Pin-Clevis	23	3256-26	2	Washer-Flat
9	104-7201	2	Nut-HF	24	83-1030	4	Mount-Engine
10	119-1415	1	Pin-Cotter, Locking	25	104-8300	8	Nut-Flange, NI
11	3229-11	2	Screw-CARR	26	322-3	8	Screw-HH
12	104-8301	4	Nut-Flange, NI	27	120-0242-01	1	Strap-Prop
13	107-1865	2	R-Clamp				



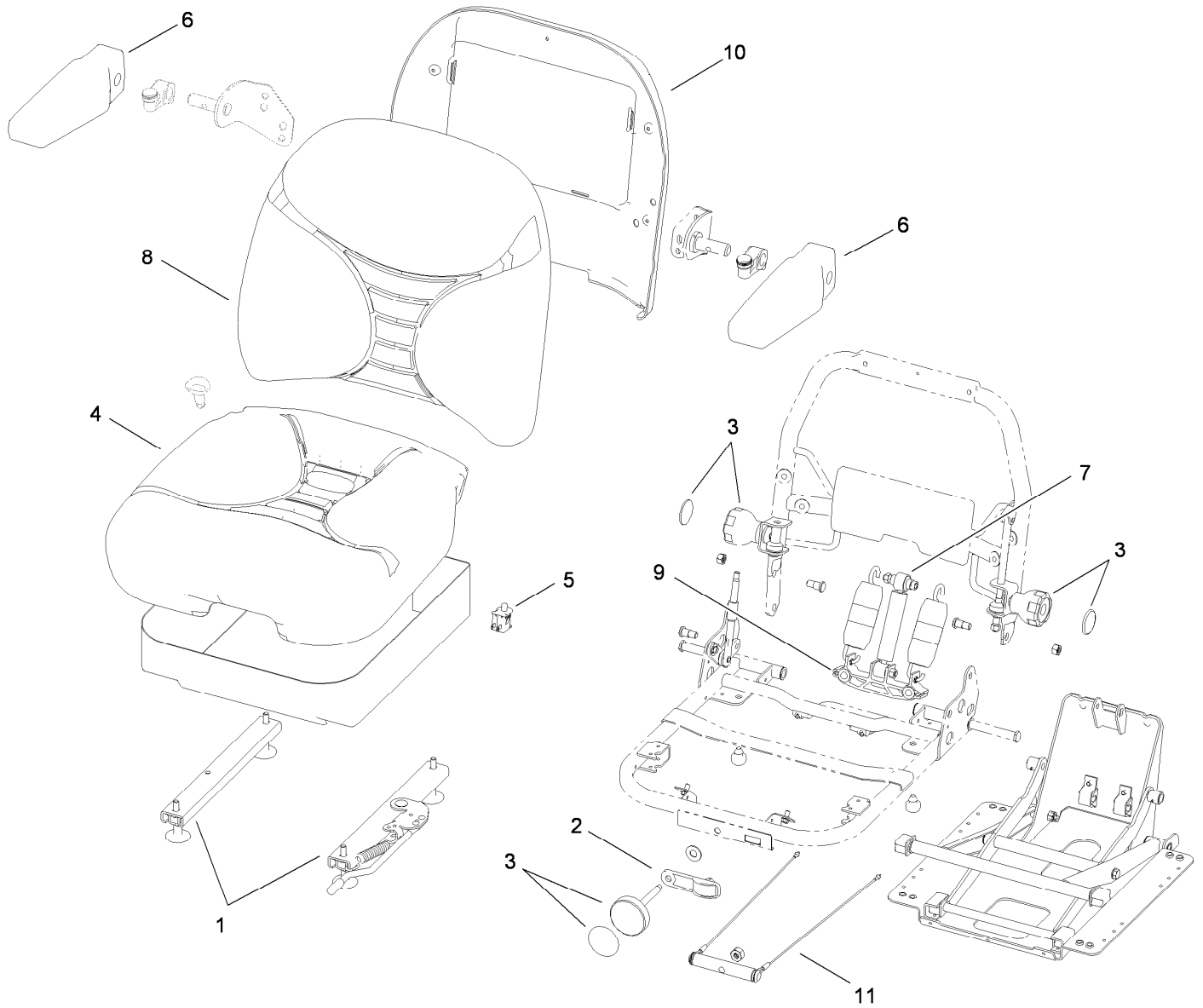
2 Wheel Drive Module Control and Relay Assembly

<i>Ref.</i>	<i>Part Number</i>	<i>Qty.</i>	<i>Description</i>
1	106-9277	1	Module-Control, Standard
2	107-9097	1	Controller-Glow
3	2410-64	1	Plug-Button
4	3296-2	4	Nut-Lock, NI
5	321-13	3	Screw-HH
6	104-7201	3	Nut-HF
7	99-7420	1	Plug-Hole
8	117-3232	1	Decal-Fuseblock
9	32105-13	4	Screw-HWH
10	99-7430	1	Relay
11	99-7435	2	Relay-Power
12	105-4320	1	Switch
13	120-0257	1	Decal-Control Panel



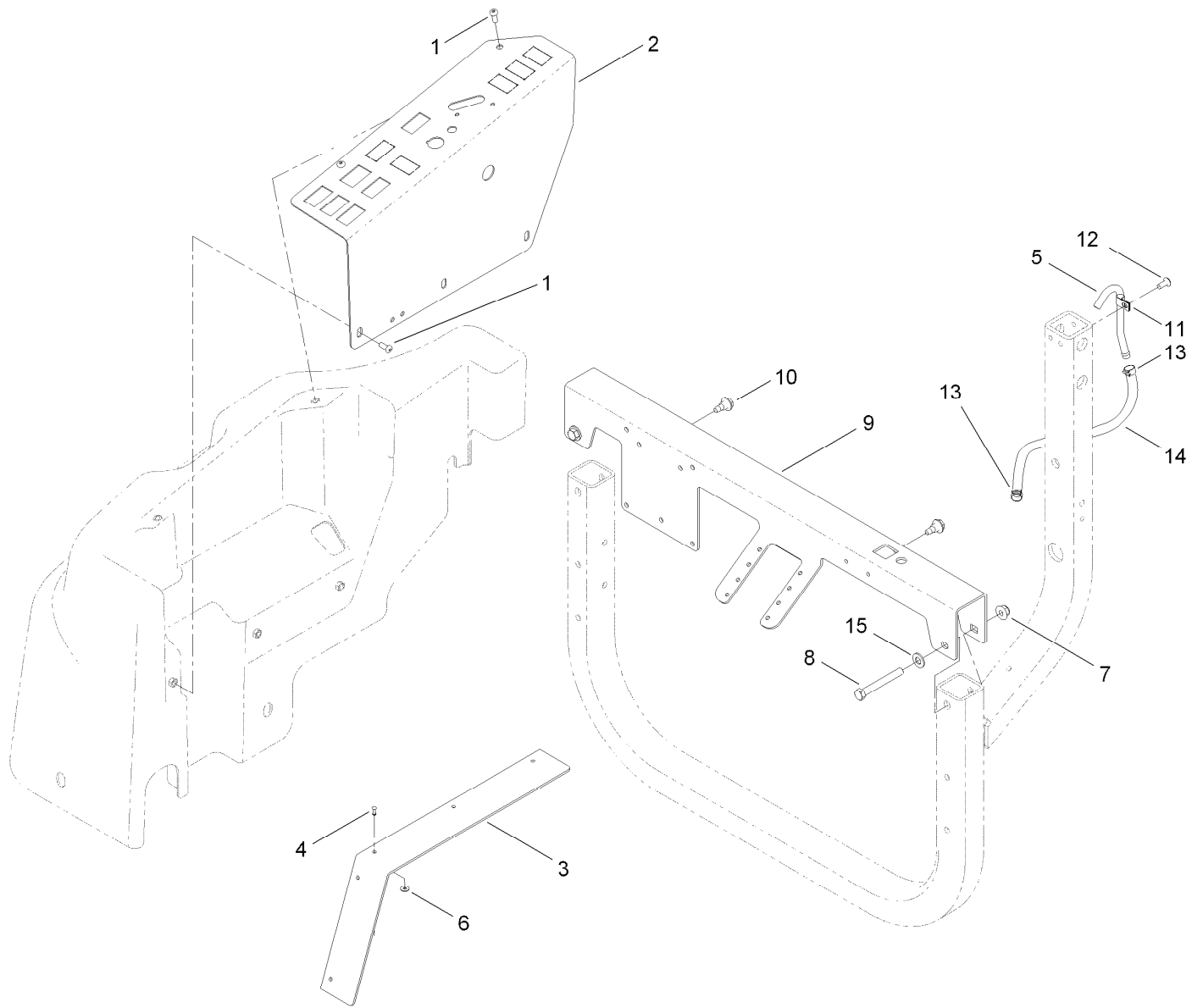
Seat Assembly

<i>Ref.</i>	<i>Part Number</i>	<i>Qty.</i>	<i>Description</i>
1	107-2286	1	Seat ASM
2	104-8300	4	Nut-Flange, NI
3	99-7667	2	Washer-Flat
4	3256-25	2	Washer-Flat
5	3212-4	2	Screw-HH
6	110-0413	1	Seatbelt-Retractable
7	119-5786	1	Harness-Wire, Seat-Standard



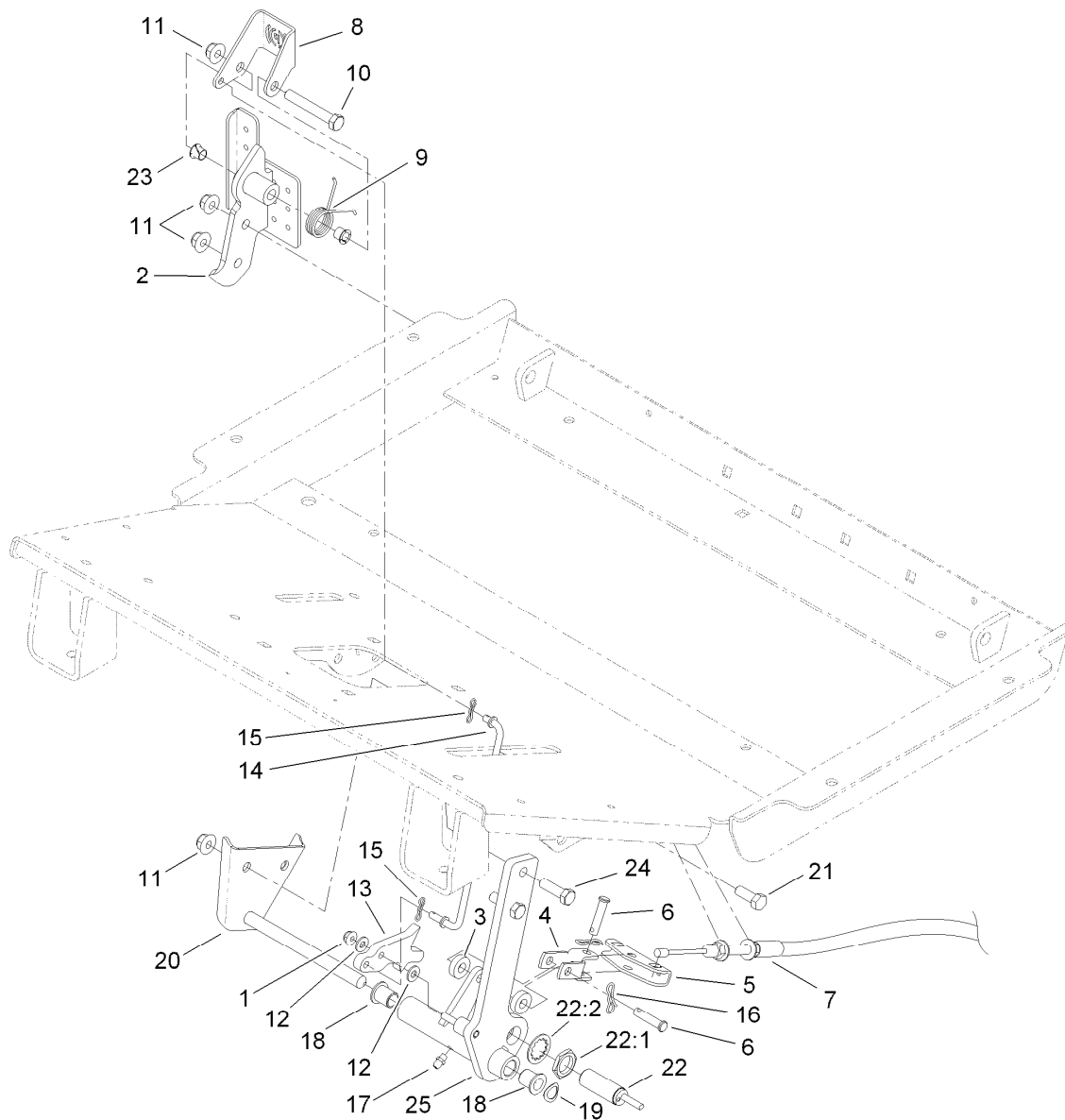
Seat Assembly No. 107-2286

<i>Ref.</i>	<i>Part Number</i>	<i>Qty.</i>	<i>Description</i>
1	107-1880	1	Seat Track Kit
2	107-1885	1	Weight Indicator Kit
3	107-1881	1	Knob Kit
4	107-1883	1	Bottom Cushion Kit
5	82-2190	1	Switch-Bail
6	107-1887	1	Armrest Kit
7	107-1884	1	Shock Absorber Kit
8	107-1882	1	Back Cushion Kit
9	109-3343	1	Spring And Saddle Kit
10	109-3344	1	Back Panel Kit
11	109-3345	1	Weight Adjust Kit



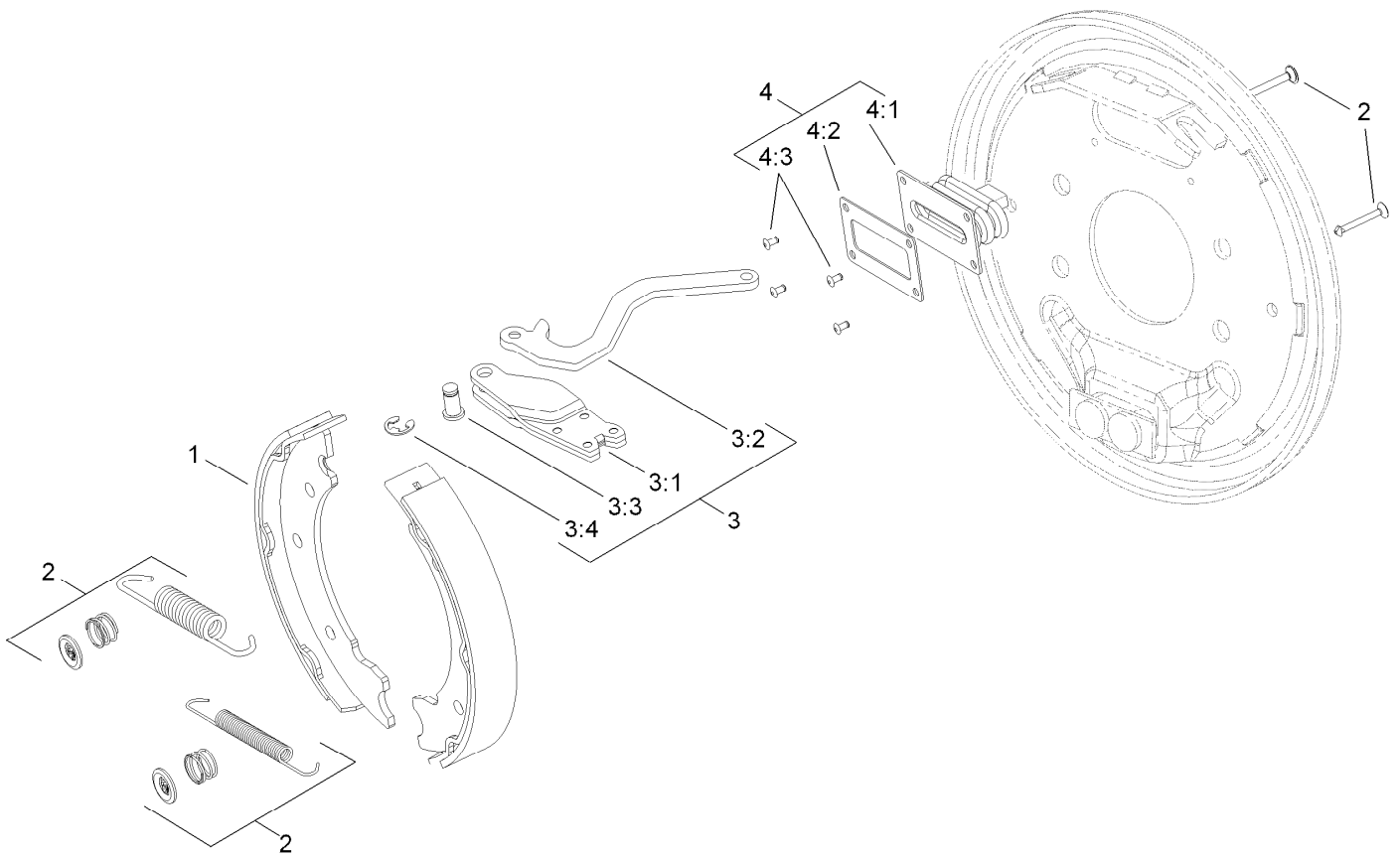
Seat Platform Assembly

Ref.	Part Number	Qty.	Description
1	3274-31	5	Screw-HSBH
2	117-3357-03	1	Panel-Control, Tank
3	117-3175	2	Strap-Filler
4	3290-282	10	Rivet-Blind
5	117-3395	1	Tube-Vent
6	3269-26	10	Washer-Plain
7	104-8301	2	Nut-Flange, NI
8	323-14	2	Screw-HH
9	117-3064-03	1	Channel-Seat
10	99-5105	2	Bolt-Shoulder
11	2412-89	1	Clamp
12	3290-412	1	Rivet
13	92-2379	2	Clamp-Hose
14	110-4110	1	Hose-Fuel
15	3256-24	2	Washer-Flat



Brake Pedal Assembly

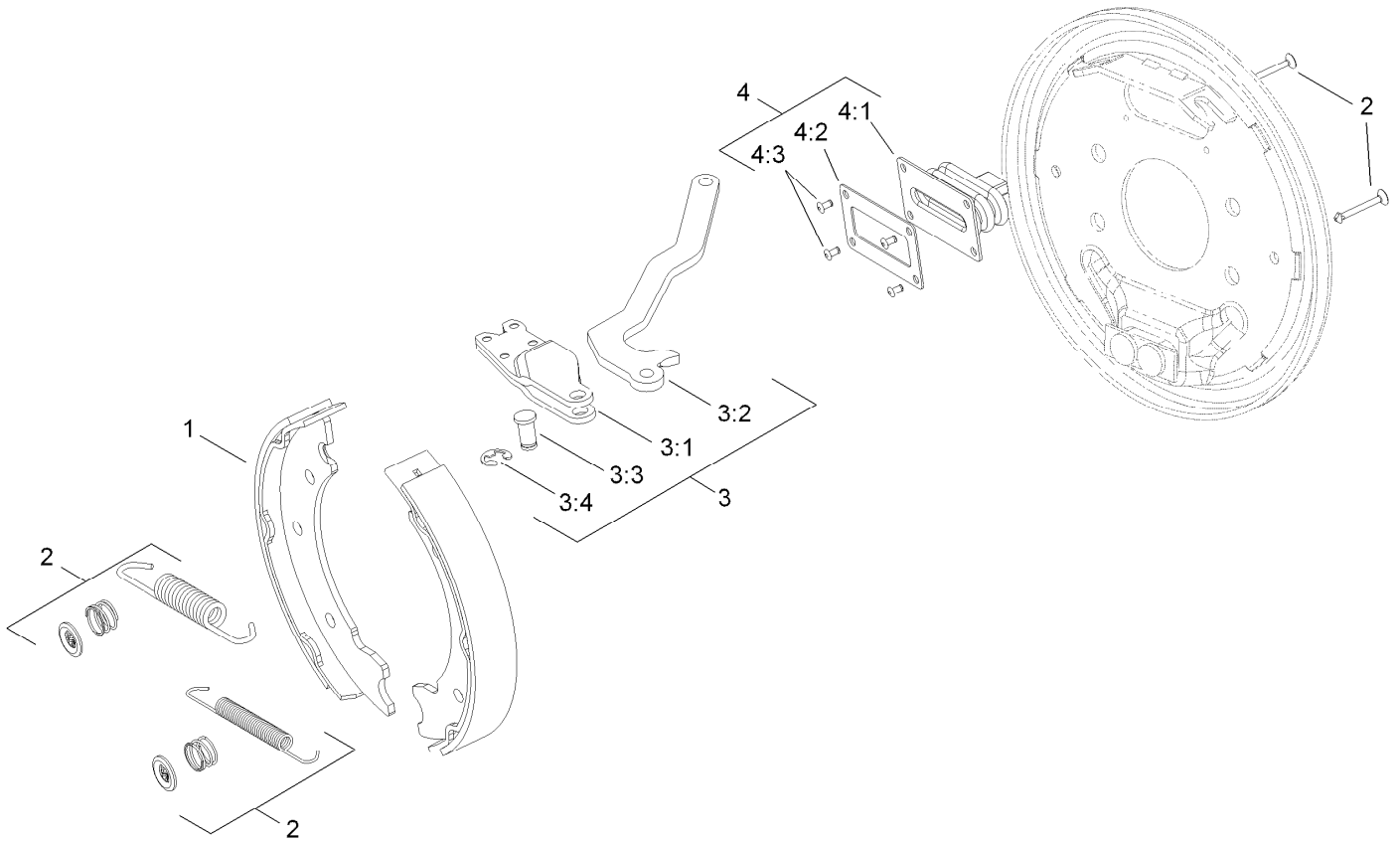
<i>Ref.</i>	<i>Part Number</i>	<i>Qty.</i>	<i>Description</i>	<i>Ref.</i>	<i>Part Number</i>	<i>Qty.</i>	<i>Description</i>
1	104-7201	1	Nut-HF	15	119-1414	2	Pin-Cotter, Locking
2	119-1403-03	1	Brake Pedal ASM	16	119-1415	2	Pin-Cotter, Locking
3	5-0652	2	Spacer	17	302-5	1	Fitting-Grease
4	115-8060	1	Clevis-Double	18	256-155	2	Bushing-Flange
5	115-8059	1	Yoke-Cable	19	3290-221	1	Washer-Spring
6	283-14	2	Pin-Clevis	20	119-1388	1	Brake Pin ASM
7	117-3214	2	Cable-Brake	21	323-6	2	Screw-HH
8	119-1407	1	Pedal-Park	22	115-5300	1	Proximity Switch ASM
9	99-7140	1	Spring-Torsion	22:1	117-3207	2	Nut-Hex
10	323-12	1	Screw-HH	22:2	117-3208	2	Washer-Lock, Int Tooth
11	104-8301	5	Nut-Flange, NI	23	52-2891	2	Bushing-Flanged, Nylon
12	3256-22	2	Washer-Flat	24	323-7	2	Screw-HH
13	119-1406	1	Detent-Brake	25	119-1400-03	1	Brake Lever ASM
14	119-1405	1	Rod-Brake Pawl				



Left Hand Brake Assembly No. 120-0235

Ref.	Part Number	Qty.	Description
1	108-6981	1	Brake Shoe Kit (8 Inch)
2	108-6983	1	Brake Hardware Kit (8 Inch)
3	120-0236	1	LH Actuator Kit
3:1		1	Housing ●
3:2		1	Lever-LH ●
3:3		1	Pin-Pivot ●
3:4		1	E-Ring ●
4	110-8885	1	Dust Boot Kit
4:1		1	Boot ●
4:2		1	Plate-Back Up ●
4:3		2	Rivet ●

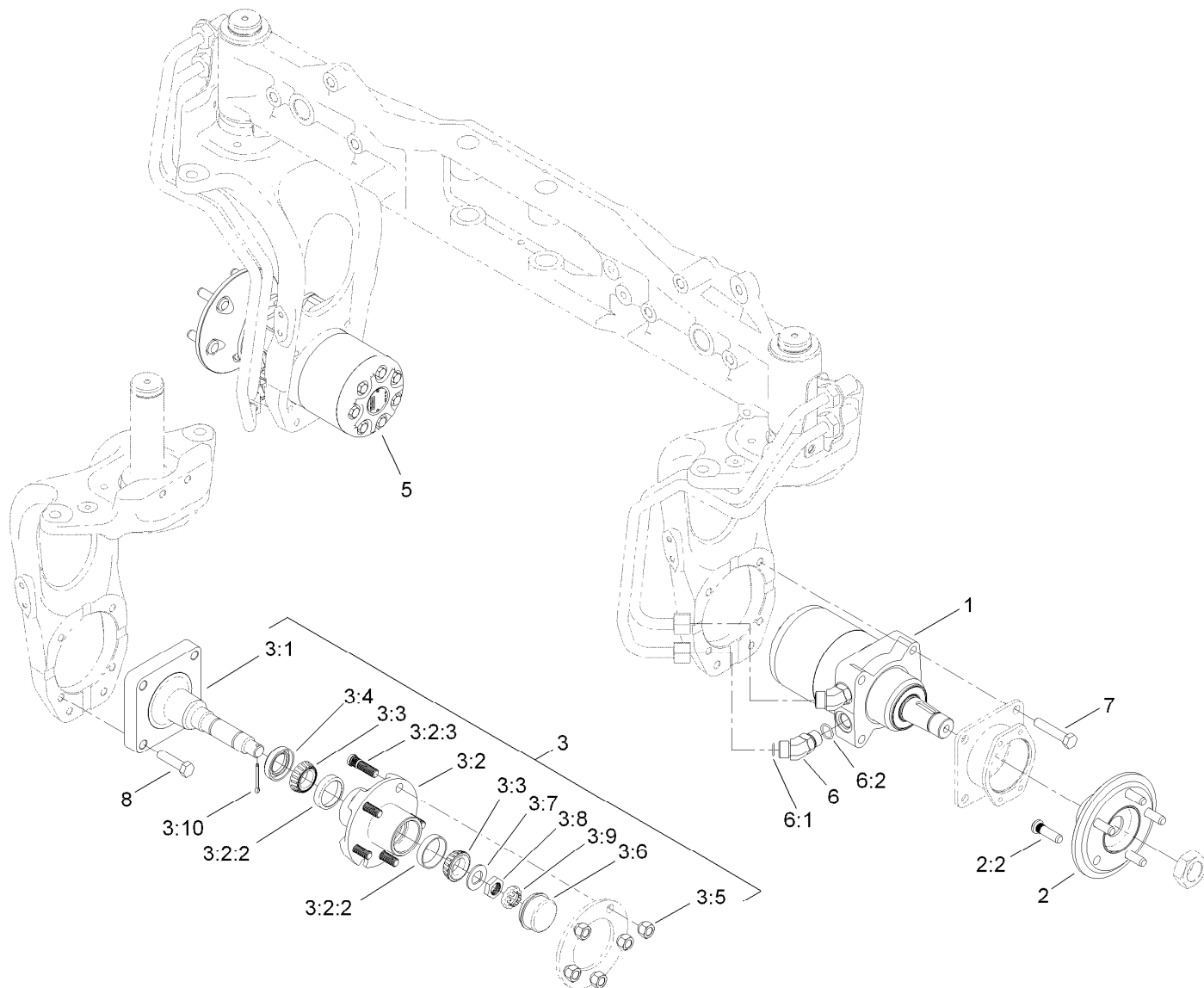
● Not serviced separately



Right Hand Brake Assembly No. 120-0233

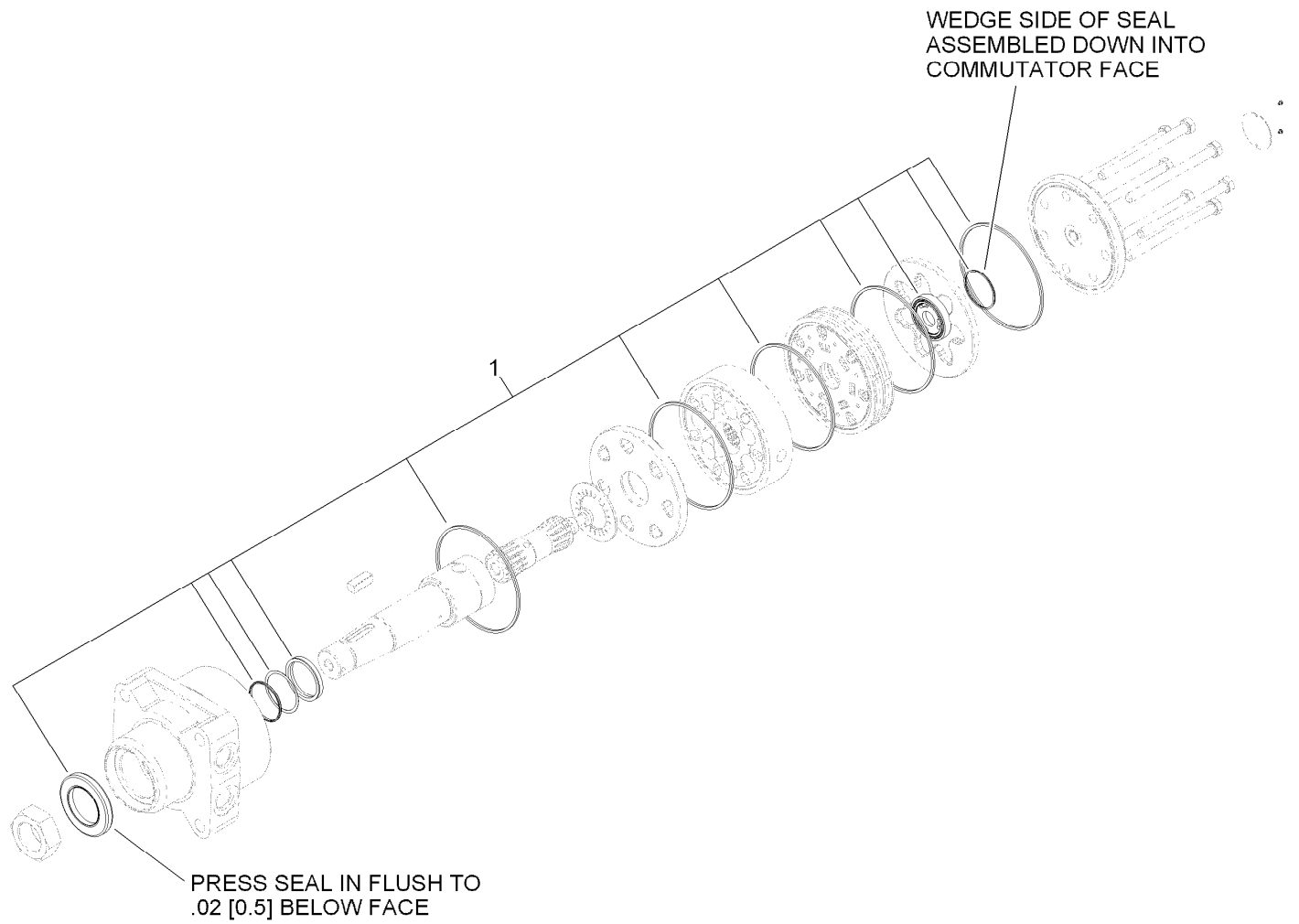
Ref.	Part Number	Qty.	Description
1	108-6981	1	Brake Shoe Kit (8 Inch)
2	108-6983	1	Brake Hardware Kit (8 Inch)
3	120-0234	1	RH Actuator Kit
3:1		1	Housing ●
3:2		1	Lever-RH ●
3:3		1	Pin-Pivot ●
3:4		1	E-Ring ●
4	110-8885	1	Dust Boot Kit
4:1		1	Boot ●
4:2		1	Plate-Back Up ●
4:3		2	Rivet ●

● Not serviced separately



Wheel Motor and Spindle Assembly

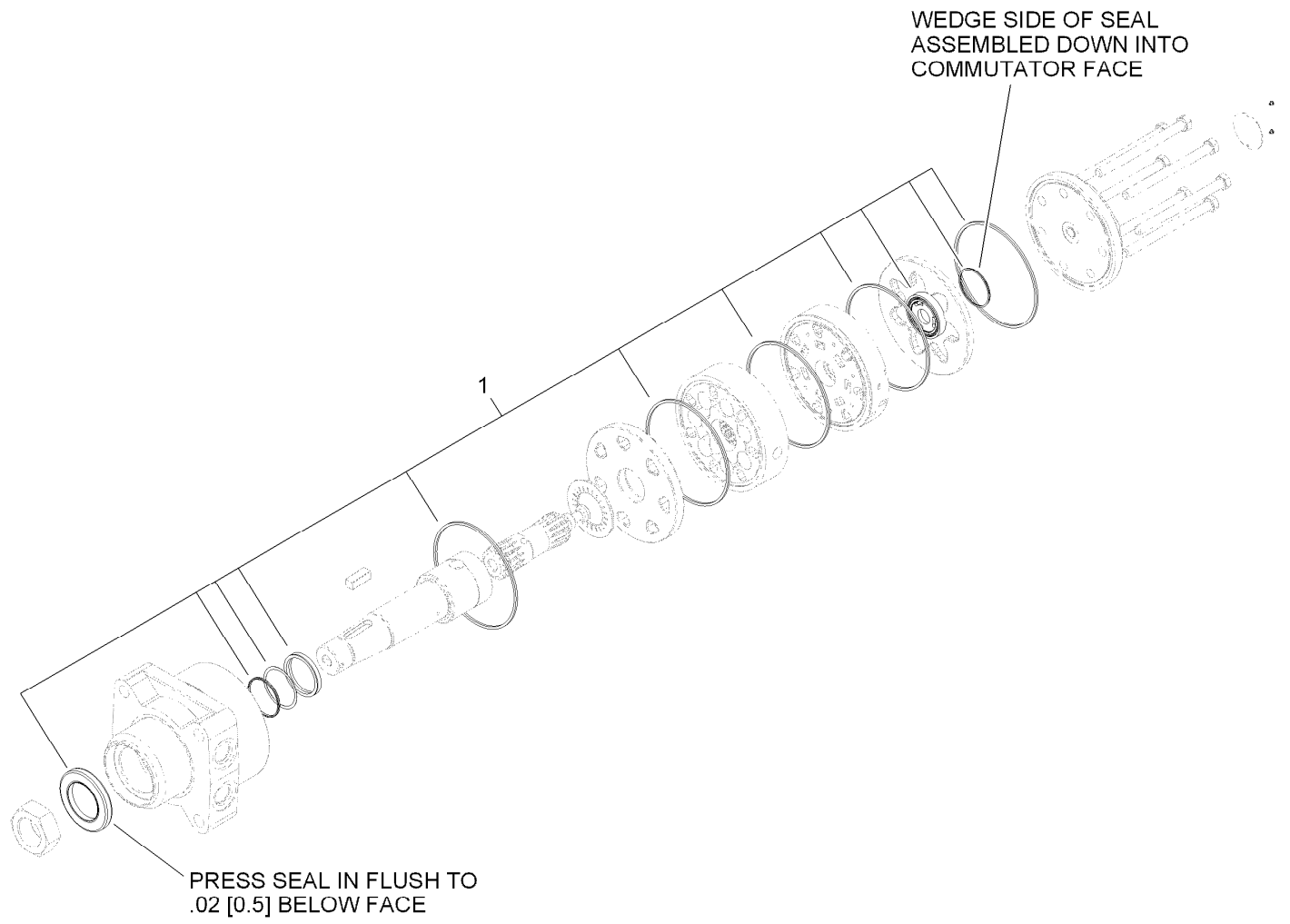
Ref.	Part Number	Qty.	Description	Ref.	Part Number	Qty.	Description
1	117-3284	1	HYD Motor ASM (280 CCW)	3:6	241-119	1	Cap-Dust
2	117-3213	2	Wheel Hub ASM	3:7	117-8259	1	Washer-Spindle
2:2	10-6830	5	Stud-Type, Drive	3:8	117-8260	1	Nut
3	117-3237	2	Hub And Spindle ASM	3:9	93-0307	1	Nut-Lock, Retainer
3:1	112-7173	1	Spindle	3:10	3272-18	1	Pin-Cotter
3:2	117-8963	1	Hub ASM	5	117-3285	1	HYD Motor ASM (280 CW)
3:2:2	254-72	2	Bearing-Cup, Tapered	6	340-14	4	Fitting-HYD, 45 DEG
3:2:3	114-3918	5	Stud-Wheel	6:1	237-65	1	O-Ring
3:3	254-92	2	Cone-Bearing, Outer	6:2	237-80	1	O-Ring
3:4	112-1690	1	Seal-Oil	7	325-10	8	Screw-HH
3:5	242-50	5	Nut-Lug	8	325-8	8	Screw-HH



Hydraulic Motor Assembly No. 117-3285 (CW)

<i>Ref.</i>	<i>Part Number</i>	<i>Qty.</i>	<i>Description</i>
1	107-9368	1	Seal Kit ●

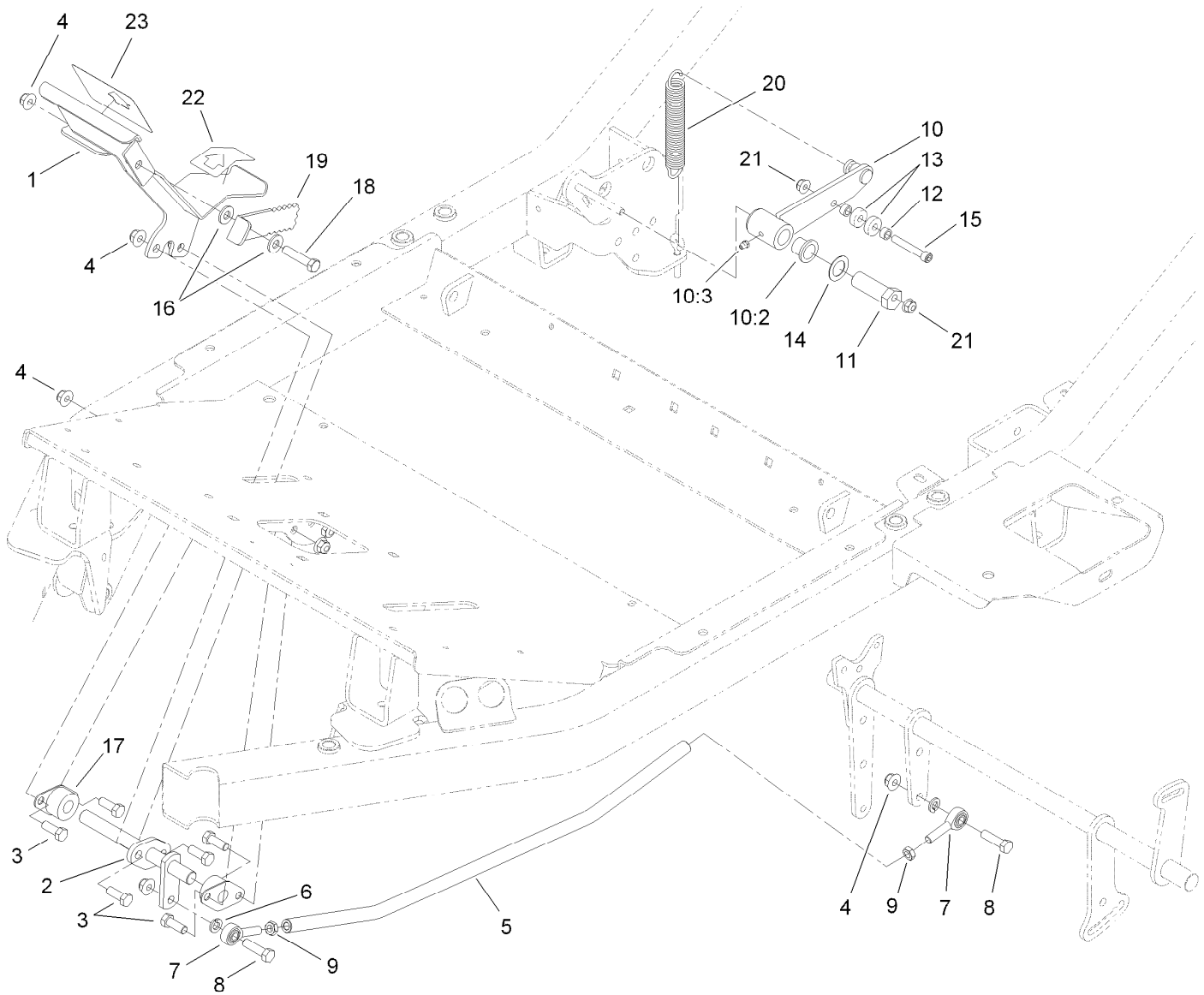
● Not illustrated



Hydraulic Motor Assembly No. 117-3284 (CCW)

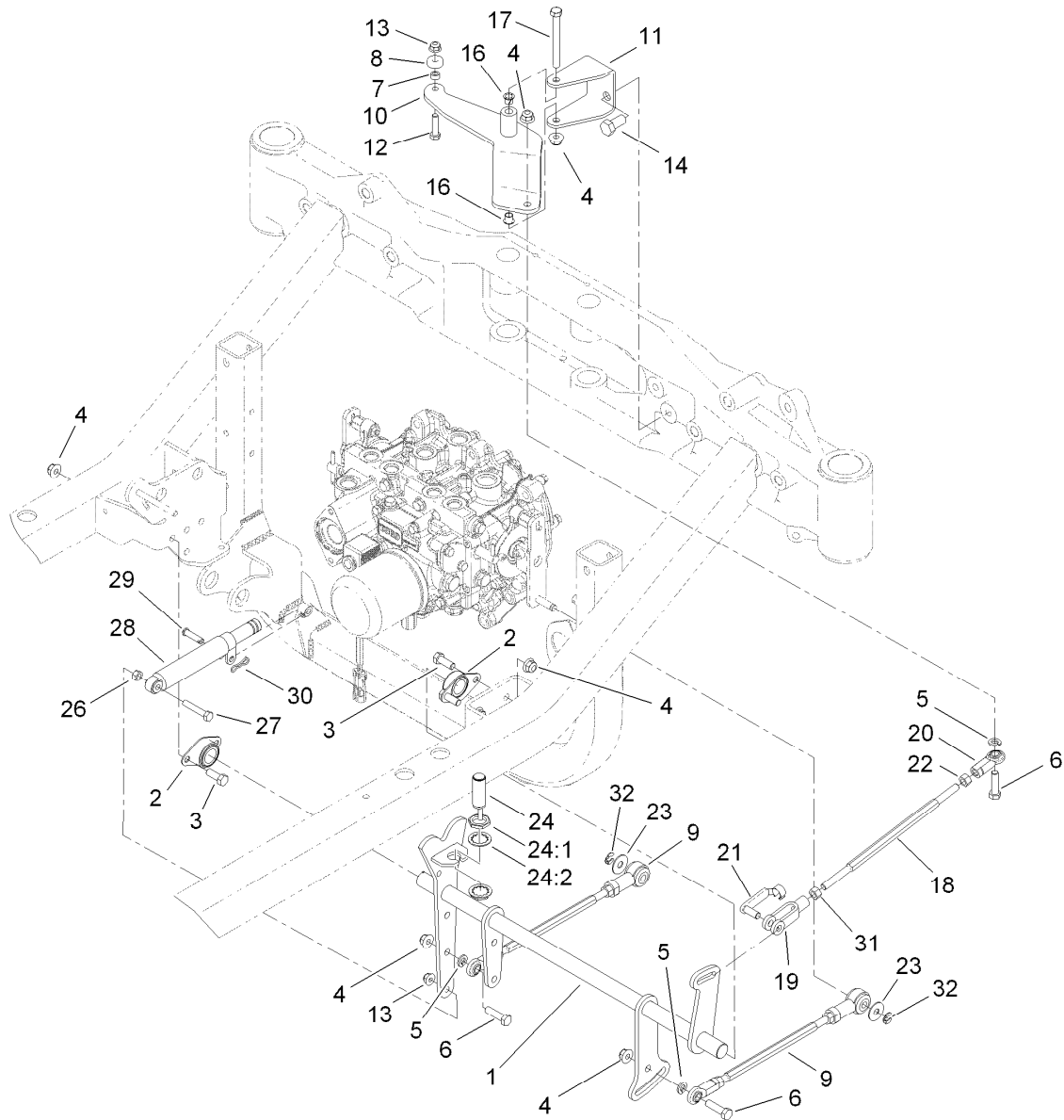
<i>Ref.</i>	<i>Part Number</i>	<i>Qty.</i>	<i>Description</i>
1	107-9368	1	Seal Kit ●

● Not illustrated



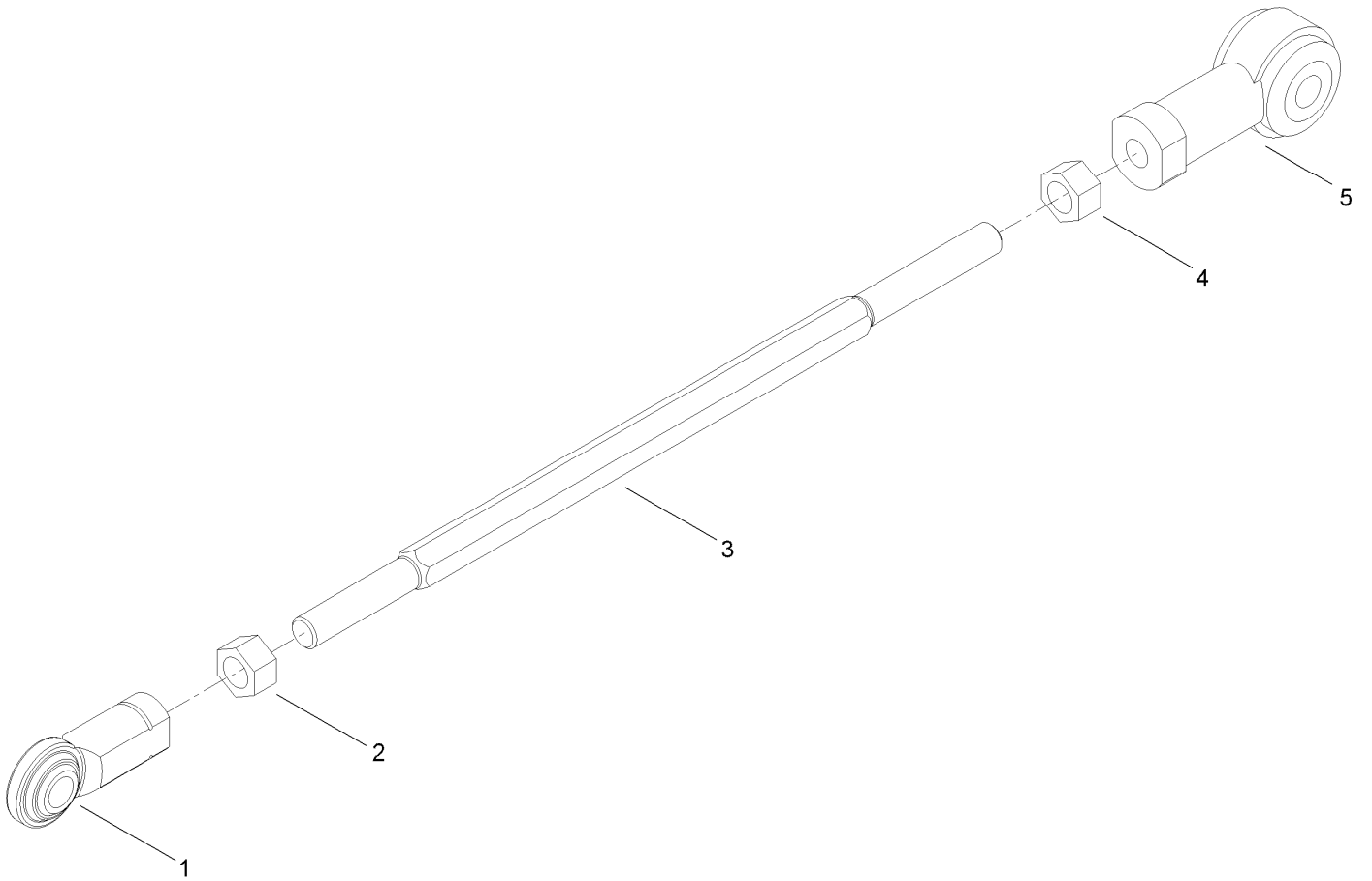
Neutral and Traction Pedal Assembly

<i>Ref.</i>	<i>Part Number</i>	<i>Qty.</i>	<i>Description</i>	<i>Ref.</i>	<i>Part Number</i>	<i>Qty.</i>	<i>Description</i>
1	117-3070-01	1	Pedal	12	85-9120	2	Spacer-Pivot, Tilt
2	117-3073	1	Pivot-Pedal	13	251-307	2	Bearing-Ball
3	323-6	6	Screw-HH	14	3-6498	1	Washer-Thrust
4	104-8301	9	Nut-Flange, NI	15	3274-86	1	Screw-HSH
5	115-0072-03	1	Rod-Traction	16	66-2920	2	Washer-Friction
6	3253-21	2	Washer-Lock	17	256-236	2	Bearing-Mount, Flange
7	2411-36	2	Bearing-End, Rod	18	323-9	1	Screw-HH
8	323-29	2	Screw-HH	19	117-3298	1	Lever-Mow Stop
9	3220-3	2	Nut-HJ	20	116506	1	Spring-Extension
10	115-0148	1	Arm ASM	21	104-8300	2	Nut-Flange, NI
10:2	256-113	2	Bushing-Flange	22	94-3308	1	Pad-Pedal, Traction
10:3	302-5	1	Fitting-Grease	23	94-3307	1	Pad-Pedal, Traction
11	76-8640	1	Stud-Traction				



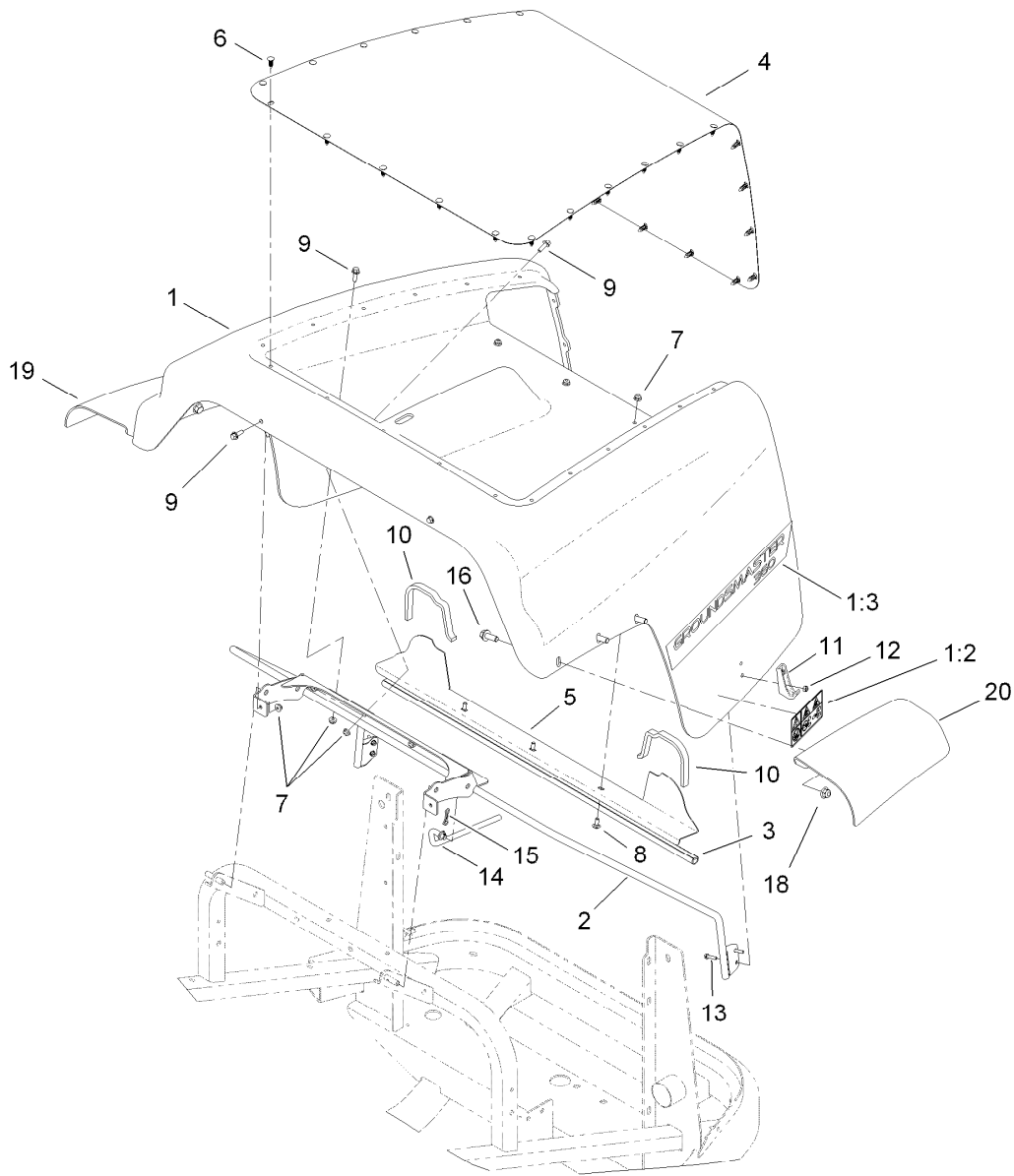
Traction Pump Linkage Assembly

Ref.	Part Number	Qty.	Description	Ref.	Part Number	Qty.	Description
1	115-0080-03	1	Speed Control Shaft ASM	18	105-7239	1	Rod-Threaded
2	117-3255	2	Bearing-Side Flange	19	1-633131	1	Yoke-Linkage, Brake
3	323-6	4	Screw-HH	20	103-1167	1	Joint-Ball End, LH
4	104-8301	8	Nut-Flange, NI	21	103-2399	1	Pin-Spring, Clevis
5	3253-21	3	Washer-Lock	22	3219-20	1	Nut-Hex, LH
6	323-29	3	Screw-HH	23	52-2860	2	Washer
7	85-9120	1	Spacer-Pivot, Tilt	24	115-5300	1	Proximity Switch ASM
8	251-307	1	Bearing-Ball	24:1	117-3207	2	Nut-Hex
9	112-5099	2	Link ASM	24:2	117-3208	2	Washer-Lock, Int Tooth
10	115-0084-03	1	Arm ASM	26	3217-6	1	Nut-Hex
11	119-1351-03	1	Channel-Pivot	27	322-9	1	Screw-HH
12	322-6	1	Screw-HH	28	76-8870	1	Lever Damper ASM
13	104-8300	2	Nut-Flange, NI	29	283-6	1	Pin-Clevis
14	325-4	2	Screw-HH	30	119-1415	1	Pin-Cotter, Locking
16	52-2891	2	Bushing-Flanged, Nylon	31	3219-3	1	Nut-Hex
17	323-15	1	Screw-HH	32	32151-47	2	Ring-Retaining



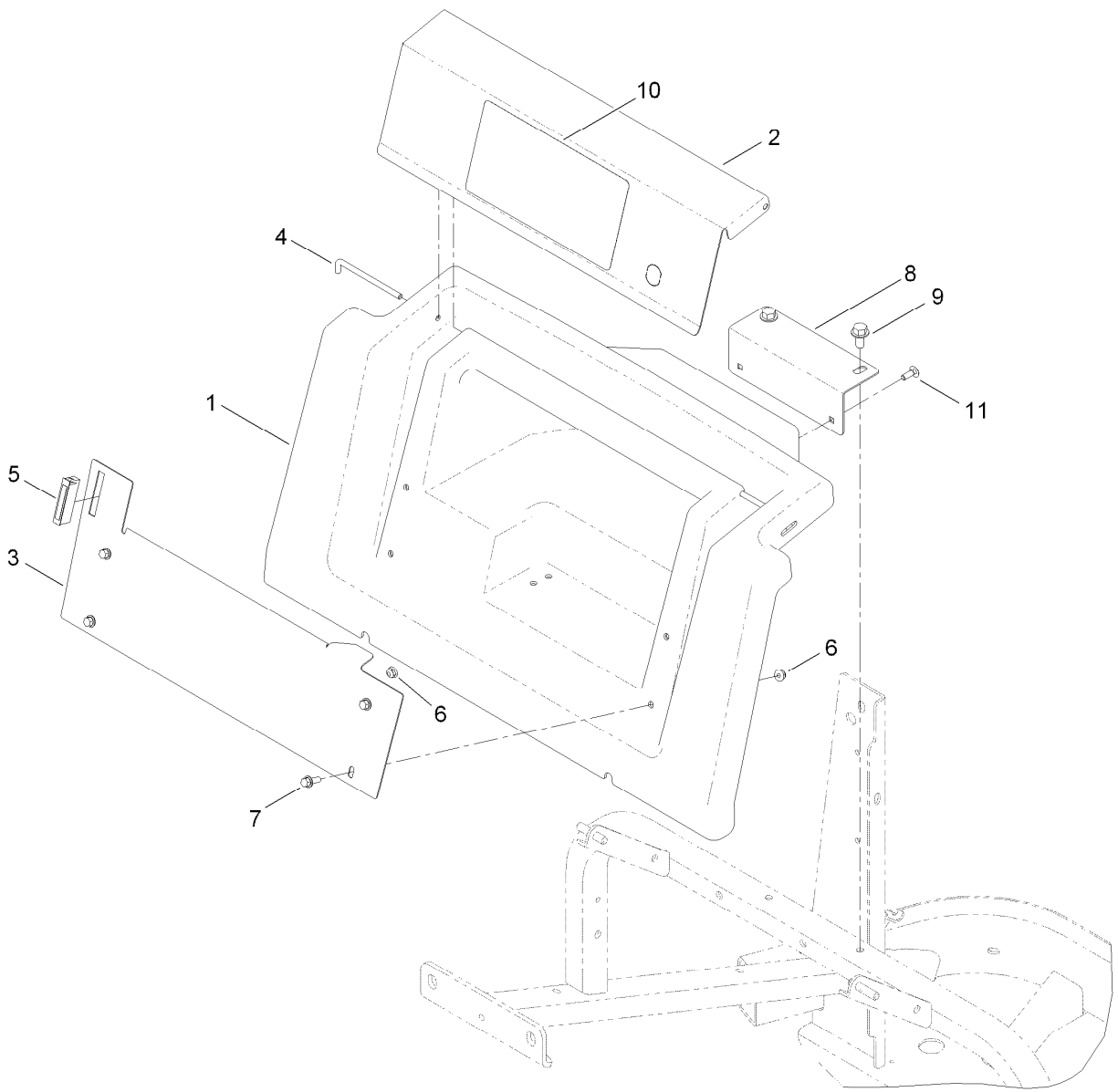
Link Assembly No. 112-5099

<i>Ref.</i>	<i>Part Number</i>	<i>Qty.</i>	<i>Description</i>
1	103-1167	1	Joint-Ball End, LH
2	3219-20	1	Nut-Hex, LH
3	105-7239	1	Rod-Threaded
4	3219-3	1	Nut-Hex
5	105-7199	1	Rod End-Isolated



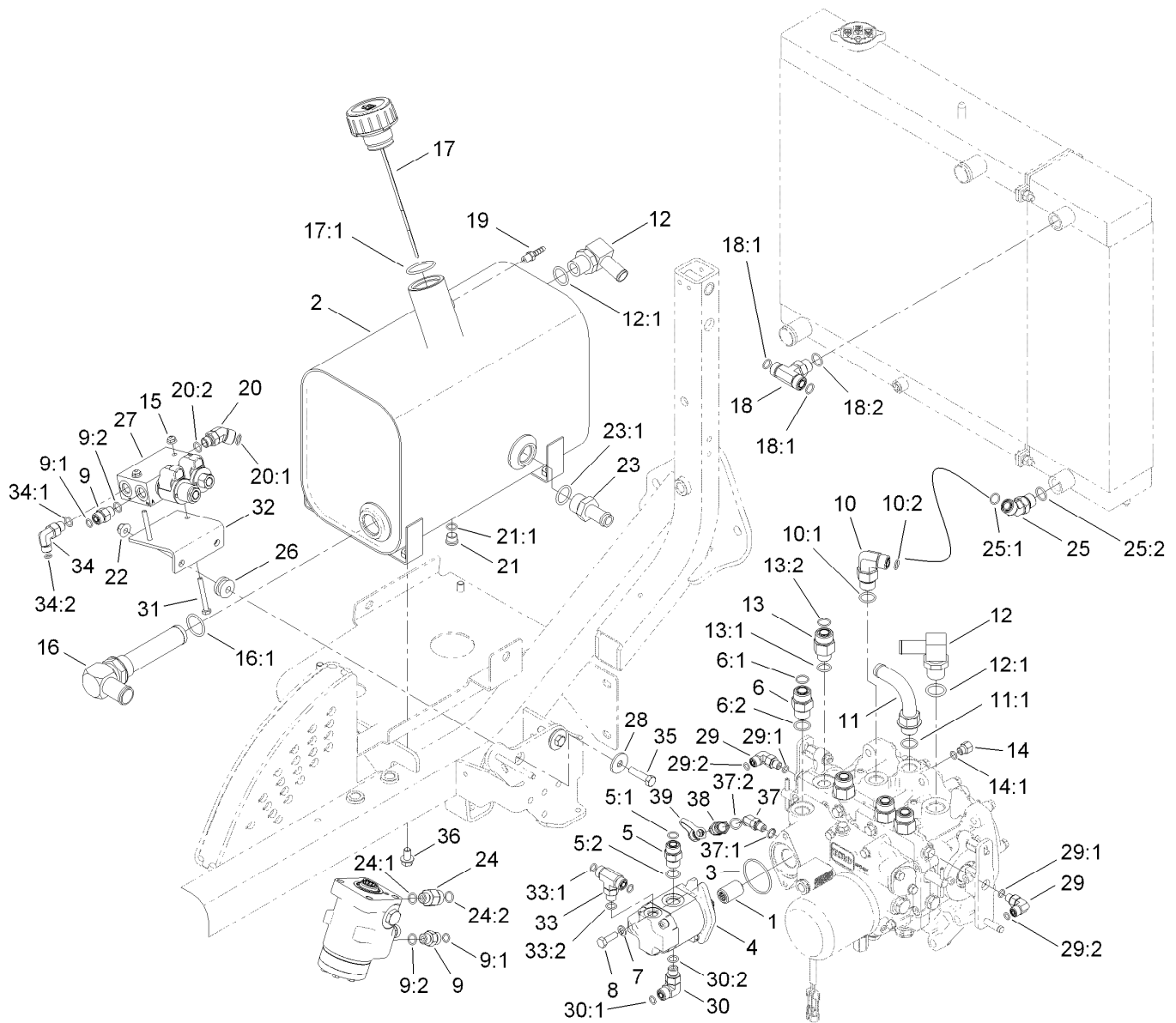
Hood Assembly

<i>Ref.</i>	<i>Part Number</i>	<i>Qty.</i>	<i>Description</i>	<i>Ref.</i>	<i>Part Number</i>	<i>Qty.</i>	<i>Description</i>
1	120-0266	1	Hood ASM	10	110-8288	2	Seal-Foam
1:2	117-3270	2	Decal-Danger	11	103-2897	2	Latch-Catch
1:3	117-3279	2	Decal-Hood	12	3296-2	4	Nut-Lock, NI
2	115-0364-03	1	Hood Mount ASM	13	32105-13	4	Screw-HWH
3	115-0423	1	Seal-Bulb	14	117-3171	1	Rod-Prop
4	115-0370-03	1	Screen	15	119-1415	1	Pin-Cotter, Locking
5	115-0422-03	1	Seal-Hood	16	3234-42	6	Screw-HHF
6	114-4899	29	Plug-Plastic	18	104-8301	6	Nut-Flange, NI
7	104-7201	11	Nut-HF	19	117-3369	1	Fender-Rear, RH
8	3229-11	3	Screw-CARR	20	117-3368	1	Fender-Rear, LH
9	3234-4	8	Screw-HHF				



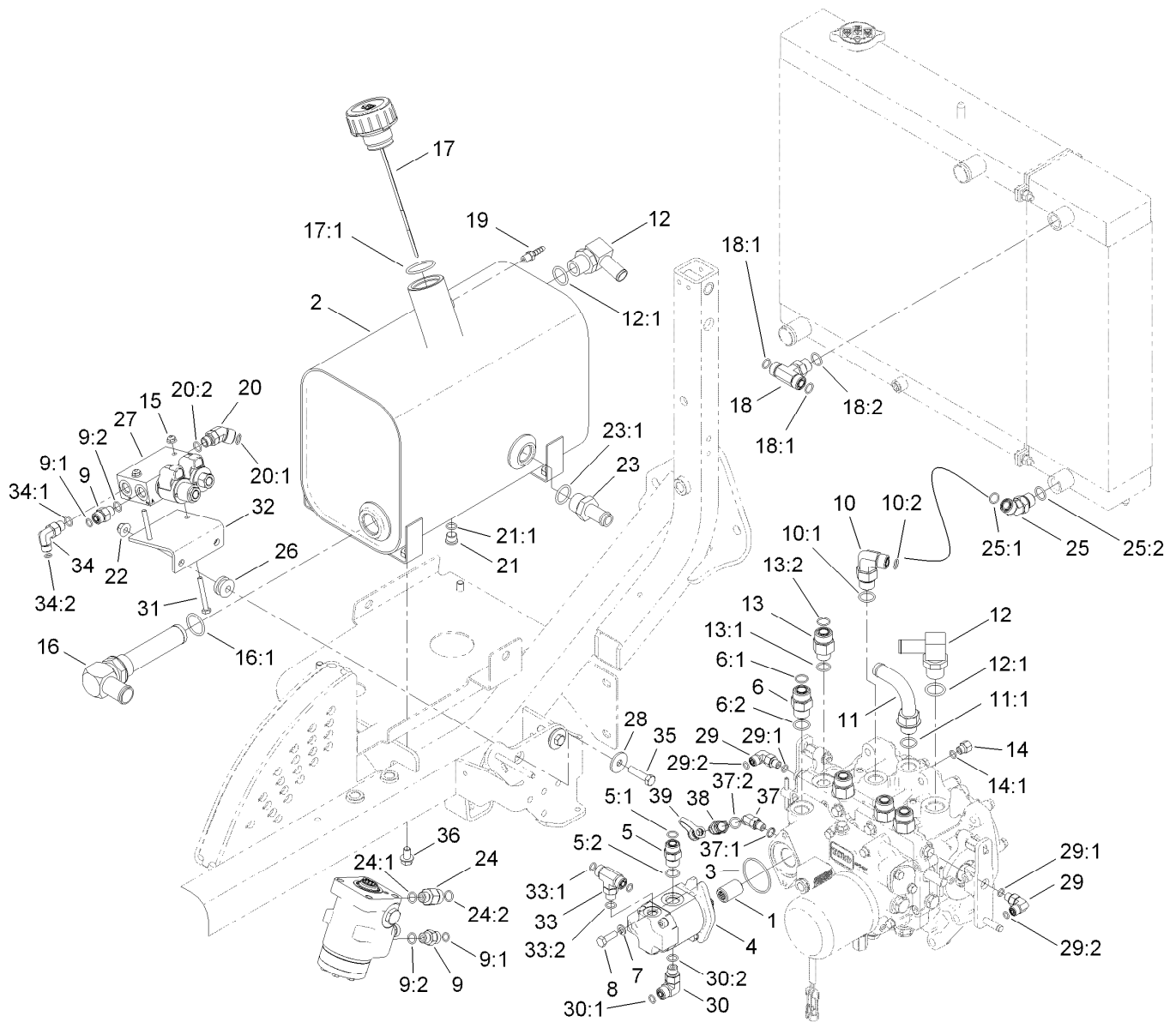
Storage Compartment Assembly

<i>Ref.</i>	<i>Part Number</i>	<i>Qty.</i>	<i>Description</i>
1	120-0222	1	Housing ASM
2	117-3185-03	1	Cover-Storage
3	117-3186-03	1	Panel-Lower
4	117-3189	2	Rod-Hinge
5	58-4250	1	Catch-Magnetic
6	104-7201	6	Nut-HF
7	3234-4	4	Screw-HHF
8	117-3187-03	1	Support-Housing
9	110-9380	2	Screw-HWH
10	120-0259	1	Decal-Service Instructions
11	3229-1	2	Screw-CARR



Deck Lift Valve and Hydraulic Fitting Assembly

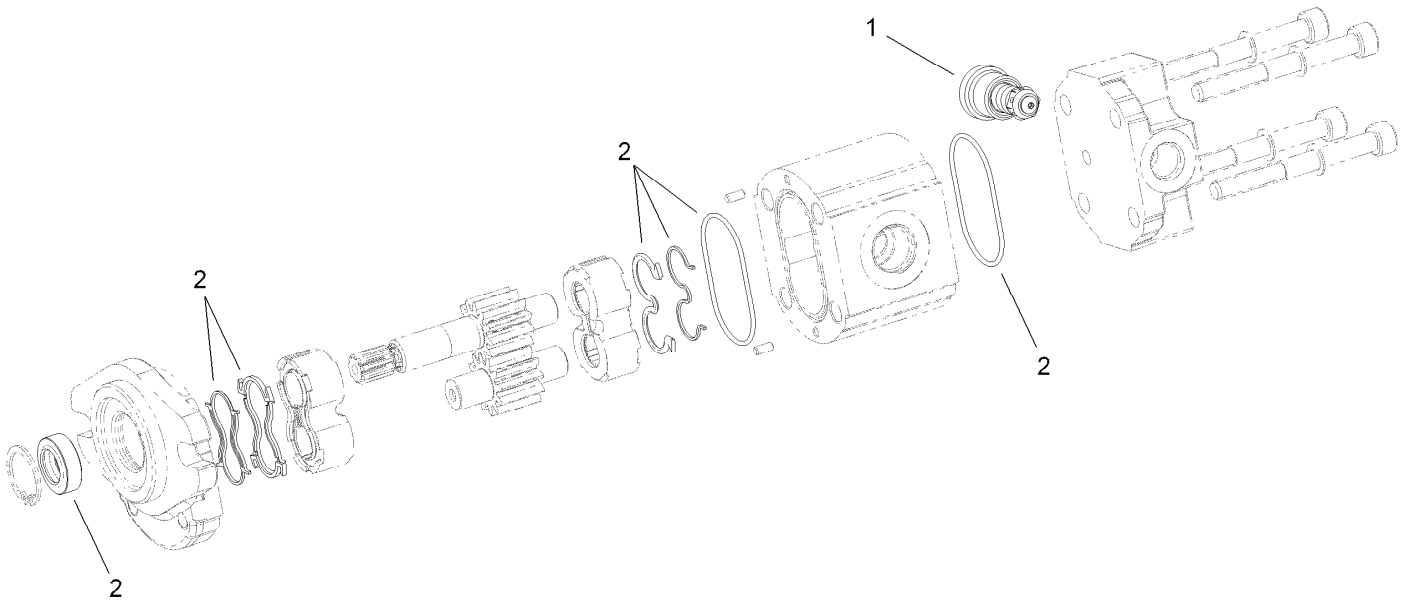
Ref.	Part Number	Qty.	Description	Ref.	Part Number	Qty.	Description
1	108-9920	1	Coupler-Spline, 9T	12:1	237-81	1	O-Ring
2	117-3372	1	Tank-Hydraulic, Metal	13	340-155	4	Fitting-HYD, Straight
3	108-9919	1	O-Ring	13:1	237-79	1	O-Ring
4	115-0375	1	Gear Pump ASM	13:2	237-151	1	O-Ring
5	340-4	1	Fitting-HYD, Straight	14	110-5536	1	Fitting-HYD, Adapter
5:1	237-30	1	O-Ring	14:1	237-78	1	O-Ring
5:2	237-79	1	O-Ring	15	104-7201	2	Nut-HF
6	340-7	1	Adapter	16	105-0204	1	Strainer Fitting ASM
6:1	237-65	1	O-Ring	16:1	237-146	1	O-Ring
6:2	237-80	1	O-Ring	17	117-3389	1	Cap-Tank, Hydraulic
7	3253-4	2	Washer-Lock	17:1	237-101	1	O-Ring
8	33114-025	2	Screw-HH	18	340-157	1	Fitting-HYD, Tee
9	340-2	5	Fitting-HYD, Straight	18:1	237-79	1	O-Ring
9:1	237-22	1	O-Ring	18:2	237-30	2	O-Ring
9:2	237-42	1	O-Ring	19	94-7220	1	Hose-Barb
10	340-105	1	Fitting-HYD, 90 DEG	20	340-96	1	Adapter
10:1	237-80	1	O-Ring	20:1	237-30	1	O-Ring
10:2	237-30	1	O-Ring	20:2	237-42	1	O-Ring
11	110-5522	1	Fitting-Elbow, 90	21	353-989	1	Plug-Hex, Hollow
11:1	237-80	1	O-Ring	21:1	237-42	1	O-Ring
12	353-987	2	Fitting-HYD, 90	22	104-8301	2	Nut-Flange, NI



Deck Lift Valve and Hydraulic Fitting Assembly (continued)

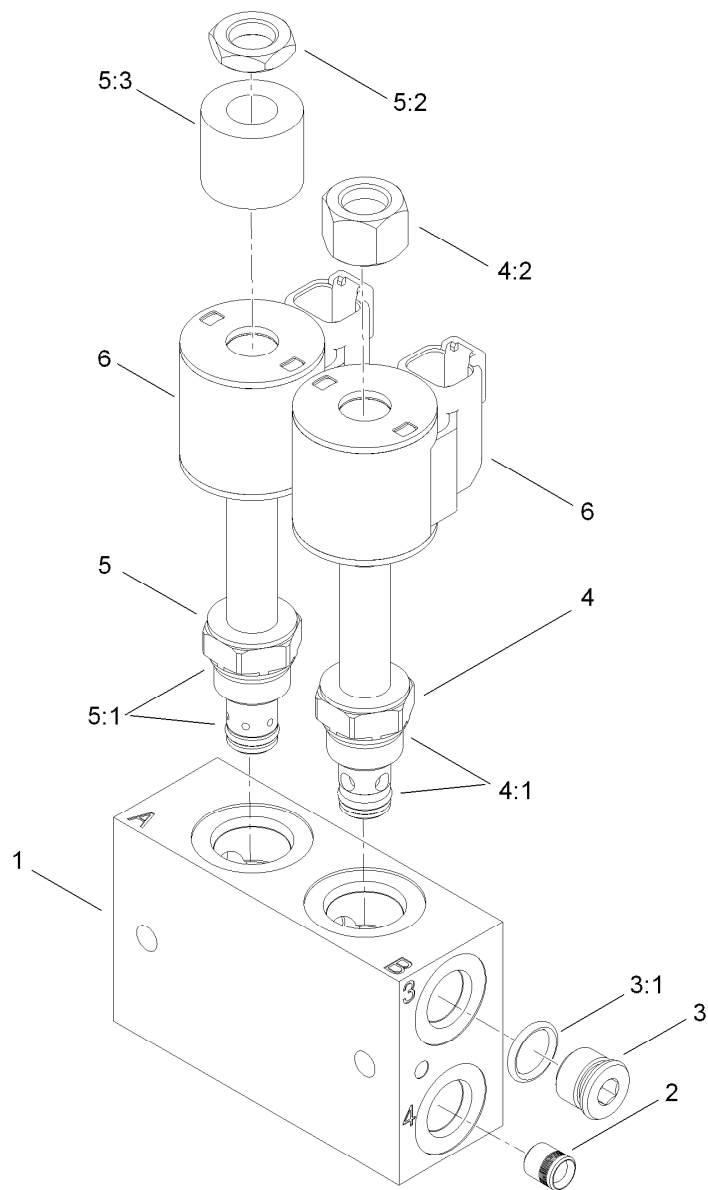
Ref.	Part Number	Qty.	Description
23	354-73	1	Fitting-Straight
23:1	237-81	1	O-Ring
24	340-5	1	Fitting-Straight
24:1	237-42	1	O-Ring
24:2	237-30	1	O-Ring
25	340-101	1	Fitting-HYD, 45 DEG
25:1	237-30	1	O-Ring
25:2	237-79	1	O-Ring
26	63-9750	2	Mount
27	115-0356	1	Deck Lift Valve ASM
28	63-8410	2	Washer
29	340-132	2	Fitting-HYD, 90 DEG
29:1	237-78	1	O-Ring
29:2	237-21	1	O-Ring
30	340-77	1	Fitting-HYD, 90 DEG
30:1	237-22	1	O-Ring

Ref.	Part Number	Qty.	Description
30:2	237-42	1	O-Ring
31	321-11	2	Screw-HH
32	115-0355-03	1	Plate-Valve Mount
33	340-94	1	Adapter
33:1	237-22	2	O-Ring
33:2	237-42	1	O-Ring
34	340-82	1	Adapter
34:1	237-42	1	O-Ring
34:2	237-21	1	O-Ring
35	323-8	2	Screw-HH
36	32144-15	4	Screw-HHFTF
37	340-103	1	Fitting-HYD, 45 DEG
37:1	237-78	1	O-Ring
37:2	237-21	1	O-Ring
38	115-8886	1	Nipple-Test
39	354-79	1	Cap-Dust



Hydraulic Gear Pump Assembly No. 115-0375

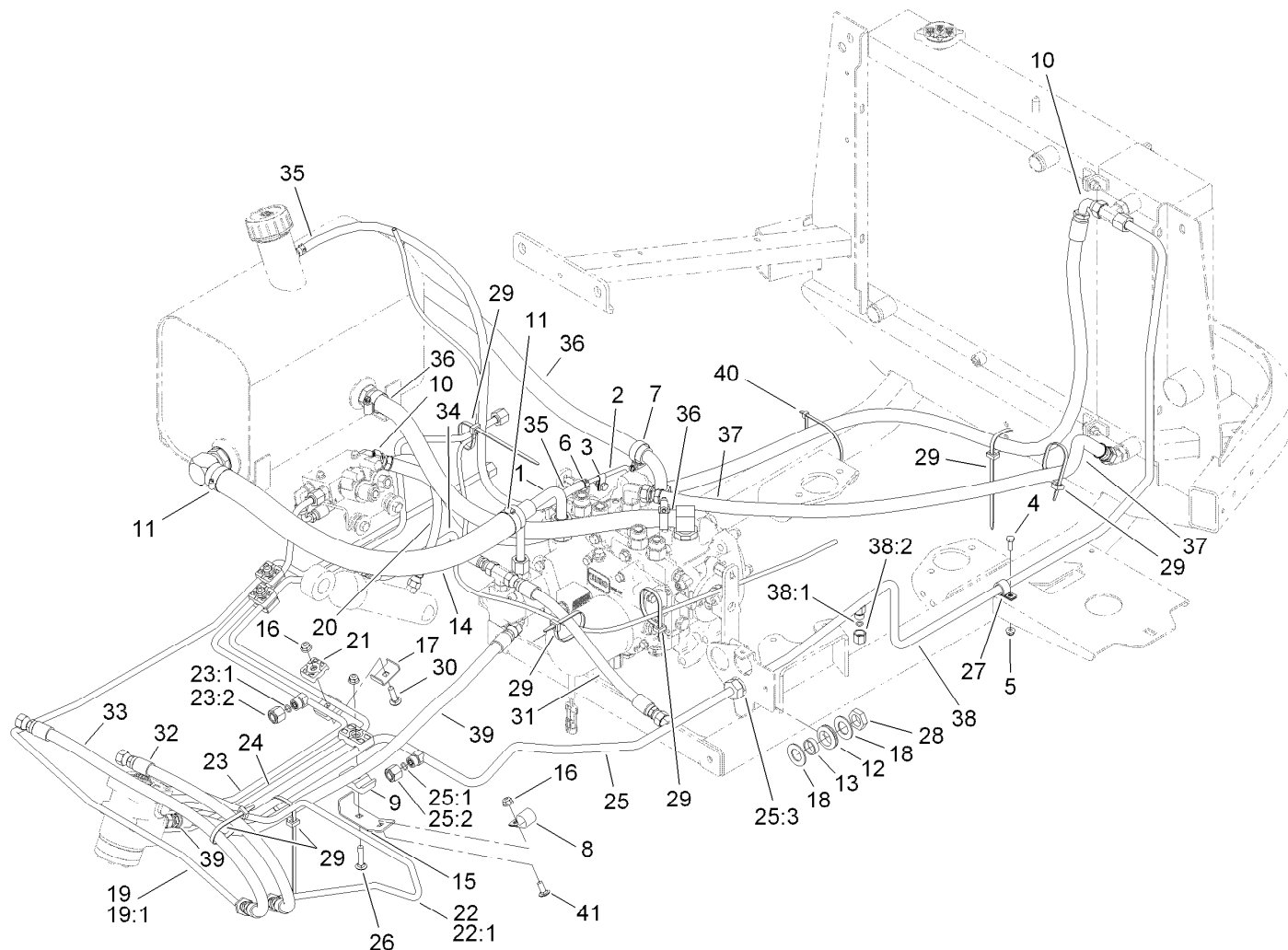
<i>Ref.</i>	<i>Part Number</i>	<i>Qty.</i>	<i>Description</i>
1	115-0376	1	Valve-Relief, 125 Bar
2	112-0199	1	Seal Kit



Deck Lift Valve Assembly No. 115-0356

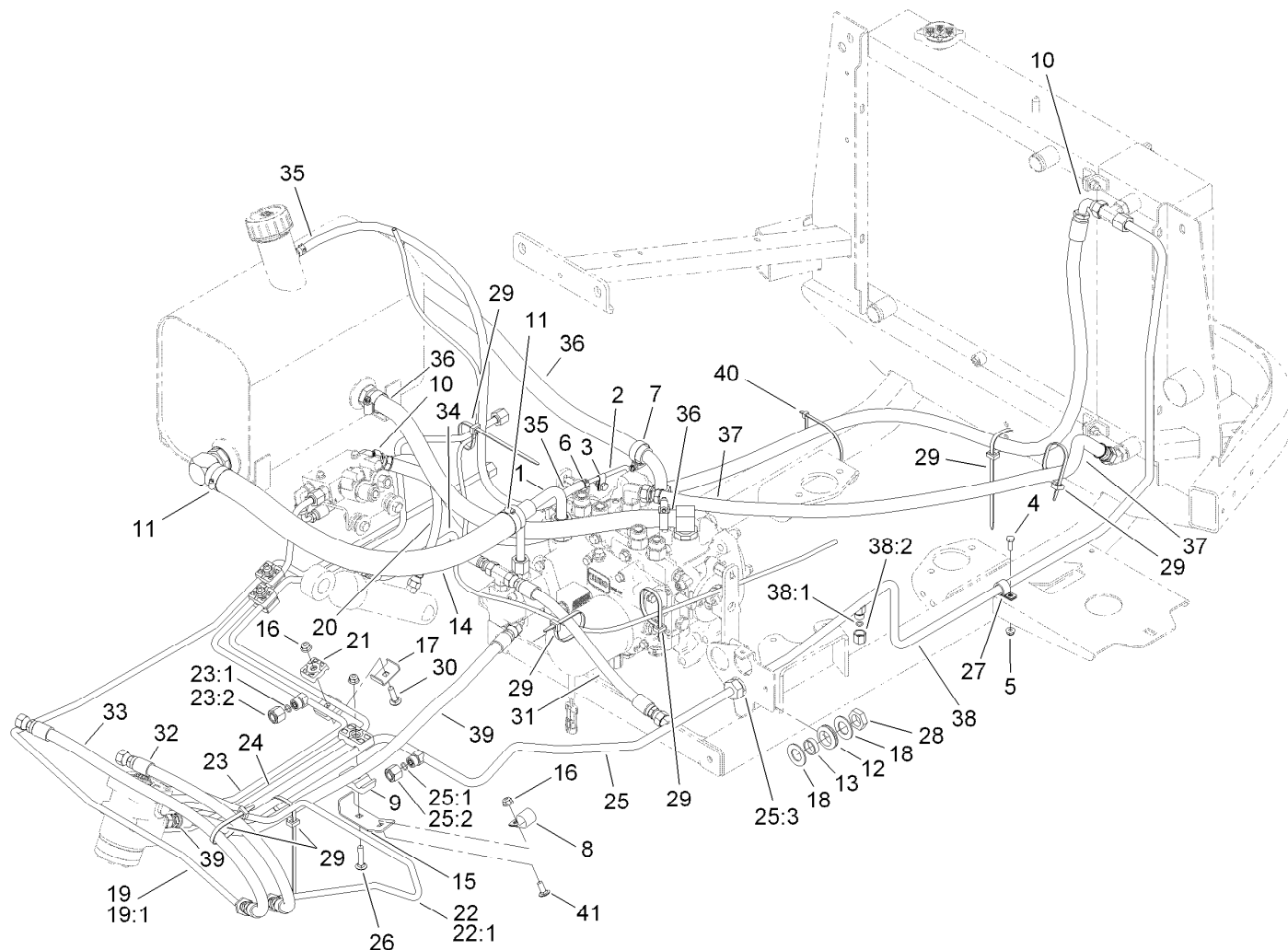
Ref.	Part Number	Qty.	Description
1		1	Block-Manifold ●
2		1	Plug ●
3	353-512	1	Plug
3:1	237-78	1	O-Ring
4	107-7517	1	Valve-Solenoid
4:1	105-9156	1	Seal Kit
4:2	107-7812	1	Nut-Solenoid
5	110-8898	1	Valve-Solenoid
5:1	107-7527	1	Seal Kit
5:2	110-2634	1	Nut-Coil
5:3	110-8909	1	Spacer-Coil
6	119-8036	1	E-Coil,12 Vdc,-08

● Not serviced separately



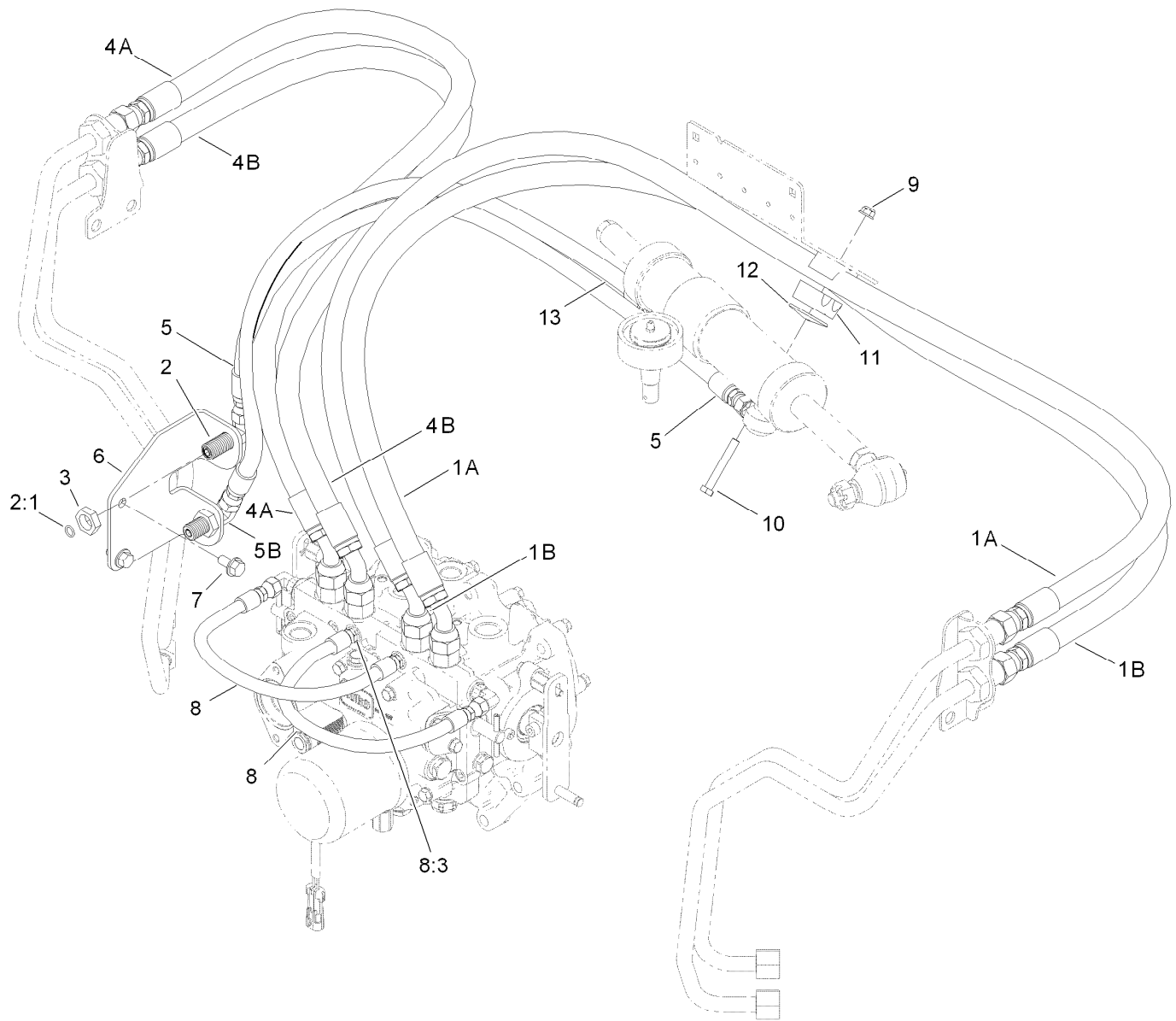
Hydraulic Tube and Hose Assembly

Ref.	Part Number	Qty.	Description	Ref.	Part Number	Qty.	Description
1	115-0184	1	Suction Tube ASM	20	112-9185	1	Hose-HYD
2	110-5537	1	Tube ASM	21	56-7973	6	Clamp-Tube
3	2412-72	1	Clip-Closed, Insulated	22	117-3110	1	Tube-Steering, Front
4	321-4	2	Screw-HH	22:1	237-22	1	O-Ring
5	104-7201	2	Nut-HF	23	117-3111	1	Tube-Steering, Lift
6	2412-98	2	Clamp	23:1	237-22	1	O-Ring
7	2412-129	4	Clamp-Hose	23:2	340-117	1	Cap
8	2412-4	1	Clamp	24	117-3112	1	Tube-Steering, Manifold
9	56-7972	2	Clamp-Tube	25	117-3113	1	Tube-Steering, Drain
10	117-3129	1	Hose ASM	25:1	237-22	2	O-Ring
11	2412-34	2	Clamp-Hose	25:2	340-117	1	Cap
12	240-5	1	Grommet-Rubber	25:3	237-30	1	O-Ring
13	69-8960	1	Spacer	26	3230-4	1	Screw-CARR
14	117-3200	1	Hose-Suction	27	2412-87	1	Clamp-Cable
15	120-0245	1	Bracket-Support	28	340-127	1	Nut-Bulkhead
16	104-8300	5	Nut-Flange, NI	29	3290-378	8	Tie-Cable
17	119-1418	3	Plate-Clamp	30	3230-3	3	Screw-CARR
18	69-8930	2	Washer	31	117-3122	1	Hose ASM
19	117-3117	1	Tube-Steering Manifold, Front Cylinder	32	119-1433	1	Hose ASM
19:1	237-22	1	O-Ring	33	100-5629	1	Hose ASM
				34	117-3123	1	Hose ASM



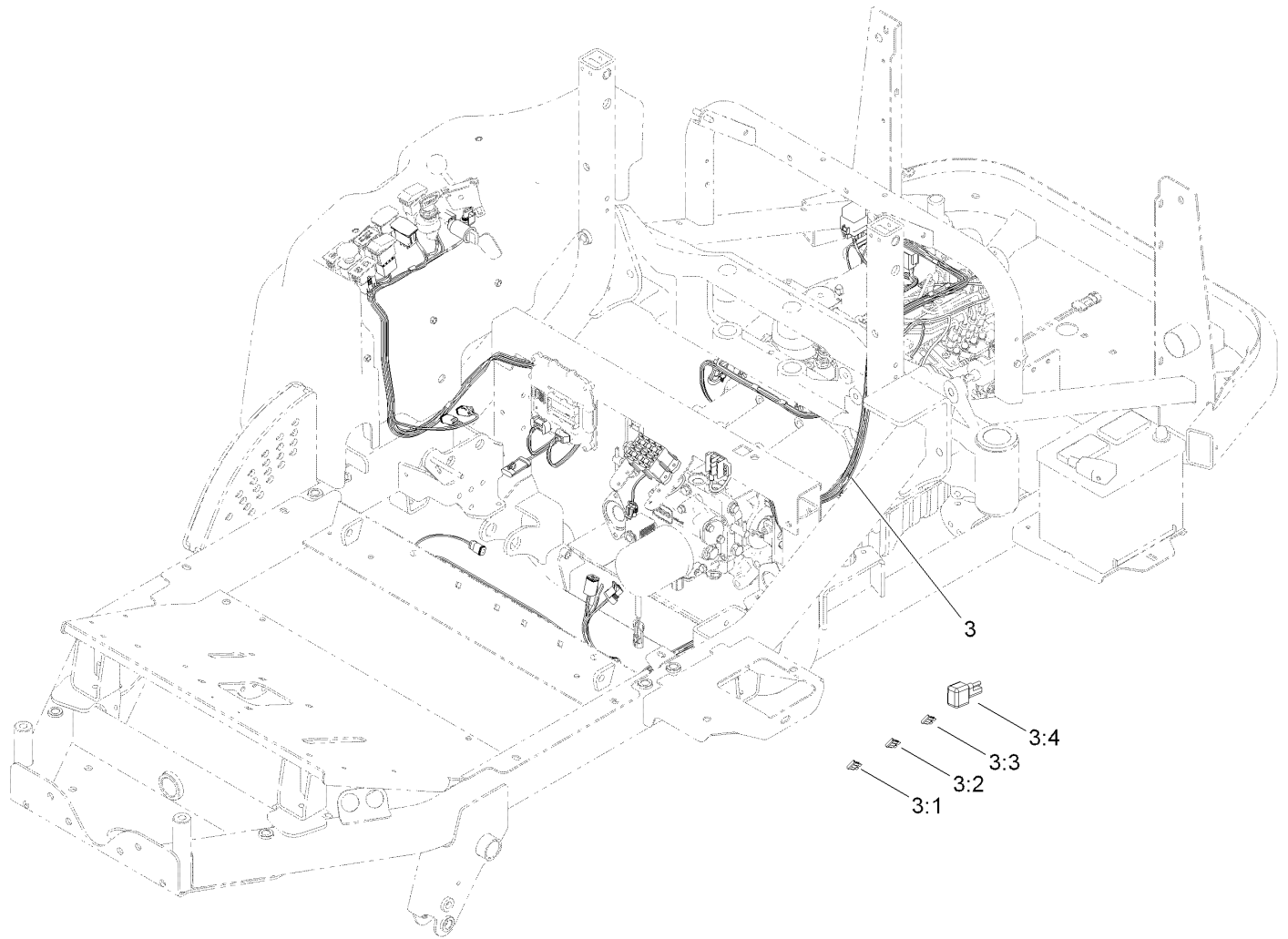
Hydraulic Tube and Hose Assembly (continued)

<i>Ref.</i>	<i>Part Number</i>	<i>Qty.</i>	<i>Description</i>	<i>Ref.</i>	<i>Part Number</i>	<i>Qty.</i>	<i>Description</i>
35	109-0275	1	Hose-Fuel	38:2	117-3297	1	Fitting-Cap
36	117-3121	2	Hose ASM	39	119-8114	1	HYD Hose ASM
37	117-3128	1	Hose ASM	40	3290-379	1	Tie-Cable
38	117-3114	1	Tube-Drain, Cooler	41	3230-23	1	Screw-CARR
38:1	237-21	1	O-Ring				



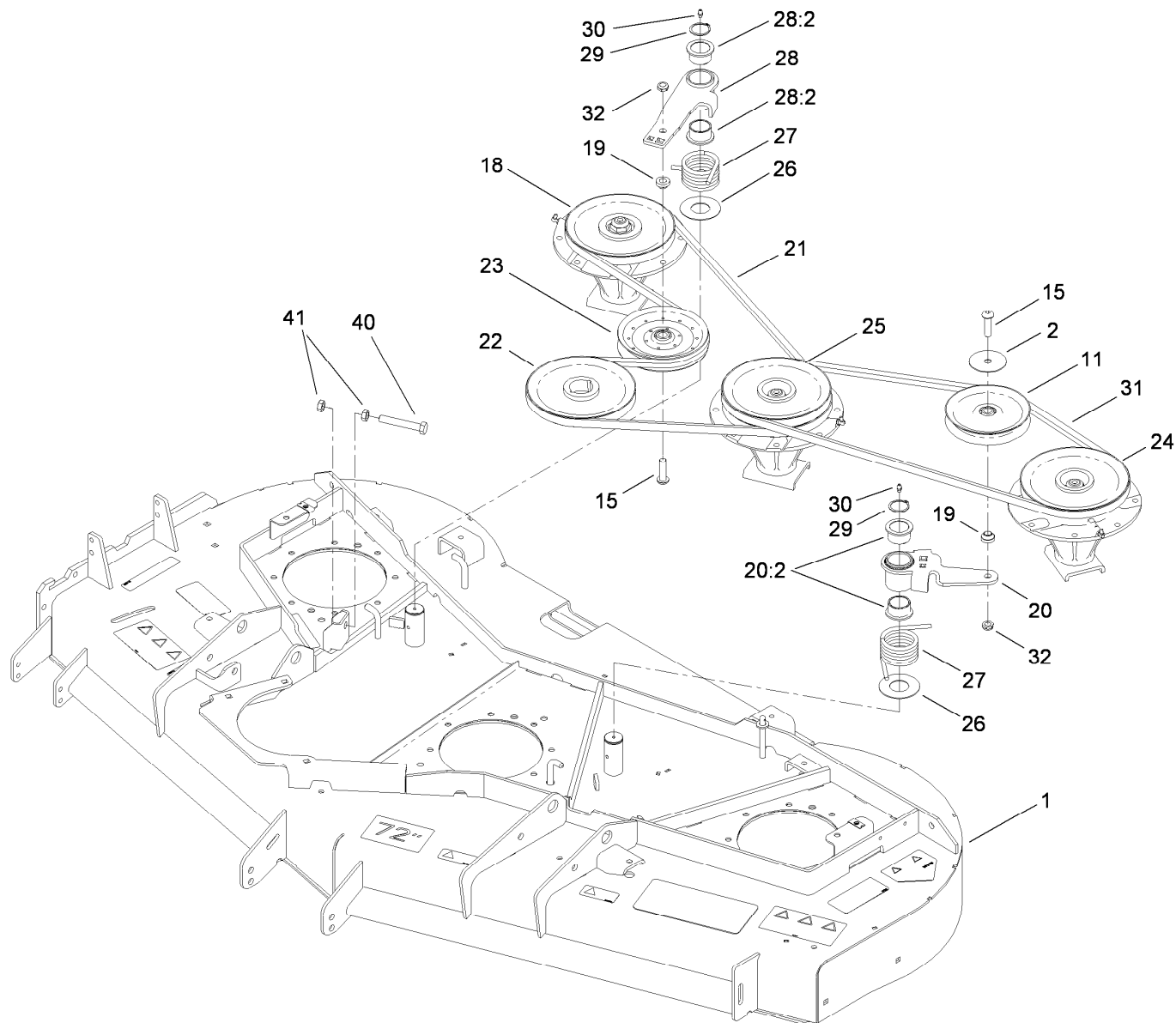
2 Wheel Drive Hydraulic Hose Assembly

Ref.	Part Number	Qty.	Description
1	117-3249	2	Hose ASM
2	340-154	2	Union-Bulkhead
2:1	237-22	2	O-Ring
3	340-70	2	Nut-Lock
4	117-3130	2	Hose ASM
5	119-8114	1	HYD Hose ASM
6	117-3201-03	1	Support-Fitting
7	110-9380	2	Screw-HWH
8	115-0377	2	Hose ASM
8:3	237-78	1	O-Ring
9	104-8300	1	Nut-Flange, NI
10	322-11	1	Screw-HH
11	56-7974	2	Clamp-Tube
12	69-9761	1	Coverplate
13	119-1434	1	Hose ASM



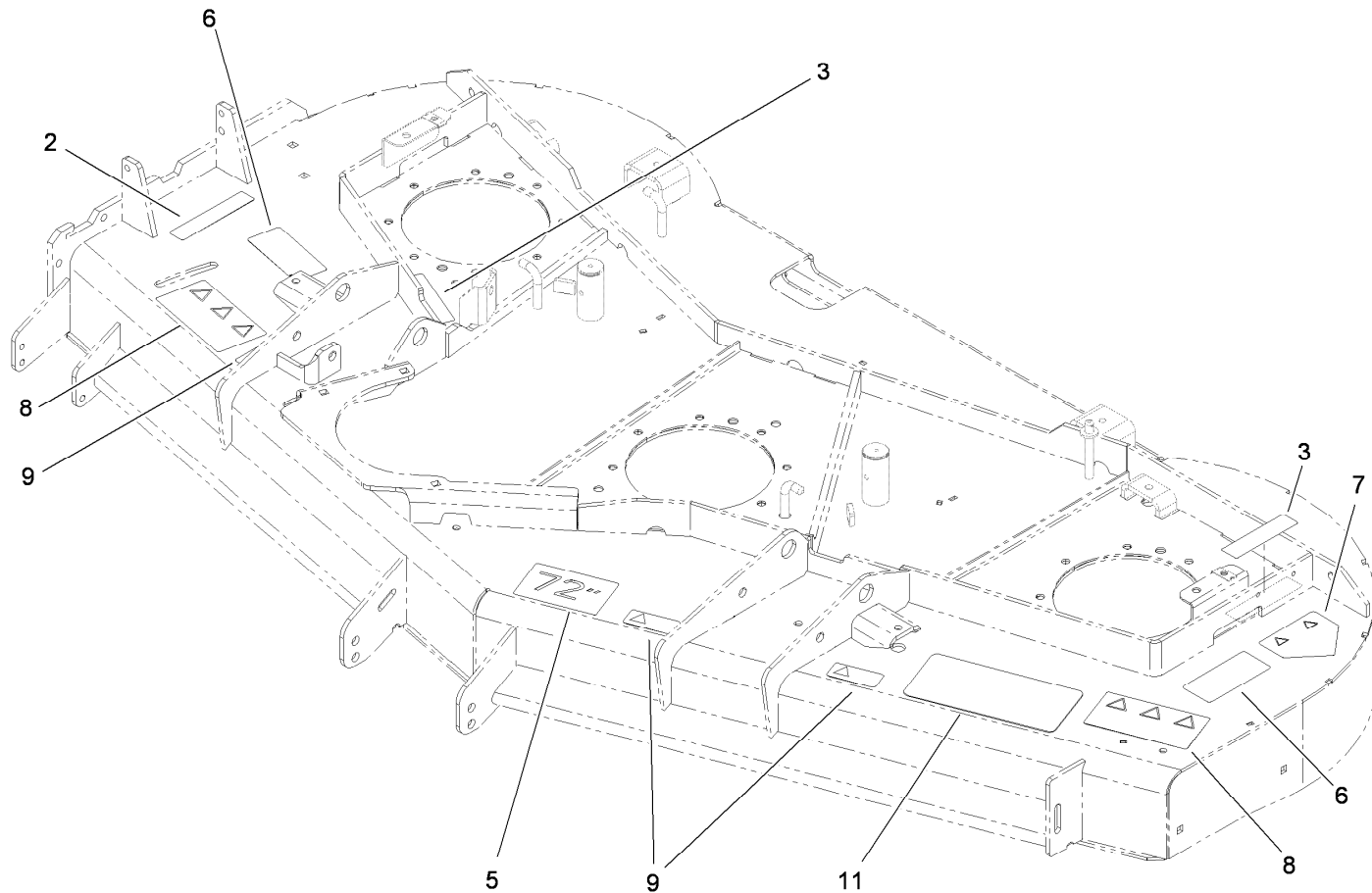
Main Wire Harness Assembly

<i>Ref.</i>	<i>Part Number</i>	<i>Qty.</i>	<i>Description</i>
3	119-5782	1	Harness-Wire, Main
3:1	94-6710	1	Fuse-2 Amp
3:2	218-578	5	Fuse-Blade, 10 Amp
3:3	109355	2	Fuse-Blade, 15 Amp
3:4	104-4022	1	Resistor-75 Ohm



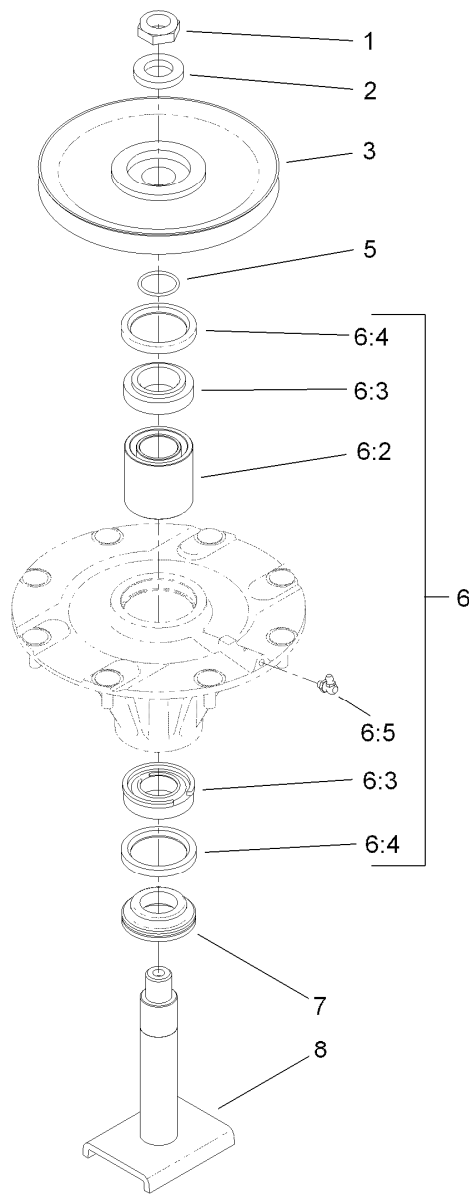
Deck Belt and Pulley Assembly

<i>Ref.</i>	<i>Part Number</i>	<i>Qty.</i>	<i>Description</i>	<i>Ref.</i>	<i>Part Number</i>	<i>Qty.</i>	<i>Description</i>
1	108-9901	1	Deck ASM	25	117-9234	1	Double Spindle ASM
2	100-3102	1	Washer-Flat	26	108-1926	2	Washer
11	01-268-0160	1	Pulley-Idler	27	108-1921	2	Spring-Torsion
15	108-1993	2	Screw-HSBH	28	108-1930	1	Idler Arm ASM
18	119-4778	1	Spindle ASM	28:2	93-4510	2	Bushing-Caster
19	108-1924	2	Spacer-Idler	29	32120-84	2	Ring-Snap, External
20	117-9176	1	Idler Arm ASM	30	302-5	2	Fitting-Grease
20:2	93-4510	2	Bushing-Caster	31	110-9591	1	Belt-V
21	110-9590	1	Belt-V	32	3296-45	2	Nut-Lock, NI
22	107-4767	1	Pulley ASM	40	325-14	1	Screw-HH
23	110-9596	1	Pulley-Idler	41	3218-5	2	Nut-Jam
24	117-9233	1	High Spindle ASM				



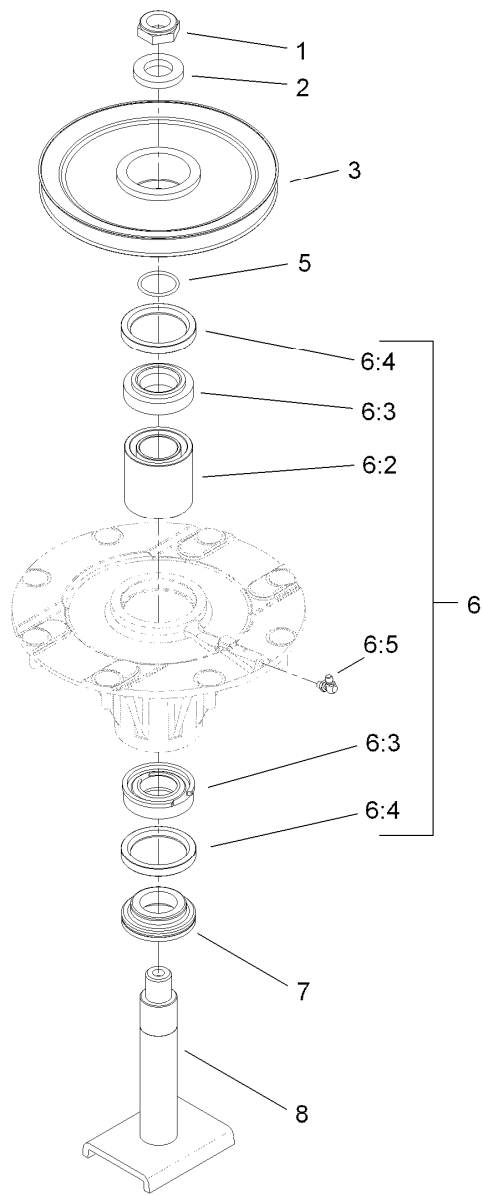
Deck Decal Assembly No. 108-9901

<i>Ref.</i>	<i>Part Number</i>	<i>Qty.</i>	<i>Description</i>
2	107-2916	1	Decal-Warning
3	100-6578	2	Decal-Danger
5	57-0280	1	Decal
6	93-7818	2	Decal-Torque, Blade Bolt
7	106-6753	1	Decal-Danger, Ce
8	107-2908	2	Decal-Danger, Combination
9	93-6696	3	Decal-Warning
11	110-0988	1	Tread-Floor, Side



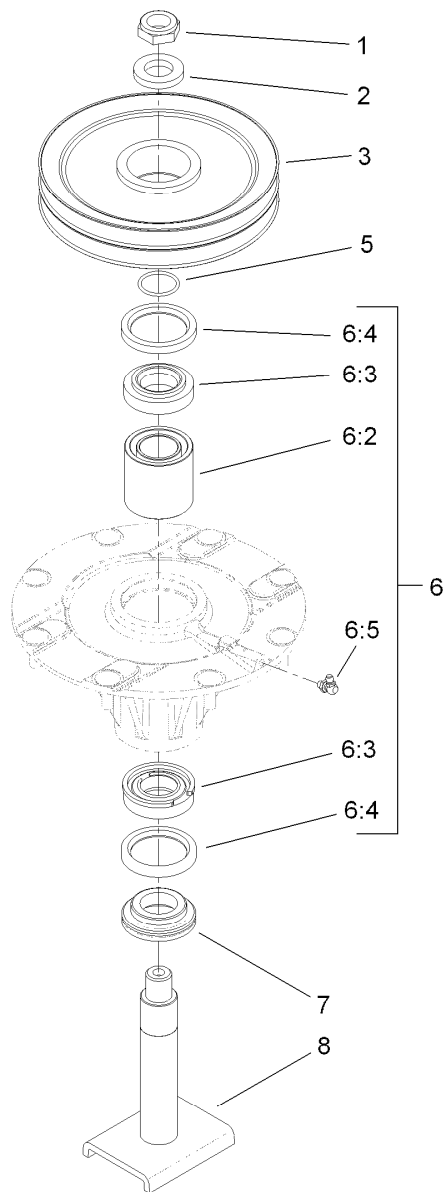
Spindle Assembly No. 119-4778

Ref.	Part Number	Qty.	Description
1	3296-60	1	Nut-Lock, NI
2	104-8322	1	Washer-Hardened
3	104-3546	1	Pulley-Driven, Low
5	106-7159	1	O-Ring
6	119-4777	1	Spindle ASM
6:2	108-1954	1	Spacer Set-Bearing
6:3	110-8297	1	Bearing ASM
6:4	253-154	2	Seal-Oil
6:5	302-60	1	Fitting-Grease
7	69-6950	1	Spacer-Shaft, Spindle
8	108-1956	1	Shaft ASM



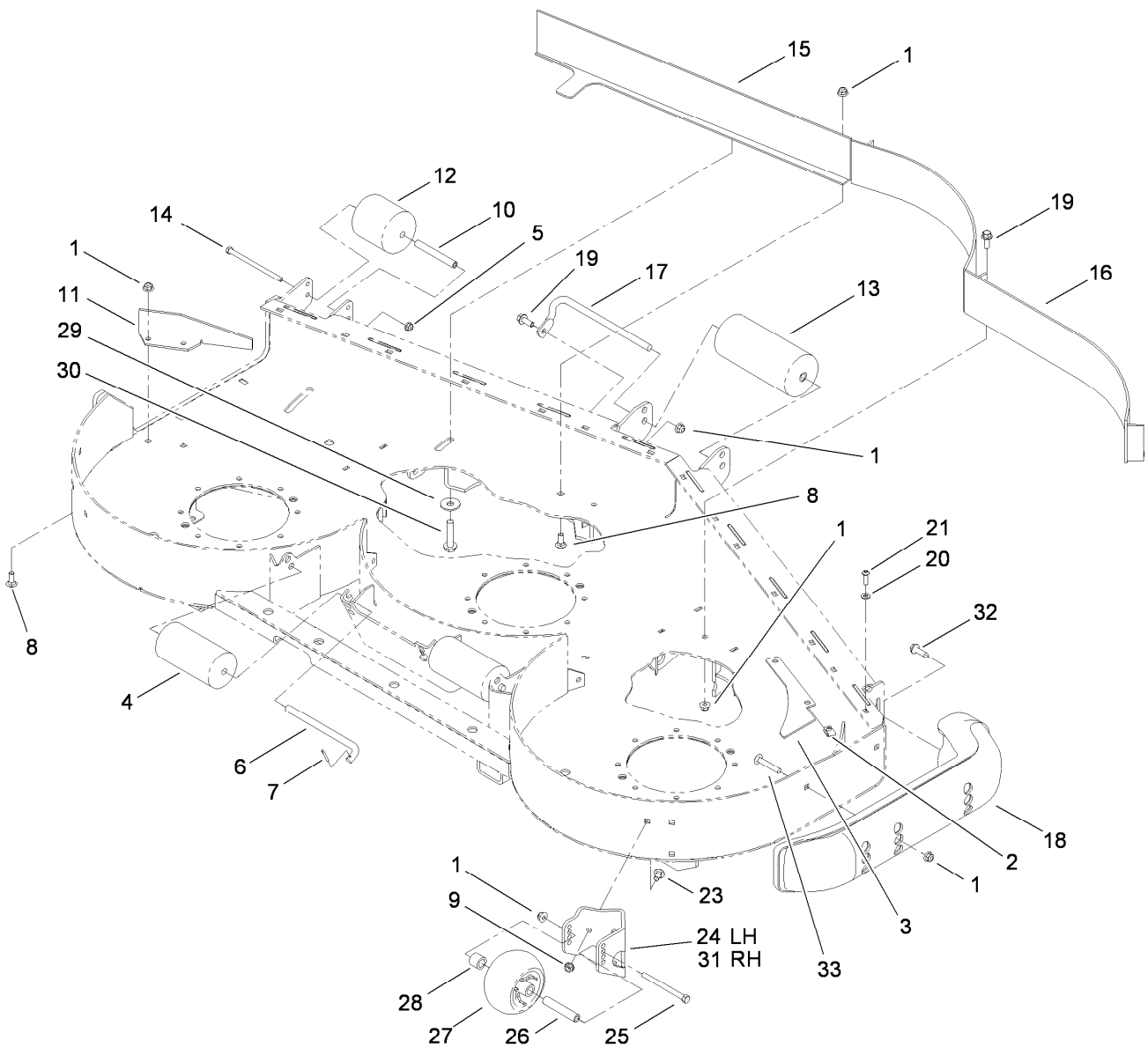
High Spindle Assembly No. 117-9233

Ref.	Part Number	Qty.	Description
1	3296-60	1	Nut-Lock, NI
2	104-8322	1	Washer-Hardened
3	104-3548	1	Pulley-Driven, High
5	106-7159	1	O-Ring
6	119-4777	1	Spindle ASM
6:2	108-1954	1	Spacer Set-Bearing
6:3	110-8297	1	Bearing ASM
6:4	253-154	2	Seal-Oil
6:5	302-60	1	Fitting-Grease
7	69-6950	1	Spacer-Shaft, Spindle
8	108-1956	1	Shaft ASM



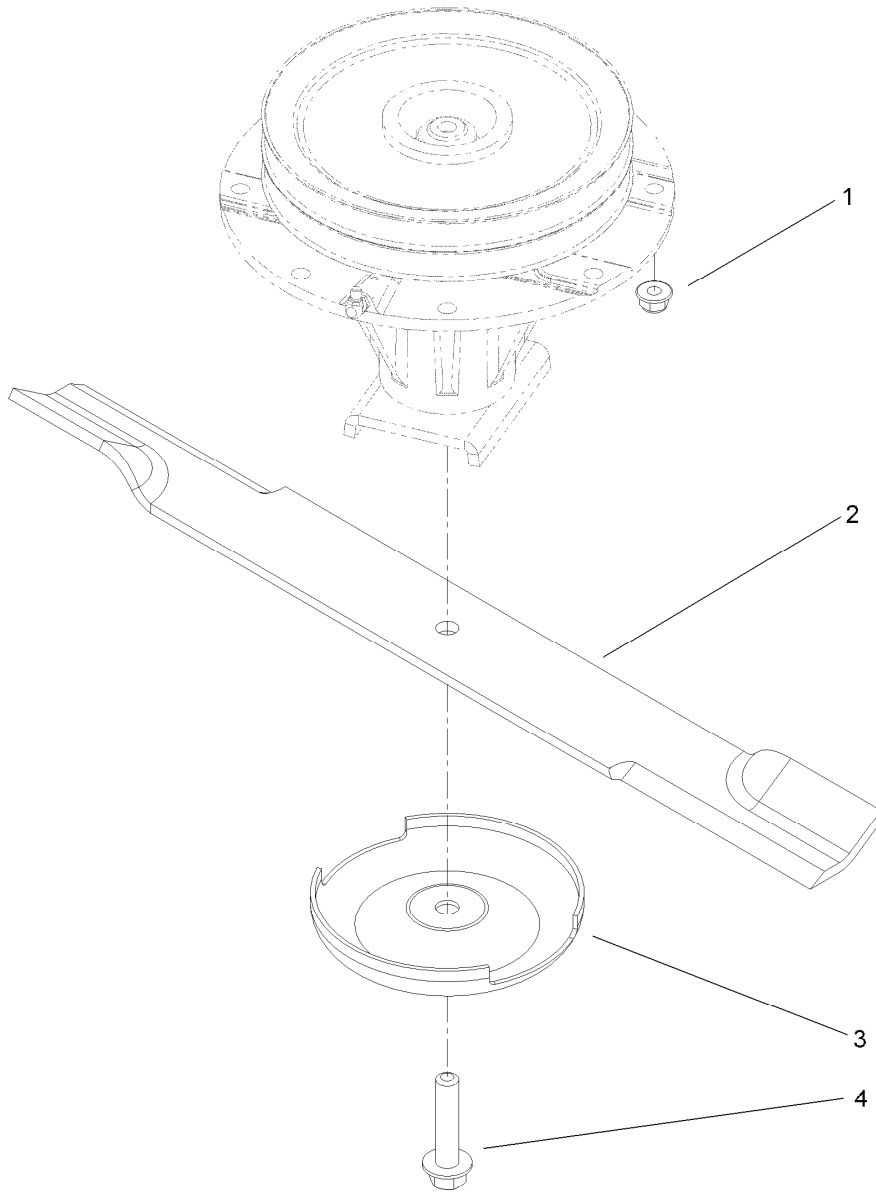
Double Spindle Assembly No. 117-9234

<i>Ref.</i>	<i>Part Number</i>	<i>Qty.</i>	<i>Description</i>
1	3296-60	1	Nut-Lock, NI
2	104-8322	1	Washer-Hardened
3	104-3547	1	Pulley-Driven, Double
5	106-7159	1	O-Ring
6	119-4777	1	Spindle ASM
6:2	108-1954	1	Spacer Set-Bearing
6:3	110-8297	1	Bearing ASM
6:4	253-154	2	Seal-Oil
6:5	302-60	1	Fitting-Grease
7	69-6950	1	Spacer-Shaft, Spindle
8	108-1956	1	Shaft ASM



Roller and Baffle Assembly

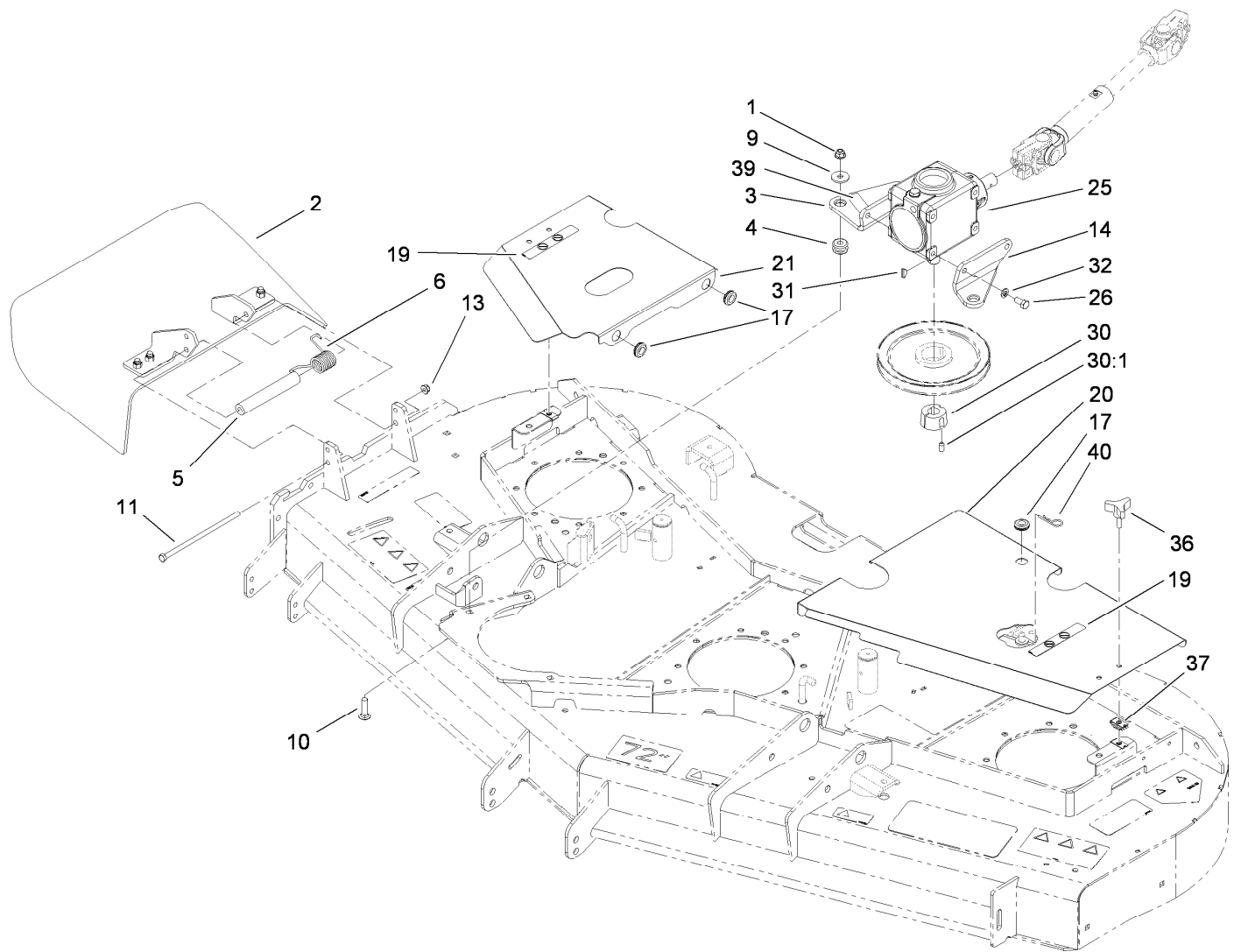
<i>Ref.</i>	<i>Part Number</i>	<i>Qty.</i>	<i>Description</i>	<i>Ref.</i>	<i>Part Number</i>	<i>Qty.</i>	<i>Description</i>
1	104-8301	11	Nut-Flange, NI	17	68-6840	1	Shaft-Roller
2	112-3306	2	Nut	18	112-1479	1	Skid-Bumper, Deck
3	115-1396	1	Plate-Turbo	19	3234-42	4	Screw-HHF
4	36-1740	2	Roller-Deck	20	3256-23	2	Washer-Flat
5	104-8300	1	Nut-Flange, NI	21	3274-104	2	Screw-HSBH
6	40-0340	2	Shaft-Roller, Rear	23	3231-1	6	Screw-CARR
7	3272-11	2	Pin-Cotter	24	106-7354-01	1	Mount-Wheel, LH
8	3231-2	3	Screw-CARR	25	323-23	2	Screw-HH
9	3290-357	6	Nut-HHF, Whiz	26	98-7912	2	Tube-Spanner
10	105-4549	1	Spacer-Roller	27	1-603299	2	Roller-Scalp, Anti
11	106-3216-01	1	Baffle-Discharge	28	98-7913	2	Tube-Spacer
12	93-4803	1	Roller-Deck	29	105-7697	2	Washer-Plastic
13	68-6710	1	Roller	30	3234-46	2	Screw-HHF
14	322-49	1	Bolt-HH	31	106-7355-01	1	Mount-Wheel, RH
15	105-7669-01	1	Baffle ASM	32	9136144	1	Screw-HWHTF
16	105-7730-01	1	Baffle ASM	33	3231-33	2	Screw-CARR



Blade Assembly

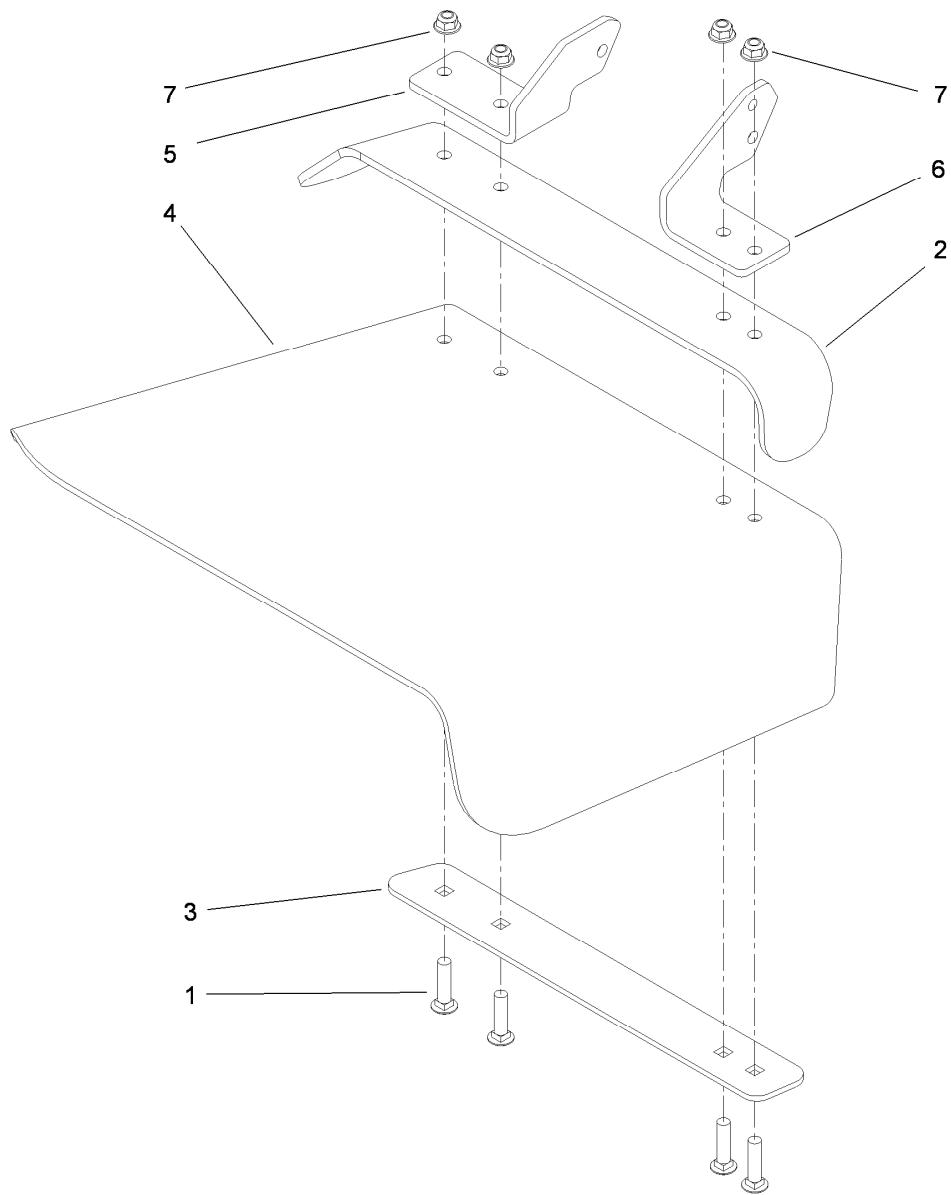
<i>Ref.</i>	<i>Part Number</i>	<i>Qty.</i>	<i>Description</i>
1	104-8301	24	Nut-Flange, NI
2	110-0621-03	3	Blade-Rotary, Med. Flow (24.5)
2	110-0622-03	3	Blade-Rotary, High Flow (24.5) ●
2	110-0624-03	3	Blade-Rotary, Atomic (24.5) ●
3	72-9361	3	Cup-Scalp, Anti
4	92-5816	3	Bolt-Blade

● Optional Equipment



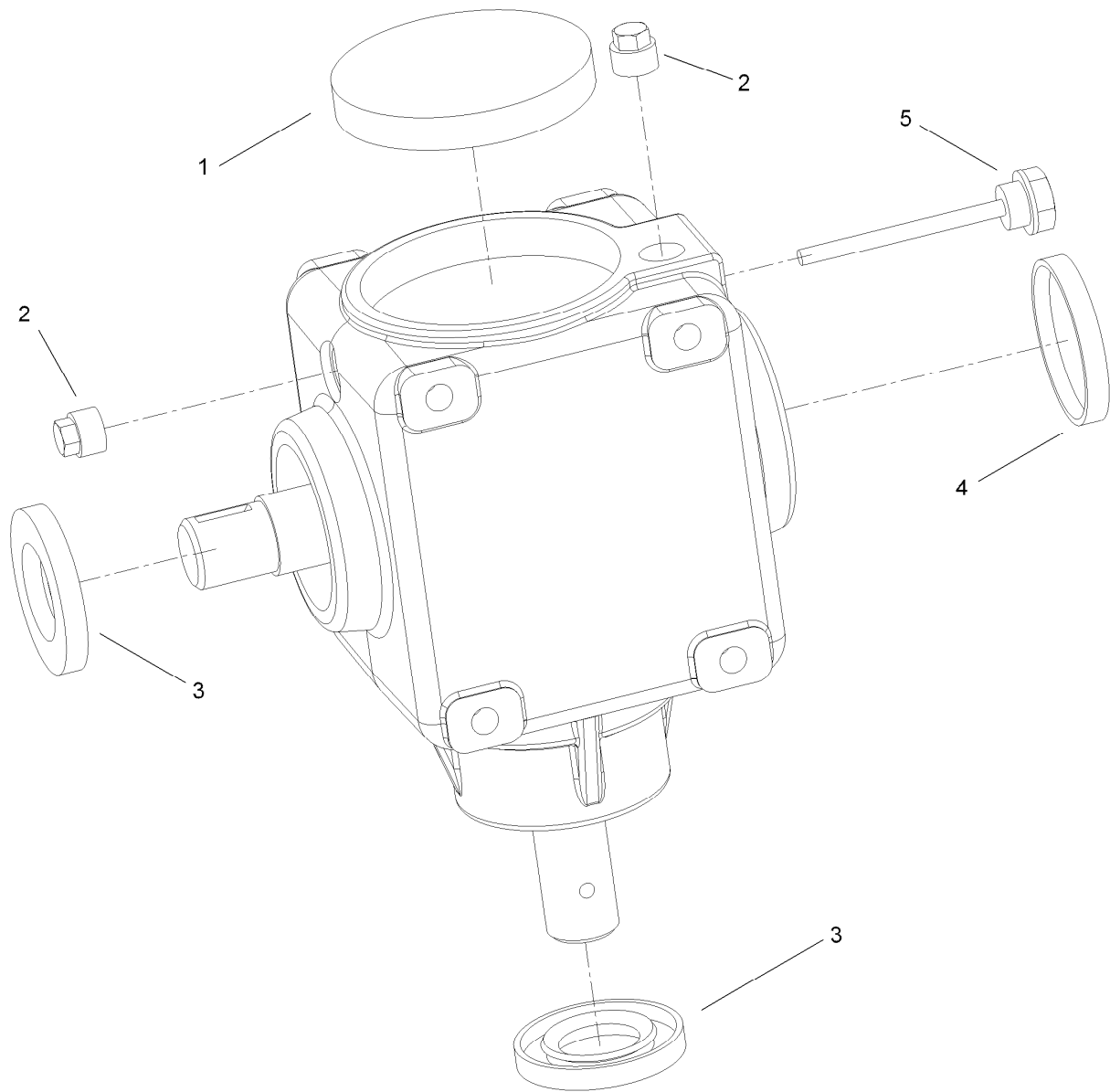
Belt Cover, Gearbox and Baffle Assembly

<i>Ref.</i>	<i>Part Number</i>	<i>Qty.</i>	<i>Description</i>	<i>Ref.</i>	<i>Part Number</i>	<i>Qty.</i>	<i>Description</i>
1	104-8301	3	Nut-Flange, NI	20	112-1455-03	1	Cover-Deck, LH
2	108-2792	1	Rubber Deflector ASM	21	112-1456-03	1	Cover-Deck, RH
3	110-6385-03	1	Bracket-Gearbox, RH	25	117-9245-03	1	Gearbox ASM
4	63-9750	3	Mount	26	323-4	4	Screw-HH
5	105-4622	1	Spacer	30	23-1640	1	Bushing-Taperlock
6	108-4052	1	Spring-Torsion	30:1	3247-4	2	Screw-Set
9	63-8410	3	Washer	31	3257-5	1	Key-Woodruff
10	3231-26	3	Screw-CARR	32	3253-21	4	Washer-Lock
11	112-9557	1	Screw-HH	36	106-2240	2	Knob
13	104-8300	1	Nut-Flange, NI	37	110-3510	2	Nut-Retainer
14	110-6384-03	1	Bracket-Gearbox, LH	39	93-6697	1	Decal-Lube
17	112-9559	4	Grommet	40	9335054	1	Pin-Hair
19	93-6687	2	Decal-No Step				



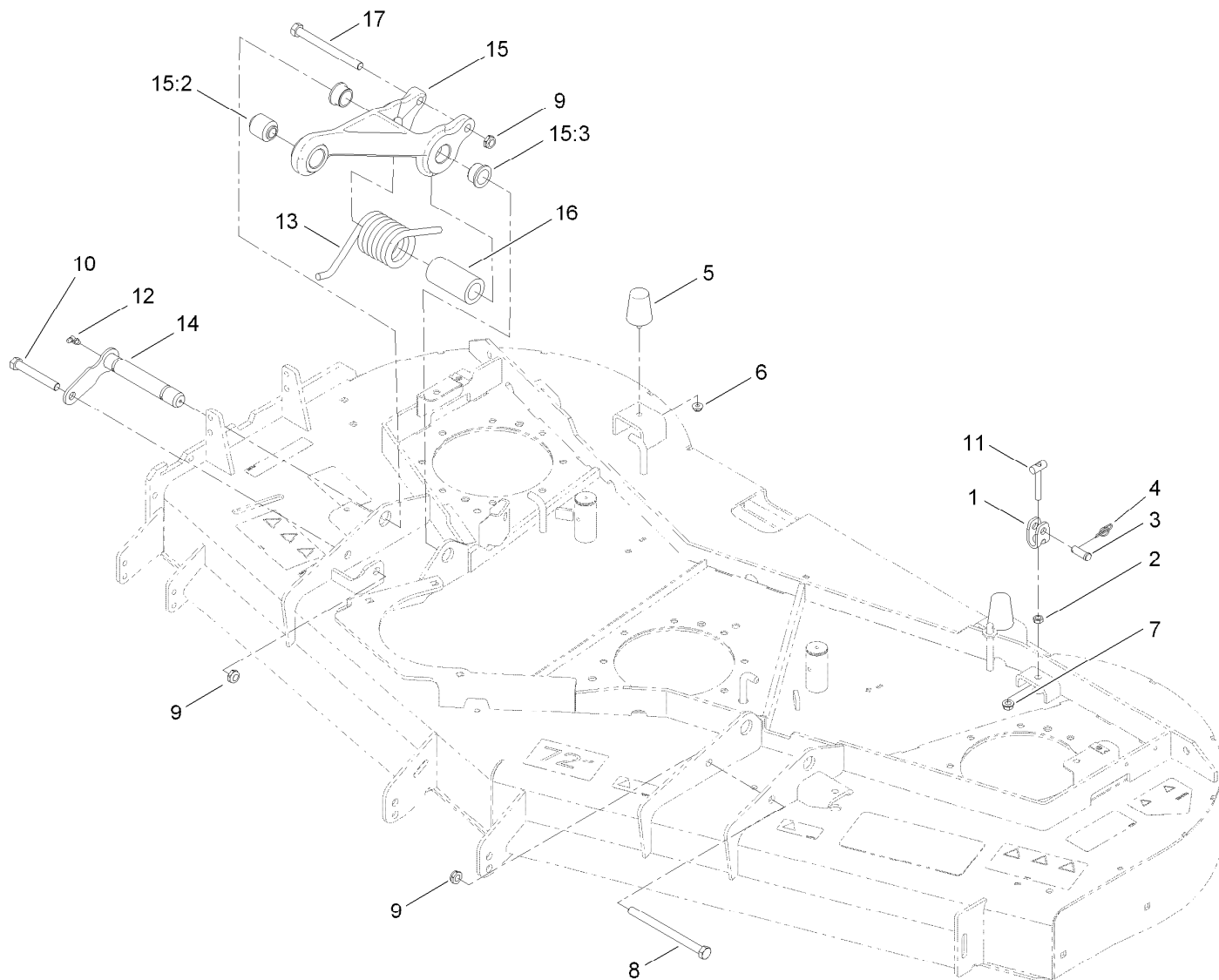
Rubber Deflector Assembly No. 108-2792

<i>Ref.</i>	<i>Part Number</i>	<i>Qty.</i>	<i>Description</i>
1	3231-4	4	Screw-CARR
2	106-3246-01	1	Deflector
3	106-3248-03	1	Strap-Discharge
4	108-5029	1	Deflector-Rubber
5	108-4059-01	1	Plate-Hinge, Rear
6	106-3253-01	1	Plate-Hinge, Front
7	104-8301	4	Nut-Flange, NI



Gearbox Assembly No. 117-9245-03

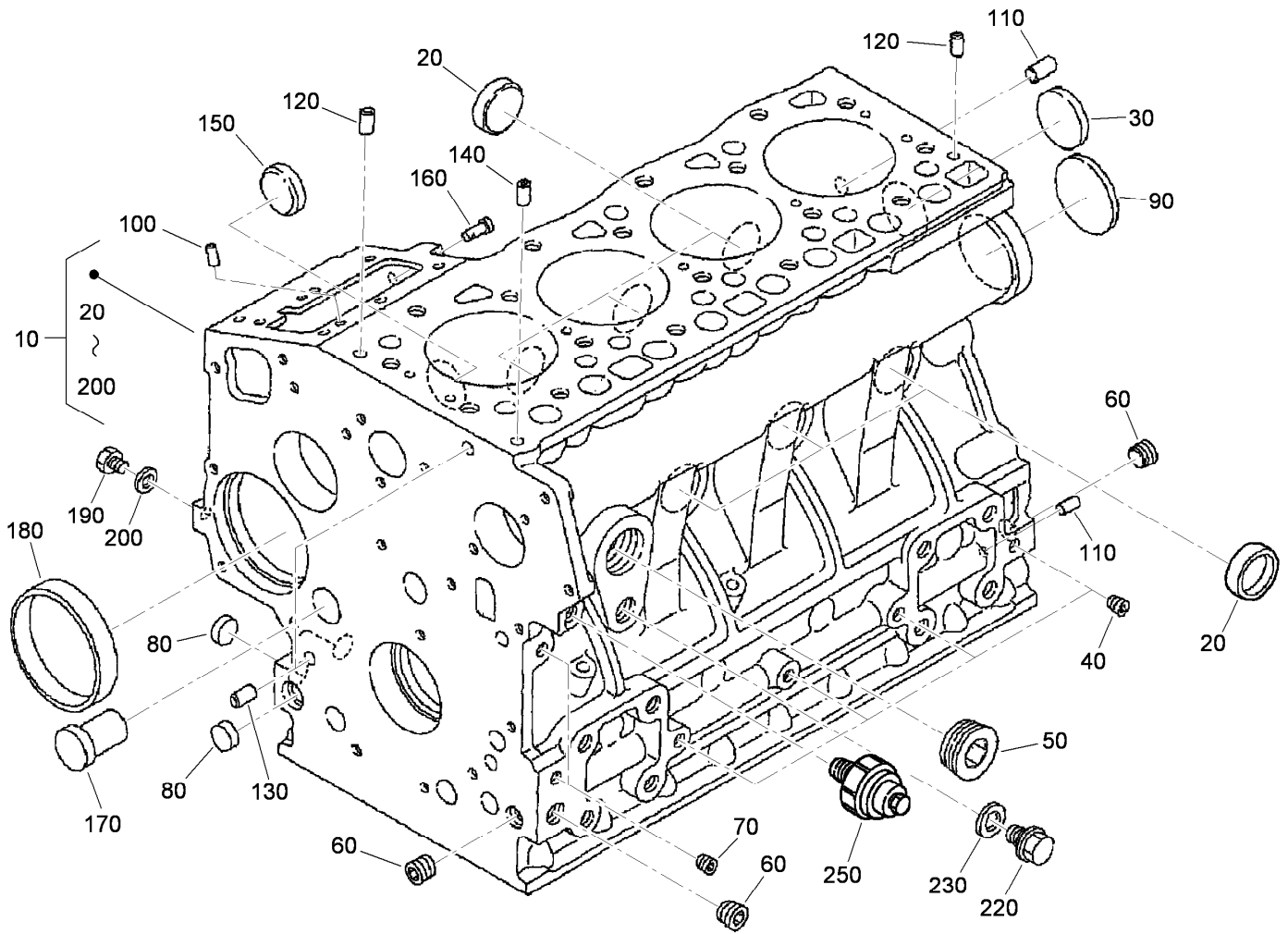
<i>Ref.</i>	<i>Part Number</i>	<i>Qty.</i>	<i>Description</i>
1	107-2932	1	Cap-Oil
2	107-2933	2	Plug
3	117-9247	2	Seal
4	107-2935	1	Cap-Oil
5	110-8283	1	Plug-Filler, Dipstick



Adjustment Link and Bumper Assembly

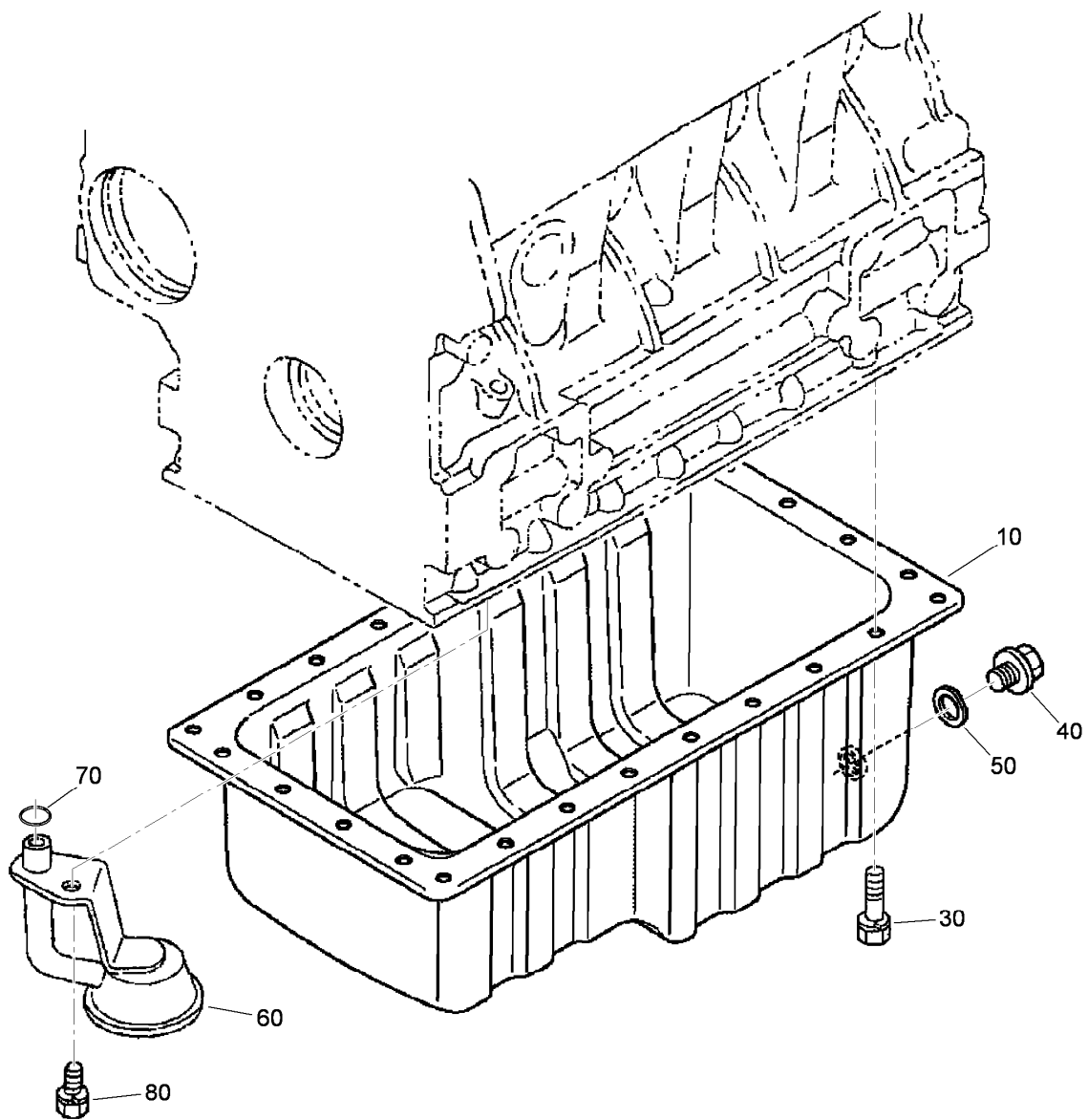
Ref.	Part Number	Qty.	Description
1	115-1429	4	Yoke-Clevis
2	3218-3	4	Nut-Jam
3	700601	4	Pin-Clevis
4	112-1491	4	Pin-Cotter, Rue Ring
5	110-5070	2	Bumper-Neoprene
6	104-8300	2	Nut-Flange, NI
7	3290-357	4	Nut-HHF, Whiz
8	325-33	1	Screw-HH
9	3296-45	4	Nut-Lock, NI
10	325-14	1	Screw-HH

Ref.	Part Number	Qty.	Description
11	115-1431	4	T-Bar ASM
12	302-60	4	Fitting-Grease
13	110-9828	2	Spring-Torsion
14	112-1622	2	Pin
15	112-1625	2	Pull Link ASM
15:2	107-2328	1	Bushing
15:3	114-5680	2	Bushing-Flange
16	110-9845	2	Spacer-Plain
17	325-22	2	Screw-HH



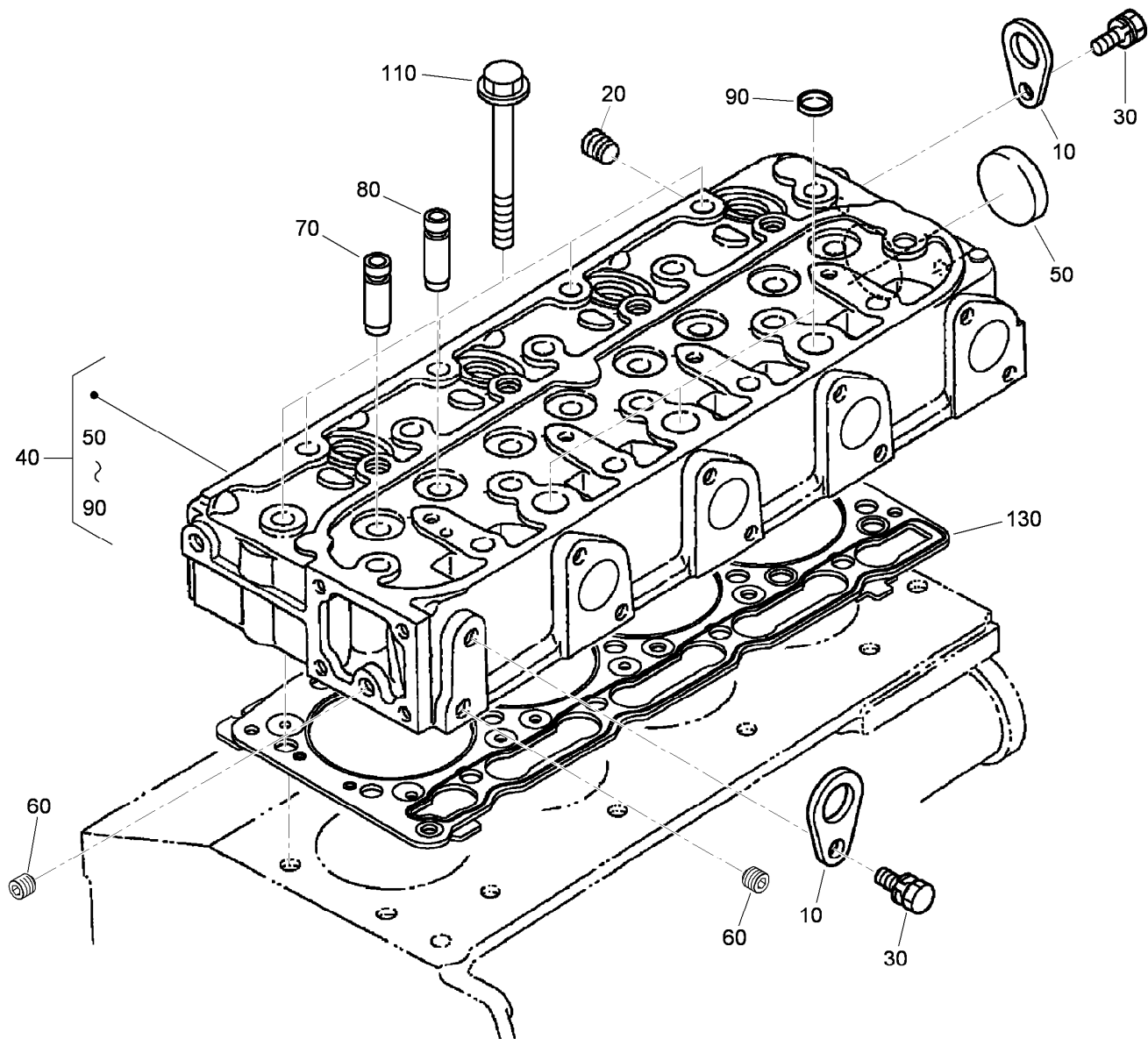
Crankcase Assembly

<i>Ref.</i>	<i>Part Number</i>	<i>Qty.</i>	<i>Description</i>	<i>Ref.</i>	<i>Part Number</i>	<i>Qty.</i>	<i>Description</i>
10	120-2558	1	Crankcase ASM	130	98-9387	2	Pin-Pipe
20	98-9398	6	Cap-Sealing	140	98-9539	1	Pin-Pipe
30	98-7539	1	Cap-Sealing	150	98-9599	1	Plug
40	98-7540	4	Plug	160	105-3796	1	Pin-Spring, Start
50	105-3779	1	Plug	170	98-9675	1	Plug
60	98-9597	3	Plug	180	98-9656	1	Bushing-Governor, Gear
70	98-7487	2	Plug	190	120-2559	1	Plug
80	98-9379	3	Plug-Expansion	200	98-7428	1	Gasket
90	98-9668	1	Plug-Expansion	220	99-3447	1	Plug
100	98-9375	2	Pin-Straight	230	106-7056	1	Gasket
110	98-9377	2	Pin-Straight	250	98-9416	1	Switch-Oil
120	98-9376	2	Pin-Straight				



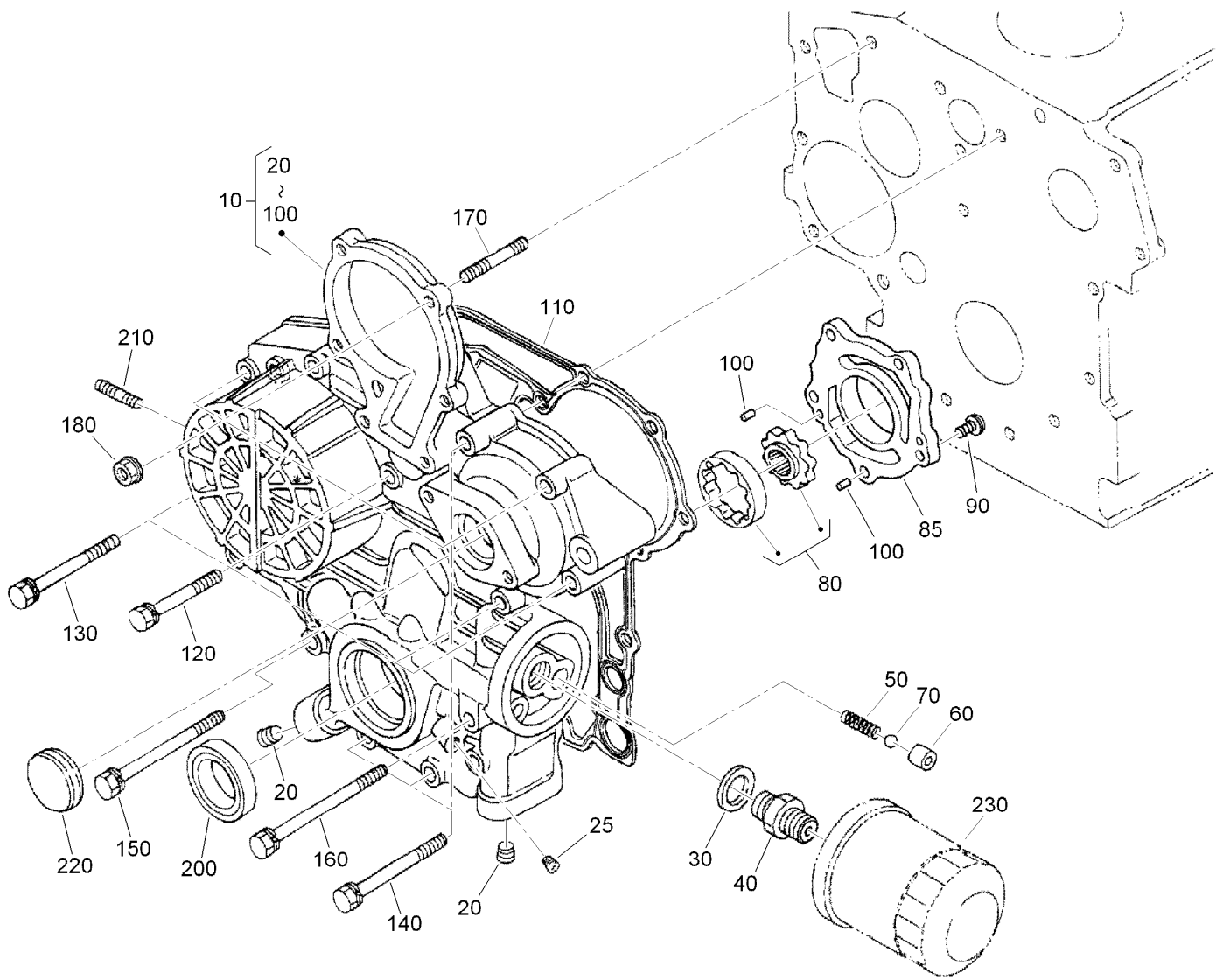
Oil Pan Assembly

<i>Ref.</i>	<i>Part Number</i>	<i>Qty.</i>	<i>Description</i>
10	112-0186	1	Pan-Oil
30	98-9351	26	Bolt
40	114-8151	1	Plug-Drain
50	98-7524	1	Gasket
60	112-7003	1	Head-Filter, Oil
70	105-3776	1	O-Ring
80	98-7526	1	Bolt



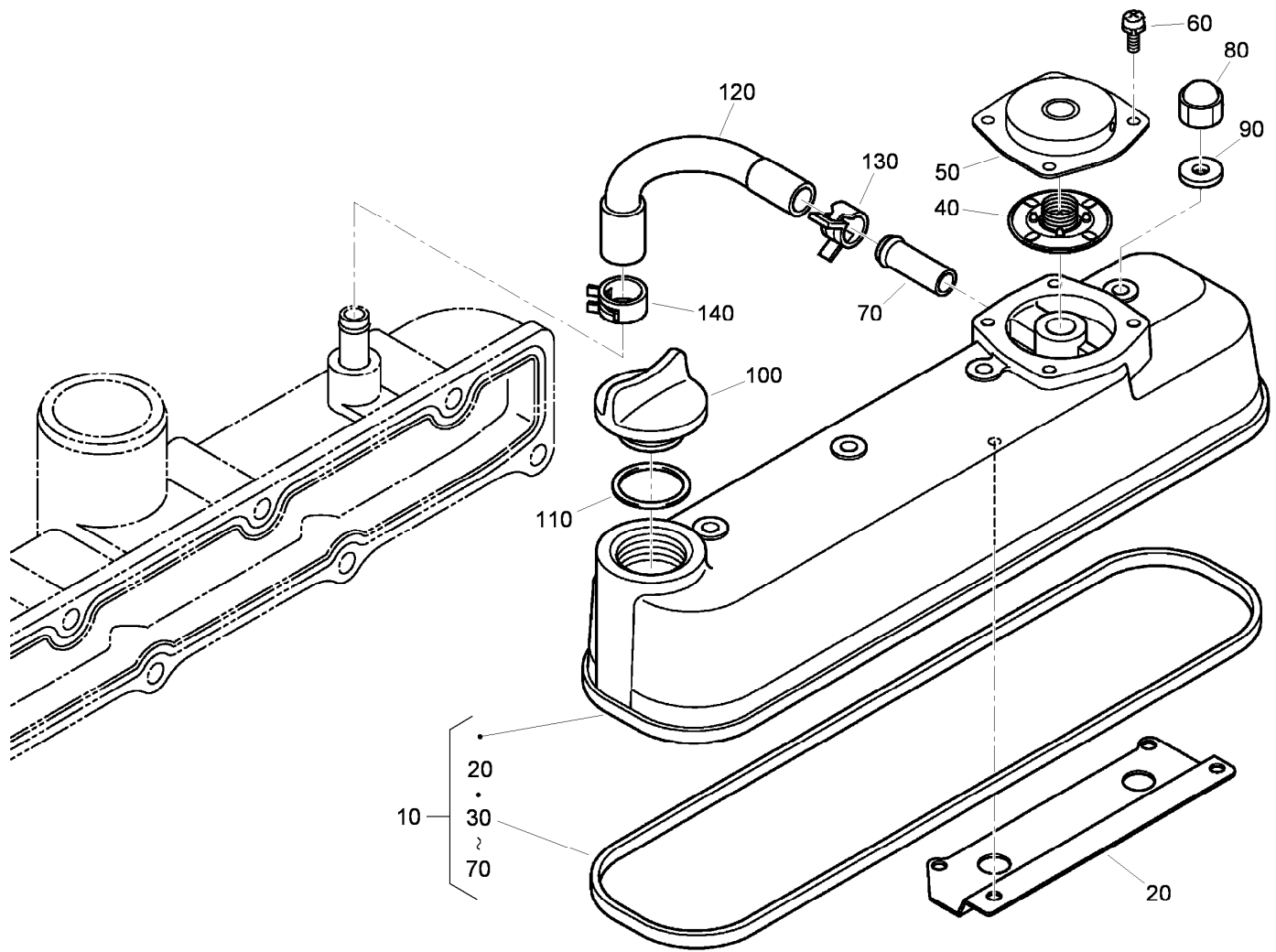
Cylinder Head Assembly

<i>Ref.</i>	<i>Part Number</i>	<i>Qty.</i>	<i>Description</i>
10	98-7531	2	Hook-Engine
20	98-9444	1	Plug
30	100-9195	2	Bolt
40	115-3012	1	Cylinder Head ASM
50	105-3705	1	Cap-Sealing
60	98-7540	2	Plug
70	107-9066	4	Guide-Valve, Inlet
80	107-9067	4	Guide-Valve, Exhaust
90	98-9389	3	Cap-Sealing
110	98-9479	18	Bolt-Head, Cylinder
130	108-2855	1	Gasket-Head, Cylinder



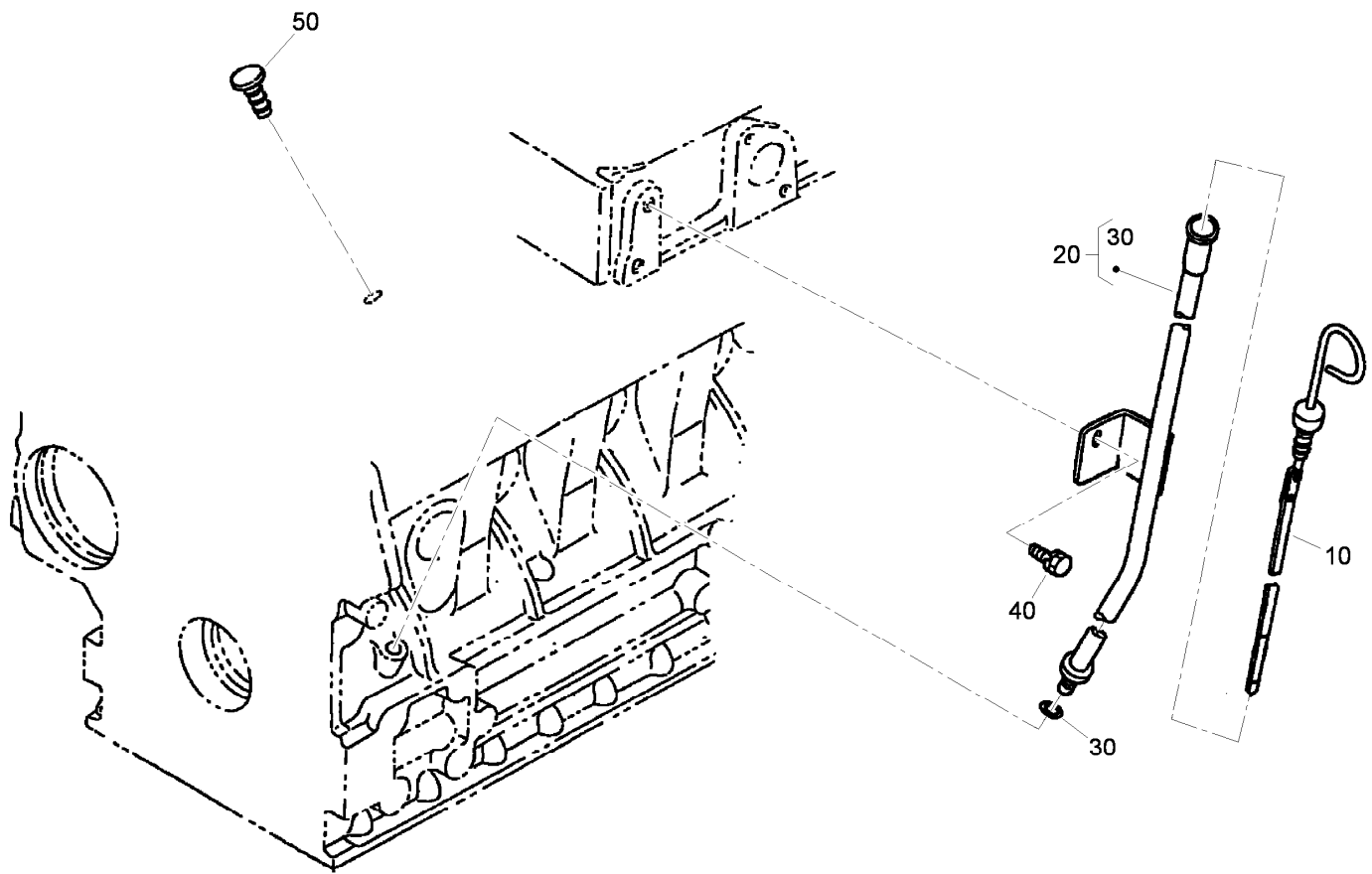
Gear Case Assembly

Ref.	Part Number	Qty.	Description	Ref.	Part Number	Qty.	Description
10	115-4105	1	Gear Case ASM	110	98-9633	1	Gasket-Case, Gear
20	98-9598	2	Plug	120	107-9073	3	Bolt
25	98-7487	1	Plug	130	105-3797	4	Bolt
30	98-7562	1	Washer-Plain	140	98-9356	4	Bolt
40	98-9388	1	Joint-Pipe	150	107-9074	1	Bolt
50	98-9544	1	Spring	160	98-9586	1	Bolt
60	98-9543	1	Seat-Valve	170	105-3709	1	Stud
70	98-9380	1	Ball	180	100-2203	1	Nut-Flange
80	98-9540	1	Oil Pump Rotor ASM	200	119-8038	1	Seal-Oil
85	107-9069	1	Cover-Pump, Oil	210	105-3710	2	Stud
90	107-9071	5	Screw	220	98-9641	1	Cover-Case, Gear
100	107-9072	2	Pin-Straight	230	108-3841	1	Filter-Oil



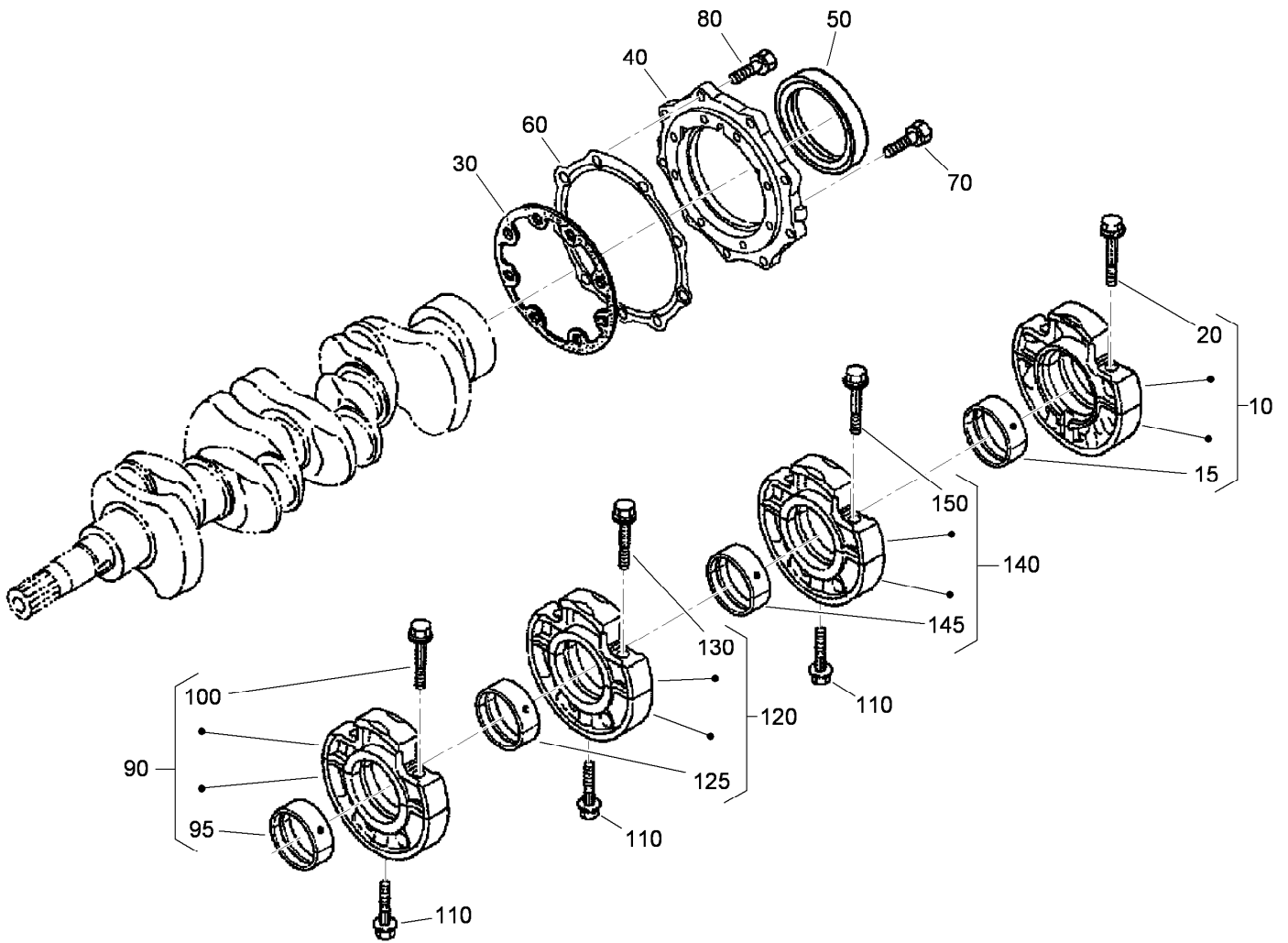
Cylinder Head Cover Assembly

Ref.	Part Number	Qty.	Description
10	115-4130	1	Cylinder Head Cover ASM
20	108-2857	1	Shield-Breather
30	105-3712	1	Gasket-Cover, Head
40	110-3715	1	Valve-Breather
50	110-3714	1	Cover-Breather
60	98-9364	4	Screw (With Washer)
70	98-7766	1	Pipe-Return, Water
80	98-9455	4	Nut-Cap
90	98-9454	4	Gasket
100	107-9075	1	Plug-Filler, Oil
110	120-2560	1	O-Ring
120	108-2858	1	Tube-Breather
130	108-2859	1	Clamp-Hose
140	108-2860	1	Clamp-Hose



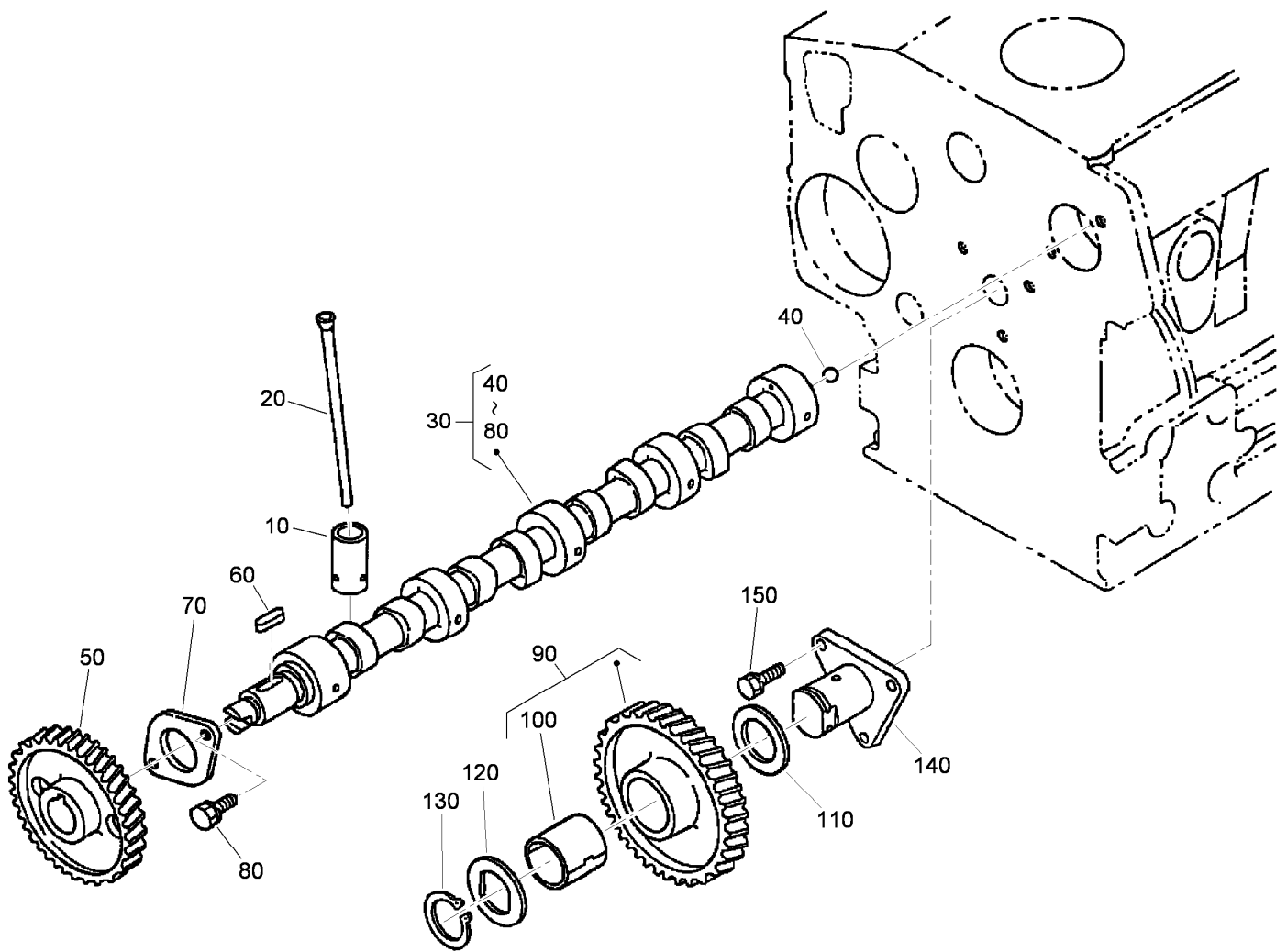
Dipstick and Guide Assembly

<i>Ref.</i>	<i>Part Number</i>	<i>Qty.</i>	<i>Description</i>
10	98-9670	1	Gauge-Oil
20	98-9672	1	Oil Gauge Guide ASM
30	98-9722	1	O-Ring
40	100-9195	1	Bolt
50	110-3720	1	Plug-Gauge, Oil



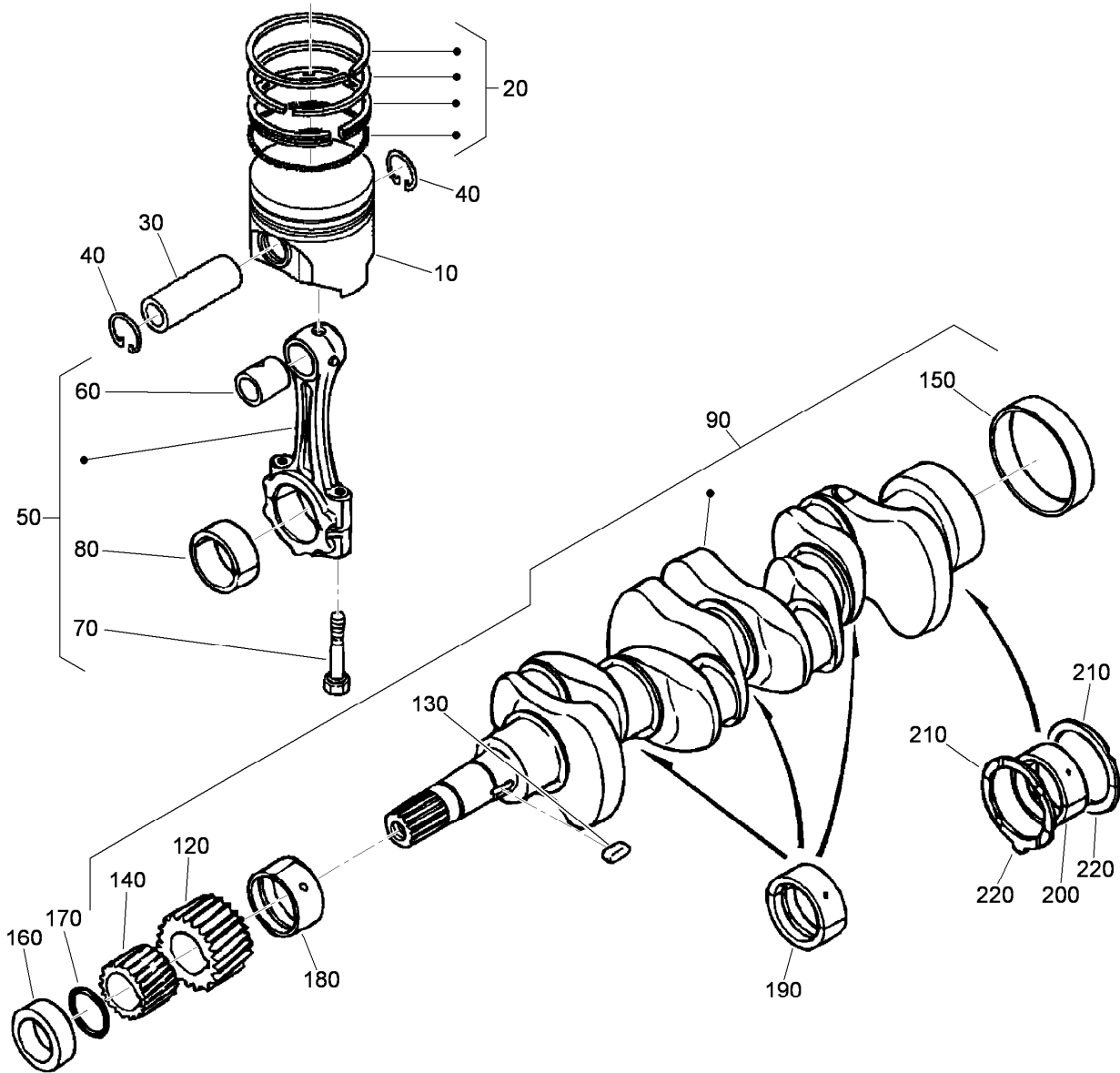
Main Bearing Case Assembly

<i>Ref.</i>	<i>Part Number</i>	<i>Qty.</i>	<i>Description</i>	<i>Ref.</i>	<i>Part Number</i>	<i>Qty.</i>	<i>Description</i>
10	112-7026	1	Wheel Bearing Case ASM	95	98-9524	1	Metal-Crankshaft (STD Set)
15	115-4121	1	Metal-Crankshaft	100	98-9484	2	Bolt-Case, Bearing
20	98-9484	2	Bolt-Case, Bearing	110	98-9485	3	Bolt-Case, Bearing
30	98-9634	1	Gasket-Case, Bearing	120	115-4107	1	Main Bearing Case ASM
40	112-7046	1	Cover-Case, Bearing	125	98-9524	1	Metal-Crankshaft (STD Set)
50	112-0180	1	Seal-Oil	130	98-9484	2	Bolt-Case, Bearing
60	112-7037	1	Gasket-Cover, Case	140	115-4108	1	Main Bearing Case ASM
70	98-9352	8	Bolt	145	98-9524	1	Metal-Crankshaft (STD Set)
80	98-7568	9	Bolt	150	98-9484	2	Bolt-Case, Bearing
90	115-4106	1	Main Bearing Case ASM				



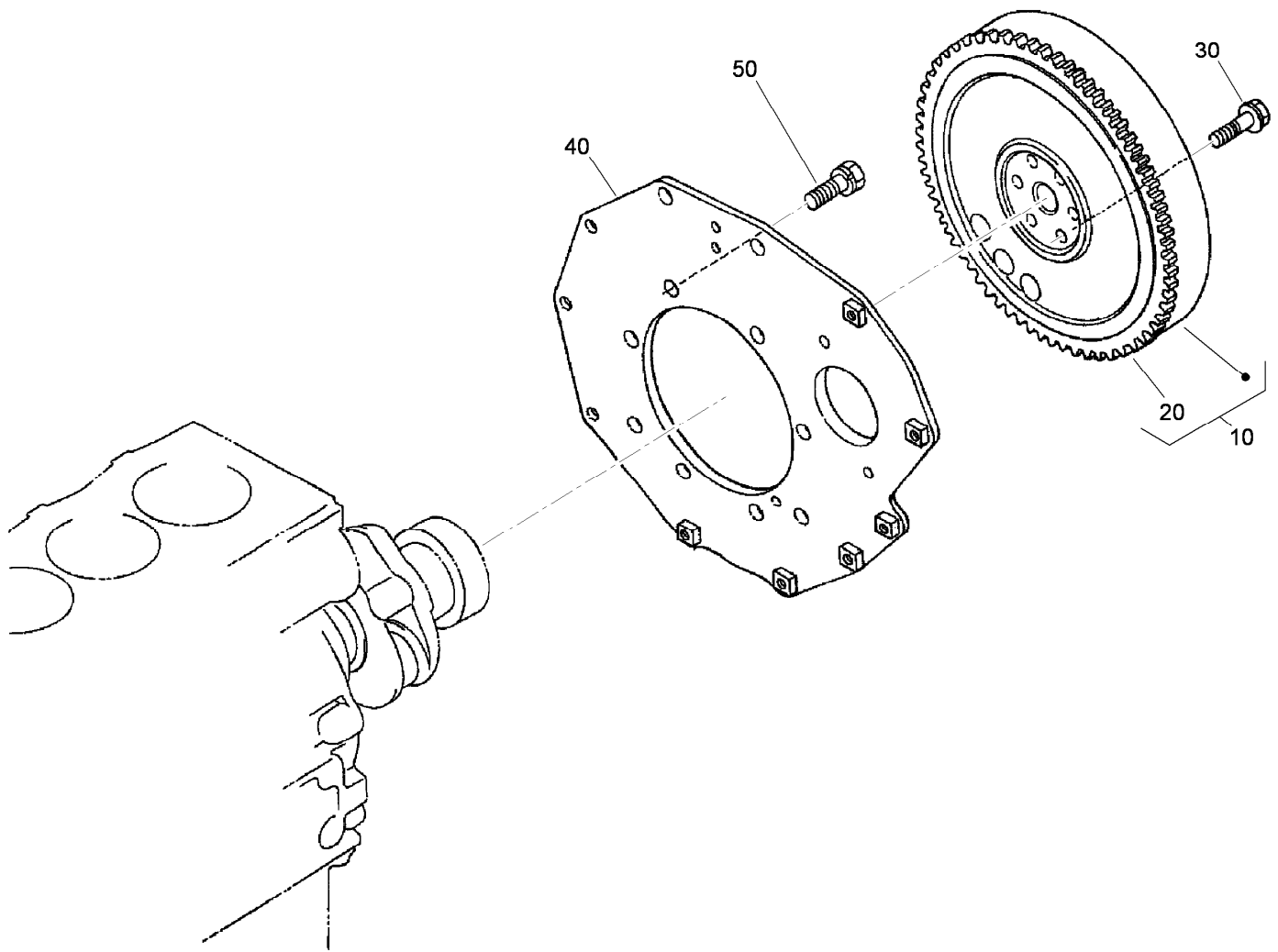
Cam Shaft and Idle Gear Assembly

Ref.	Part Number	Qty.	Description
10	112-0185	8	Tappet
20	98-9509	8	Rod-Push
30	120-3116	1	Camshaft ASM
40	110-3729	1	Ball
50	98-9512	1	Gear-Cam
60	98-9378	1	Key-Feather
70	98-9510	1	Stopper-Camshaft
80	98-7692	2	Bolt
90	117-7584	1	Idler Gear ASM
100	117-7585	1	Bushing-Gear, Idle
110	98-9535	1	Collar-Gear, Idle
120	98-9536	1	Collar-Gear, Idle
130	98-9534	1	Circlip-Gear, Idle
140	98-9533	1	Shaft-Gear, Idle
150	98-7692	3	Bolt



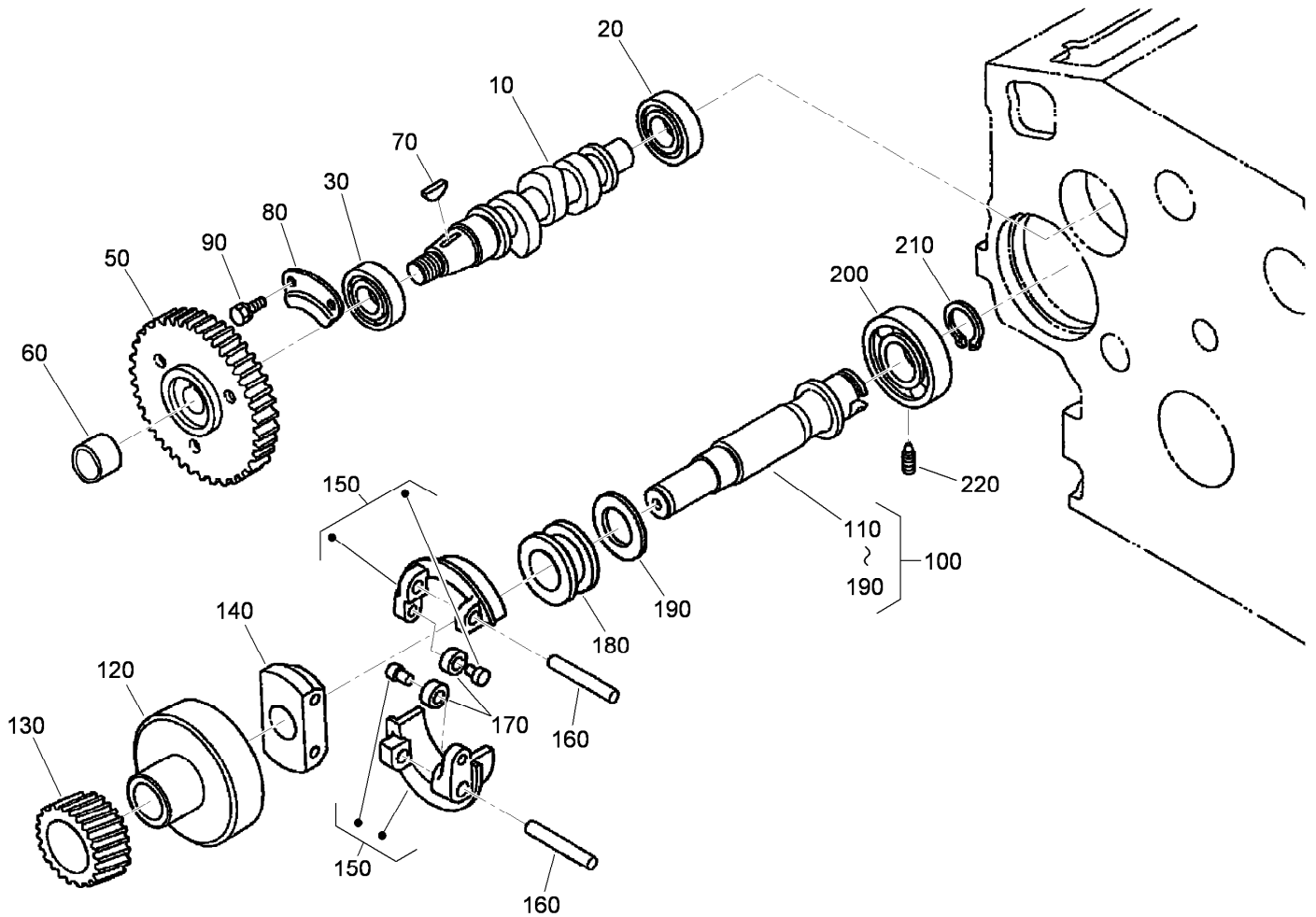
Piston and Crankshaft Assembly

<i>Ref.</i>	<i>Part Number</i>	<i>Qty.</i>	<i>Description</i>	<i>Ref.</i>	<i>Part Number</i>	<i>Qty.</i>	<i>Description</i>
10	112-8404	4	Piston	160	98-9521	1	Collar-Crankshaft
10	112-8414	4	Piston	170	105-3783	1	O-Ring
20	98-9551	4	Piston Ring ASM (STD)	180	98-9523	1	Metal Crankshaft (STD)
20	108-1404	4	Piston Ring ASM (0.5Mm)	180	98-9528	1	Bearing-Main (0.2Mm)
30	98-9513	4	Pin-Piston	180	98-9529	1	Bearing-Main (0.4Mm)
40	98-9514	8	Circlip-Pin, Piston	190	98-9524	3	Metal-Crankshaft (STD Set)
50	115-3013	4	Connecting Rod ASM	190	98-9530	3	Bearing-Main (0.2Mm)
60	115-3014	4	Bushing-Pin, Piston	190	98-9531	3	Bearing-Main (0.4Mm)
70	98-9517	8	Bolt-Rod, Connecting	200	115-4121	1	Metal-Crankshaft
80	98-9520	4	Bearing-Rod (0.4Mm)	200	112-7039	1	Metal-Crankshaft
80	98-9519	4	Bearing-Rod (0.2Mm)	200	112-7040	1	Metal-Crankshaft
80	98-9518	4	Metal-Crankpin (STD)	210	98-9413	2	Bearing-Thrust (STD)
90	120-2561	1	Crankshaft ASM	210	98-9414	2	Bearing-Thrust (0.2Mm)
120	117-7561	1	Gear-Crankshaft	210	98-9415	2	Bearing-Thrust (0.4Mm)
130	98-9666	1	Key	220	98-9688	2	Bearing-Thrust (STD)
140	98-9542	1	Gear-Drive, Oil Pump	220	98-9689	2	Bearing-Thrust (0.2Mm)
150	98-9522	1	Sleeve-Crankshaft	220	98-9690	2	Bearing-Thrust (0.4Mm)



Flywheel Assembly

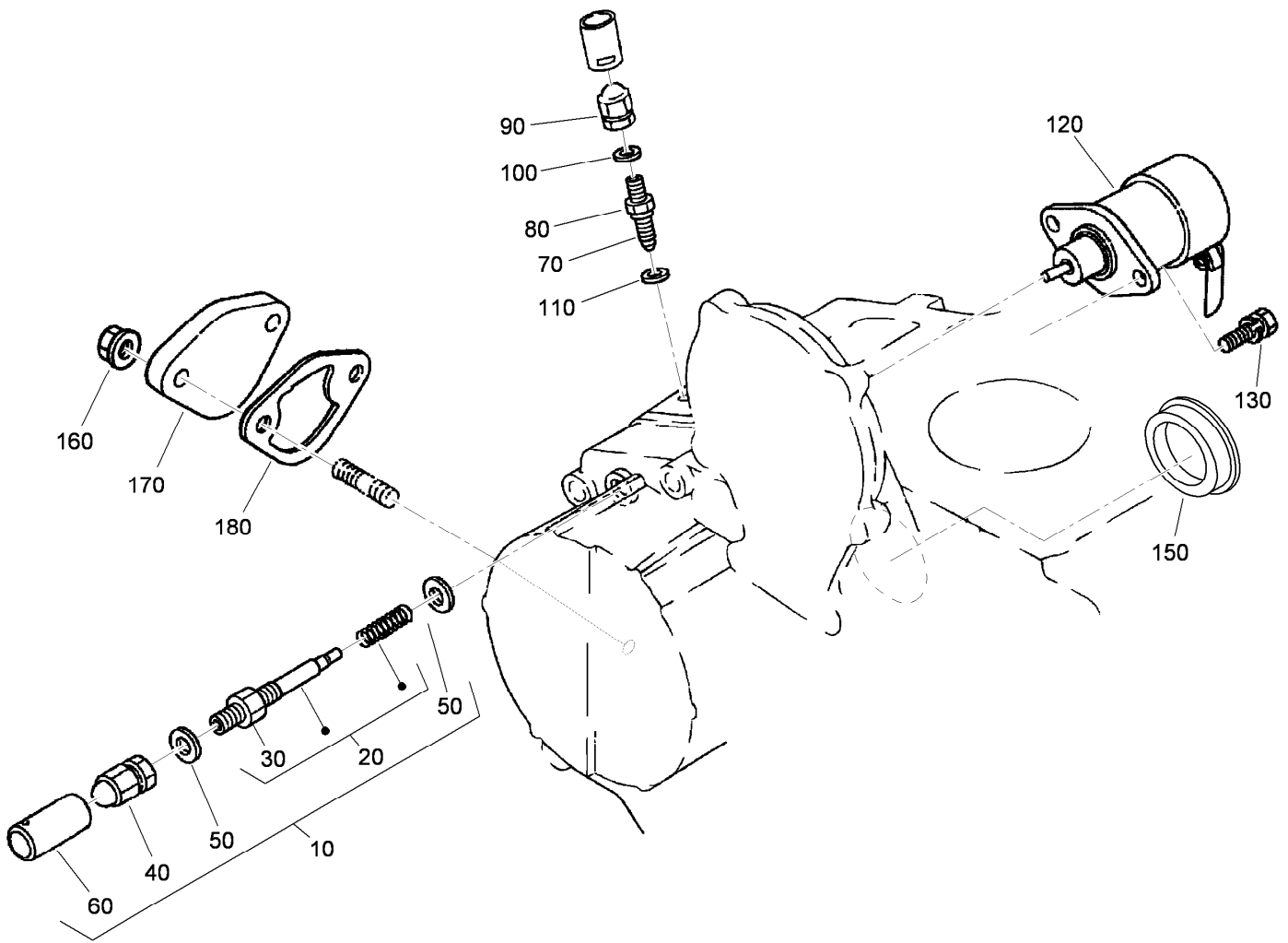
<i>Ref.</i>	<i>Part Number</i>	<i>Qty.</i>	<i>Description</i>
10	105-3721	1	Flywheel ASM
20	115-3015	1	Gear-Ring
30	98-9537	6	Bolt-Flywheel
40	98-9486	1	Plate-End, Rear
50	98-9392	8	Bolt



Fuel Camshaft and Governor Shaft Assembly

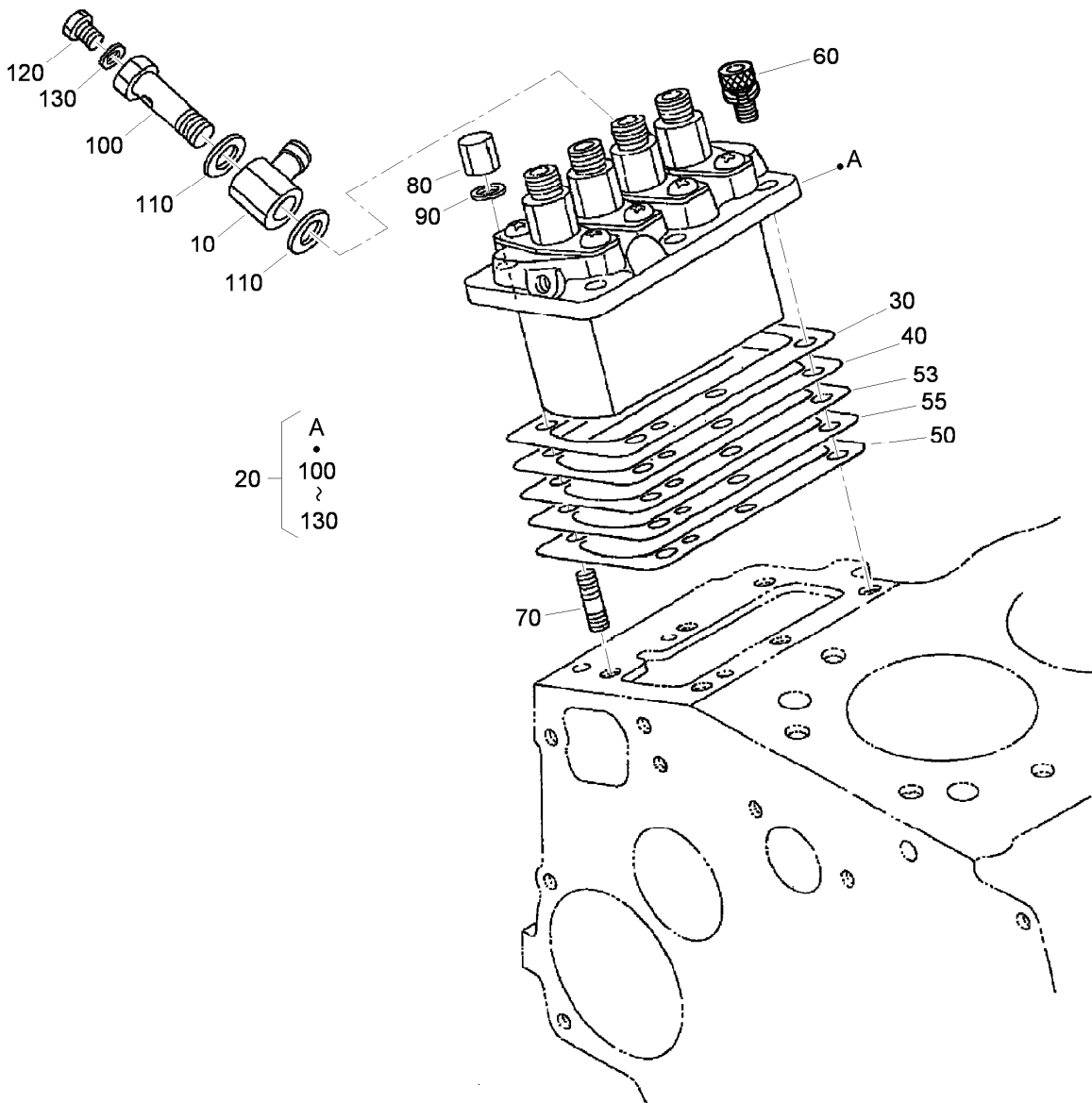
<i>Ref.</i>	<i>Part Number</i>	<i>Qty.</i>	<i>Description</i>
10	105-3723	1	Camshaft-Fuel
20	107-9077	1	Bearing-Ball
30	107-9078	1	Bearing-Ball
50	120-2562	1	Gear-Pump, Injection
60	98-9590	1	Nut-Cap
70	98-9595	1	Key-Woodruff
80	98-9511	1	Stopper-Fuel, Camshaft
90	98-7692	2	Bolt
100	105-3724	1	Governor Shaft ASM
110	105-3725	1	Shaft, Governor
120	98-9562	1	Holder-Gear, Governor

<i>Ref.</i>	<i>Part Number</i>	<i>Qty.</i>	<i>Description</i>
130	98-9673	1	Gear-Governor
140	98-9561	1	Holder-Weight, Governor
150	98-9559	2	Governor Weight ASM
160	98-9560	2	Shaft-Weight, Governor
170	98-9692	2	Roller
180	98-9563	1	Sleeve-Governor
190	98-9564	1	Washer-Thrust
200	107-9079	1	Bearing-Ball
210	98-9657	1	Circlip-Shaft, Governor
220	98-9565	1	Screw-Set



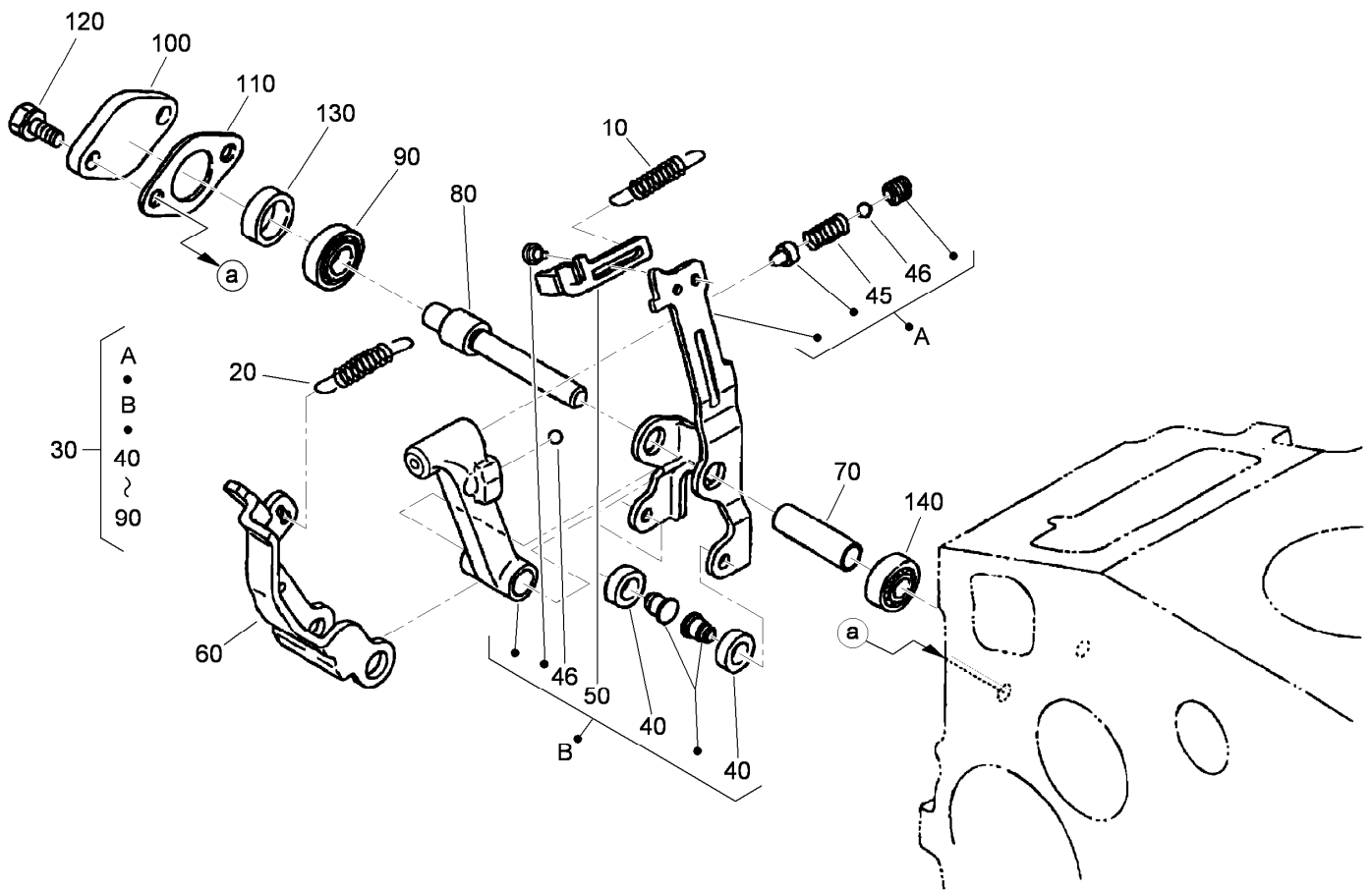
Idle Apparatus Assembly

<i>Ref.</i>	<i>Part Number</i>	<i>Qty.</i>	<i>Description</i>	<i>Ref.</i>	<i>Part Number</i>	<i>Qty.</i>	<i>Description</i>
10	98-9678	1	Idle Apparatus ASM	100	98-7654	1	Gasket
20	112-7014	1	Adjusting Bolt ASM	110	107-9081	1	Gasket
30	98-9439	1	Nut	120	104-5155	1	Solenoid-Stop
40	112-0181	1	Nut	130	115-3039	2	Bolt-HSH
50	98-7654	2	Gasket	150	112-7016	1	Cover-Pump
60	98-7656	1	Cap	160	100-2203	2	Nut-Flange
70	112-7015	1	Bolt-Adjusting	170	99-3514	1	Cover
80	100-2175	1	Nut-Lock	180	98-9636	1	Gasket-Pump, Fuel
90	112-0181	1	Nut				



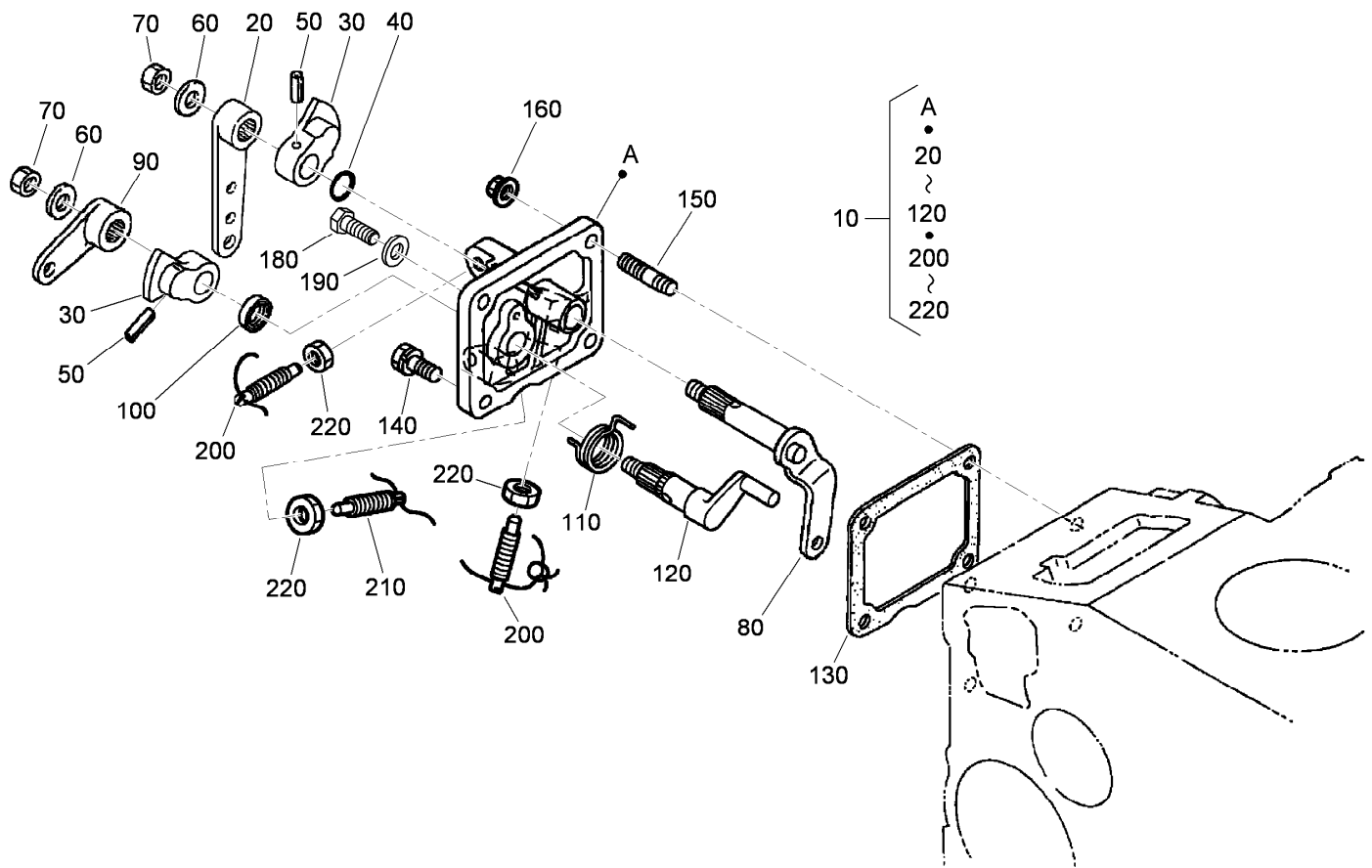
Injection Pump Assembly

Ref.	Part Number	Qty.	Description
10	98-9596	1	Joint-Eye
20	105-3727	1	Injection Pump ASM
30	105-3728	1	Shim-Pump, Injection (.20Mm)
40	105-3729	1	Shim-Pump, Injection (.25Mm)
50	105-3730	1	Shim-Pump, Injection (.30Mm)
53	115-3016	1	Shim-Pump, Injection (.350Mm)
55	115-3017	1	Shim-Pump, Injection (.175Mm)
60	117-7564	3	Bolt-Hex Soc HD
70	98-9438	3	Stud
80	98-9440	3	Nut-Cap
90	98-7699	6	Washer-Spring
100	98-9464	1	Bolt-Joint
110	98-9445	2	Gasket
120	98-9430	1	Screw
130	98-9446	1	Gasket



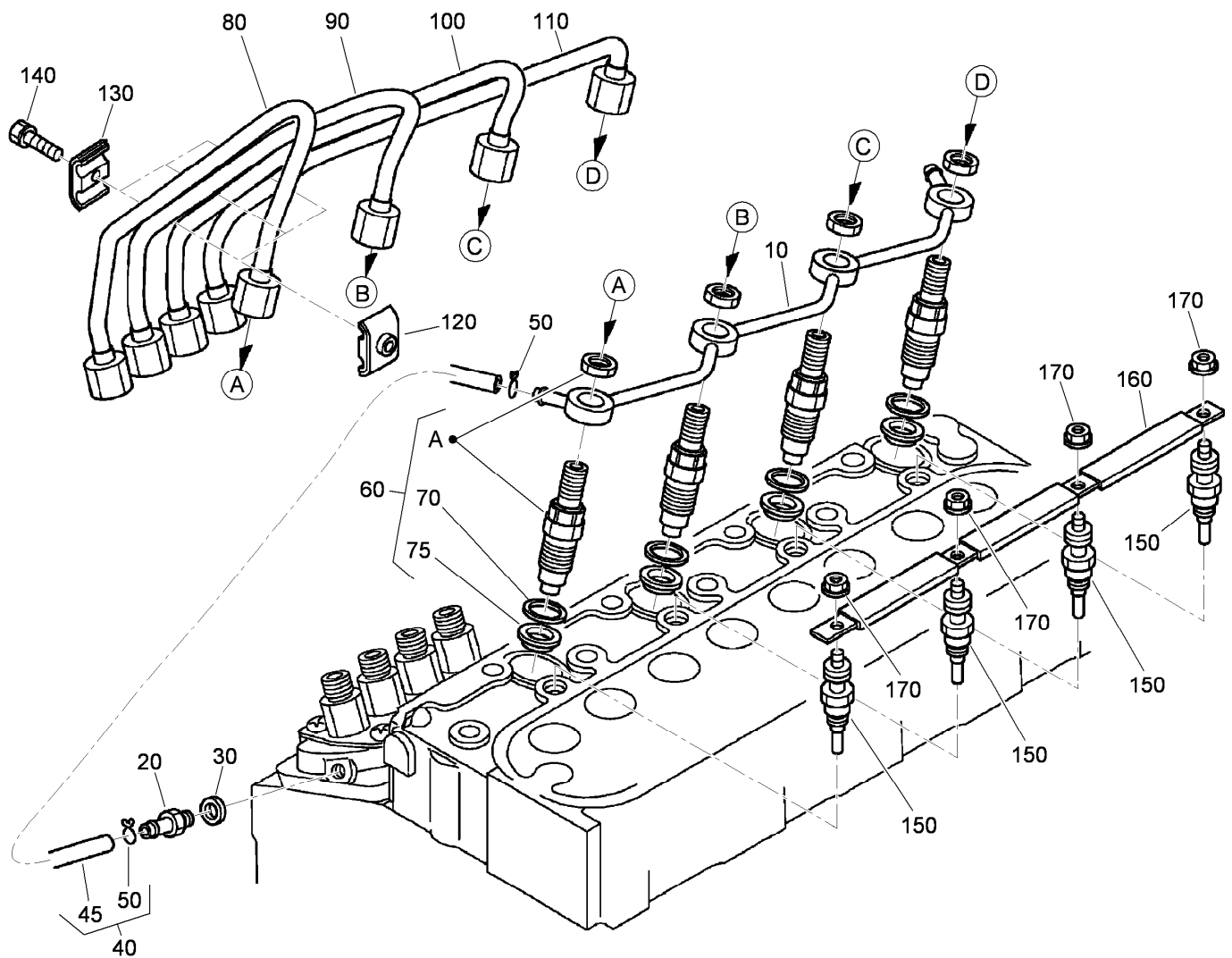
Governor Assembly

<i>Ref.</i>	<i>Part Number</i>	<i>Qty.</i>	<i>Description</i>	<i>Ref.</i>	<i>Part Number</i>	<i>Qty.</i>	<i>Description</i>
10	105-3741	1	Spring-Start	70	107-9085	1	Shaft-Lever, Fork
20	98-9681	1	Spring-Governor	80	107-9086	1	Shaft-Lever, Fork
30	115-4502	1	Fork Lever ASM	90	98-9570	1	Bearing-Miniaturize
40	98-9692	2	Roller	100	115-4122	1	Cover-Shaft, Fork Lever
45	108-2867	1	Spring	110	98-9682	1	Gasket
46	98-7580	2	Ball	120	98-9350	2	Bolt
50	107-9083	1	Lever-Thrust	130	98-9567	1	Collar
60	107-9084	1	Lever-Fork	140	98-9571	1	Bearing-Miniaturize



Speed Control Plate Assembly

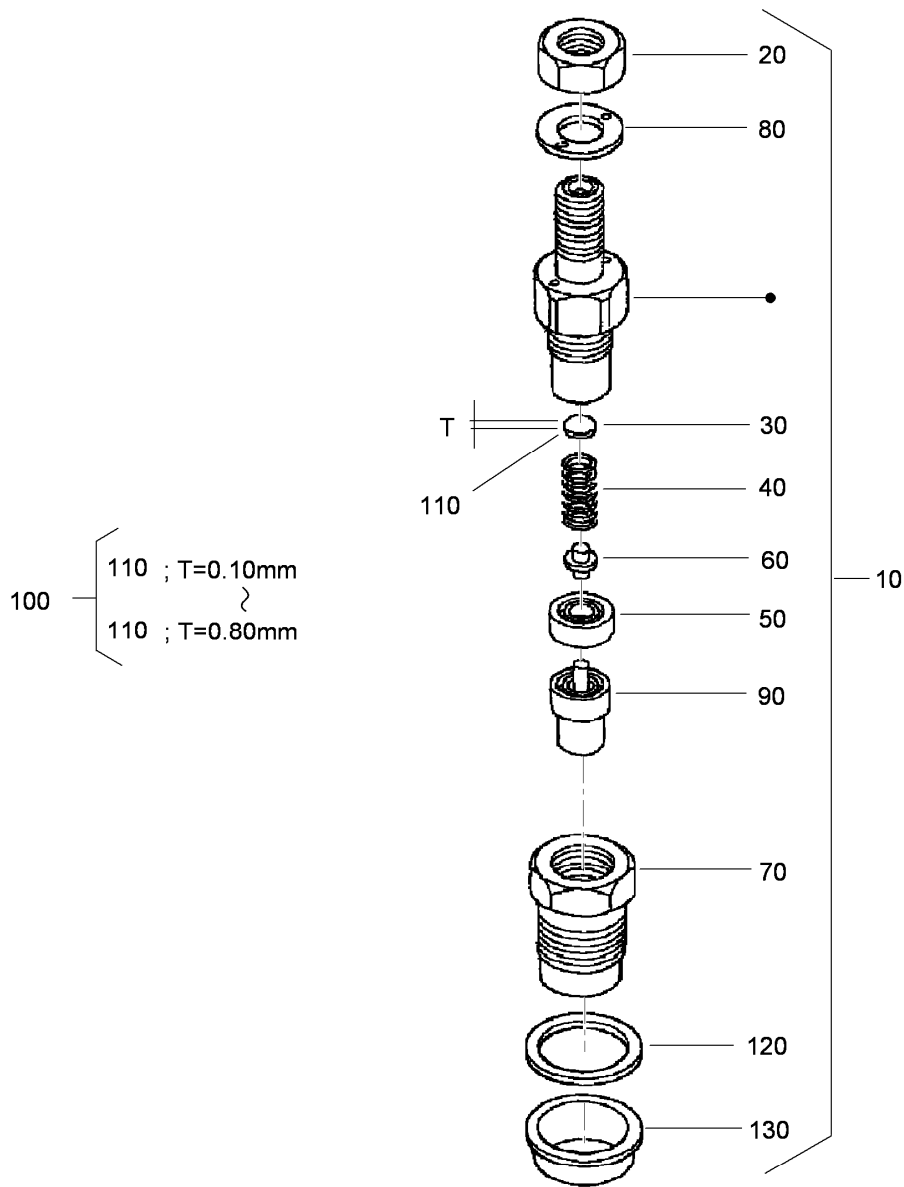
<i>Ref.</i>	<i>Part Number</i>	<i>Qty.</i>	<i>Description</i>	<i>Ref.</i>	<i>Part Number</i>	<i>Qty.</i>	<i>Description</i>
10	105-3735	1	Control Plate ASM	120	98-9664	1	Shaft-Lever, Stop
20	98-9662	1	Lever-Control, Speed	130	98-9637	1	Gasket
30	98-9572	2	Lever-Control, Speed	140	98-7692	1	Bolt
40	105-3788	1	O-Ring	150	105-3710	1	Stud
50	98-7602	2	Pin-Spring	160	98-7572	2	Nut
60	98-9594	2	Washer-Plain	180	99-8348	2	Bolt
70	98-9589	2	Nut	190	98-7654	2	Gasket
80	98-9658	1	Governor Lever ASM	200	117-7565	2	Bolt-Adjusting
90	98-9663	1	Lever-Stop, Engine	210	117-7566	1	Bolt-Adjusting
100	98-7601	1	Seal-Oil	220	98-7572	3	Nut
110	98-9472	1	Spring-Return				



Nozzle Holder and Glow Plug Assembly

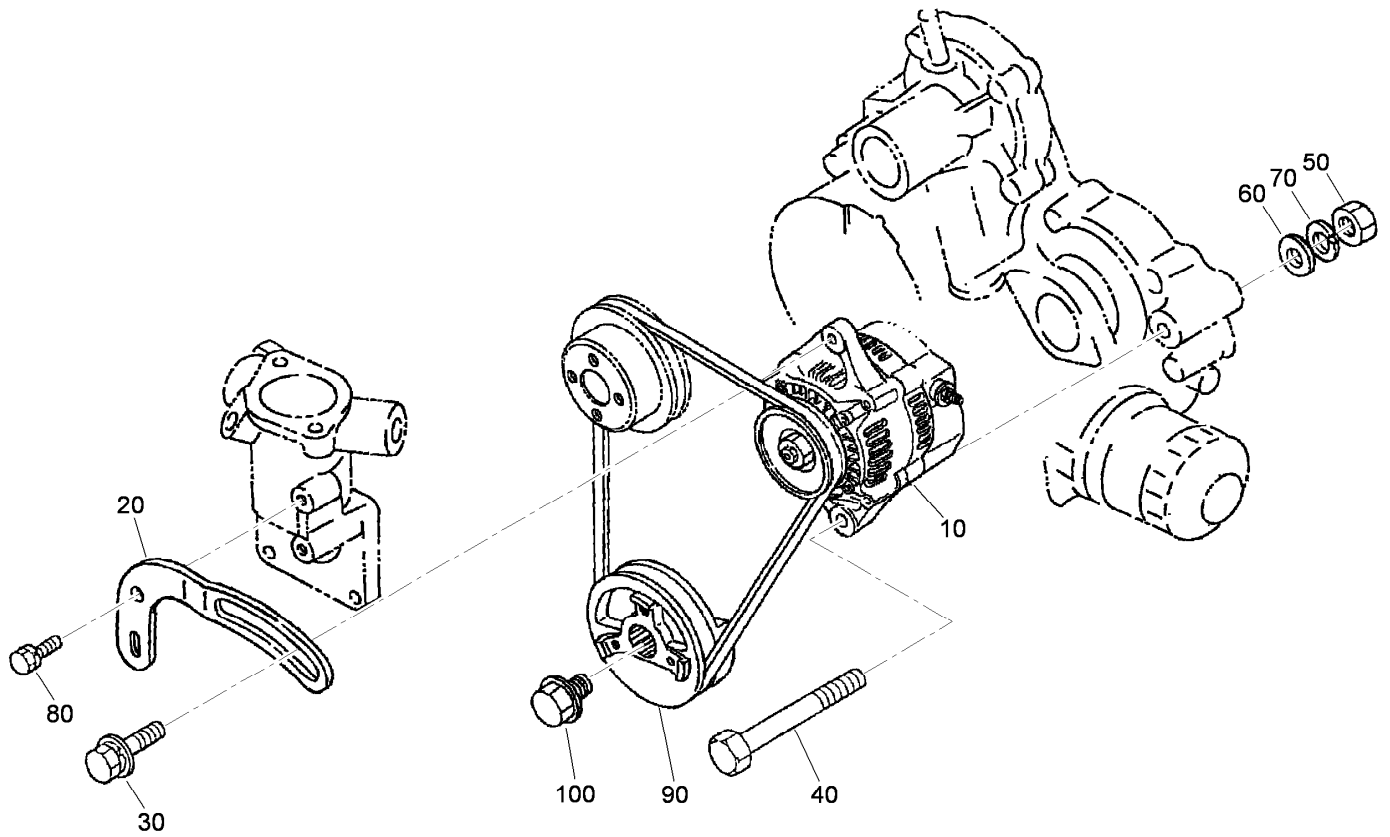
Ref.	Part Number	Qty.	Description
10	105-3737	1	Over Flow Pipe ASM
20	98-9431	1	Screw-Bleeder, Air
30	98-7654	1	Gasket
40	98-9420	1	Overflow Pipe ASM
45	112-0182	1	Pipe-Overflow
50	98-7671	2	Clip-Pipe
60	115-3018	4	Nozzle Holder Kit
70	98-7676	4	Gasket
75	98-7677	4	Seal-Heat
80	98-9653	1	Pipe-Injection

Ref.	Part Number	Qty.	Description
90	98-9654	1	Pipe-Injection
100	98-9655	1	Pipe-Injection
110	105-3738	1	Pipe-Injection
120	98-7682	3	Clamp-Pipe
130	98-7683	3	Clamp-Pipe
140	98-7684	3	Screw (W/Washer)
150	115-3019	4	Plug-Glow
160	105-3739	1	Cord-Plug, Glow
170	99-8377	4	Nut-Flange



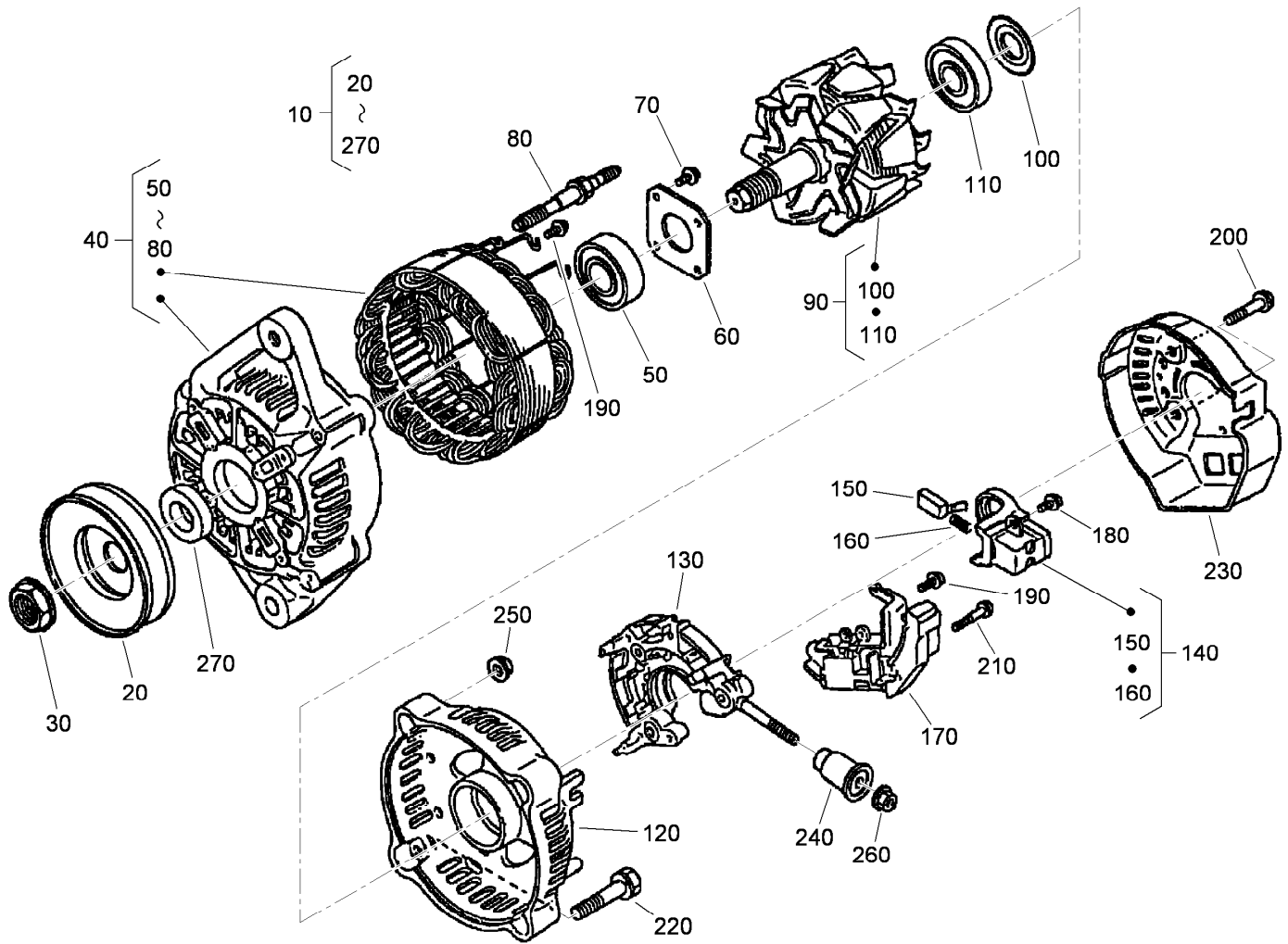
Nozzle Holder Component Assembly

Ref.	Part Number	Qty.	Description	Ref.	Part Number	Qty.	Description
10	115-3018	4	Nozzle Holder Kit	110	99-8311	4	Washer-Adjust (0.20Mm)
20	99-8301	4	Nut	110	99-8312	4	Washer-Adjust (0.30Mm)
30	99-8302	4	Washer-Adjusting	110	99-8313	4	Washer-Adjust (0.40Mm)
40	99-8303	4	Spring-Nozzle	110	99-8314	4	Washer-Adjust (0.50Mm)
50	99-8304	4	Spacer-Distance	110	99-8315	4	Washer-Adjust (0.52Mm)
60	99-8305	4	Rod-Push	110	99-8316	4	Washer-Adjust (0.54Mm)
70	99-8306	4	Nut-Nozzle	110	99-8317	4	Washer-Adjust (0.56Mm)
80	99-8307	4	Washer-Plain	110	99-8318	4	Washer-Adjust (0.58Mm)
90	115-3020	4	Piece-Nozzle	110	99-8319	4	Washer-Adjust (0.80Mm)
100	99-8309	4	Adjusting Washer ASM	120	98-7676	4	Gasket
110	99-8310	4	Washer-Adjust (0.10Mm)	130	98-7677	4	Seal-Heat



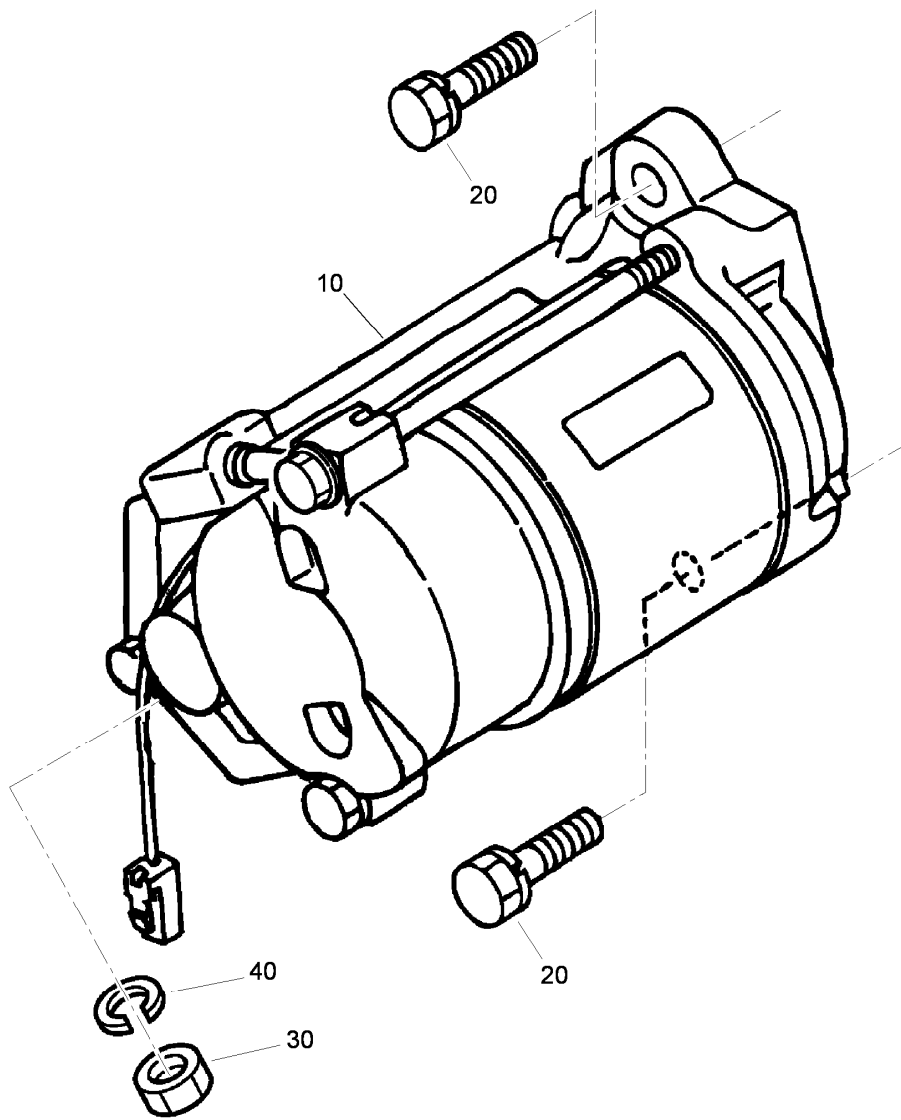
Alternator and Pulley Assembly

Ref.	Part Number	Qty.	Description
10	117-5541	1	Alternator ASM
20	117-5542	1	Bracket
30	108-7088	1	Bolt
40	98-9360	1	Bolt
50	98-7737	1	Nut
60	98-7696	1	Washer-Plain
70	98-7738	1	Washer-Spring
80	98-7692	1	Bolt
90	105-3745	1	Pulley-Drive, Fan
100	98-9585	1	Bolt



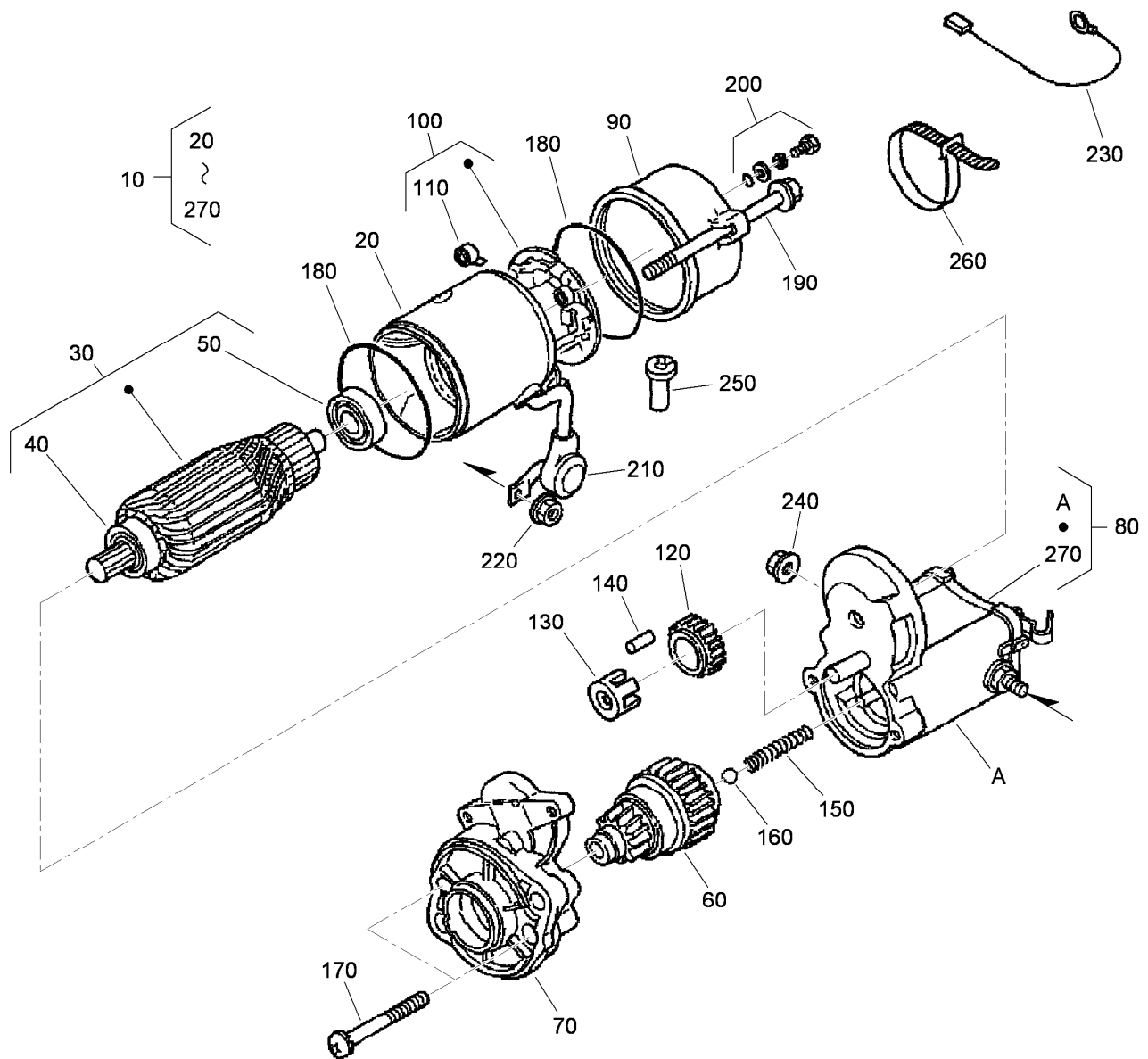
Alternator Components

<i>Ref.</i>	<i>Part Number</i>	<i>Qty.</i>	<i>Description</i>	<i>Ref.</i>	<i>Part Number</i>	<i>Qty.</i>	<i>Description</i>
10	117-5541	1	Alternator ASM	150	98-7724	2	Brush
20	98-9453	1	Pulley-Dynamo	160	98-7725	2	Spring-Brush
30	98-7708	1	Nut	170	117-0319	1	Regulator ASM
40	117-0316	1	Drive End Frame ASM	180	98-7728	1	Screw-Head, Round
50	107-0137	1	Bearing-Ball	190	98-7727	6	Screw-Head, Round
60	98-7715	1	Plate-Retainer	200	98-7729	3	Bolt
70	98-7716	4	Screw-Head, Round	210	98-7726	2	Screw-Head, Round
80	98-7717	2	Bolt-Through	220	98-7731	2	Bolt
90	117-0317	1	Rotor ASM	230	117-0320	1	Cover-End
100	98-7711	1	Cover-Bearing	240	117-0321	1	Insulation-Brush
110	107-0138	1	Bearing-Ball	250	98-7730	2	Nut
120	117-0318	1	Frame-End	260	98-7732	1	Nut
130	117-0322	1	Holder	270	98-7709	1	Collar
140	107-0141	1	Brush Holder ASM				



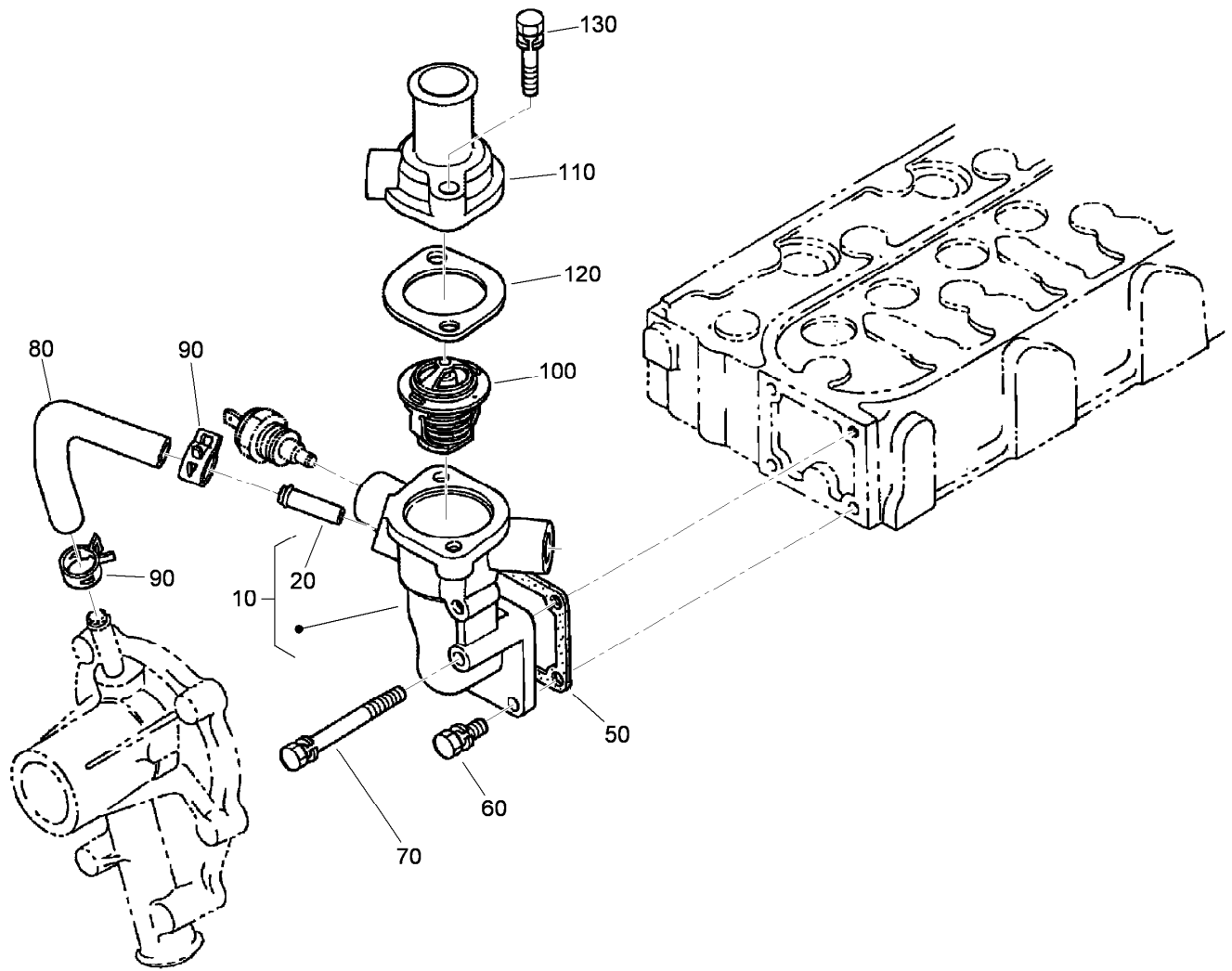
Starter Assembly

<i>Ref.</i>	<i>Part Number</i>	<i>Qty.</i>	<i>Description</i>
10	98-9705	1	Starter ASM
20	98-7697	2	Bolt
30	98-7739	1	Nut
40	105-2893	1	Washer-Spring



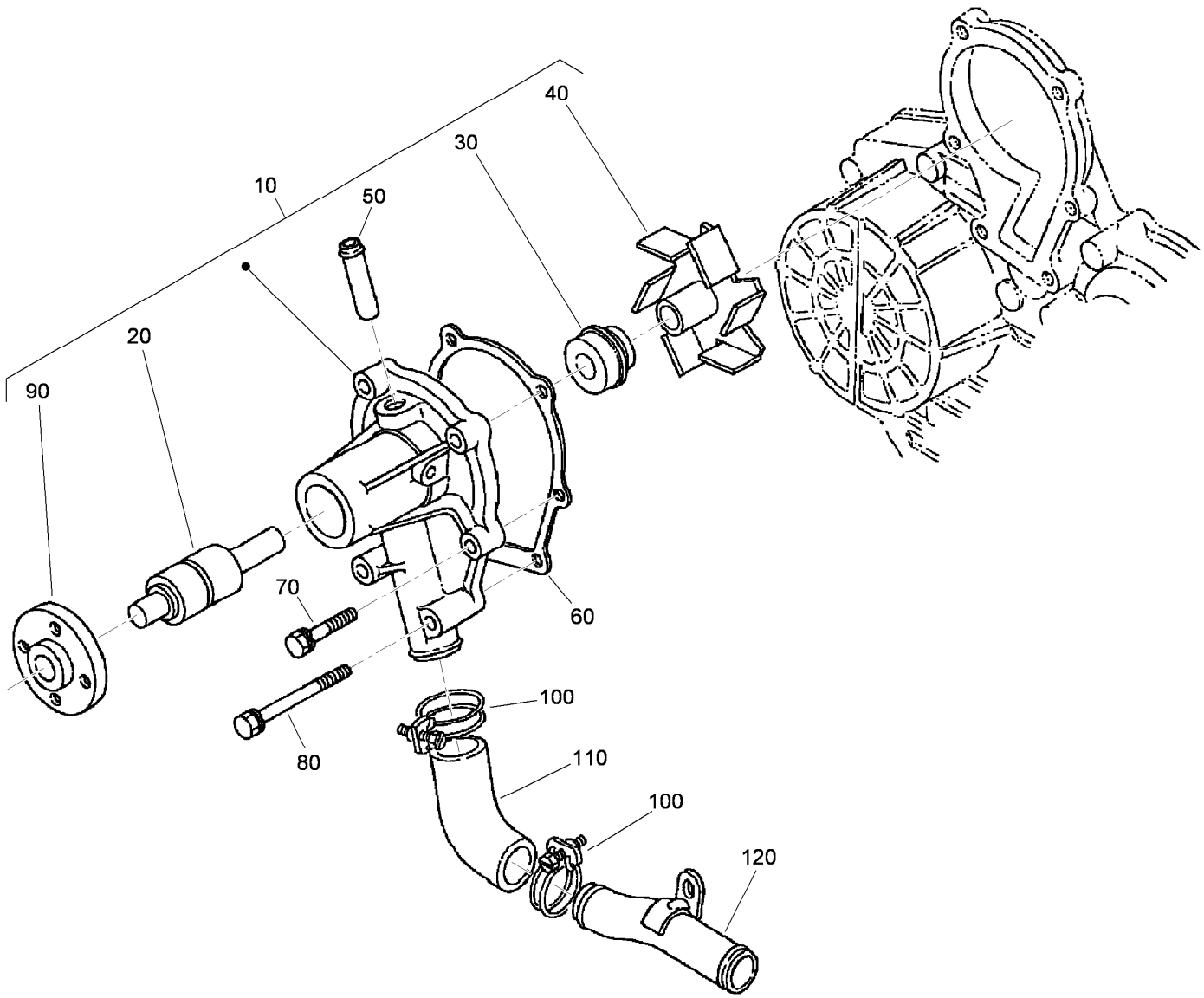
Starter (Component Part) Assembly

Ref.	Part Number	Qty.	Description	Ref.	Part Number	Qty.	Description
10	98-9705	1	Starter ASM	150	98-7754	1	Spring
20	104-8608	1	Yoke ASM	160	98-7755	1	Ball
30	98-7742	1	Armature ASM	170	98-7756	2	Bolt
40	98-7744	1	Bearing	180	98-7757	2	O-Ring
50	98-7743	1	Bearing	190	100-9240	2	Bolt
60	99-8373	1	Clutch-Running, Over	200	98-7758	2	Bolt ASM
70	99-8374	1	Frame-End, Drive	210	99-8375	1	Cover
80	105-3746	1	Magnetic Switch ASM	220	99-8371	1	Nut-Hex
90	98-7748	1	Frame-End	230	98-9711	1	Cord-Solenoid, Stop
100	98-7749	1	Brush Holder ASM	240	99-8376	1	Nut-Hex
110	98-7750	4	Spring-Brush	250	98-7759	1	Pipe-Drain
120	98-7751	1	Gear	260	98-9712	1	Band-Cover
130	98-7752	1	Retainer	270	105-2886	1	Cover ASM
140	98-7753	5	Roller				



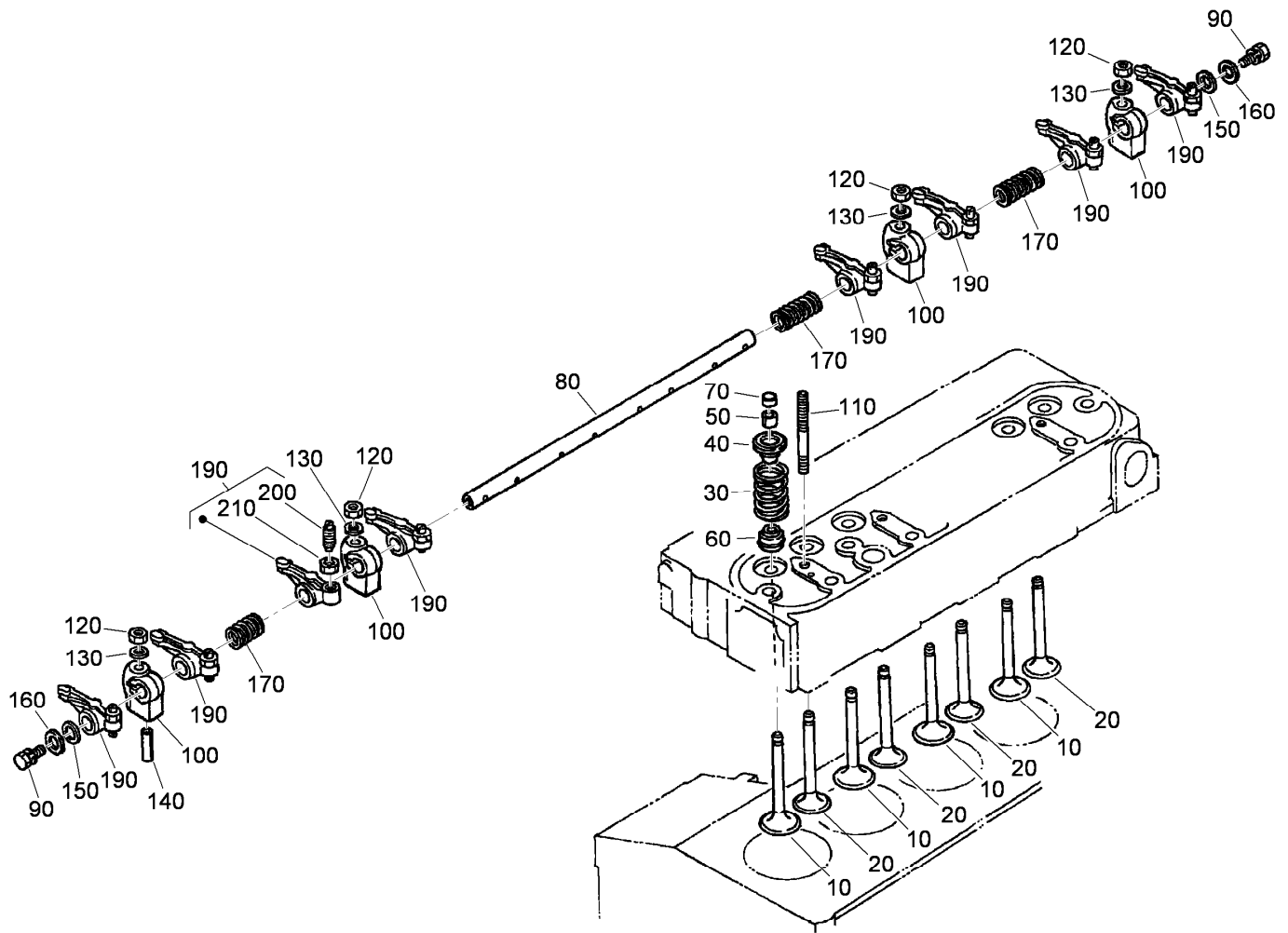
Water Flange Assembly

Ref.	Part Number	Qty.	Description
10	98-9713	1	Water Flange ASM
20	98-9580	1	Pipe-Return, Water
50	98-9638	1	Gasket-Flange, Water
60	98-7692	3	Bolt
70	98-9356	1	Bolt
80	98-9578	1	Pipe-Return, Water
90	98-9579	2	Band-Pipe
100	98-7778	1	Thermostat ASM
110	98-9471	1	Cover-Thermostat
120	105-3748	1	Gasket-Thermostat
130	98-7777	2	Bolt



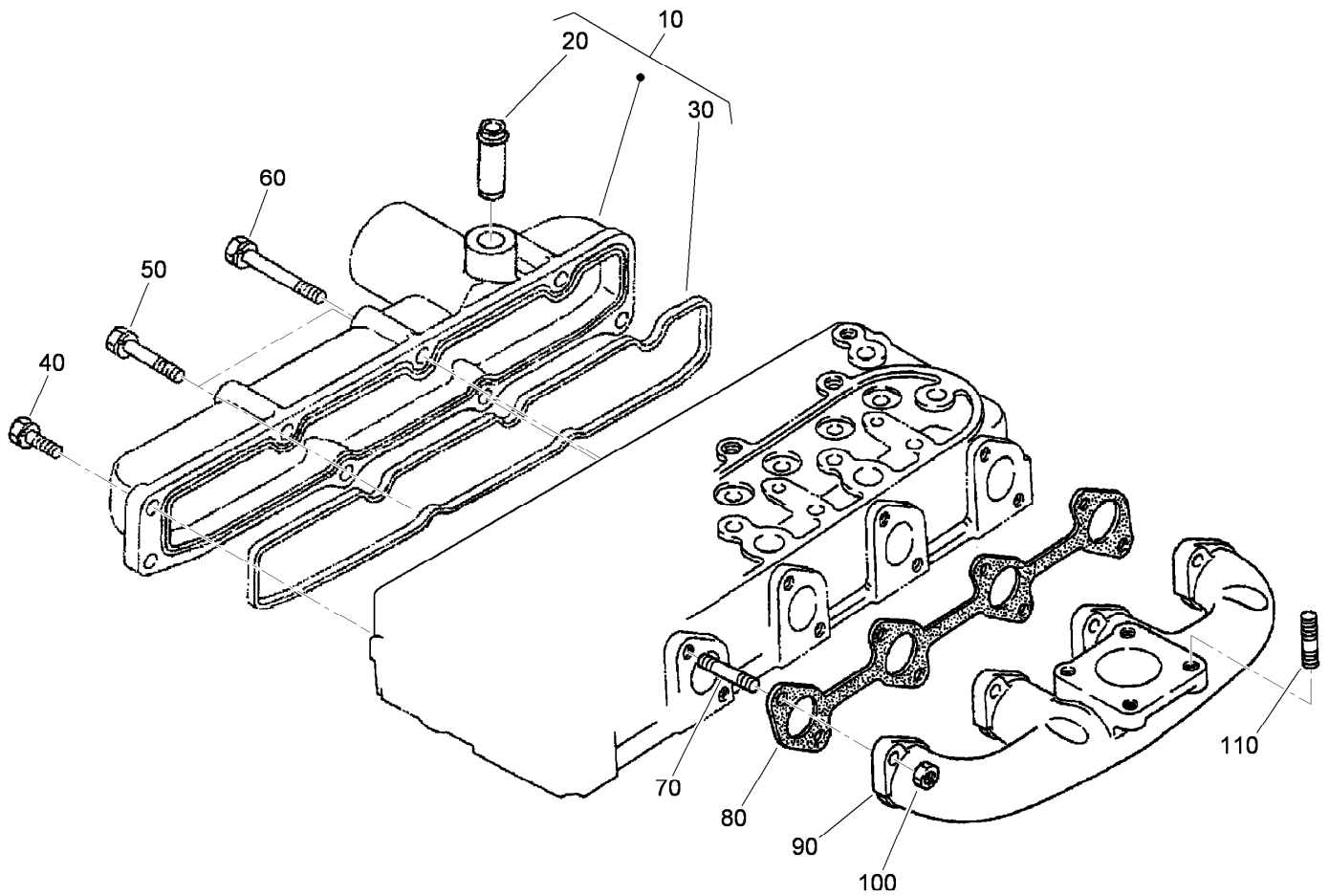
Water Pump Assembly

<i>Ref.</i>	<i>Part Number</i>	<i>Qty.</i>	<i>Description</i>
10	107-9089	1	Water Pump ASM
20	99-3517	1	Bearing-Pump, Water
30	105-3750	1	Mechanical Seal ASM
40	112-7017	1	Impeller-Pump, Water
50	100-1932	1	Pipe-Return, Water
60	99-3454	1	Gasket-Pump, Water
70	98-9353	4	Bolt
80	107-9090	2	Bolt
90	99-3516	1	Flange-Pump, Water
100	98-9717	2	Clamp
110	107-9091	1	Pipe-Water
120	98-9716	1	Pipe-Water



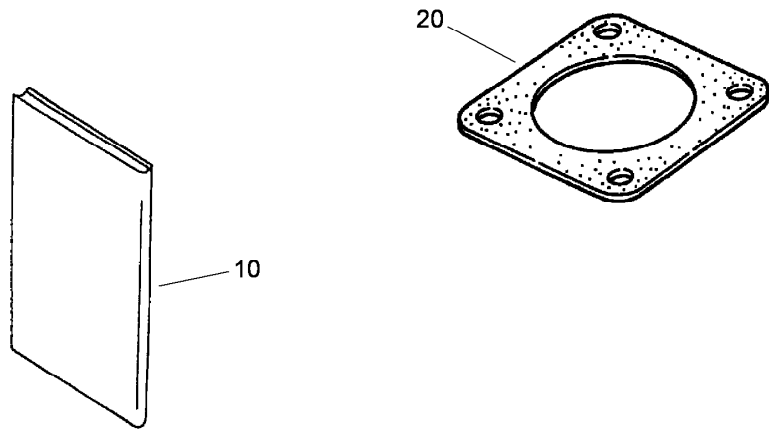
Valve and Rocker Arm Assembly

<i>Ref.</i>	<i>Part Number</i>	<i>Qty.</i>	<i>Description</i>	<i>Ref.</i>	<i>Part Number</i>	<i>Qty.</i>	<i>Description</i>
10	120-2563	4	Valve-Inlet	110	98-9506	4	Stud
20	120-2564	4	Valve-Exhaust	120	98-9393	4	Nut
30	98-9648	8	Spring-Valve	130	98-9385	4	Washer-Flat
40	107-9092	8	Retainer-Spring	140	105-3758	1	Pin-Spring
50	117-7572	8	Collet-Spring, Valve	150	98-9507	2	Washer-Shaft, R-Arm
60	99-8385	8	Seal-Stem, Valve	160	110-3832	2	Washer-Plain
70	98-9497	8	Cap-Valve	170	98-9504	2	Spring-Arm, Rocker
80	105-3790	1	R-Arm Shaft ASM	190	112-7020	8	Rocker Arm ASM
90	100-9265	2	Bolt	200	98-9502	8	Screw-Adjusting
100	98-9505	4	Bracket-Arm, Rocker	210	98-9503	8	Nut



Intake and Exhaust Manifold Assembly

<i>Ref.</i>	<i>Part Number</i>	<i>Qty.</i>	<i>Description</i>
10	108-2874	1	Intake Manifold ASM
20	98-9492	1	Joint-Pipe, Breather
30	105-3760	1	Gasket-Manifold, Inlet
40	98-7605	3	Bolt
50	98-9353	2	Bolt
60	105-3797	3	Bolt
70	98-9588	8	Stud
80	105-3765	1	Gasket-Ex-Manifold
90	112-0187	1	Manifold-Exhaust
100	98-9665	8	Nut
110	98-7769	4	Stud



Muffler Gasket and Operator Manual

<i>Ref.</i>	<i>Part Number</i>	<i>Qty.</i>	<i>Description</i>
10	117-8836	1	Manual-Operator, Kubota
20	99-8343	1	Gasket-Muffler

Attachments and Accessories

For 30534 Groundsmaster 360 2-Wheel Drive Multi-Purpose Machine

Product Name	Model/Part
Blade-Belt Kit, 72 Inch Side Discharge Only	105-7272
Green Diesel Cap	107-2172
Premium Engine Oil, 15w40 (Drum)	108-1181
Premium Engine Oil, 15w40 (Pail)	108-1182
Premium Transmission/Hydraulic Tractor Fluid (Drum)	108-1183
Premium Transmission/Hydraulic Tractor Fluid (Pail)	108-1184
Leaf Mulching Kit	108-5273
Blade-Rotary, Medium Flow (24.5 Inch)	110-0621-03
Blade-Rotary, High Flow (24.5)	110-0622-03
Blade-Rotary, Atomic (24.5)	110-0624-03
5 Inch Air Cleaner Safety Element	114-4057
Slow Moving Vehicle Sign Kit	115-0014
Electrical Accessory Kit	115-0019
Hourmeter, Wireless Hourmeter System	115-4754
Spark Arrestor	117-3281
Atomic Blade Kit (3 Blade Pack)	119-8020
High Flow Blade Kit (3 Blade Pack)	119-8021
Beacon Kit	120-0256
Vinyl Backrest Extension Kit	120-0583
400-hour Filter Maintenance Kit	30052
Differential Lock (2 Wheel Drive)	30508
Grammer Seat with Air Ride Suspension	30511
Road Homologation Light Kit, Non-Cab Unit (Europe)	30512
Road Light Kit, Non Cab Unit (North America)	30513
Speed Reduction Kit	30547
Locking Latch	98-9315



Count on it.