



Count on it.

Parts Catalog

**Workman® 3200 Utility Vehicle
with Bed**

Model No. 07361TC—Serial No. 280000001 and Up

Ordering Replacement Parts

To order replacement parts, please supply the part number, the quantity, and the description of each part desired.

Understanding Reference Numbers

Each identified part in an illustration has a reference number. The reference number for a part also appears in the parts list, along with other information about the part.

This catalog uses two special reference number formats, one to indicate parts in a service assembly and another to indicate the quantity of a given part in an illustration.

Service Assembly Reference Numbers

Parts in service assemblies have reference numbers in the form a:b. The a represents the reference number of the entire service assembly and the b represents a sequential number unique to each part within the service assembly.

For example, a wheel assembly might be identified by reference number 6, the tire by 6:1, the valve by 6:2, and the wheel by 6:3. When you order the assembly identified by reference number 6, you receive all parts identified by reference numbers 6:1, 6:2, and 6:3. However, you may also order any part individually. Reference numbers of this type appear in illustration and in parts lists.

Reference Numbers Indicating Quantity

In an illustration, if a reference number indicates more than one part, the reference number has the form nX y. The n represents the quantity of the part, the X is the multiplication symbol, and the y represents the reference number.

For example, in an illustration, the reference number 2X 37 means that two of the parts identified by reference number 37 are indicated.

List of Abbreviations

AR: as required

ASM: assembly

BBC: blade brake control

BHTF: button head thread forming

CARR: carriage

CCW: counter clockwise

CW: clockwise

DEG: degrees

DPA: Dual Point Adjustment

ECM: electronic control module

EXT: external

FH: flat head

GA: gauge

HD: heavy-duty

HF: hex flange

HH: hex head

HHF: hex head flange

HHFTF: hex head flange thread forming

HJ: hex jam

HLH: hex lag head

HOC: height-of-cut

HSBH: hex socket button head

HSFH: hex socket flat head

HSH: hex socket head

HWH: hex washer head

HWTF: hex washer head thread forming

HYD: hydraulic

LH: left hand

LP: Liquid Propane

NI: nylon insert

NPTF: national pipe thread fine

PFH: phillips flat head

PPH: phillips pan head

PPHTF: phillips pan head thread forming

PRH: phillips round head

PTH: phillips truss head

PTO: power-take-off

RH: right hand

ROPS: roll-over protection system

RRB: rear roller brush

SFH: slotted fillister head

SHH: slotted hex head

SHWH: slotted hex washer head

SPH: slotted pan head

SQH: square head

SRH: slotted round head

STD: standard

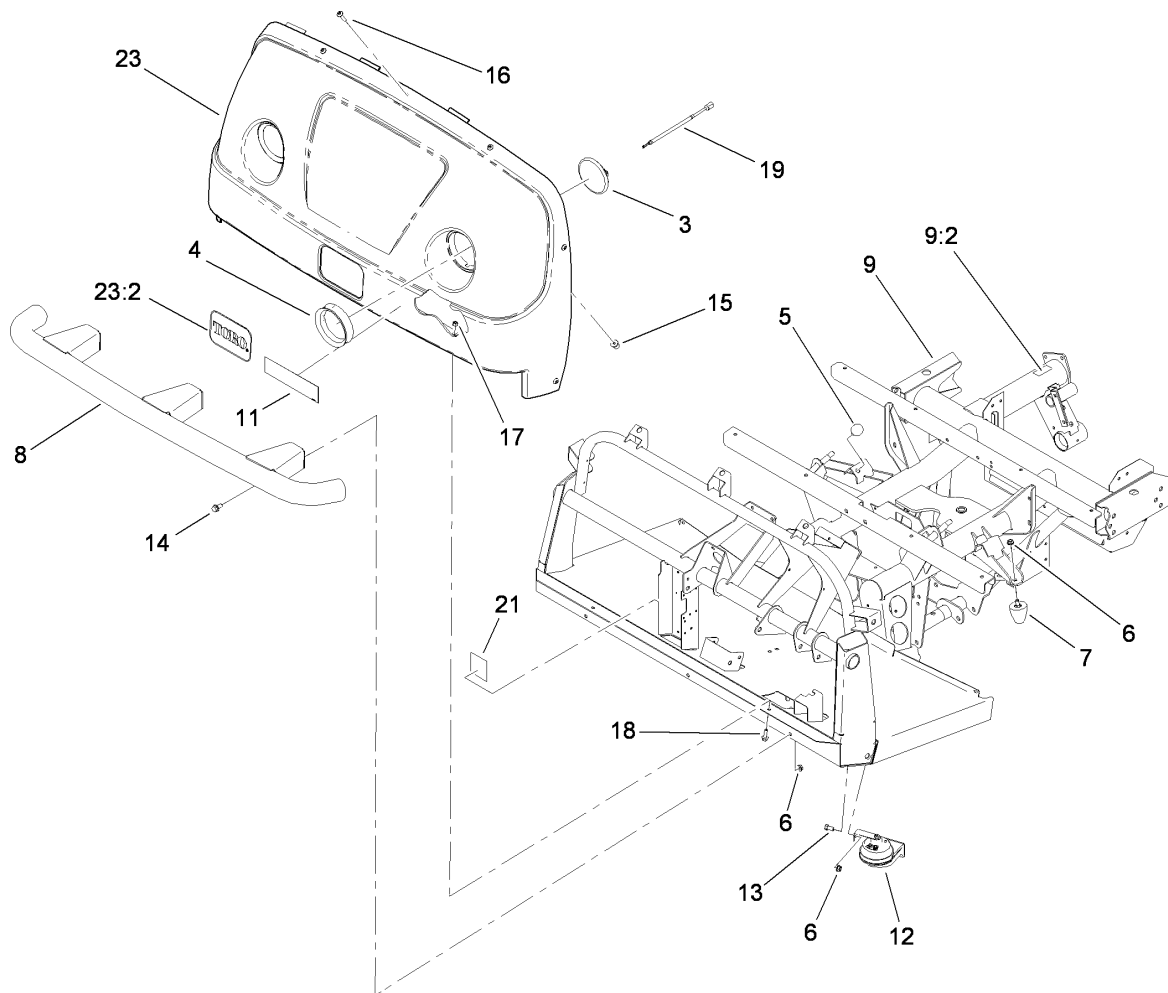
TAP: self tapping

TTH: torx truss head

Contents

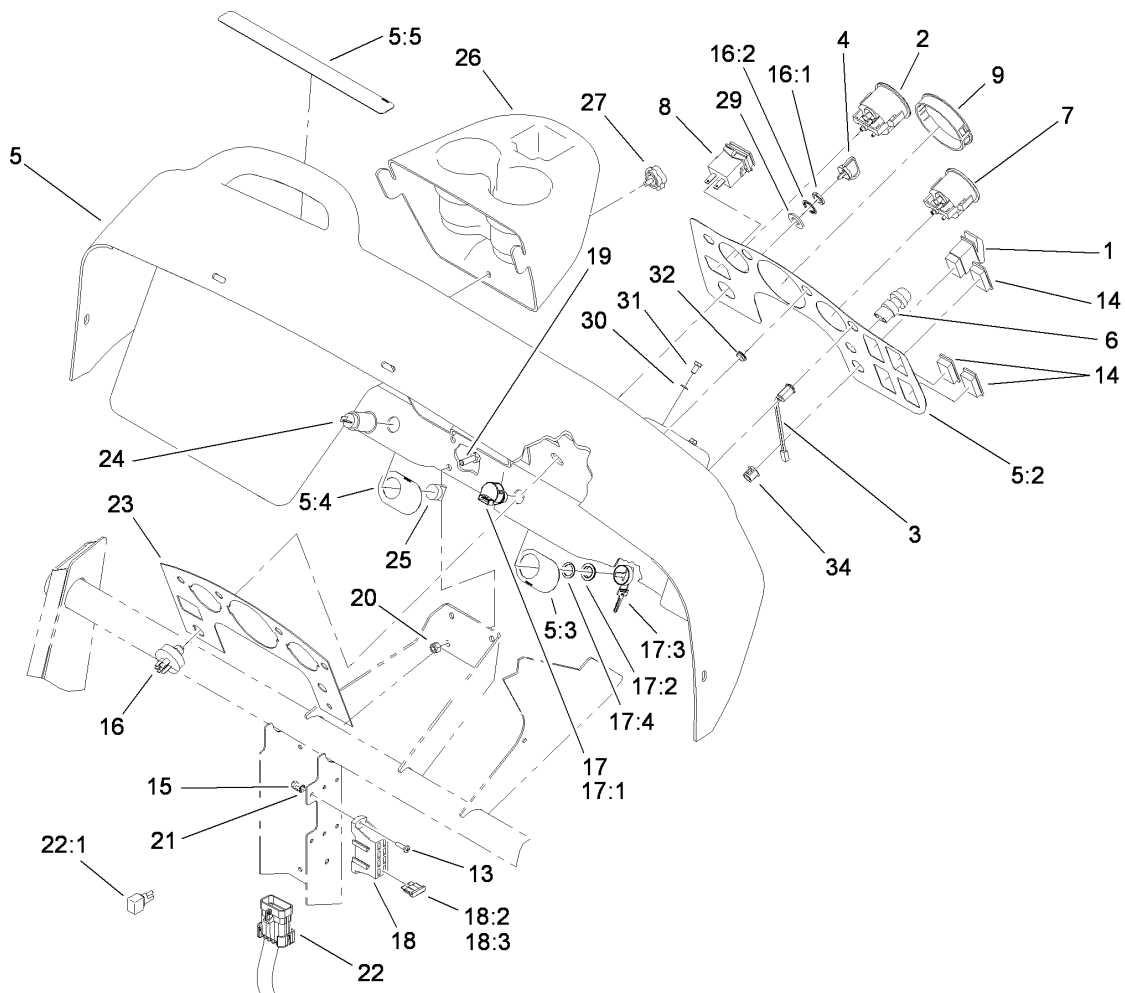
Hood and Bumper Assembly	5
Dash Panel Assembly	6
Steering Assembly	7
Steering Pump Assembly No. 106-6726	9
Hydraulic Cylinder Assembly No. 106-2262	10
Brake Accelerator and Clutch Assembly	11
Master Cylinder Assembly No. 104-6782	12
Hydraulic Brake Assembly	13
Clutch Linkage Assembly	14
Shroud and Seat Assembly	15
LH Seat Assembly	16
RH Seat Assembly	17
Roll-Over Protection System Assembly	18
Front Wheel Assembly	19
RH Front Brake Assembly No. 112-7969	20
LH Front Brake Assembly No. 112-7970	21
Console Assembly	22
Shift Assembly No. 106-7887	23
Front Suspension Assembly	24
Front Control Arm Assembly	25
Lift Valve and Hydraulic Assembly	26
Control Valve Assembly No. 43-1950	28
Hydraulic Cylinder Assembly No. 106-7939	29
Hydraulic Gear Pump Assembly No. 112-2983	30
Rear Frame Assembly	31
Rear Axle Assembly	32
LH Rear Brake Assembly No. 112-7961	33
RH Rear Brake Assembly No. 112-7962	34
Driveshaft Assembly No. 98-2918	35
Radiator and Hydraulic Pump Assembly	36
Fan and Hydraulic Pump Drive Assembly	37
Tail Light and Fender Assembly	38
Engine Assembly	39
Engine Support Assembly	40
Transaxle Assembly	41
Case Assembly Transaxle Assembly No. 105-4180	42
Gear Shaft Assembly Transaxle Assembly No. 105-4180	43
Countershaft Assembly Transaxle Assembly No. 105-4180	44
Shift Fork Assembly Transaxle Assembly No. 105-4180	45
Differential Gear Assembly Transaxle Assembly No. 105-4180	46
Hydraulic Filter and Relay Assembly	47
Battery Assembly	48
Fuel Tank and Air Cleaner Assembly	49
Air Cleaner Assembly No. 106-2416	50
Full Bed and Side Panel Assembly	51
Cylinder Assembly	52
Crankshaft Assembly	53
Cylinder Head Assembly	54
Manifold Assembly	55
Carburetor Assembly	56
Cam Shaft Assembly	57
Oil Pan Assembly	58
Gear Cover Assembly	59
Gear Housing Assembly	60

Water Pump Assembly 61
Governor Assembly 62
Alternator Assembly..... 63
Starter Motor Assembly..... 64
Ignition Assembly..... 65
Engine Gasket Set..... 66
Attachments and Accessories 67



Hood and Bumper Assembly

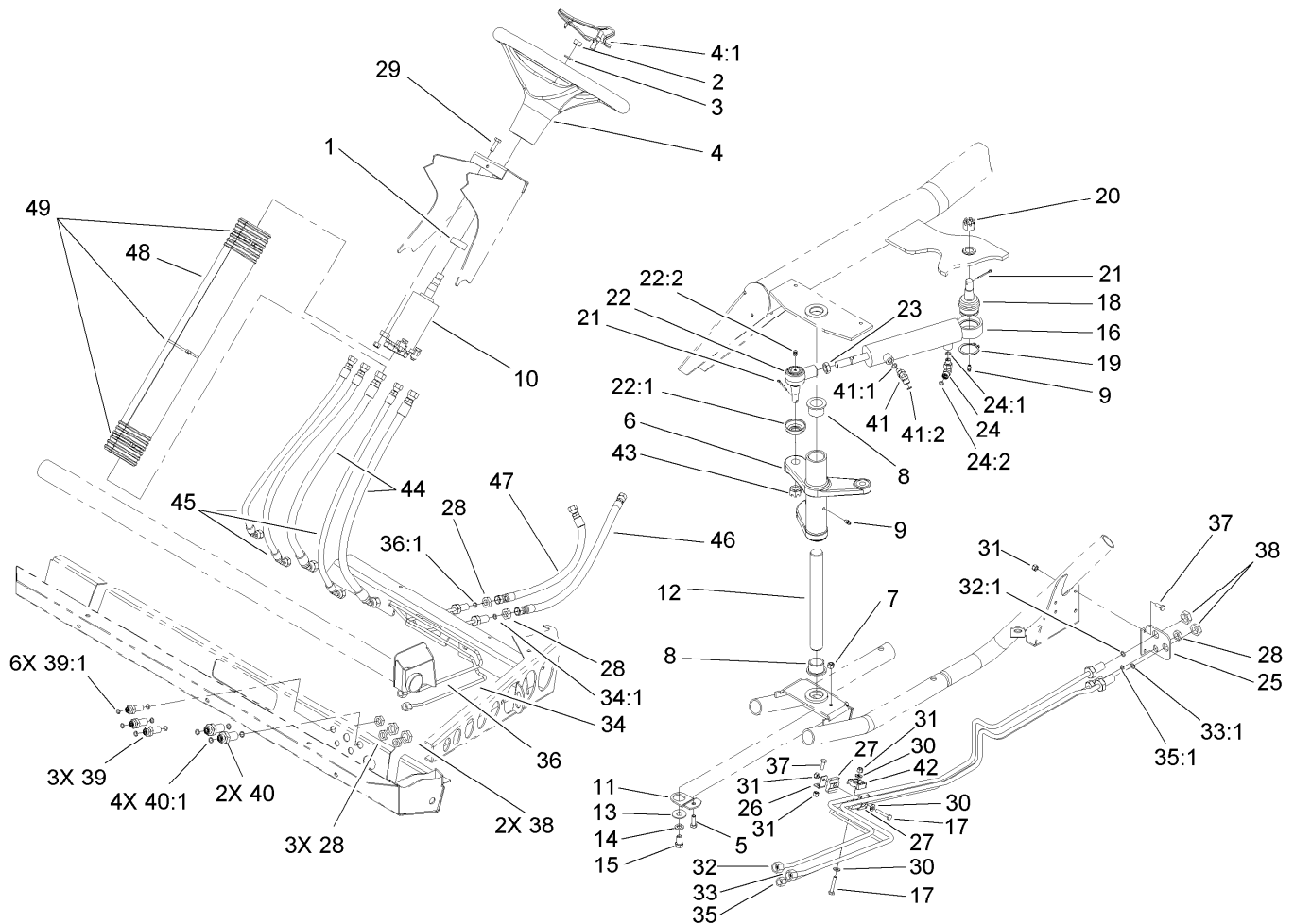
<i>Ref.</i>	<i>Part Number</i>	<i>Qty.</i>	<i>Description</i>
3	99-7310	2	Headlight
4	99-7311	2	Mount-Headlight
5	87-2440	2	Bumper-Rubber
6	3290-357	9	Nut-HHF, Whiz
7	26-0071	2	Snubber-Rubber
8	106-2369-03	1	Bumper ASM
9	106-7884	1	Operator Frame ASM
9:2	93-7814	1	Decal-Danger
11	106-2394	1	Decal
12	110-2594	1	Horn ASM
13	323-4	1	Screw-HH
14	3234-1	6	Screw-HHF
15	106-7883	7	Nut-Well
16	106-7922	7	Screw-PTH
17	3296-29	2	Nut-Lock, NI
18	3234-29	2	Screw-HHF
19	106-2401	2	Harness-Headlight
21	106-7894	1	Decal-Block, Fuse
23	107-7979	1	Front Hood ASM
23:2	62-5550	1	Decal



Dash Panel Assembly

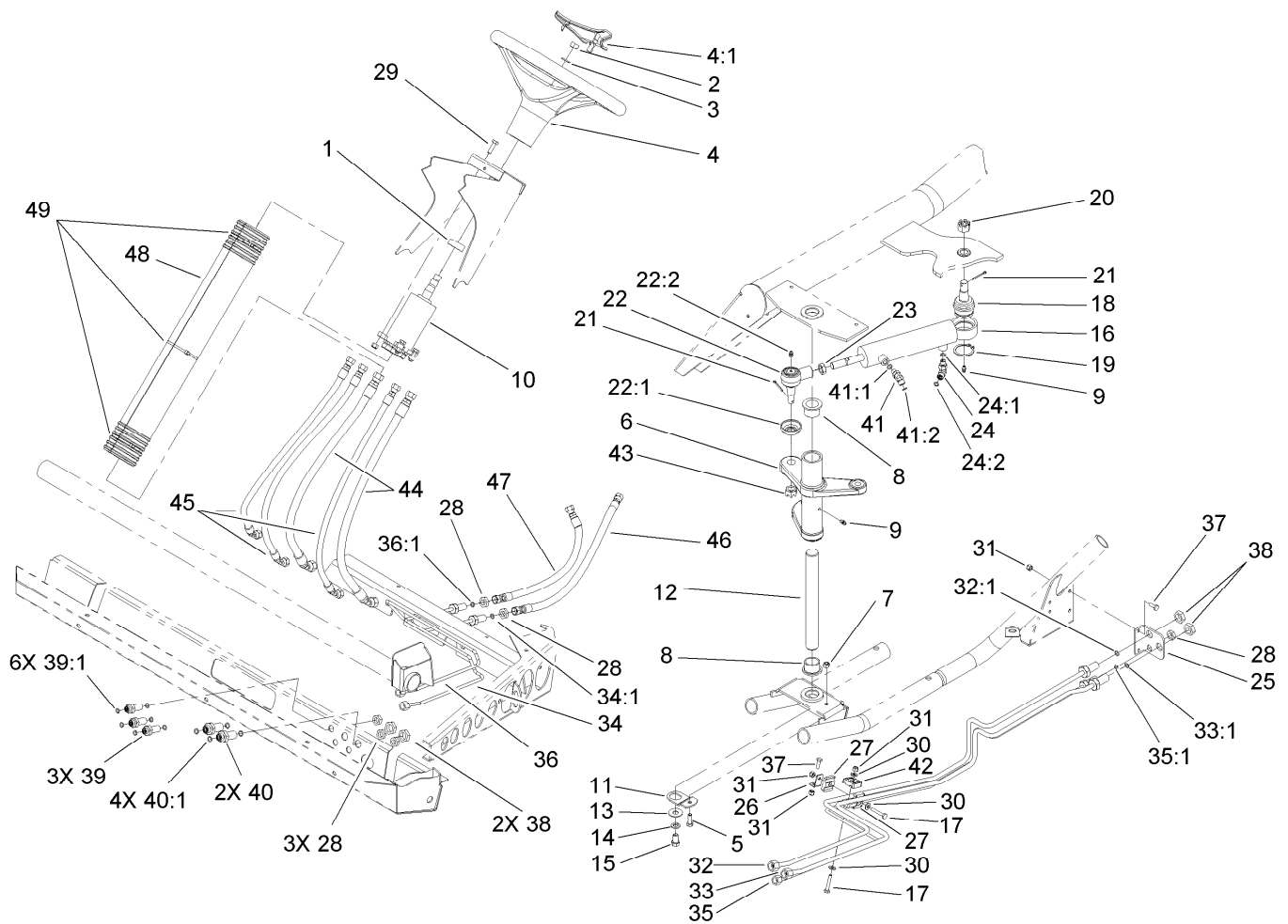
<i>Ref.</i>	<i>Part Number</i>	<i>Qty.</i>	<i>Description</i>	<i>Ref.</i>	<i>Part Number</i>	<i>Qty.</i>	<i>Description</i>
1	95-8999	1	Switch	17:2	108-8660	1	Nut-Mounting
2	106-2406	1	Gauge-Temperature	17:3	110-5221	1	Set-Key, Supervisor
3	95-7652	3	Light-Indicator	17:4	108-8659	1	Washer-Backup
4	63-8360	2	Key-Ignition	18	114-9719	1	Harness-Wire, Front
5	115-2319	1	Dash ASM	18:2	218-578	2	Fuse-Blade, 10 Amp
5:2	115-2320	1	Decal-Dash	18:3	109355	2	Fuse-Blade, 15 Amp
5:3	106-2355	1	Decal-Switch, Supervisor	19	322-3	3	Screw-HH
5:4	106-2353	1	Decal-Powerpoint	20	3296-29	3	Nut-Lock, NI
5:5	110-2599	1	Decal-Warning, Dash	21	3255-10	1	Washer-Lock / EXT
6	18-2830	1	Button-Horn	22	110-2526	1	Harness-Wire, Rear
7	106-2405	1	Gauge-Fuel	22:1	100-4918	2	Diode
8	94-4208	1	Hourmeter	23	106-2360-03	1	Plate-Dash
9	106-2359	1	Plug-Cap	24	99-7411	1	Point-Power
13	32105-13	2	Screw-HWH	25	99-7416	1	Cap
14	99-7420	3	Plug-Hole	26	106-2358	1	Cover-Reservoir
15	3296-2	2	Nut-Lock, NI	27	105-1406	1	Knob
16	27-2360	1	Switch	29	9202624	1	Washer
16:1	218-446	1	Nut-Hex	30	33093-00	2	Washer-Flat
16:2	218-447	1	Washer-Lock	31	33113-012	2	Screw-HH
17	110-2580	1	Switch-Key, Supervisor	32	2410-64	1	Plug-Button
17:1		1	Switch-Key ●	34	104-9368	1	Plug-Dome

● Not serviced separately



Steering Assembly

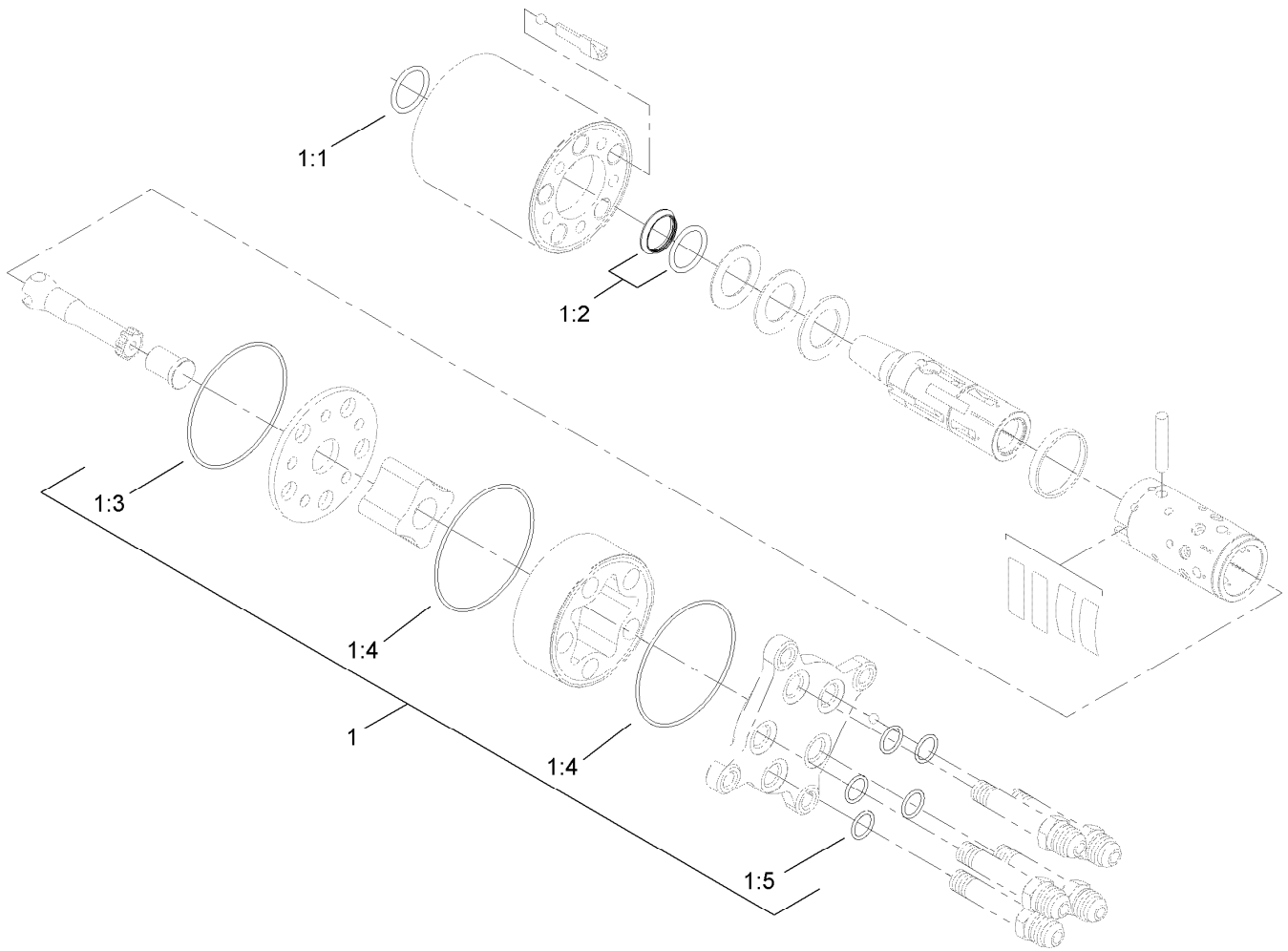
Ref.	Part Number	Qty.	Description	Ref.	Part Number	Qty.	Description
1	21-9260	1	Cover-Dust	24:2	237-21	1	O-Ring
2	3296-33	1	Nut-Lock, NI	25	106-7801-03	1	Bracket-Line, Steering
3	3256-27	1	Washer-Flat	26	106-7807	1	Bracket-Line, Steering
4	98-1471	1	Wheel-Steering	27	106-7839	2	Clamp-Tube
4:1	98-1468	1	Cover-Wheel, Steering	28	340-78	6	Nut-Lock, Bulkhead
5	322-5	1	Screw-HH	29	33114-020	4	Screw-HH
6	106-2536	1	Arm-Pitman	30	3256-22	3	Washer-Flat
7	3296-29	1	Nut-Lock, NI	31	3296-42	5	Nut-Lock, NI
8	94-1291	2	Bushing	32	108-6938	1	Tube-HYD
9	302-5	2	Fitting-Grease	32:1	237-22	1	O-Ring
10	106-6726	1	Steering Pump ASM	33	108-6939	1	Tube-HYD
11	106-2287	1	Plate	33:1	237-22	1	O-Ring
12	106-2271	1	Shaft-Pivot	34	106-7804	1	Tube-HYD
13	3256-5	1	Washer-Flat	34:1	237-21	1	O-Ring
14	3253-6	1	Washer-Lock	35	108-6940	1	Tube-HYD
15	324-2	1	Screw-HH	35:1	237-21	1	O-Ring
16	106-2262	1	Cylinder-HYD	36	106-7806	1	Tube-HYD
17	321-8	2	Screw-HH	36:1	237-21	1	O-Ring
18	106-6774	1	Joint-Ball	37	321-4	3	Screw-HH
19	32151-104	1	Ring-Retaining, External	38	340-70	4	Nut-Lock
20	32136-14	1	Nut-SHH	39	94-1444	3	Union-Bulkhead
21	3272-12	2	Pin-Cotter	39:1	237-21	2	O-Ring
22	106-6898	1	Joint-Ball	40	340-71	2	Fitting-Straight, Bulkhead
22:1	106-6896	1	Seal	40:1	237-22	2	O-Ring
22:2	302-5	1	Fitting-Grease	41	340-103	1	Fitting-HYD, 45 DEG
23	3220-11	1	Nut-Jam	41:1	237-78	1	O-Ring
24	340-132	1	Fitting-HYD, 90 DEG	41:2	237-21	1	O-Ring
24:1	237-78	1	O-Ring				



Steering Assembly (continued)

<i>Ref.</i>	<i>Part Number</i>	<i>Qty.</i>	<i>Description</i>
42	56-7973	2	Clamp-Tube
43	32136-2	1	Nut-SHH
44	106-7975	2	Hose-HYD
45	106-7974	3	Hose-HYD

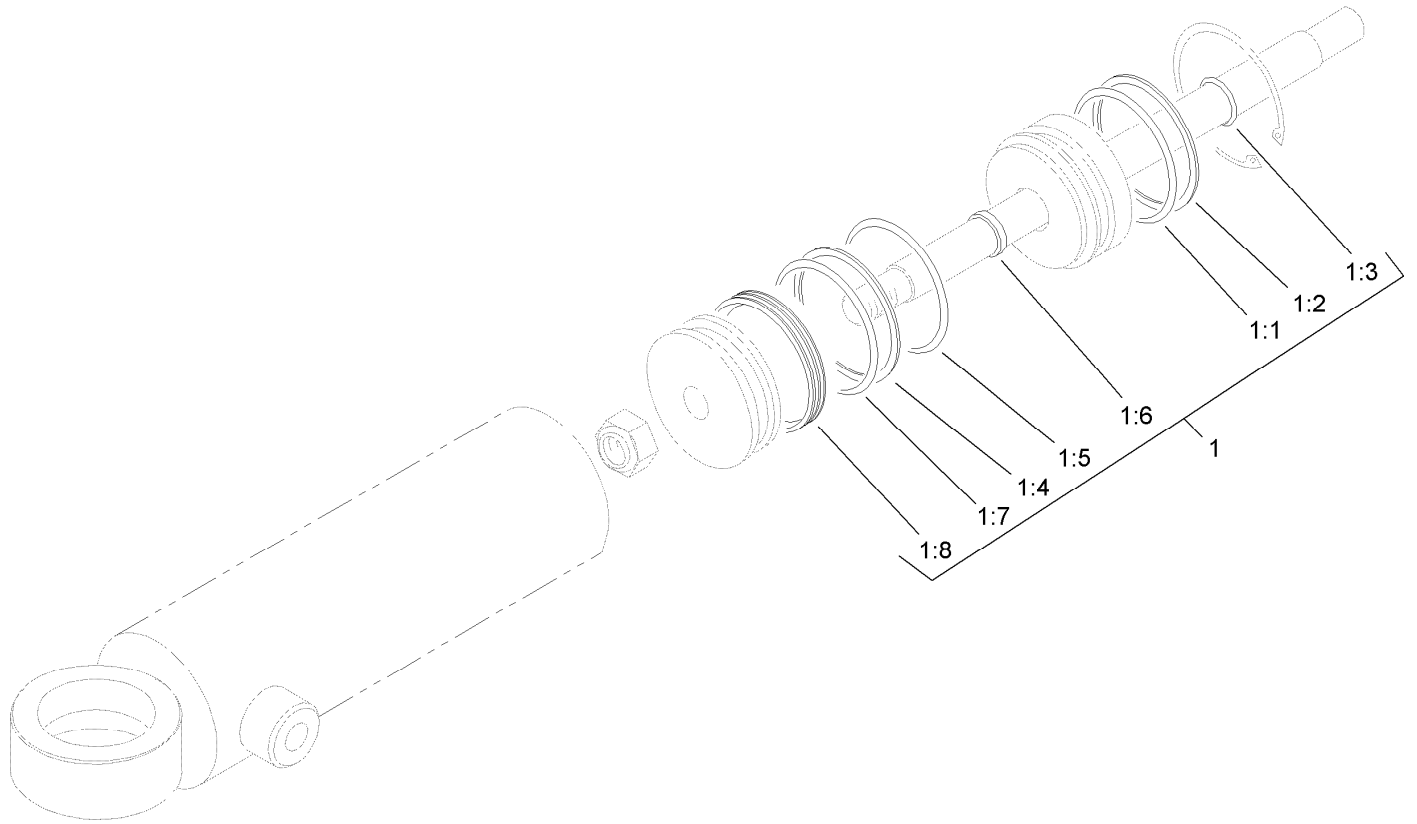
<i>Ref.</i>	<i>Part Number</i>	<i>Qty.</i>	<i>Description</i>
46	106-7963	1	Hose-HYD
47	106-7962	1	Hose-HYD
48	106-6713	1	Cover-Lines, Steering
49	3290-379	3	Tie-Cable



Steering Pump Assembly No. 106-6726

<i>Ref.</i>	<i>Part Number</i>	<i>Qty.</i>	<i>Description</i>
1	106-6716	1	Seal Kit
1:1		1	Ring-Seal, Dust ●
1:2		1	Seal-Shaft ●
1:3		1	O-Ring ●
1:4		2	O-Ring ●
1:5		5	O-Ring ●

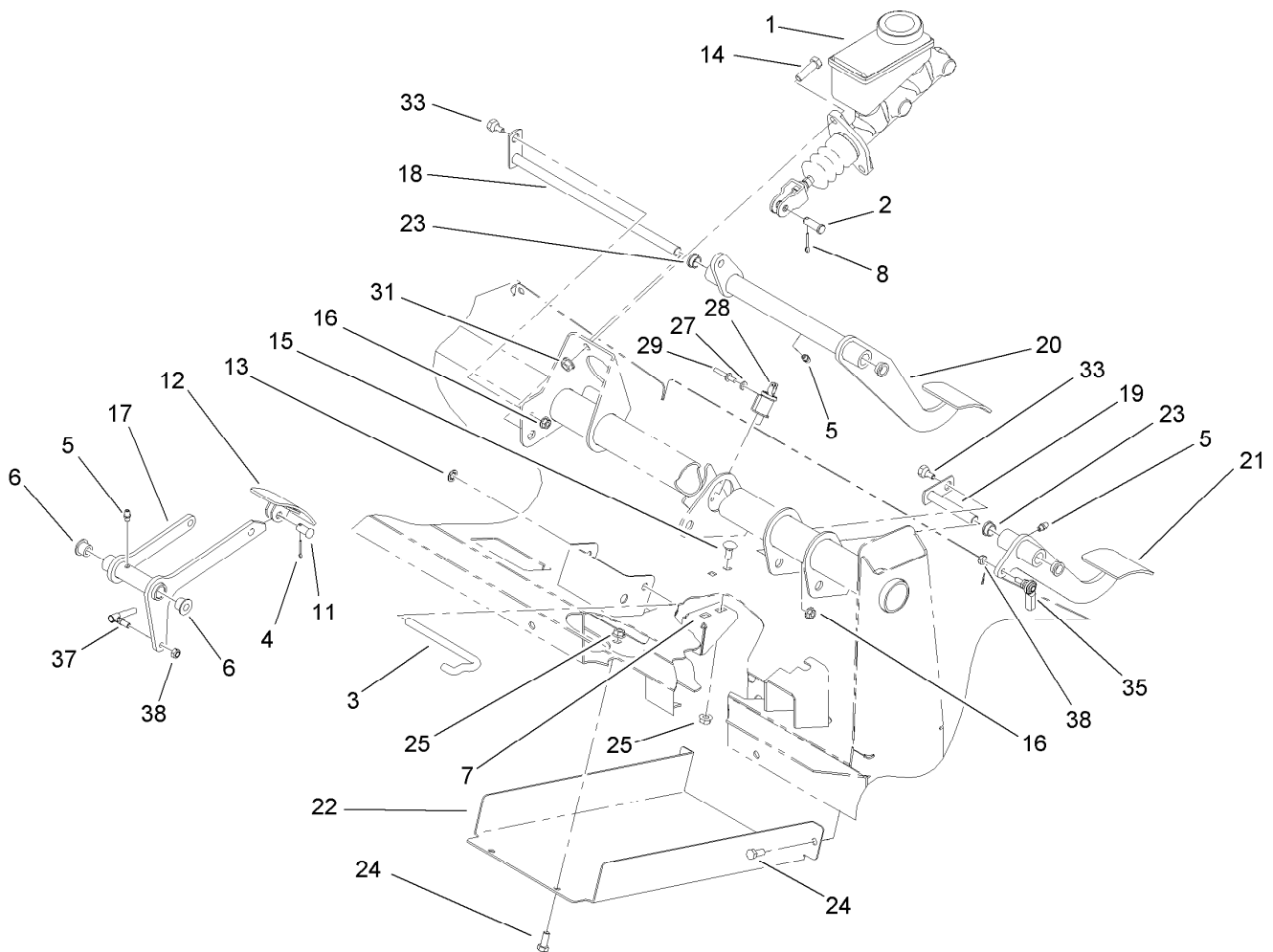
● Not serviced separately



Hydraulic Cylinder Assembly No. 106-2262

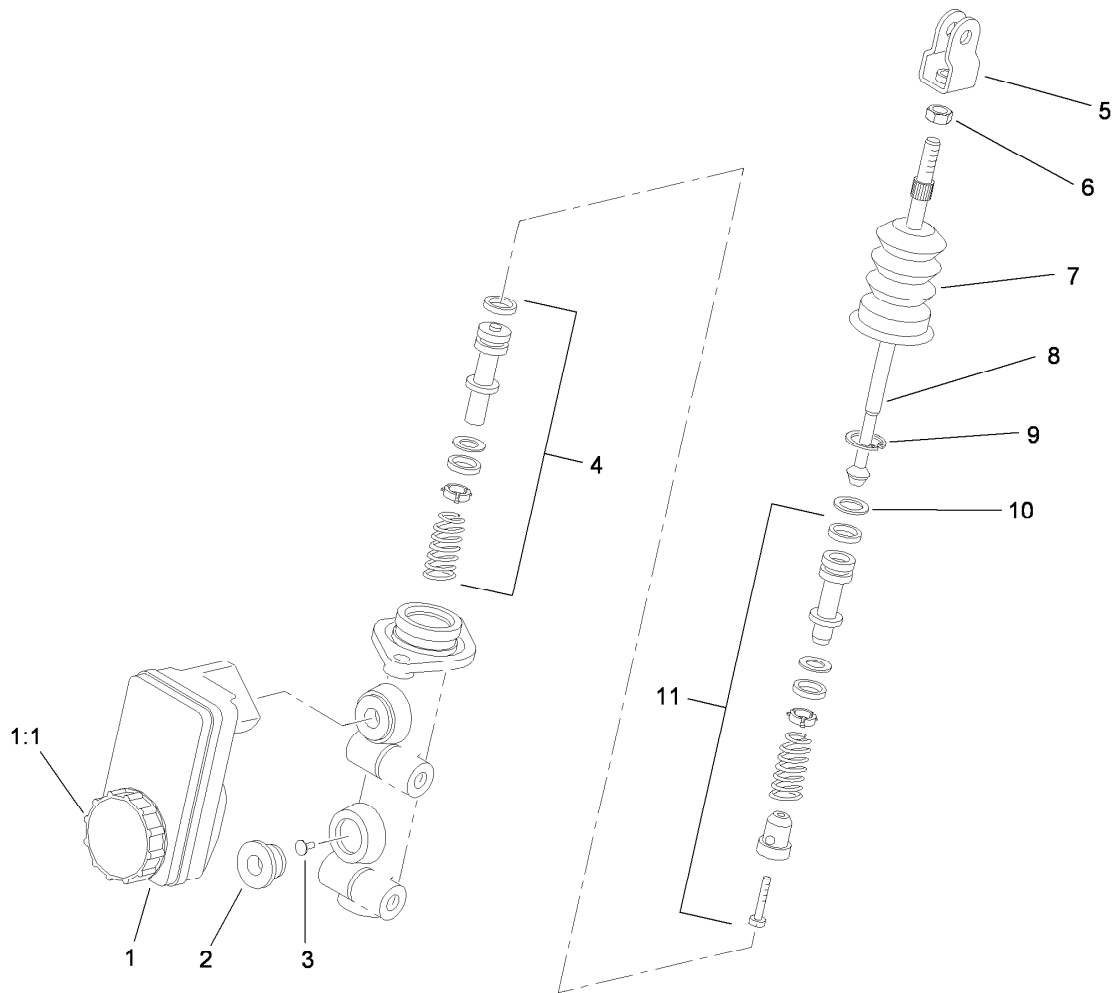
<i>Ref.</i>	<i>Part Number</i>	<i>Qty.</i>	<i>Description</i>
1	106-6712	1	Seal Kit
1:1		1	O-Ring ●
1:2		1	O-Ring ●
1:3		1	Wiper ●
1:4		1	O-Ring ●
1:5		1	Back-Up ●
1:6		1	Seal ●
1:7		1	Seal ●
1:8		1	Ring-Wear ●

● Not serviced separately



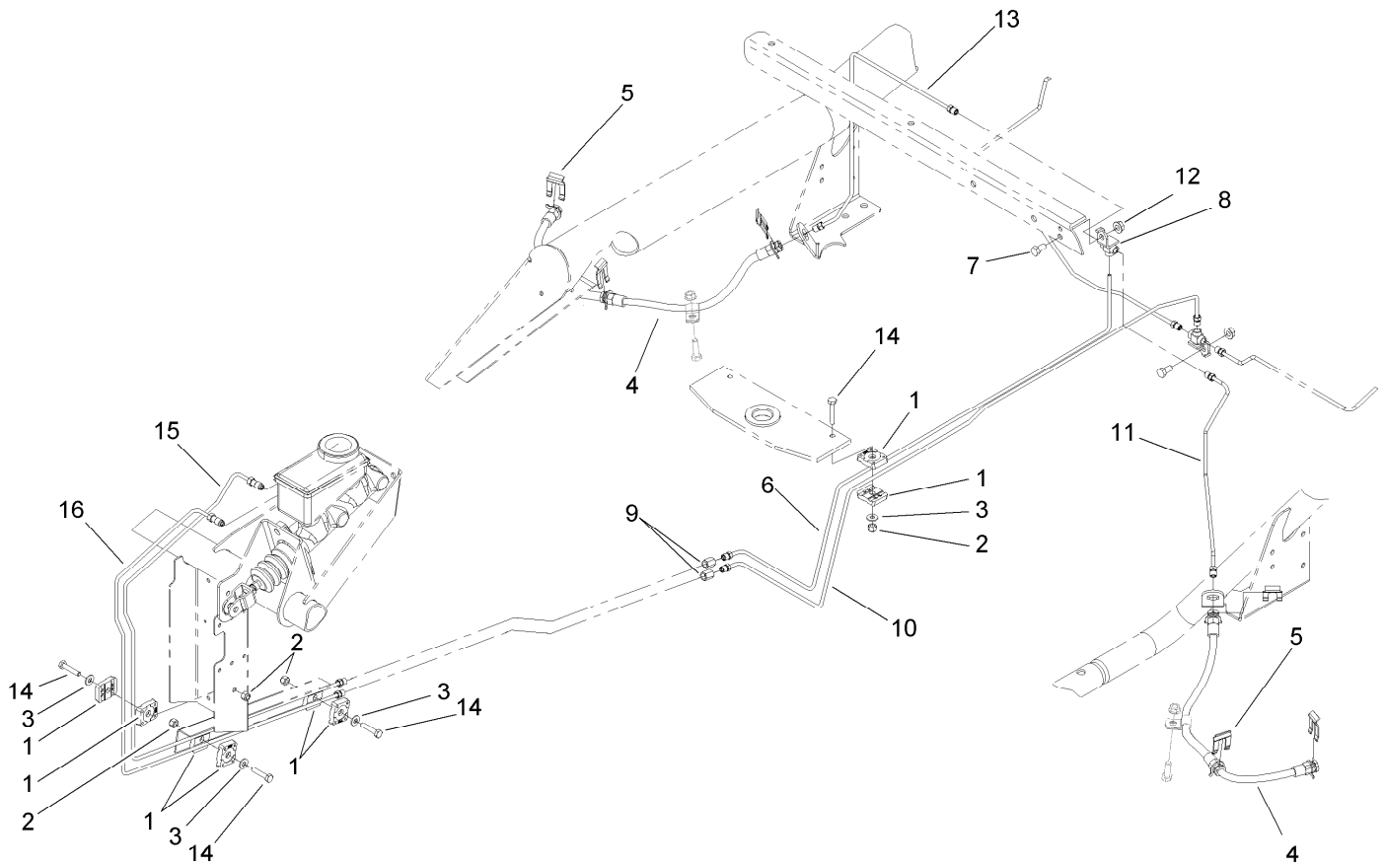
Brake Accelerator and Clutch Assembly

<i>Ref.</i>	<i>Part Number</i>	<i>Qty.</i>	<i>Description</i>	<i>Ref.</i>	<i>Part Number</i>	<i>Qty.</i>	<i>Description</i>
1	104-6782	1	Cylinder-Master	19	106-2476	1	Clutch Shaft ASM
2	283-2	1	Pin-Clevis	20	106-2461-03	1	Brake Pedal ASM
3	87-2880	1	Shaft-Pedal, Accelerator	21	106-2457-03	1	Clutch Pedal ASM
4	3272-6	1	Pin-Cotter	22	106-2427-03	1	Cover
5	302-5	3	Fitting-Grease	23	256-156	4	Bushing-Flange
6	256-259	2	Bushing-Flange	24	322-3	4	Screw-HH
7	106-2421	1	Bracket-Mount, Cable	25	32128-20	6	Nut-HF
8	3272-10	1	Pin-Cotter	27	3256-21	2	Washer-Flat
11	283-85	1	Pin-Clevis	28	95-1653	1	Switch-Pole, Single
12	93-8969-03	1	Pedal	29	3290-382	2	Rivet-Pop
13	32151-56	1	Ring-Retaining, External	31	3290-357	2	Nut-HHF, Whiz
14	323-7	2	Screw-HH	33	63-3410	2	Screw-Shoulder
15	3230-1	2	Bolt-CARR	35	110-2554	1	Rod End-Spherical
16	32128-33	2	Nut-HF	37	18-1720	1	Governor Ball Joint ASM
17	106-2471-03	1	Arm-Pedal, Accelerator	38	3296-13	2	Nut-Lock, NI
18	106-2475	1	Brake Shaft ASM				



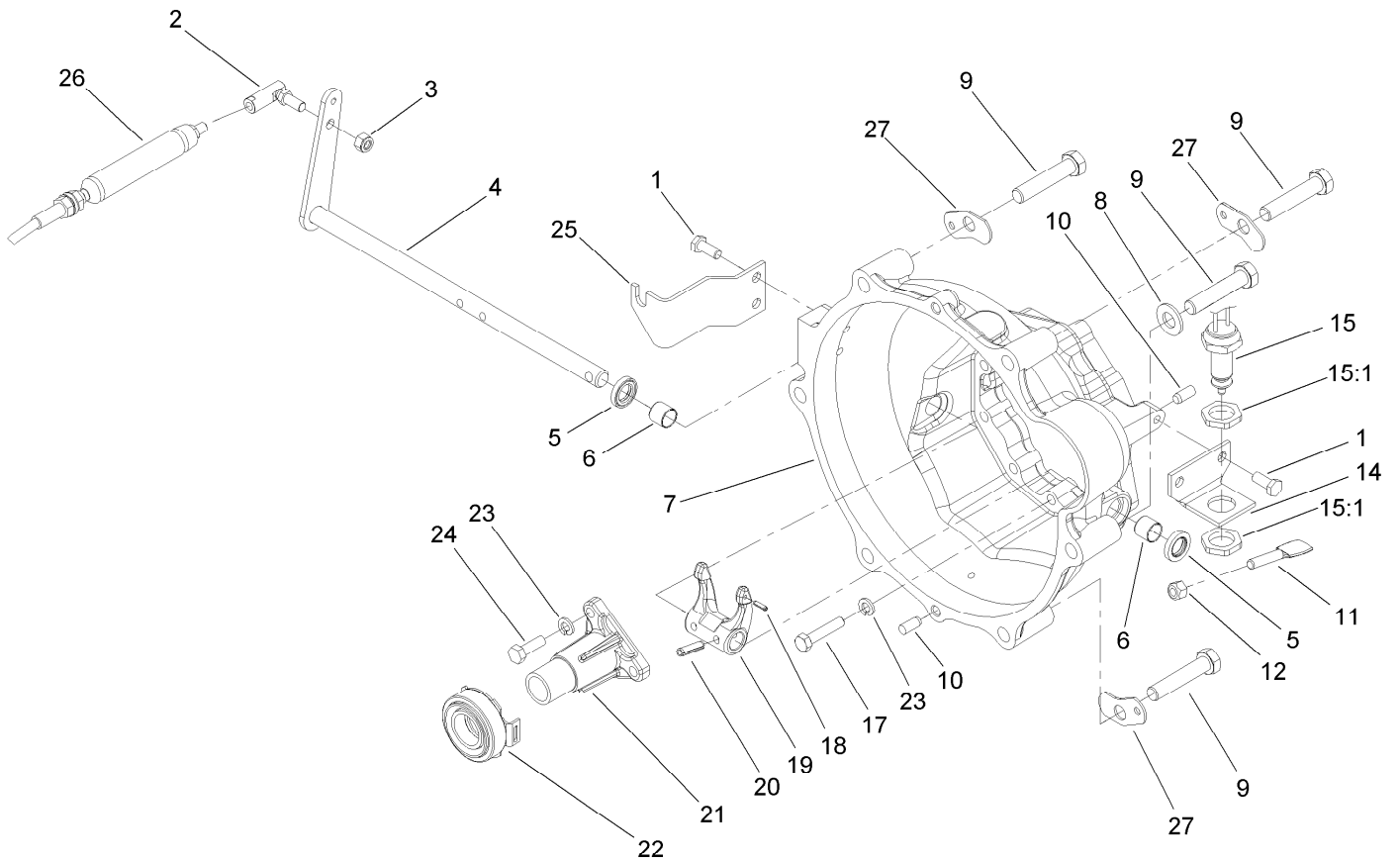
Master Cylinder Assembly No. 104-6782

<i>Ref.</i>	<i>Part Number</i>	<i>Qty.</i>	<i>Description</i>
1	104-6845	1	Reservoir ASM
1:1	92-4112	1	Cap ASM
2	93-8971	2	Seal-Port, Flange
3	92-4103	1	Pin-Stop
4	92-4102	1	Secondary Piston ASM
5	92-4110	1	Clevis
6	21-0360	1	Nut-Hex
7	94-5209	1	Cover-Dust
8	94-5210	1	Rod-Push
9	92-4109	1	Ring-Snap
10	92-4108	1	Retainer-Washer
11	92-4101	1	Primary Piston ASM



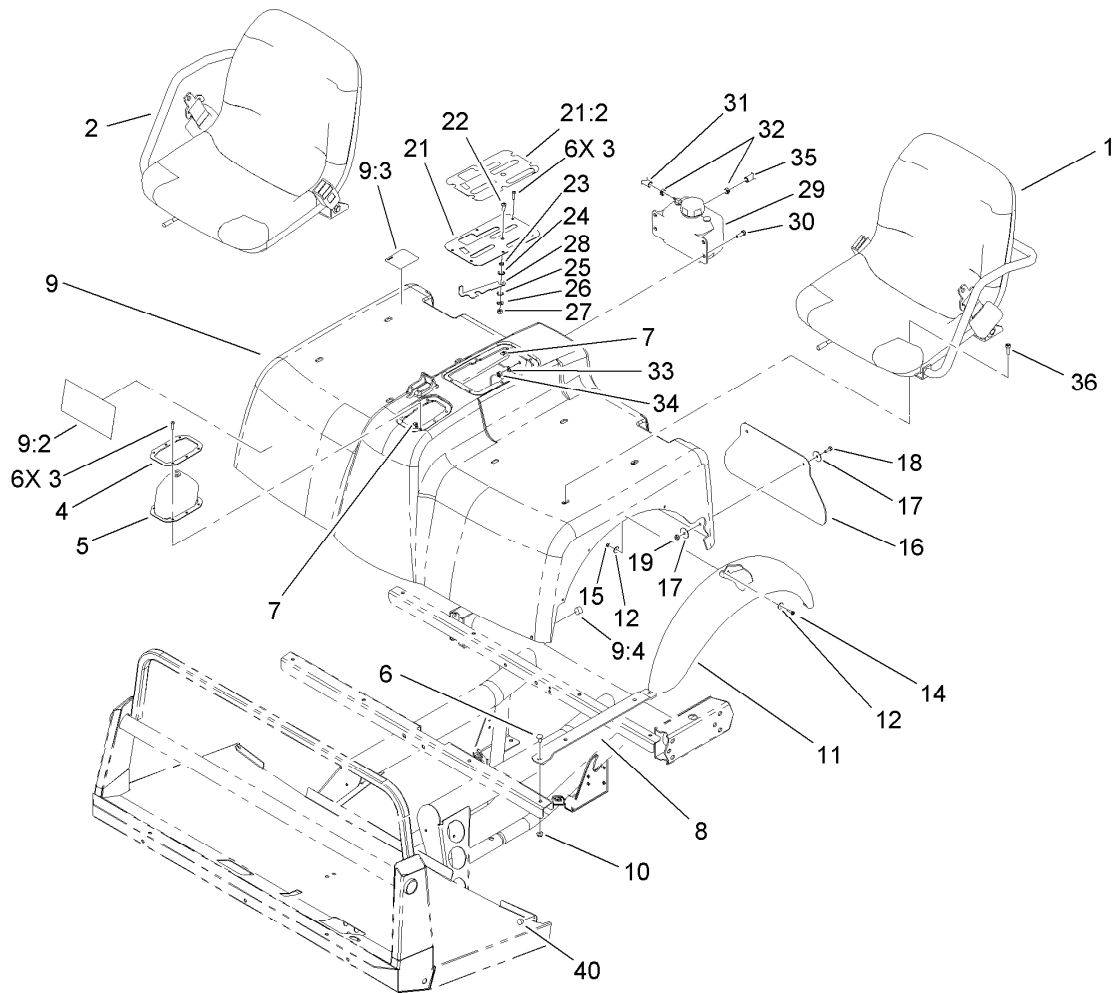
Hydraulic Brake Assembly

<i>Ref.</i>	<i>Part Number</i>	<i>Qty.</i>	<i>Description</i>
1	87-7660	8	Clamp-Tube
2	3296-42	4	Nut-Lock, NI
3	3256-22	4	Washer-Flat
4	93-7123	2	Front Brake Hose ASM
5	87-3580	2	Clip-Retainer
6	106-6686	1	Tube ASM
7	322-2	1	Screw-HH
8	87-3560	1	Tee
9	87-3570	2	Union
10	106-6687	1	Tube ASM
11	106-6688	1	Tube ASM
12	32128-20	1	Nut-HF
13	106-6689	1	Tube ASM
14	321-8	4	Screw-HH
15	106-6683	1	Tube ASM
16	106-6684	1	Tube ASM



Clutch Linkage Assembly

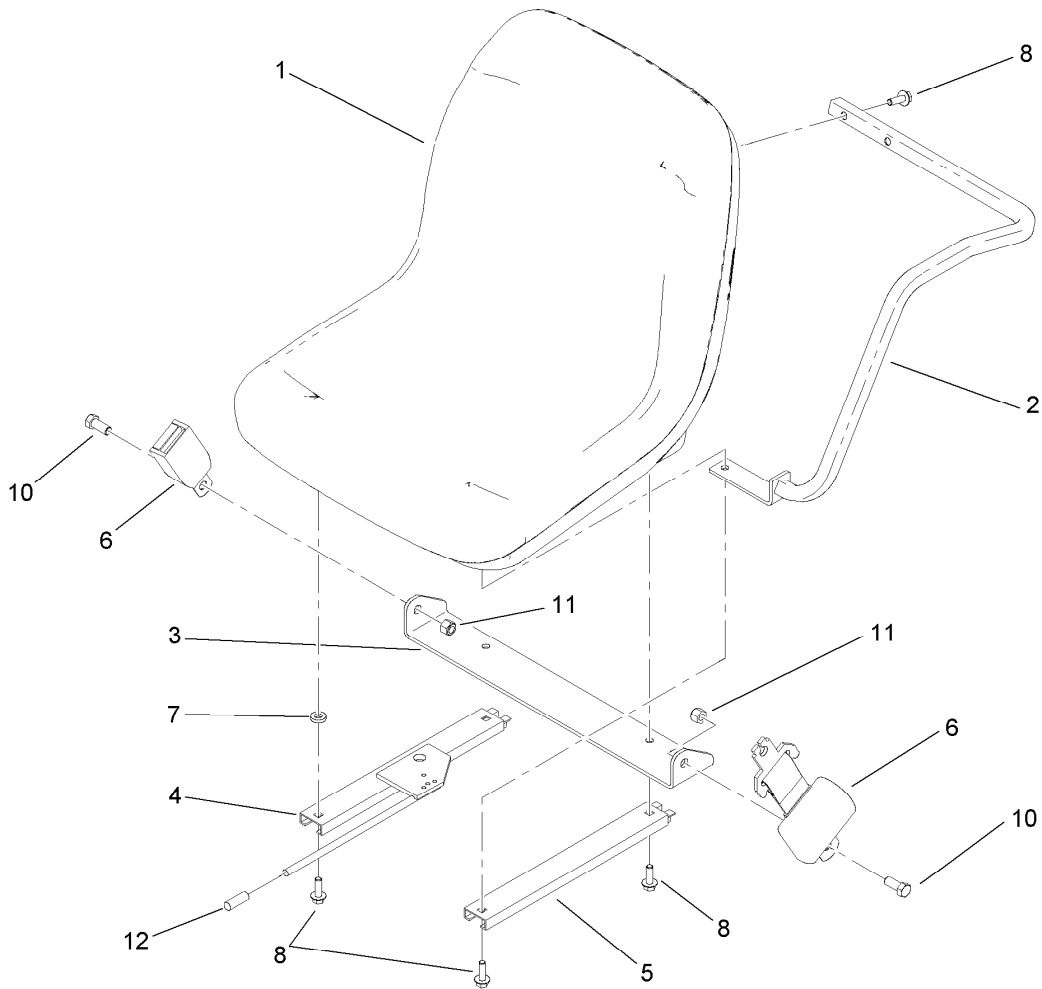
<i>Ref.</i>	<i>Part Number</i>	<i>Qty.</i>	<i>Description</i>	<i>Ref.</i>	<i>Part Number</i>	<i>Qty.</i>	<i>Description</i>
1	33114-020	4	Screw-HH	15	87-5490	1	Switch-Clutch
2	2411-33	1	Balljoint-RH (W/Grommet)	15:1	3218-20	2	Nut-Jam
3	3296-4	1	Nut-Lock	17	33114-040	9	Screw-HH
4	105-1702	1	Release Shaft ASM	18	32121-7	1	Pin-Roll, Slotted
5	87-1920	2	Seal-Oil	19	87-5300	1	Fork-Clutch
6	87-3770	2	Bushing-Housing, Bell	20	32121-24	2	Pin-Spring
7	104-9249	1	Housing-Bell	21	115-2259	1	Guide-Release
8	3256-26	3	Washer-Flat	22	110-2538	1	Bearing-Release, Clutch
9	3215-2	6	Screw-HH	23	3253-4	12	Washer-Lock
10	87-1910	4	Pin-Dowel	24	33114-025	3	Screw-HH
11	87-5360	1	Paddle-Switch, Clutch	25	112-3116	1	Bracket-Cable, Clutch
12	3296-29	1	Nut-Lock, NI	26	110-2548	1	Cable-Clutch
14	87-5350	1	Bracket-Switch, Clutch	27	87-6410	3	Bracket-Harness



Shroud and Seat Assembly

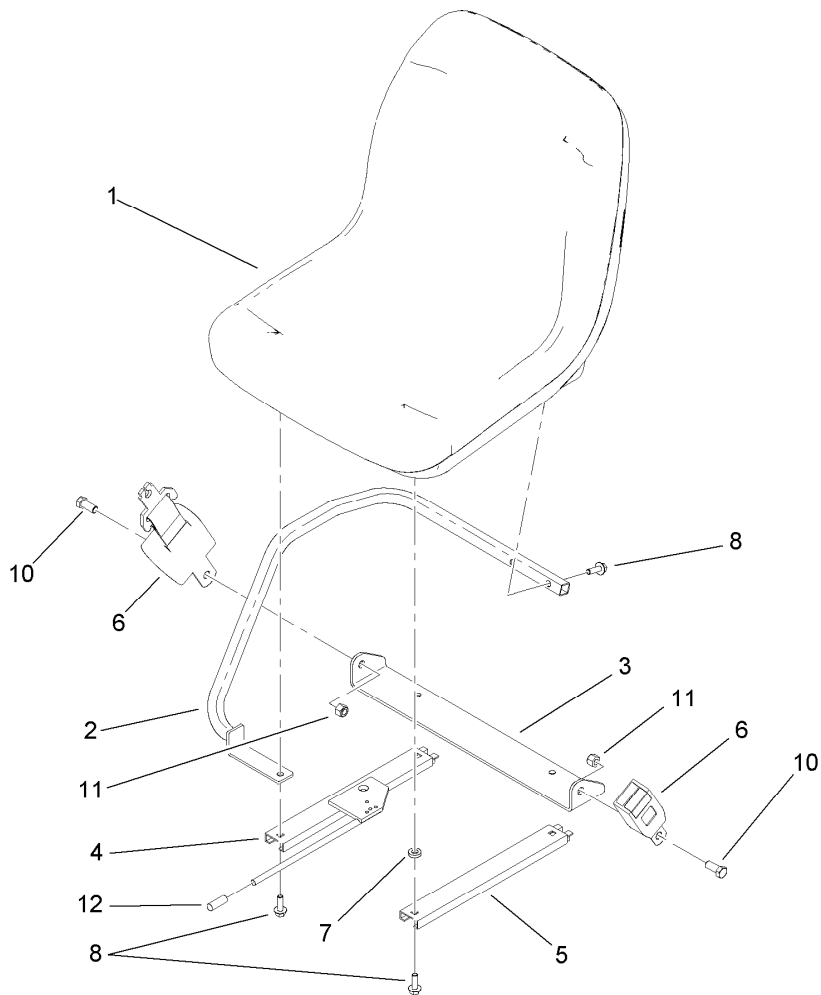
Ref.	Part Number	Qty.	Description	Ref.	Part Number	Qty.	Description
1		1	LH Seat ASM ●	19	3296-16	4	Nut-Lock, NI
2		1	RH Seat ASM ●	21	106-7886	1	Control Plate ASM
3	32144-36	12	Screw-PPH	21:2	106-2377	1	Decal-Console
4	87-3760-03	1	Plate-Boot, Shift	22	3274-55	1	Screw-HSBH
5	87-8620	1	Shift Boot ASM	23	82-4240	1	Spacer-Bearing
6	3230-1	8	Bolt-CARR	24	94-8196	1	Washer-Nylon
7	106-2388	12	Clip-Fastener	25	3290-221	1	Washer-Spring
8	107-7957-03	4	Seat Bracket ASM	26	3256-23	1	Washer-Flat
9	106-2362	1	Seatbase ASM	27	3296-29	1	Nut-Lock, NI
9:2	106-2384	1	Decal-Reference, Quick	28	106-7984	1	Lever-Detent
9:3	93-9448	1	Decal-Fuel	29	87-3710	1	Reservoir-Coolant
9:4	107-8042	2	Bumper-Rubber	30	322-5	4	Screw-HH
10	104-8300	8	Nut-Flange, NI	31	110-4104	1	Hose-Fuel
11	106-2375	2	Fender-Front	32	92-2379	2	Clamp-Hose
12	3256-61	20	Washer-Flat	33	3256-23	4	Washer-Flat
14	32105-13	10	Screw-HWH	34	3296-29	4	Nut-Lock, NI
15	3296-2	10	Nut-Lock, NI	35	110-6186	1	Hose-Fuel
16	106-2378	2	Mudflap	36	3274-22	8	Screw-HSH
17	3256-55	8	Washer-Flat	40	107-8042	2	Bumper-Rubber
18	321-4	4	Screw-HH				

● Not serviced separately



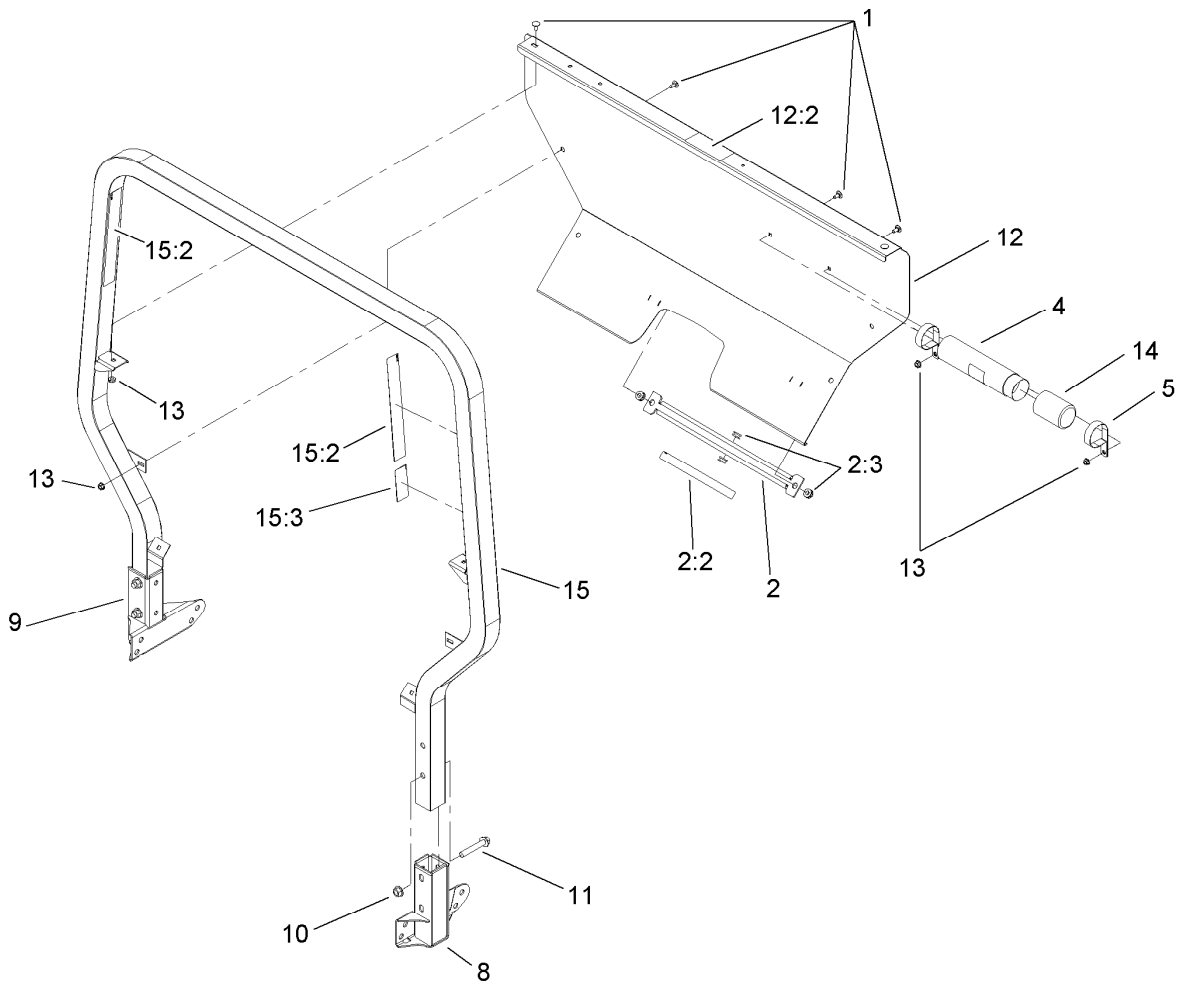
LH Seat Assembly

<i>Ref.</i>	<i>Part Number</i>	<i>Qty.</i>	<i>Description</i>
1	112-2923	1	Seat ASM
2	106-7842	1	LH Armrest ASM
3	106-7845	1	Bracket-Belt, Seat
4	106-7847	1	Adjuster-Seat, W/Handle
5	107-7959	1	Adjuster-Slave, 7 Inch
6	106-7848	1	Seat Belt ASM
7	80-7730	1	Spacer
8	3234-29	6	Screw-HHF
10	3212-4	2	Screw-HH
11	3296-7	2	Nut-Lock
12	106-7953	1	Grip-Gray



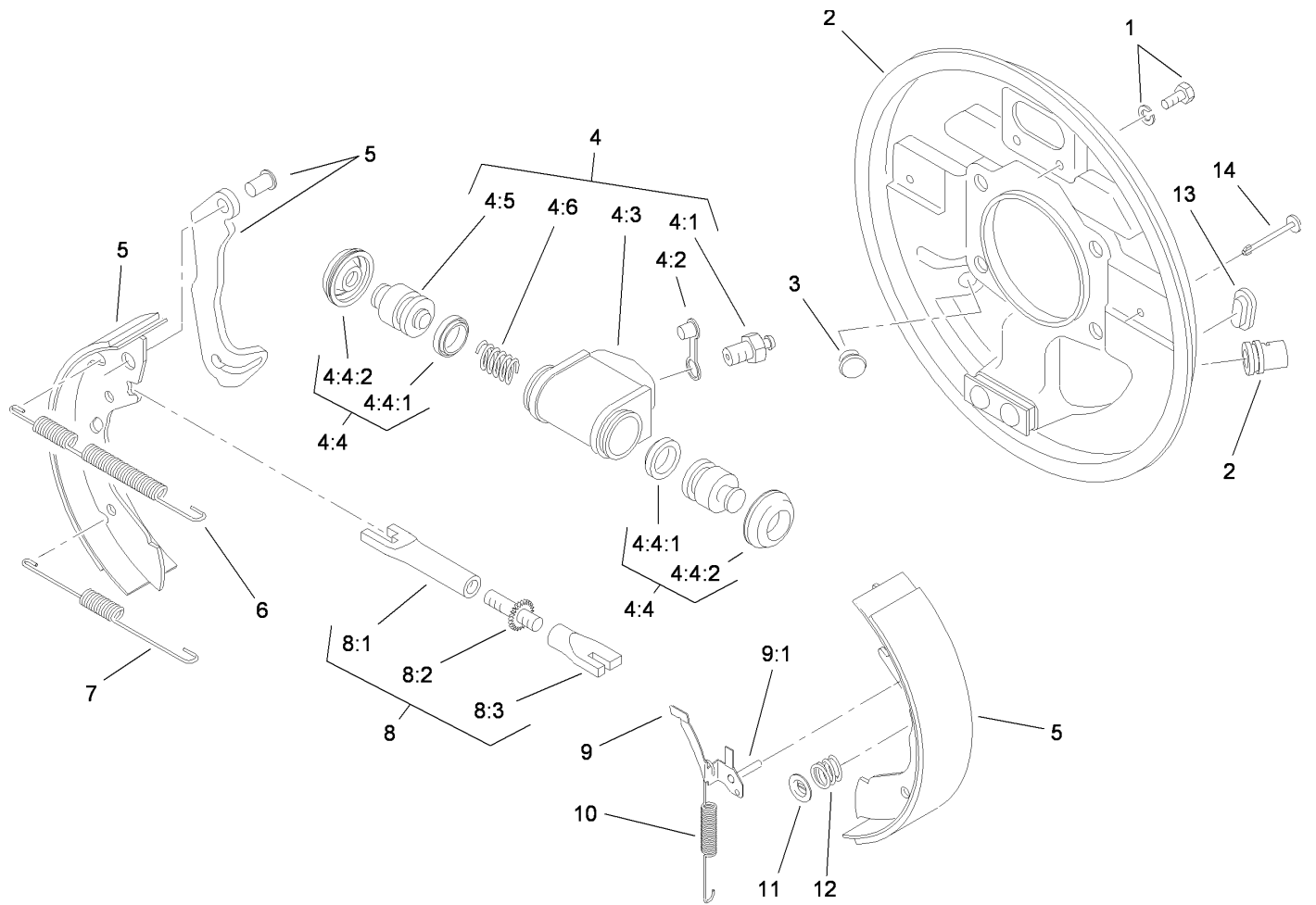
RH Seat Assembly

<i>Ref.</i>	<i>Part Number</i>	<i>Qty.</i>	<i>Description</i>
1	112-2923	1	Seat ASM
2	106-7844	1	RH Armrest ASM
3	106-7845	1	Bracket-Belt, Seat
4	106-7847	1	Adjuster-Seat, W/Handle
5	107-7959	1	Adjuster-Slave, 7 Inch
6	106-7848	1	Seat Belt ASM
7	80-7730	1	Spacer
8	3234-29	6	Screw-HHF
10	3212-4	2	Screw-HH
11	3296-7	2	Nut-Lock
12	106-7953	2	Grip-Gray



Roll-Over Protection System Assembly

Ref.	Part Number	Qty.	Description
1	3230-18	8	Screw-CARR
2	105-7960	1	Bed Support ASM
2:2	93-9852	1	Decal-Warning
2:3	92-5972	4	Grommet-Rubber
4	104-7050	1	Tube-Manual
5	2412-133	2	R-Clamp
8	87-6950-03	1	LH Receiver ASM
9	87-6960-03	1	RH Receiver ASM
10	32128-23	4	Nut-HF
11	3234-40	4	Screw-HF
12	106-2409	1	ROPS Cover ASM
12:2	105-4215	1	Decal-Caution
13	32128-20	8	Nut-HF
14	104-7048	1	Cap-Housing
15	106-2412	1	ROPS ASM
15:2	106-7767	2	Decal-ROPS
15:3	93-9850	1	Decal-ROPS, Ce

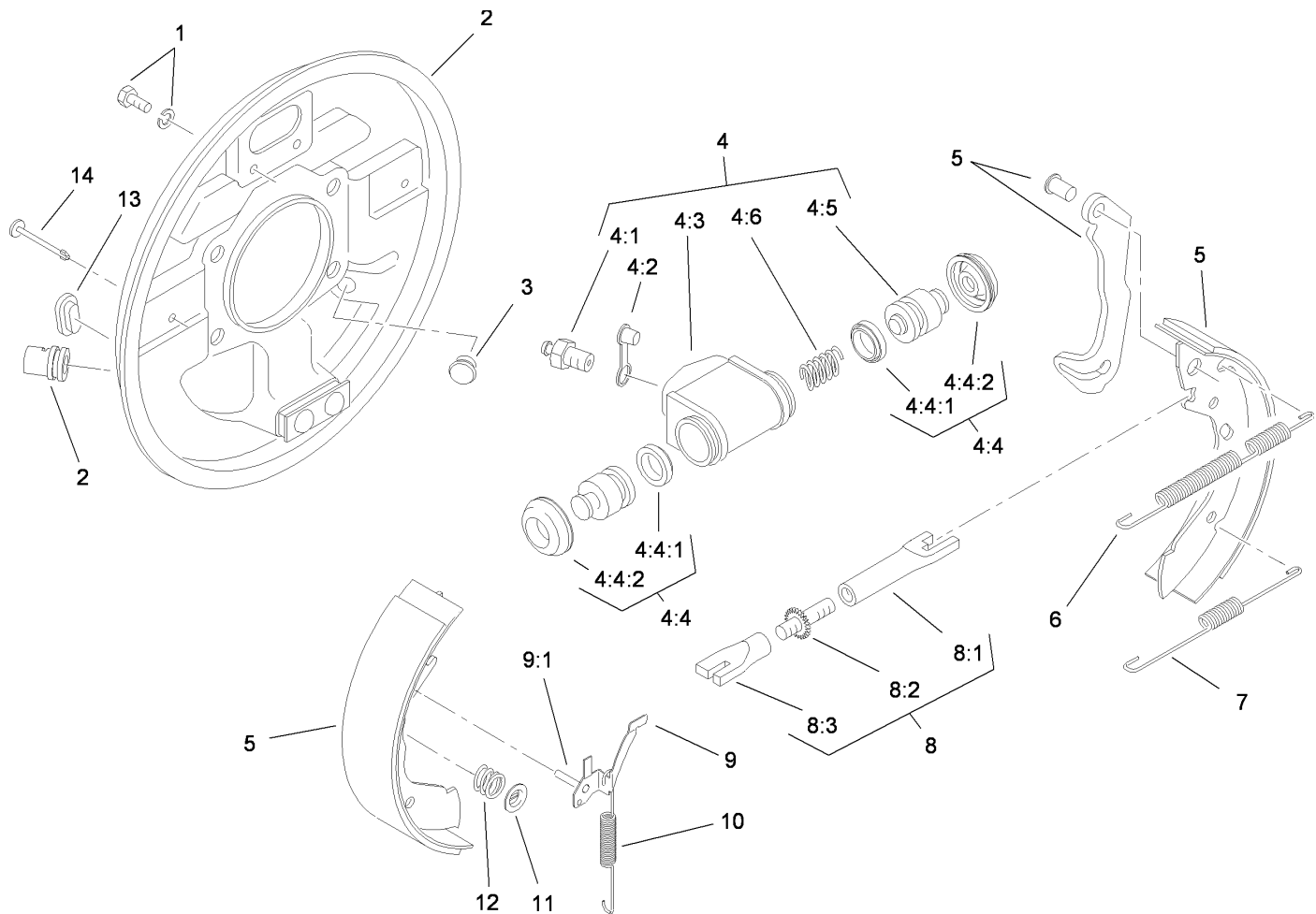


RH Front Brake Assembly No. 112-7969

Ref.	Part Number	Qty.	Description
1	92-4135	2	Bolt-Set
2	112-7967	1	RH Backplate ASM
3	92-4146	1	Plunger ASM
4	92-4118	1	Wheel Cylinder ASM
4:1	92-4113	1	Screw-Bleed
4:2	92-4114	1	Cap-Screw, Bleed
4:3		1	Body ●
4:4	92-4119	1	Seal Kit
4:4:1		2	Seal-L Type ●
4:4:2		2	Cover-Dust ●
4:5		2	Piston ●
4:6		1	Spring ●
5	112-7978	1	Lined Shoe Kit
6	92-4148	1	Spring-Return, Shoe (Upper, RH)

Ref.	Part Number	Qty.	Description
7	92-4149	1	Spring-Return, Shoe (Lower)
8	92-4145	1	RH Adjustor ASM
8:1		1	Pushrod-Female ●
8:2		1	Bolt-Adjuster ●
8:3		1	Sleeve-Adjuster ●
9	92-4124	1	RH Pawl Lever ASM
9:1		1	Pin-Pawl ●
10	92-4151	1	Spring-Adjuster, RH
11	92-4131	2	Washer-Hold Down, Shoe
12	92-4152	2	Spring-Hold Down, Shoe
13	92-4134	2	Plug-Inspection
14	92-4133	2	Pin-Hold Down, Shoe

● Not serviced separately

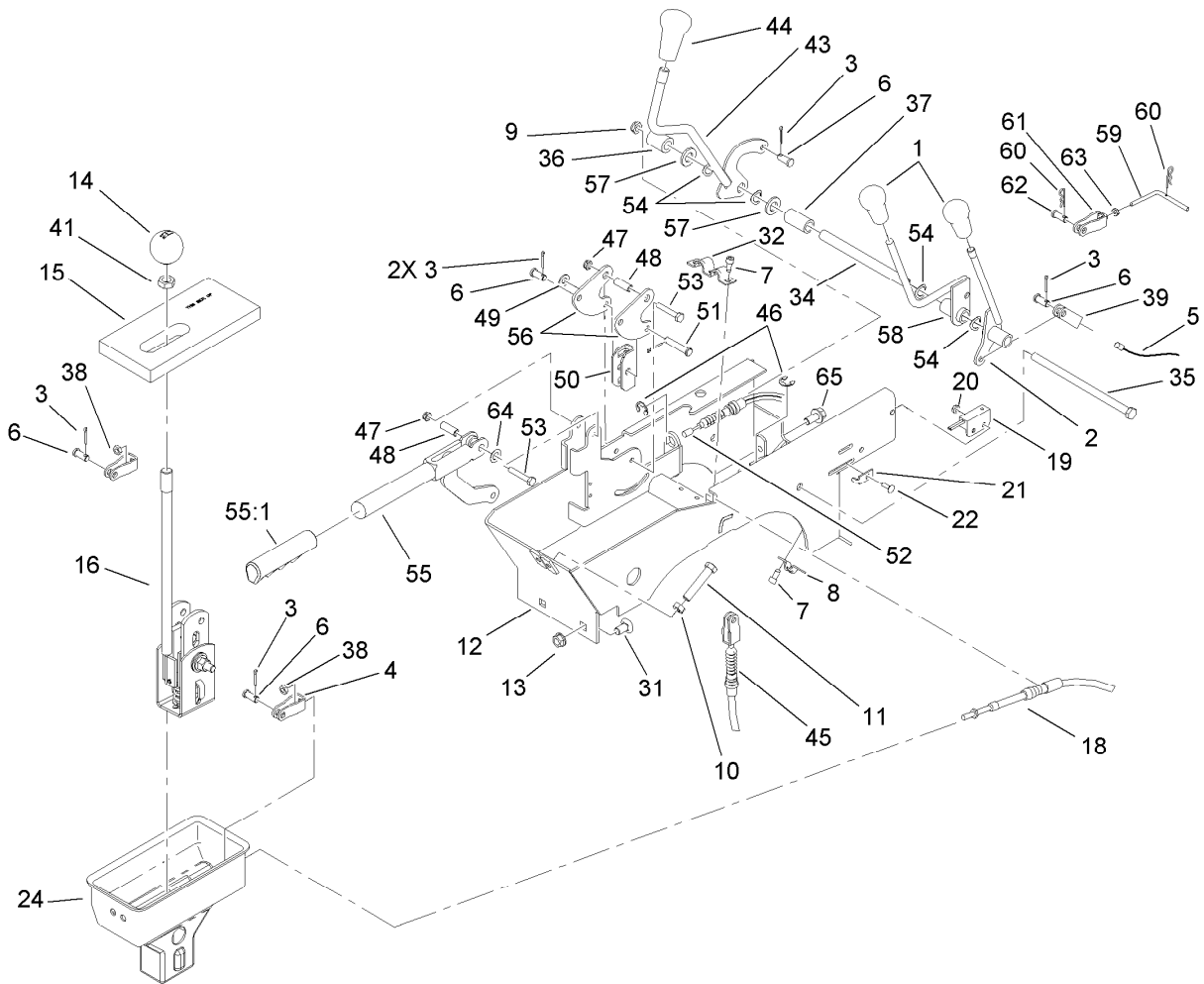


LH Front Brake Assembly No. 112-7970

Ref.	Part Number	Qty.	Description
1	92-4135	2	Bolt-Set
2	112-7968	1	LH Backplate ASM
3	92-4146	1	Plunger ASM
4	92-4117	1	Wheel Cylinder ASM
4:1	92-4113	1	Screw-Bleed
4:2	92-4114	1	Cap-Screw, Bleed
4:3		1	Body ●
4:4	92-4119	1	Seal Kit
4:4:1		2	Seal-L Type ●
4:4:2		2	Cover-Dust ●
4:5		2	Piston ●
4:6		1	Spring ●
5	112-7978	1	Lined Shoe Kit
6	92-4147	1	Spring-Return, Shoe (Upper, LH)

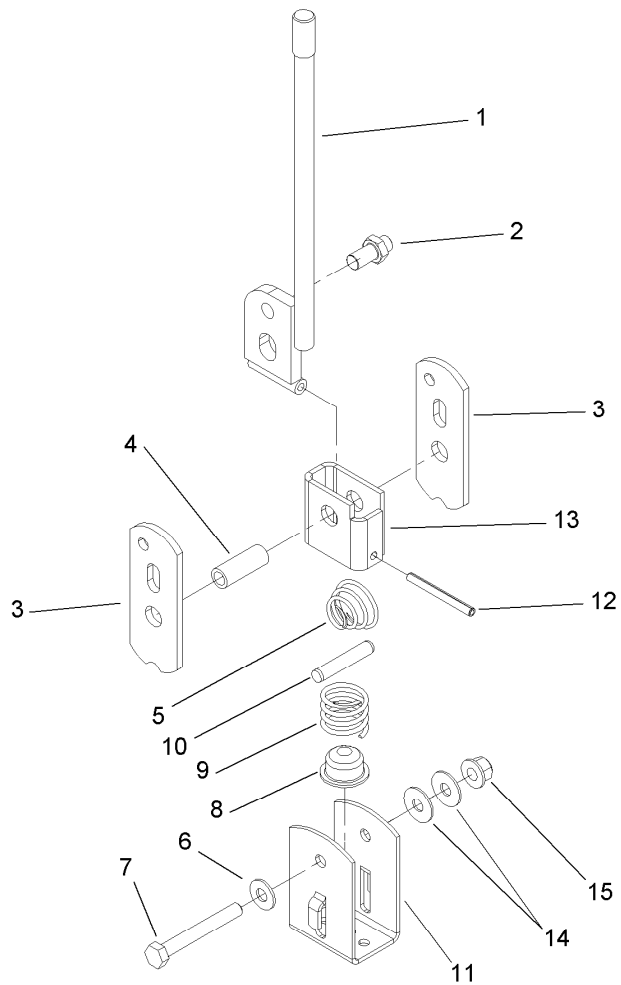
Ref.	Part Number	Qty.	Description
7	92-4149	1	Spring-Return, Shoe (Lower)
8	92-4144	1	LH Adjuster ASM
8:1		1	Pushrod-Female ●
8:2		1	Bolt-Adjuster ●
8:3		1	Sleeve-Adjuster ●
9	92-4123	1	LH Pawl Lever ASM
9:1		1	Pin-Pawl ●
10	92-4150	1	Spring-Adjuster, LH
11	92-4131	2	Washer-Hold Down, Shoe
12	92-4152	2	Spring-Hold Down, Shoe
13	92-4134	2	Plug-Inspection
14	92-4133	2	Pin-Hold Down, Shoe

● Not serviced separately



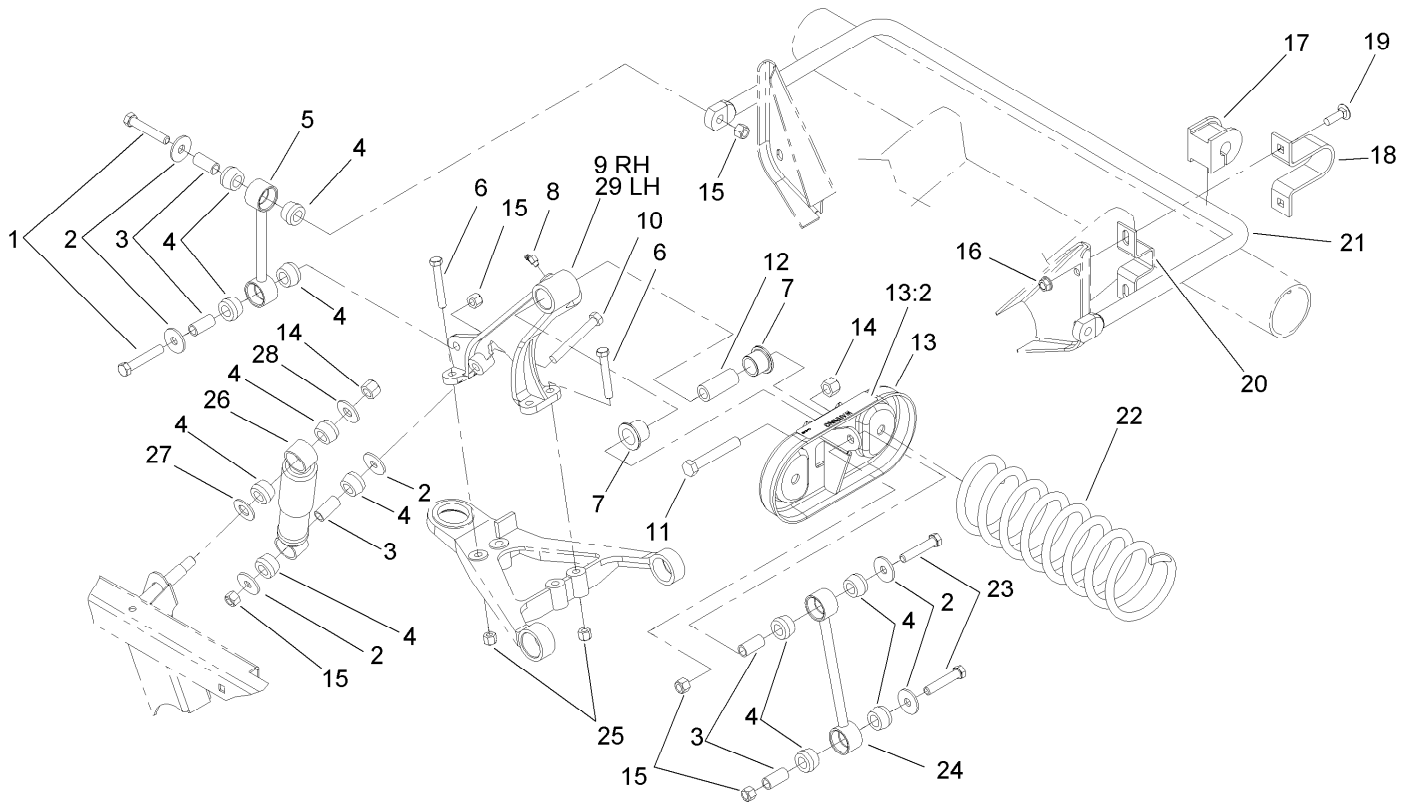
Console Assembly

Ref.	Part Number	Qty.	Description	Ref.	Part Number	Qty.	Description
1	106-7903	2	Knob-Control	37	106-7835	1	Spacer
2	106-7828	1	Lever ASM	38	3220-1	2	Nut-Jam
3	3272-6	6	Pin-Cotter	39	87-7160	1	Cable Clevis ASM
4	87-2310	2	Clevis-Cable	41	3218-18	1	Nut-Jam
5	106-6698	1	Cable-Hi-Low	43	87-5030	1	Lever-Lock, Differential
6	283-62	5	Pin-Clevis	44	106-7952	1	Knob
7	65-5220	5	Screw-HSH, Thread Forming	45	87-4460	1	Cable-Lock, Differential
8	87-4340	1	Clamp-Cable	46	32120-47	3	Ring-Retaining, External
9	3296-59	1	Nut-Lock, NI	47	3296-56	2	Nut-Lock, NI
10	3217-7	2	Nut-Hex	48	114402	2	Spacer
11	323-10	2	Screw-HH	49	3256-23	1	Washer-Flat
12	108-6914-03	1	Lever Support ASM	50	87-3480	1	Bracket-Equalizer, Cable
13	3290-357	2	Nut-HHF, Whiz	51	94-3829	1	Pin-Clevis
14	87-6720	1	Knob-Shift	52	106-6691	2	Cable-Brake, Park
15	87-6570	1	Seal-Boot, Lower	53	321-9	2	Screw-HH
16	106-7887	1	Shift ASM	54	3290-221	4	Washer-Spring
18	87-4260	2	Cable-Selector, Gear	55	104-6842	1	Lever-Brake, Park
19	100-1270	1	Switch-Proximity	55:1	106-7972	1	Grip-Handle
20	3296-12	1	Nut-Lock, NI	56	106-7814	2	Bellcrank
21	100-4872	1	Plate-Switch, Neutral	57	33096-00	2	Washer-Flat
22	3229-34	1	Screw-CARR	58	106-7960	1	HYD Lever ASM
24	106-2376	1	Boot-Shift, Lower	59	107-8000	1	Rod-Link
31	3231-21	2	Screw-CARR	60	3290-307	2	Pin-Hair
32	87-4960	1	Clamp-Cable	61	107-7966	1	Clevis ASM
34	106-7833	1	Spacer	62	283-62	1	Pin-Clevis
35	323-36	1	Screw-HH	63	3219-14	1	Nut-Hex
36	66-6501	1	Spacer-Wheel	64	3290-477	1	Washer-Curved
				65	3234-12	2	Screw-HHF



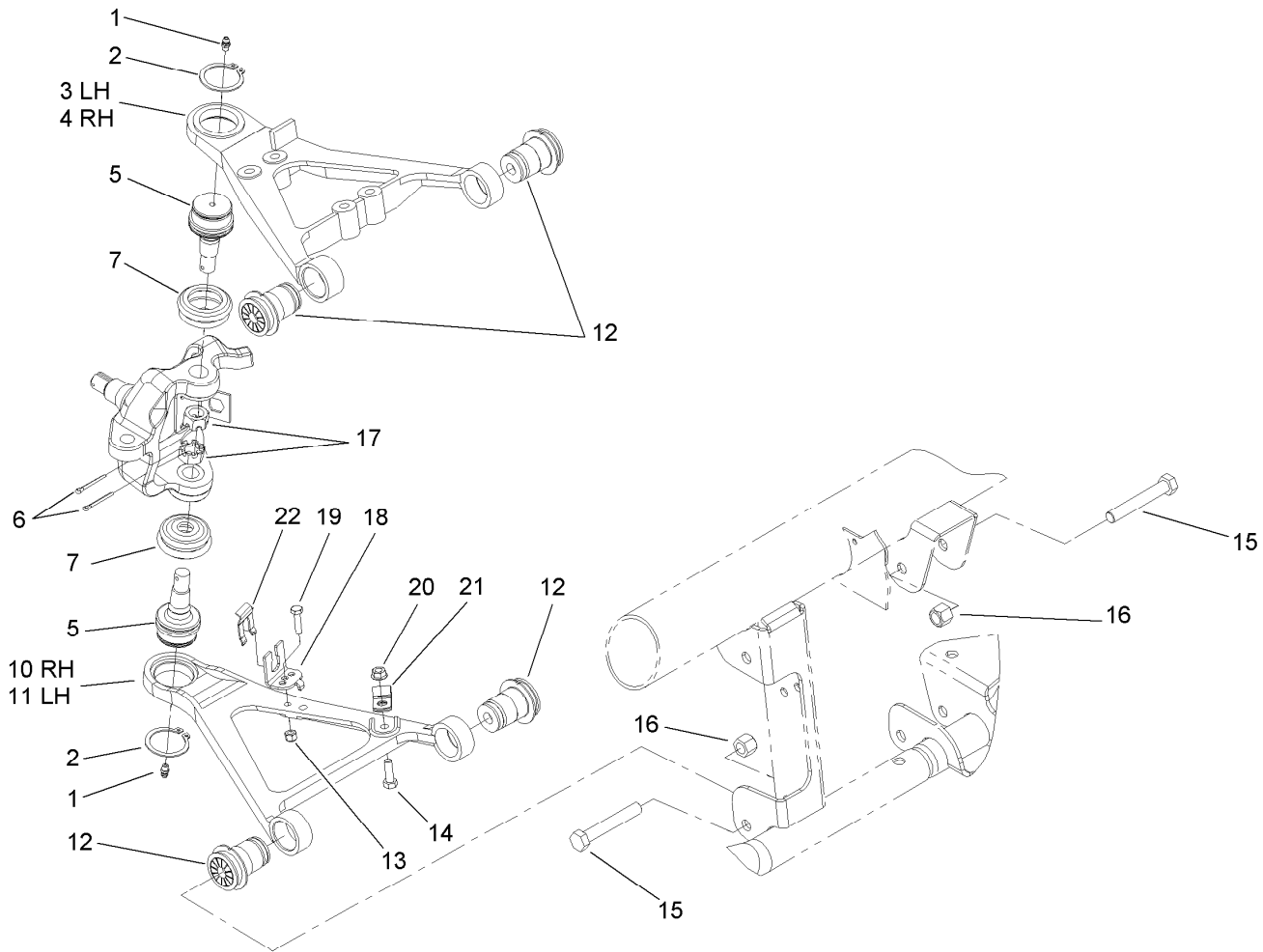
Shift Assembly No. 106-7887

<i>Ref.</i>	<i>Part Number</i>	<i>Qty.</i>	<i>Description</i>
1	87-2040	1	Shift Lever ASM
2	87-3650	1	Pin-Shift
3	87-3540	2	Link-Shift
4	87-2520	1	Tube-Pivot
5	87-2900	1	Spring-Compression
6	87-8640	1	Washer-Flat
7	322-12	1	Screw-HH
8	87-3530	1	Button-Shifter
9	87-3660	1	Spring-Compression
10	3290-507	1	Pin-Dowel
11	87-3520	1	Clevis
12	32121-48	1	Pin-Spring
13	87-6040	1	Bracket-Shifter
14	3290-456	2	Washer-Belleville
15	104-8300	1	Nut-Flange, NI



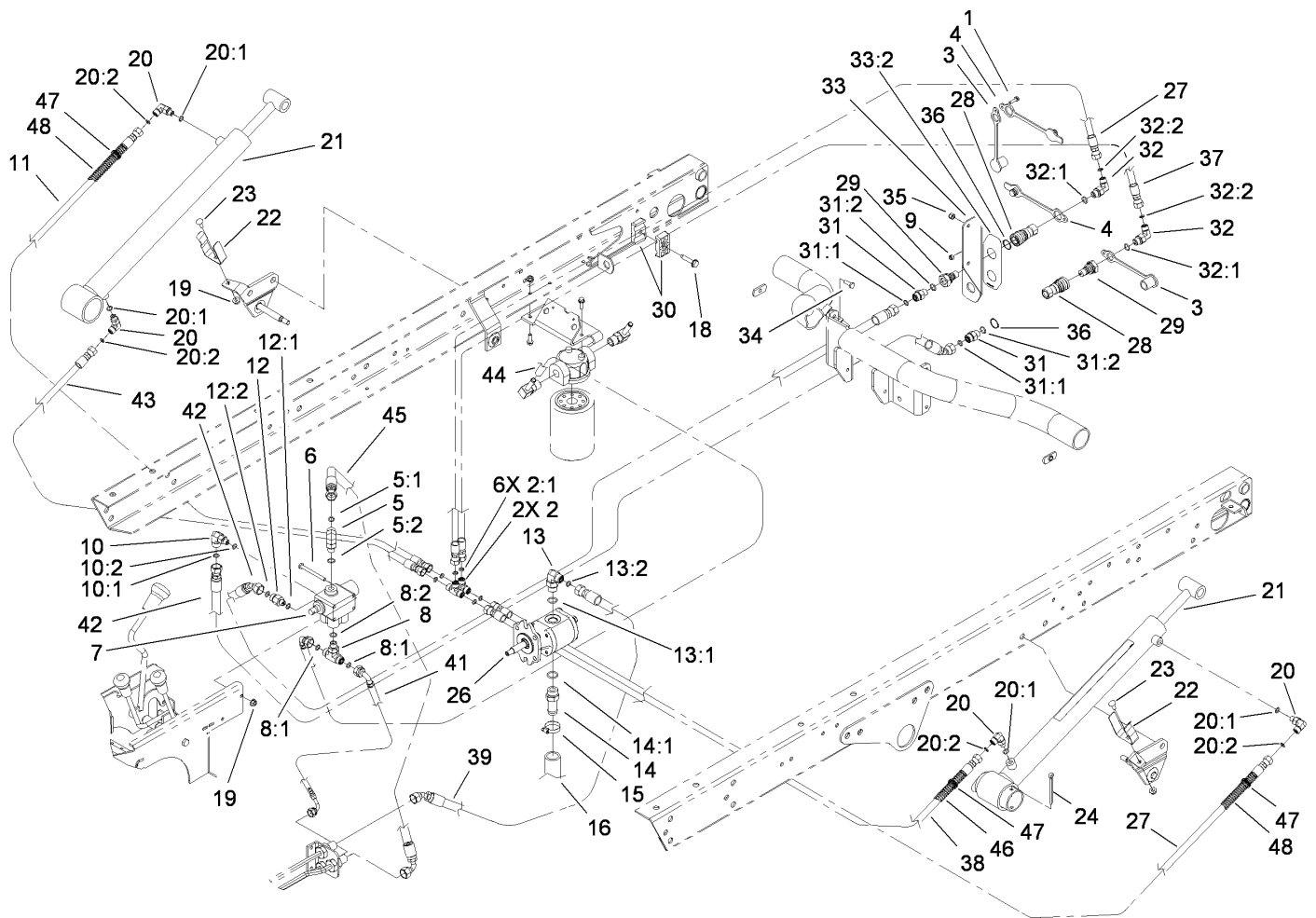
Front Suspension Assembly

<i>Ref.</i>	<i>Part Number</i>	<i>Qty.</i>	<i>Description</i>	<i>Ref.</i>	<i>Part Number</i>	<i>Qty.</i>	<i>Description</i>
1	324-10	4	Screw-HH	15	3296-48	10	Nut-Lock, NI
2	87-5330	12	Washer	16	3290-357	4	Nut-HHF, Whiz
3	87-3600	10	Spacer-Absorber, Shock	17	87-3910	2	Bushing-Rubber
4	87-3920	24	Bushing	18	87-4010-03	2	Clamp-Bar, Sway
5	87-3860-03	2	Anti-Sway Bar Link ASM	19	3231-25	4	Screw-CARR
6	323-12	8	Screw-HH	20	87-3890-03	2	Bracket-Bar, Sway
7	33-3090	4	Bushing	21	87-3850-03	1	Bar-Sway, Anti
8	302-11	2	Fitting-Lube, 45 DEG	22	105-4183-01	2	Spring-Compression
9	87-0150-03	1	Tower-Control Arm, RH	23	324-9	4	Screw-HH
10	324-13	2	Screw-HH	24	106-2302-03	2	Stabilizer Link ASM
11	325-13	2	Screw-HH	25	3296-39	8	Nut-Lock, NI
12	87-2500	2	Sleeve-Spring, Pivot	26	87-3110	2	Absorber-Shock
13	105-7958	2	Spring Cradle ASM	27	3256-27	2	Washer-Flat
13:2	93-9879	1	Decal-Warning	28	3256-6	2	Washer-Flat
14	3296-23	4	Nut-Lock, NI	29	87-0160-03	1	Tower-Control Arm, LH



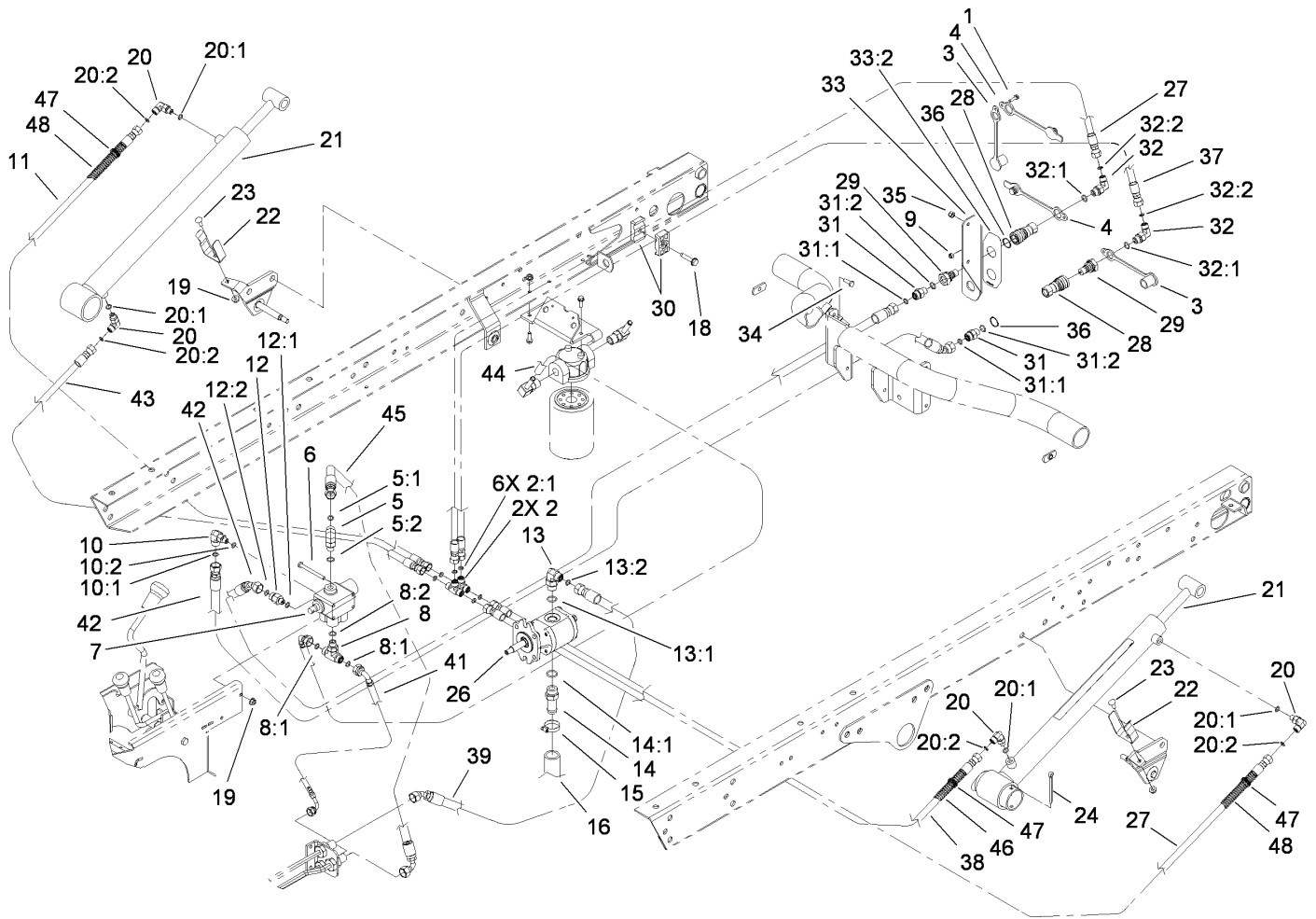
Front Control Arm Assembly

<i>Ref.</i>	<i>Part Number</i>	<i>Qty.</i>	<i>Description</i>
1	302-5	4	Fitting-Grease
2	32151-104	4	Ring-Retaining, External
3	93-7135-03	1	Arm-Control, Top (RH)
4	93-7133-03	1	Arm-Control, Top (LH)
5	87-1430	4	Joint-Ball
6	3272-12	4	Pin-Cotter
7	87-2420	4	Seal-Joint, Ball
10	87-0210-03	1	Arm-Control, Lower (RH)
11	87-0220-03	1	Arm-Control, Lower (LH)
12	87-1450	8	Bushing-Flange
13	3296-42	2	Nut-Lock, NI
14	322-5	2	Screw-HH
15	325-14	8	Screw-HH
16	3296-23	8	Nut-Lock, NI
17	32136-2	4	Nut-SHH
18	93-7070	2	Bracket-Hose, Brake
19	321-6	2	Screw-HH
20	32128-20	2	Nut-HF
21	2412-10	2	R-Clamp
22	87-3580	2	Clip-Retainer



Lift Valve and Hydraulic Assembly

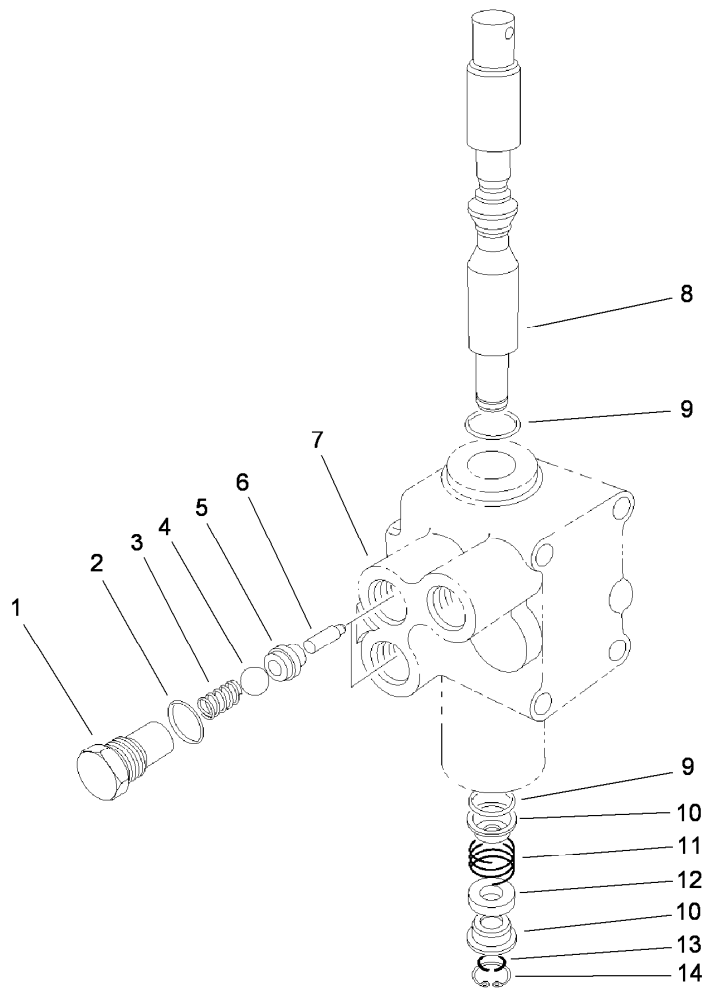
Ref.	Part Number	Qty.	Description	Ref.	Part Number	Qty.	Description
1	32105-13	1	Screw-HWH	16	87-3670	1	Hose-Suction
2	340-21	2	Fitting	18	32144-57	1	Screw
2:1	237-21	3	O-Ring	19	32128-33	4	Nut-HF
3	106-7881	2	Cap-Dust, HYD	20	340-132	4	Fitting-HYD, 90 DEG
4	106-7882	2	Plug-Dust, HYD	20:1	237-78	1	O-Ring
5	340-77	1	Fitting-HYD, 90 DEG	20:2	237-21	1	O-Ring
5:1	237-22	1	O-Ring	21	106-7939	2	HYD Cylinder ASM
5:2	237-42	1	O-Ring	22	108-3109	2	Retainer-Cylinder
6	321-14	2	Screw-HH	23	3229-1	2	Screw-CARR
7	43-1950	1	Valve-Control, HYD	24	3272-37	2	Pin-Cotter
8	340-94	1	Adapter	26	112-2983	1	Pump-Gear, Hydraulic
8:1	237-22	2	O-Ring	27	104-3716	2	HYD Hose ASM
8:2	237-42	1	O-Ring	28	106-7968	2	Coupler-Quick, Female
9	3296-2	1	Nut-Lock, NI	29	106-7969	2	Coupler-Quick, Male
10	340-97	1	Fitting-HYD, 90 DEG	30	56-7976	2	Clamp-Tube
10:1	237-22	1	O-Ring	31	340-2	2	Fitting-HYD, Straight
10:2	237-78	1	O-Ring	31:1	237-22	1	O-Ring
11	92-7564	1	Hose ASM	31:2	237-42	1	O-Ring
12	340-88	1	Adapter	32	340-82	2	Adapter
12:1	237-22	1	O-Ring	32:1	237-42	1	O-Ring
12:2	237-78	1	O-Ring	32:2	237-21	1	O-Ring
13	340-18	1	Fitting-HYD, 90 DEG	33	106-7923	1	Quick Coupler Bracket ASM
13:1	237-79	1	O-Ring	33:2	106-7888	1	Decal-Couplers, Quick
13:2	237-22	1	O-Ring	34	3234-21	2	Screw-HHF
14	354-136	1	Fitting-HYD	35	3296-42	2	Nut-Lock, NI
14:1	237-80	1	O-Ring	36	32151-83	2	Ring-Snap
15	2412-34	1	Clamp-Hose	37	98-4584	1	HYD Hose ASM



Lift Valve and Hydraulic Assembly (continued)

<i>Ref.</i>	<i>Part Number</i>	<i>Qty.</i>	<i>Description</i>
38	98-4590	1	HYD Hose ASM
39	95-0965	1	Hose ASM
41	106-7964	1	Hose-HYD
42	106-7977	2	Hose-HYD
43	106-7981	1	Hose-HYD

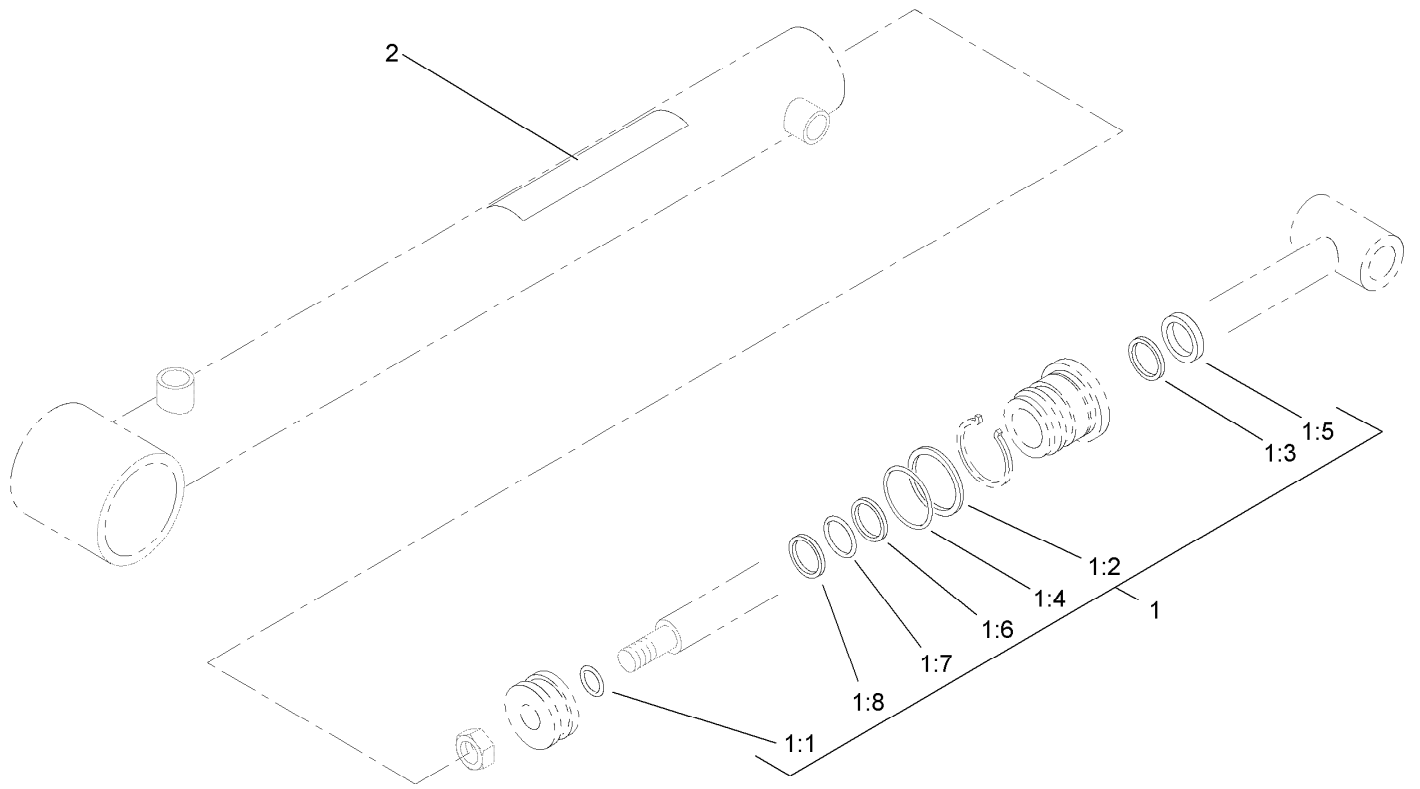
<i>Ref.</i>	<i>Part Number</i>	<i>Qty.</i>	<i>Description</i>
44	106-7965	1	Hose-HYD
45	95-8828	1	Hose ASM
46	24-7922	1	Cover-Shaft, Drive
47	3290-378	6	Tie-Cable
48	24-7923	2	Cover-Shaft, Drive



Control Valve Assembly No. 43-1950

<i>Ref.</i>	<i>Part Number</i>	<i>Qty.</i>	<i>Description</i>
1	22-8330	2	Plug
2	237-42	2	O-Ring
3	22-8340	2	Spring
4	22-8350	2	Ball
5	22-8370	2	Seat-Valve
6	22-8360	2	Pin
7		1	Body ●
8	22-8420	1	Spool
9	22-8500	2	O-Ring
10	22-8380	2	Retainer
11	22-8410	1	Spring
12	23-3030	1	Spacer
13	22-8480	1	Ring-Snap
14	22-8490	1	Ring-Snap

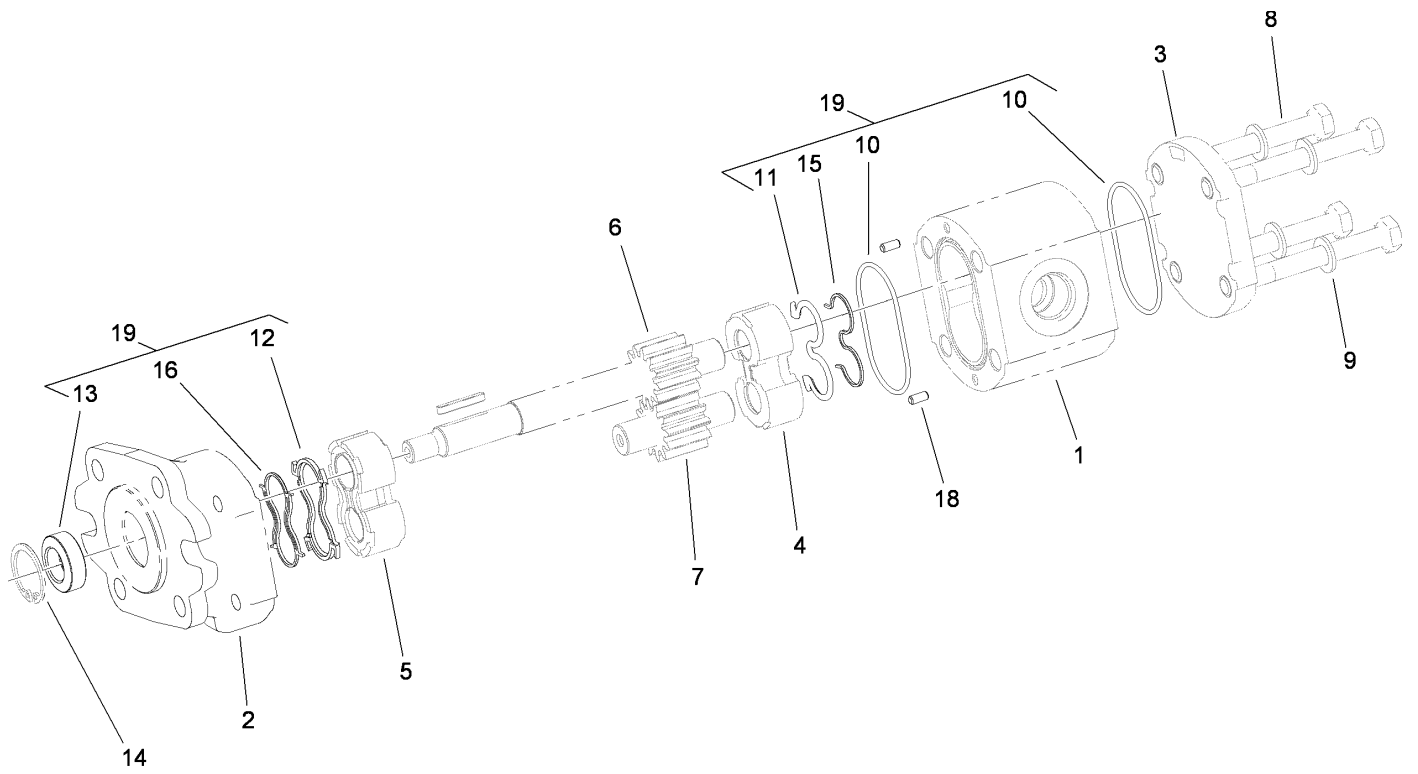
● Not serviced separately



Hydraulic Cylinder Assembly No. 106-7939

<i>Ref.</i>	<i>Part Number</i>	<i>Qty.</i>	<i>Description</i>
1	106-7941	1	Seal Kit
1:1		1	O-Ring ●
1:2		1	O-Ring ●
1:3		1	Seal ●
1:4		1	Back-Up ●
1:5		1	Wiper ●
1:6		1	Seal ●
1:7		1	O-Ring ●
1:8		1	Ring-Wear ●
2	93-9852	1	Decal-Warning

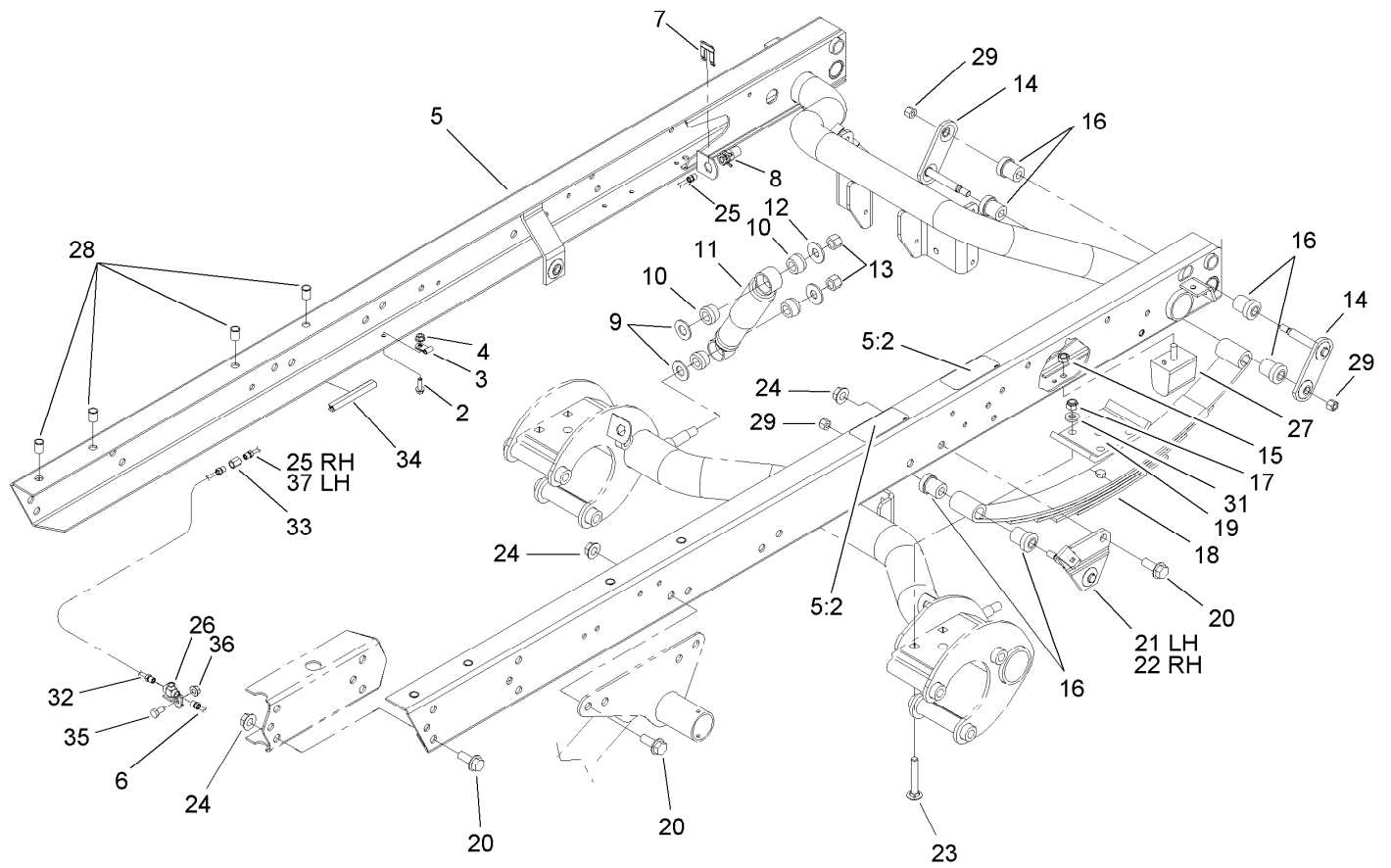
● Not serviced separately



Hydraulic Gear Pump Assembly No. 112-2983

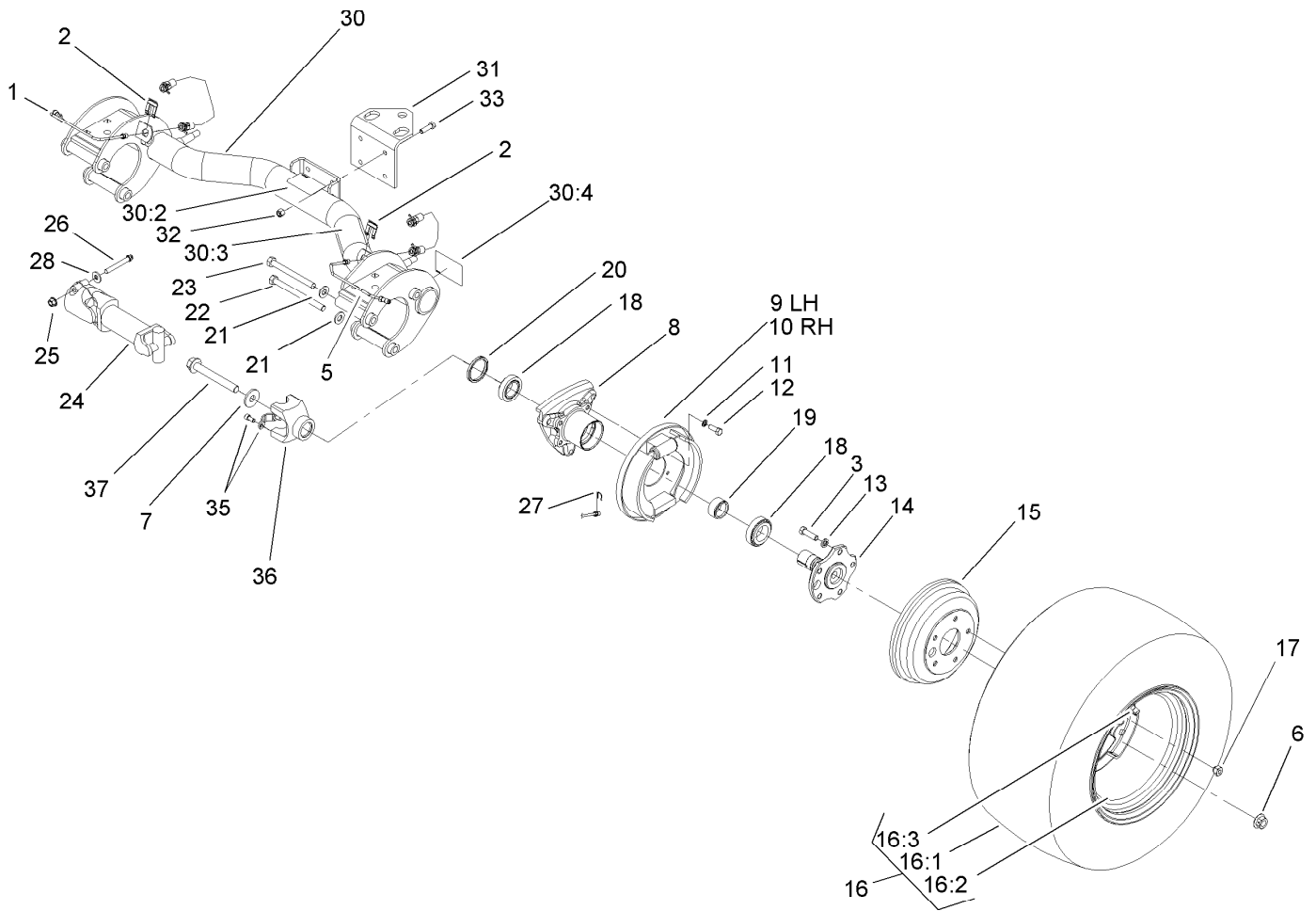
Ref.	Part Number	Qty.	Description
1		1	Body ●
2		1	Cover-Front ●
3		1	Cover-Rear ●
4		1	Plate-Thrust ●
5		1	Plate-Thrust, Upper ●
6		1	Shaft-Drive ●
7		1	Gear-Driven ●
8		4	Screw-HH ●
9		4	Washer ●
10		2	O-Ring Seal ●
11		1	Seal ●
12		1	Seal-Upper ●
13		1	Seal-Shaft ●
14		1	Ring-Clip ●
15		1	Antiextrusion ●
16		1	Antiextrusion ●
18		1	Pin-Dowel ●
19	112-0199	1	Seal Kit

● Not serviced separately



Rear Frame Assembly

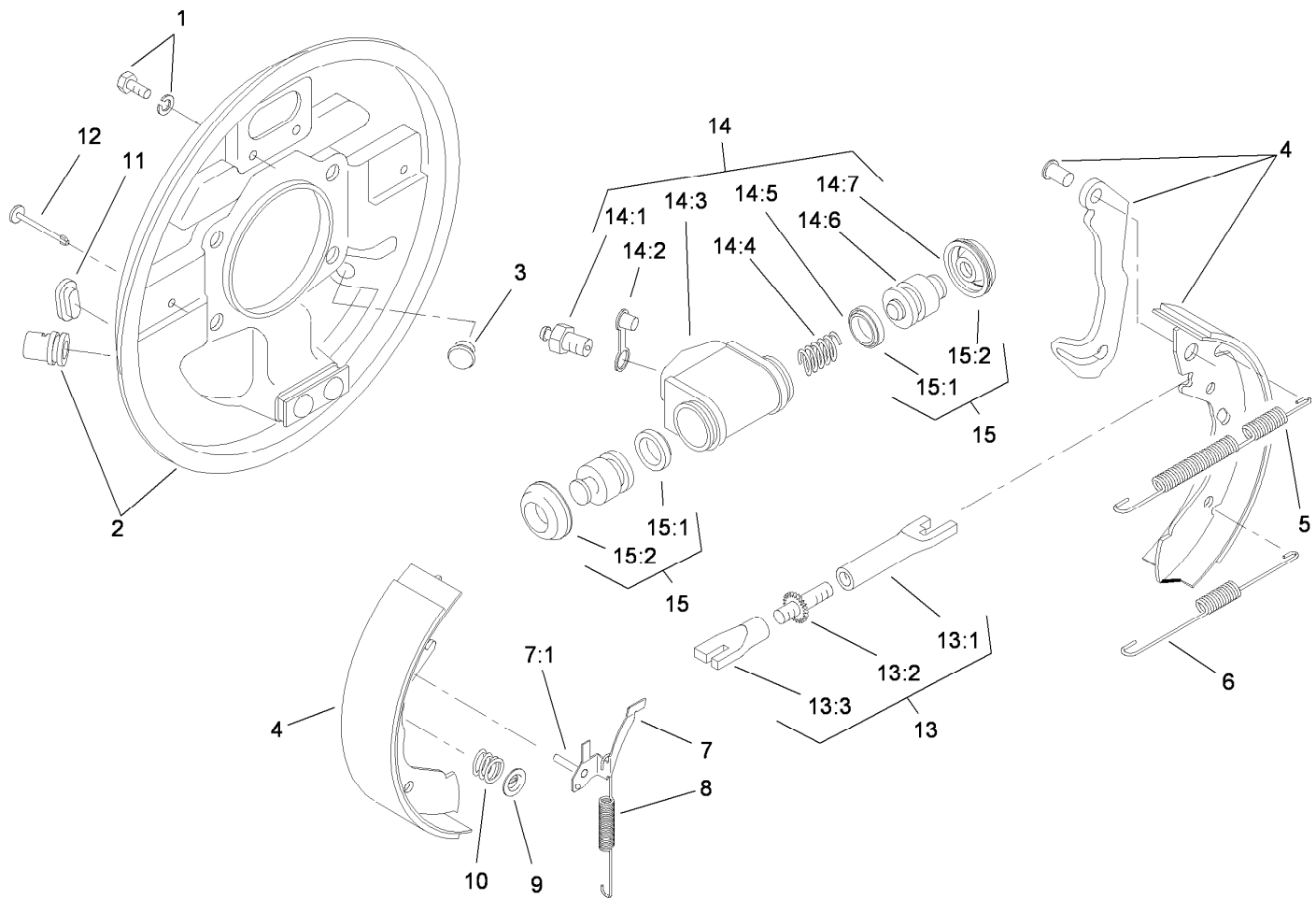
Ref.	Part Number	Qty.	Description	Ref.	Part Number	Qty.	Description
2	3234-4	4	Screw-HHF	19	87-7470-03	2	Plate-Spring, Clamp
3	2412-149	4	Clamp-Hose	20	3234-38	24	Screw-HHF
4	32128-33	4	Nut-HF	21	87-3960	1	LH Spring Mount ASM
5	105-7959	1	Frame Channel ASM	22	87-3940	1	RH Spring Mount ASM
5:2	93-8071	2	Decal-Surface, Hot	23	3232-17	8	Screw-CARR
6	94-3843	1	LH Rear Brake Tube ASM	24	32128-23	24	Nut-HF
7	87-3580	2	Clip-Retainer	25	94-3846	1	RH Rear Brake Tube ASM
8	87-4100	2	Hose-Brake, Rear	26	87-3560	1	Tee
9	3256-27	4	Washer-Flat	27	87-3470	2	Bumper-Axle, Rear
10	87-3920	8	Bushing	28	32148-9	8	Insert-Nut
11	87-3110	2	Absorber-Shock	29	3296-39	6	Nut-Lock, NI
12	3256-6	4	Washer-Flat	31	87-7480	8	Washer
13	3296-23	4	Nut-Lock, NI	32	94-3845	1	RH Rear Brake Tube ASM
14	87-3980	4	Shackle ASM	33	87-3570	2	Union
15	48-9520	2	Nut	34	43-4300	1	Trim-Frame, Rear
16	87-4760	12	Bushing-Rubber	35	322-2	1	Screw-HH
17	3296-76	8	Nut-Lock, NI	36	32128-20	1	Nut-HF
18	87-1490	2	Spring-Leaf, Rear	37	94-3844	1	LH Rear Brake Tube ASM



Rear Axle Assembly

Ref.	Part Number	Qty.	Description	Ref.	Part Number	Qty.	Description
1	87-4090	1	RH Rear Brake Tube ASM	19	87-4060	2	Spacer-Bearing, Wheel
2	87-3580	2	Clip-Retainer	20	108-7019	2	Seal-Shaft
3	87-2080	10	Bolt-Hex, TAP	21	87-7270	6	Washer-Thrust
5	87-4080	1	LH Rear Brake Tube ASM	22	325-20	5	Screw-HH
6	105-1764	2	Nut-Flange, Side Lock	23	325-19	1	Screw-HH
7	104-9216	2	Washer-Hardened	24	98-2918	2	Driveshaft ASM
8	87-2240	2	Housing-Axle	25	32128-36	4	Nut-HF
9	112-7961	1	LH Rear Brake ASM	26	98-2939	4	Screw-Cap
10	112-7962	1	RH Rear Brake ASM	27	87-3310	2	Clip-Cable, Brake
11	3253-21	8	Washer-Lock	28	80-6990	4	Washer-Hardened
12	3235-22	8	Screw-HH, Lock	30	105-7961	1	Rear Axle ASM
13	3253-6	10	Washer-Lock	30:2	93-9442	1	Decal-Atf
14	105-1717-03	2	Axle-Stub	30:3	93-9862	1	Decal-Danger
15	93-7128	2	Drum-Brake	30:4	93-9449	2	Decal-Driveshaft
16		2	Tire And Wheel ASM ●	31	92-5951-03	1	Angle-Hitch
16:1	106-7868	1	Tire	32	3296-39	4	Nut-Lock, NI
16:2	87-6750	1	Wheel	33	323-7	4	Screw-HH
16:3	232-27	1	Stem-Valve	35	92-4189	2	Strap Kit
17	23-7270	10	Nut-Wheel	36	92-4190	2	Yoke
18	87-1970	2	Bearing-Matched Set	37	105-1763	2	Screw-HHF

● Not serviced separately

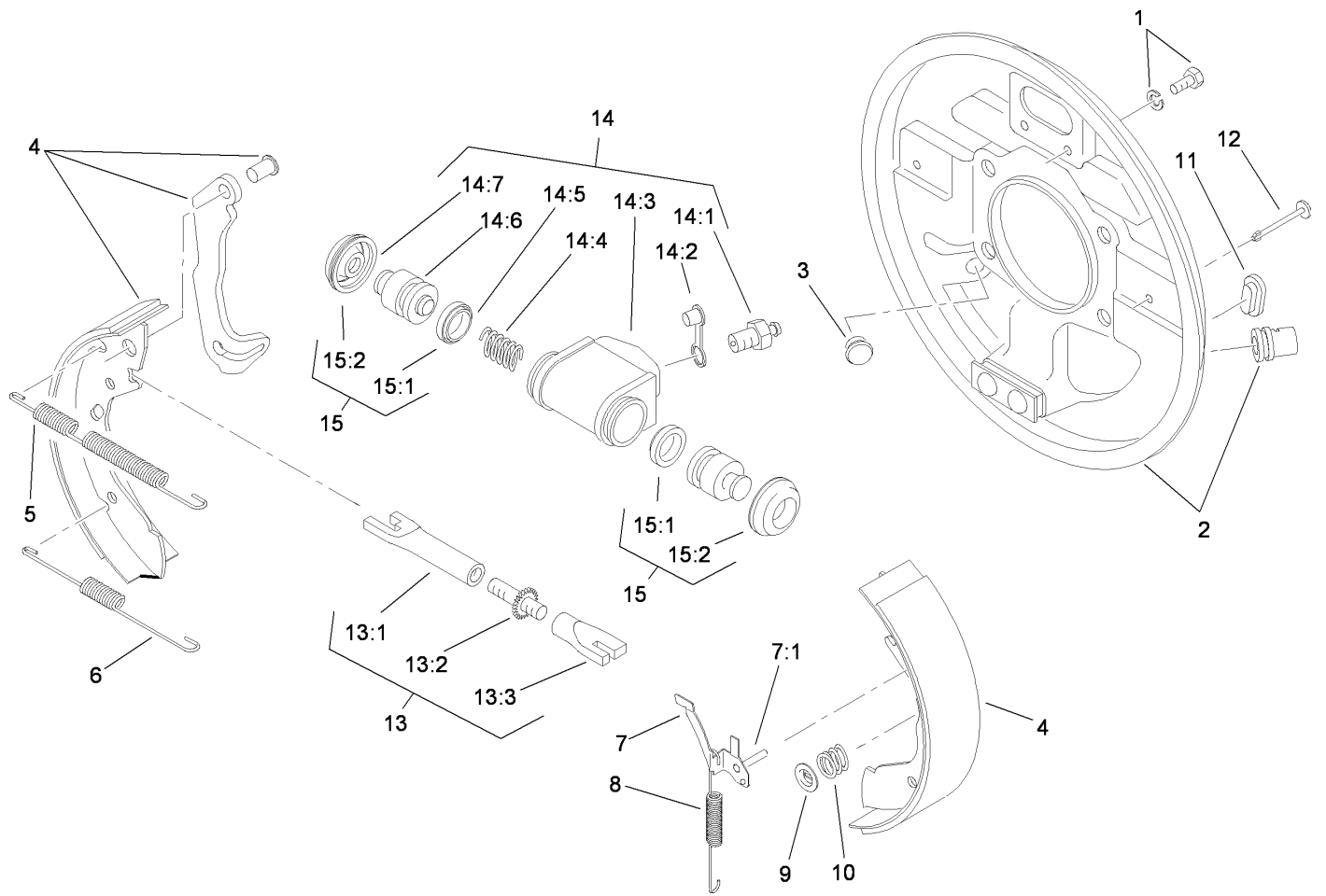


LH Rear Brake Assembly No. 112-7961

Ref.	Part Number	Qty.	Description	Ref.	Part Number	Qty.	Description
1	92-4135	2	Bolt-Set	13	92-4144	1	LH Adjuster ASM
2	112-7968	1	LH Backplate ASM	13:1		1	Pushrod-Female ■
3	92-4146	1	Plunger ASM	13:2		1	Bolt-Adjuster ■
4	112-7978	1	Lined Shoe Kit	13:3		1	Sleeve-Adjuster ■
5	92-4147	1	Spring-Return, Shoe (Upper, LH)	14	92-4140	1	LH Wheel Cylinder ASM
6	92-4149	1	Spring-Return, Shoe (Lower)	14:1	92-4137	1	Screw-Bleed
7	92-4123	1	LH Pawl Lever ASM	14:2	92-4114	1	Cap-Screw, Bleed
7:1		1	Pin-Pawl ■	14:3		1	Body ■
8	92-4150	1	Spring-Adjuster, LH	14:4		1	Spring ■
9	92-4131	2	Washer-Hold Down, Shoe	14:5		2	Seal-L Type ■
10	92-4152	2	Spring-Hold Down, Shoe	14:6		2	Piston ■
11	92-4134	1	Plug-Inspection	14:7		2	Cover-Dust ■
12	92-4133	2	Pin-Hold Down, Shoe	15	92-4142	1	Seal Kit ●
				15:1		2	Seal-L Type ■
				15:2		2	Cover-Dust ■

● Not illustrated

■ Not serviced separately

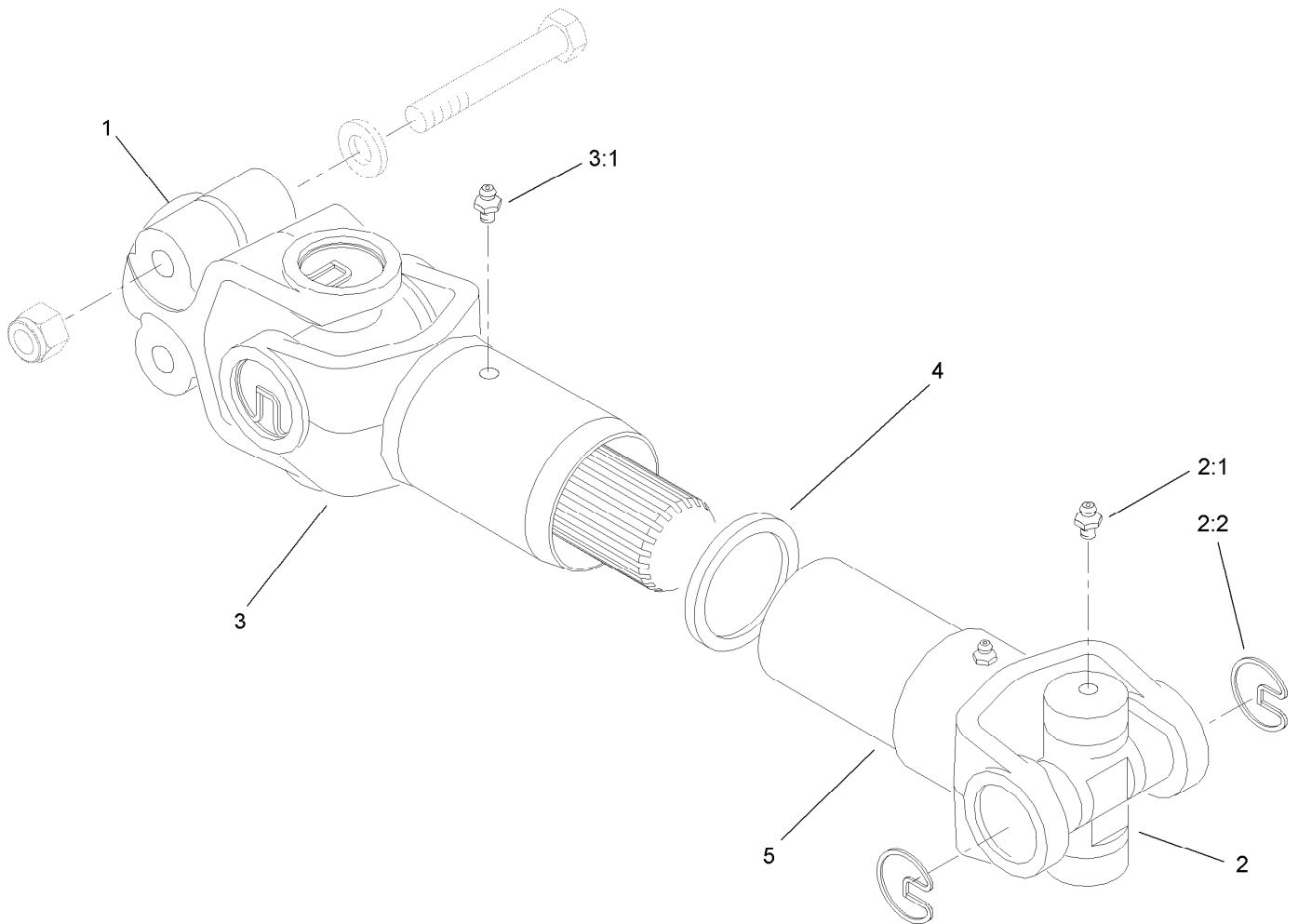


RH Rear Brake Assembly No. 112-7962

Ref.	Part Number	Qty.	Description	Ref.	Part Number	Qty.	Description
1	92-4135	2	Bolt-Set	13	92-4145	1	RH Adjustor ASM
2	112-7967	1	RH Backplate ASM	13:1		1	Pushrod-Female ■
3	92-4146	1	Plunger ASM	13:2		1	Bolt-Adjuster ■
4	112-7978	1	Lined Shoe Kit	13:3		1	Sleeve-Adjuster ■
5	92-4148	1	Spring-Return, Shoe (Upper, RH)	14	92-4141	1	RH Wheel Cylinder ASM
6	92-4149	1	Spring-Return, Shoe (Lower)	14:1	92-4137	1	Screw-Bleed
7	92-4124	1	RH Pawl Lever ASM	14:2	92-4114	1	Cap-Screw, Bleed
7:1		1	Pin-Pawl ■	14:3		1	Body ■
8	92-4151	1	Spring-Adjuster, RH	14:4		1	Spring ■
9	92-4131	2	Washer-Hold Down, Shoe	14:5		2	Seal-L Type ■
10	92-4152	2	Spring-Hold Down, Shoe	14:6		2	Piston ■
11	92-4134	1	Plug-Inspection	14:7		2	Cover-Dust ■
12	92-4133	2	Pin-Hold Down, Shoe	15	92-4142	1	Seal Kit ●
				15:1		2	Seal-L Type ■
				15:2		2	Cover-Dust ■

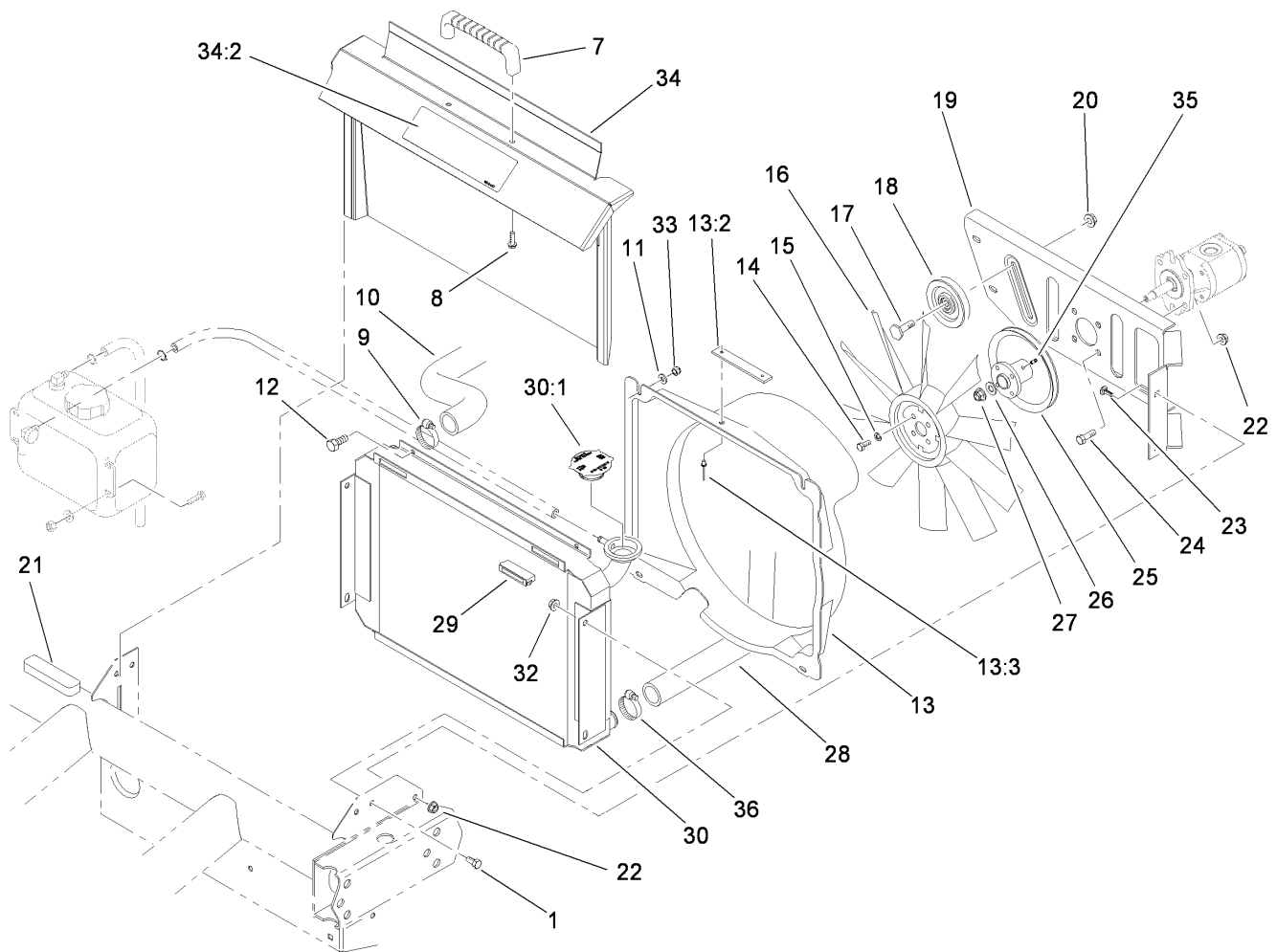
● Not illustrated

■ Not serviced separately



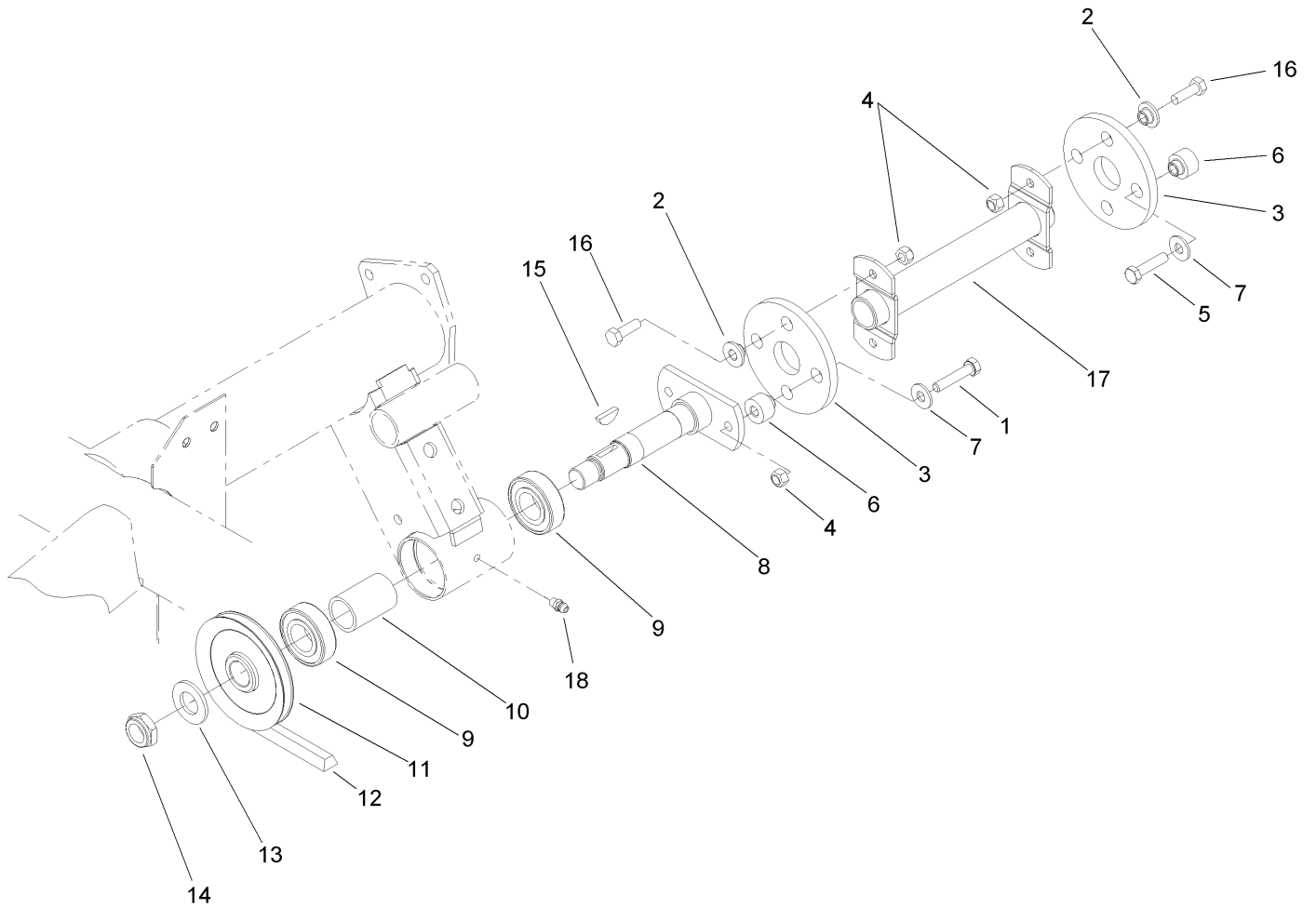
Driveshaft Assembly No. 98-2918

<i>Ref.</i>	<i>Part Number</i>	<i>Qty.</i>	<i>Description</i>
1	98-2940	1	Yoke
2	92-4187	2	Cross And Bearing Kit
2:1	302-58	2	Fitting-Straight
2:2	92-4188	2	Ring-Snap
3	92-4179	1	Yoke-Tube, Shaft And Seal
3:1	302-5	1	Fitting-Grease
4	92-4180	1	Seal
5	92-4182	1	Yoke-Telescoping



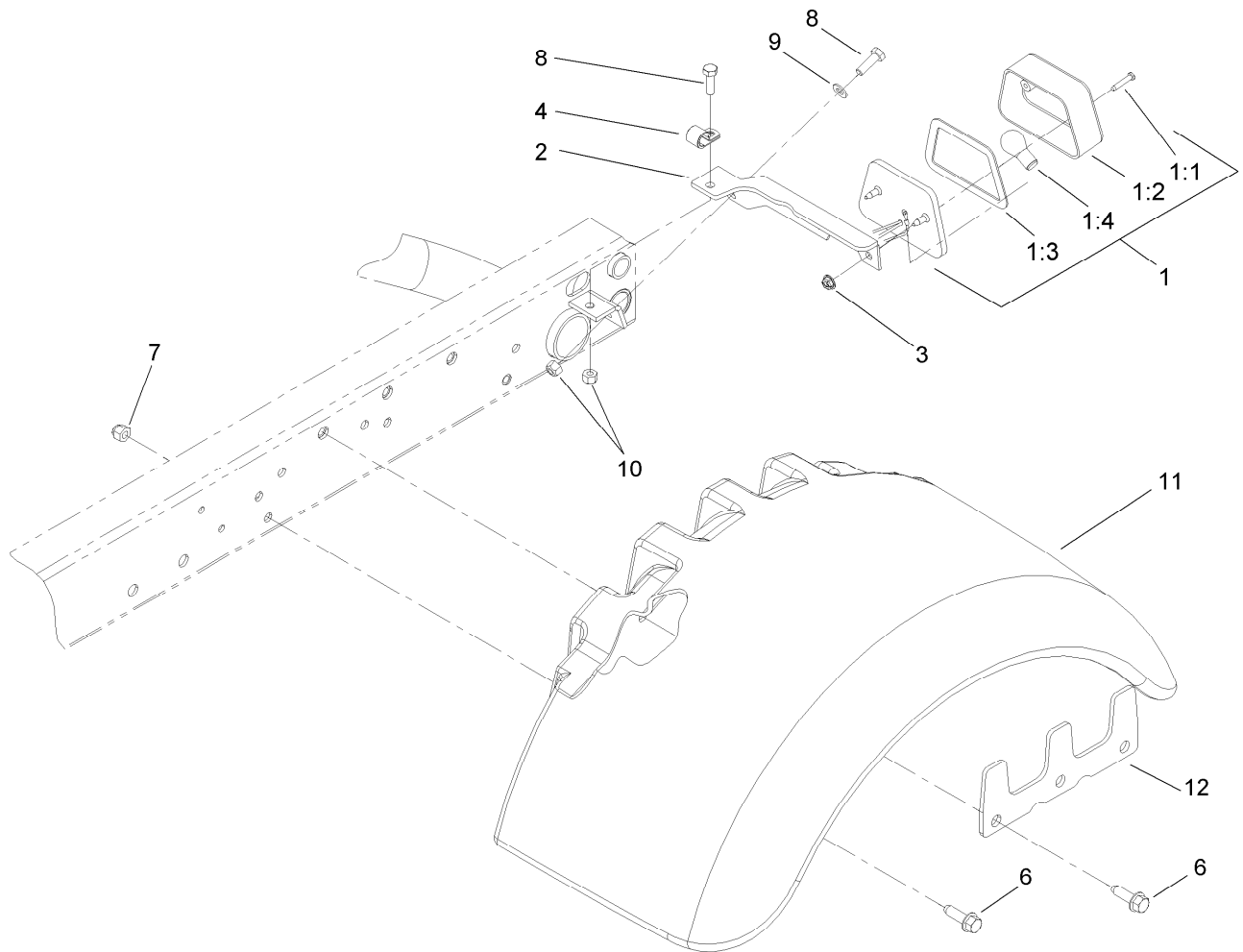
Radiator and Hydraulic Pump Assembly

<i>Ref.</i>	<i>Part Number</i>	<i>Qty.</i>	<i>Description</i>	<i>Ref.</i>	<i>Part Number</i>	<i>Qty.</i>	<i>Description</i>
1	322-2	4	Screw-HH	21	87-9810	1	Foam-Tank, Overflow
7	65-5100	1	Handle-Door	22	3296-29	8	Nut-Lock, NI
8	46-8091	2	Screw-HWH	23	3230-23	4	Screw-CARR
9	2412-34	1	Clamp-Hose	24	322-5	4	Screw-HH
10	105-1724	1	Hose-Radiator, Upper	25	94-5237	1	Fan Hub ASM
11	3256-22	4	Washer-Flat	26	3256-45	1	Washer-Flat
12	321-4	4	Screw-HH	27	3296-5	1	Nut-Lock
13	105-7956	1	Fan Shroud ASM	28	105-1725	1	Hose-Radiator, Lower
13:2	98-9335	1	Plate-Warning, Fan	29	58-4250	2	Catch-Magnetic
13:3	3290-271	2	Rivet-Pop	30	115-2303	1	Radiator
14	321-3	4	Screw-HH	30:1	66-3240	1	Cap-Radiator
15	3253-3	4	Washer-Lock	32	32128-20	4	Nut-HF
16	84-1880	1	Fan	33	3296-42	4	Nut-Lock, NI
17	32141-86	1	Screw-Leveler	34	105-4223	1	Radiator Cover ASM
18	63-8140	1	Pulley-Idler	34:2	93-9447	1	Decal-Caution
19	93-7088-03	1	Plate-Mount, Pump	35	3245-31	1	Screw-HSH
20	3290-357	1	Nut-HHF, Whiz	36	2412-3	1	Clamp-Hose



Fan and Hydraulic Pump Drive Assembly

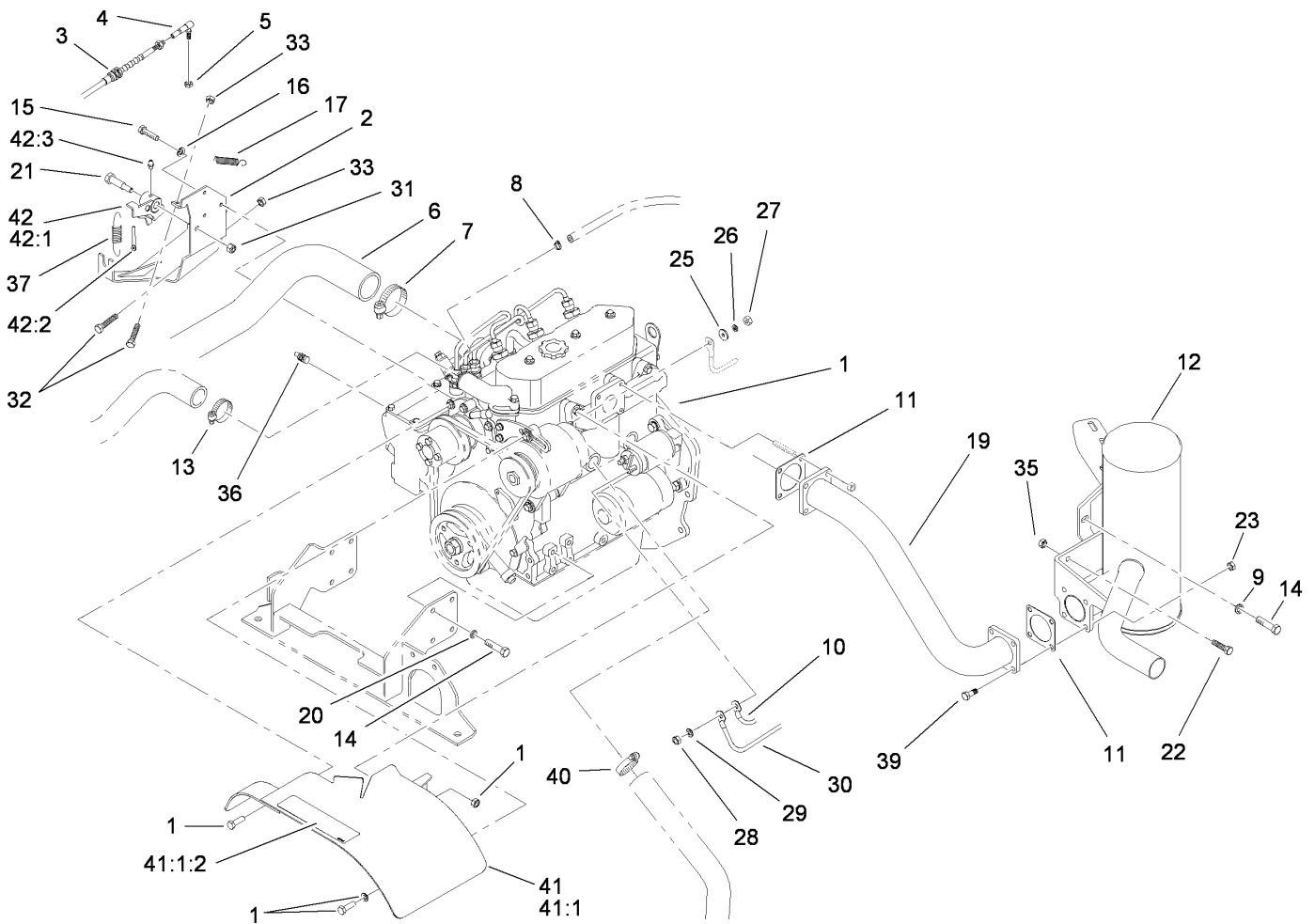
<i>Ref.</i>	<i>Part Number</i>	<i>Qty.</i>	<i>Description</i>
1	33114-040	2	Screw-HH
2	27-6600	4	Spacer-Coupling
3	44-2230	2	Coupling-Rubber
4	33024-00	6	Nut-Lock
5	48-7740	2	Screw
6	27-6590	4	Spacer-Coupling, Rubber
7	3256-3	4	Washer-Flat
8	87-2720-03	1	Shaft-Mask
9	113514	2	Bearing-Ball
10	87-2750	1	Spacer-Bearing
11	87-3370	1	Pulley And Hub ASM
12	93-7140	1	V-Belt-Pump
13	3256-28	1	Washer-Flat
14	3296-15	1	Nut-Lock, NI
15	3257-7	1	Key-Woodruff
16	33114-025	4	Screw-HH
17	87-4440-03	1	Driveshaft ASM
18	302-5	1	Fitting-Grease



Tail Light and Fender Assembly

<i>Ref.</i>	<i>Part Number</i>	<i>Qty.</i>	<i>Description</i>
1	87-2110	1	Light-Tail / Brake
1:1	32144-93	4	Screw-PPHTF
1:2	87-6300	2	Lens-Light, Tail
1:3	87-6310	2	Gasket-Light, Tail
1:4		1	Bulb ●
2	106-7872-03	1	LH Tail Light Bracket ASM
3	3290-506	2	Palnut
4	2412-93	1	Clamp-R
6	32144-109	10	Screw
7	3296-39	2	Nut-Lock, NI
8	322-5	2	Screw-HH
9	3256-23	1	Washer-Flat
10	3296-29	2	Nut-Lock, NI
11	106-2373	2	Fender-Rear
12	106-7895-03	2	Plate-Support

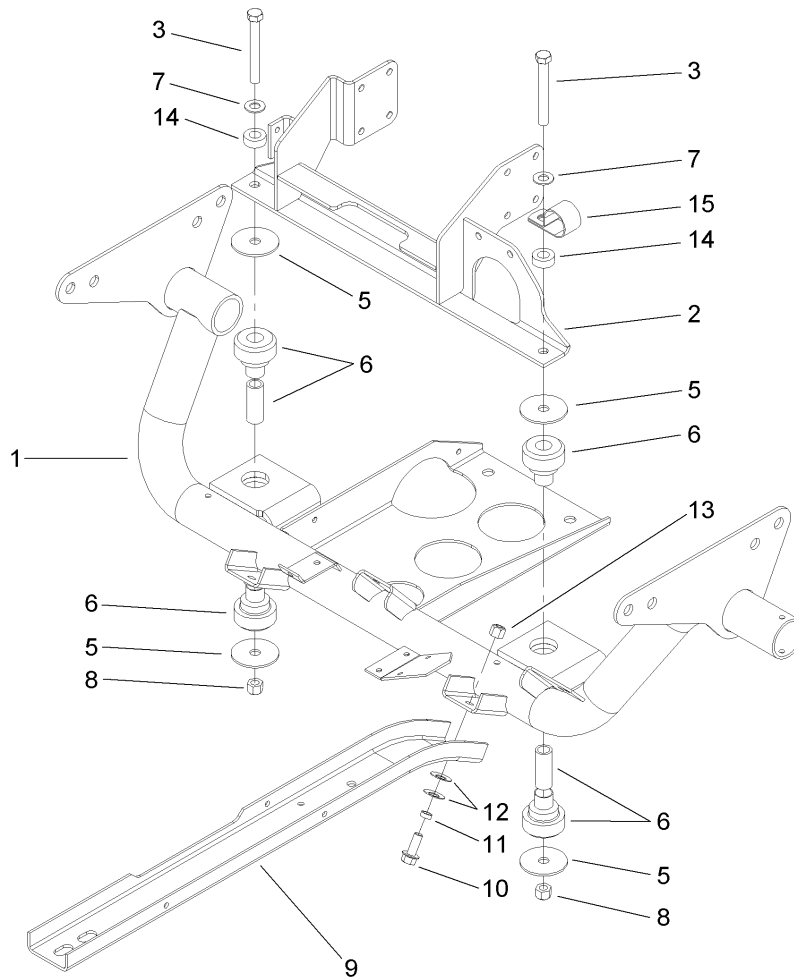
● Not serviced separately



Engine Assembly

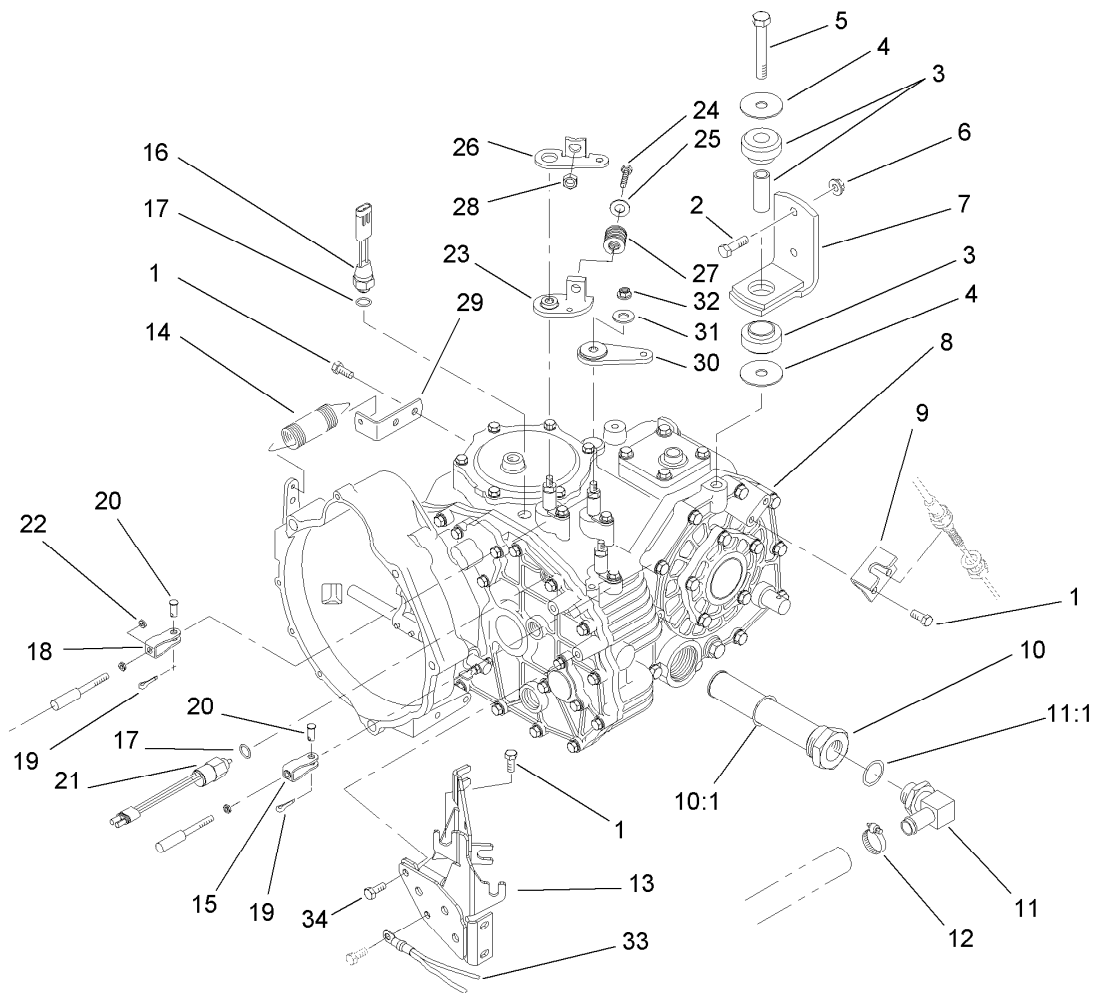
Ref.	Part Number	Qty.	Description	Ref.	Part Number	Qty.	Description
1	104-9218	1	Engine ASM	23	32128-25	4	Nut-HF
2	106-2445-03	1	Throttle Bracket ASM	25	3256-2	1	Washer-Flat
3	110-2549	1	Cable-Accelerator, Liquid-Cooled	26	43-5920	1	Washer-Lock, Spring
4	18-1720	1	Governor Ball Joint ASM	27	48-7880	1	Nut-Hex
5	3296-3	1	Nut-Lock	28	33014-00	1	Nut-Hex
6	107-7961	1	Hose-Intake	29	3254-2	1	Washer-Lock, Internal
7	2412-92	1	Clamp-Hose	30	87-3070	1	Cable-Battery, Positive
8	2412-108	1	Clamp-Worm	31	3296-29	1	Nut-Lock, NI
9	87-8640	1	Washer-Flat	32	321-7	2	Screw-HH
10	99-3441	1	Harness-Wire, Fusible Link	33	3218-1	2	Nut-Jam
11	105-4209	2	Gasket-Muffler	35	32128-20	2	Nut-HF
12	105-1778	1	Muffler-Exhaust	36	94-7621	1	Sender-Temperature
13	2412-34	1	Clamp-Hose	37	107-7958	1	Spring-Governor
14	33114-020	9	Screw-HH	39	3274-22	4	Screw-HSH
15	33103-016	3	Screw-HHF	40	2412-3	1	Clamp-Hose
16	3253-3	3	Washer-Lock	41	115-2327	1	Engine Cover Kit
17	87-4020	1	Spring-Extension	41:1		1	Engine Cover ASM ●
19	108-3066	1	Exhaust Tube ASM	41:1:2	93-7814	1	Decal-Danger
20	3253-4	8	Washer-Lock	42	108-6933	1	Bellcrank Service ASM
21	7-0030	1	Screw-Shoulder, HH	42:1	108-6925	1	Bellcrank ASM
22	322-5	2	Screw-HH	42:2	108-6932	1	Rod-Link, Governor
				42:3	302-5	1	Fitting-Grease

● Not serviced separately



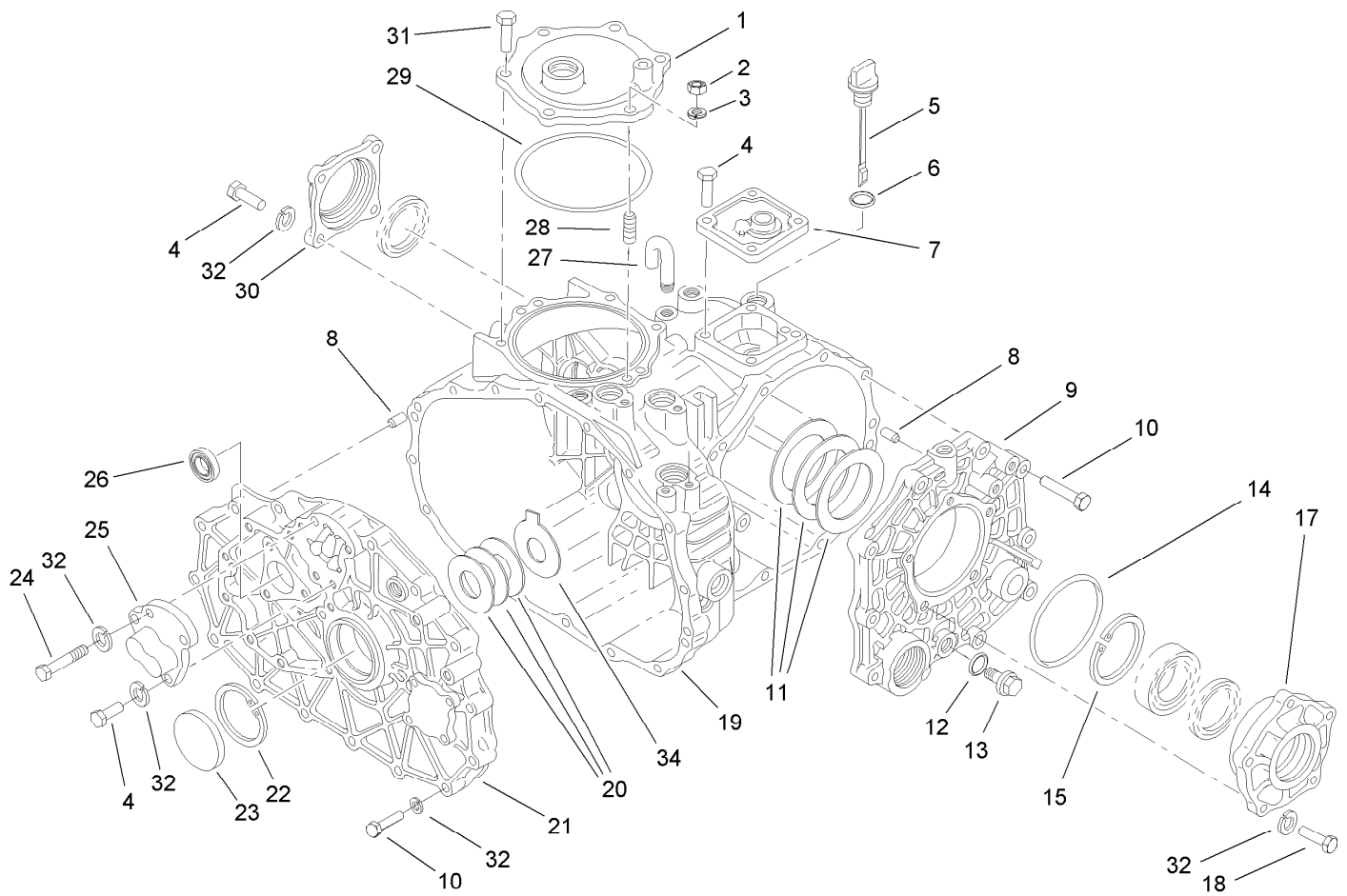
Engine Support Assembly

<i>Ref.</i>	<i>Part Number</i>	<i>Qty.</i>	<i>Description</i>
1	105-4200-03	1	Engine Support ASM
2	104-9238-03	1	Engine Mount ASM
3	324-19	2	Screw-HH
5	87-5100	4	Washer-Snubbing
6	106-7865	2	Engine Mount ASM
7	3256-25	2	Washer-Flat
8	3296-48	2	Nut-Lock, NI
9	87-4730-03	2	Guard-Belly
10	3234-11	6	Screw-HHF
11	76-9100	6	Spacer-Speed, Reel
12	3290-413	12	Washer-Belleville
13	3296-39	6	Nut-Lock, NI
14	59-2290	2	Spacer
15	2412-82	1	Clamp



Transaxle Assembly

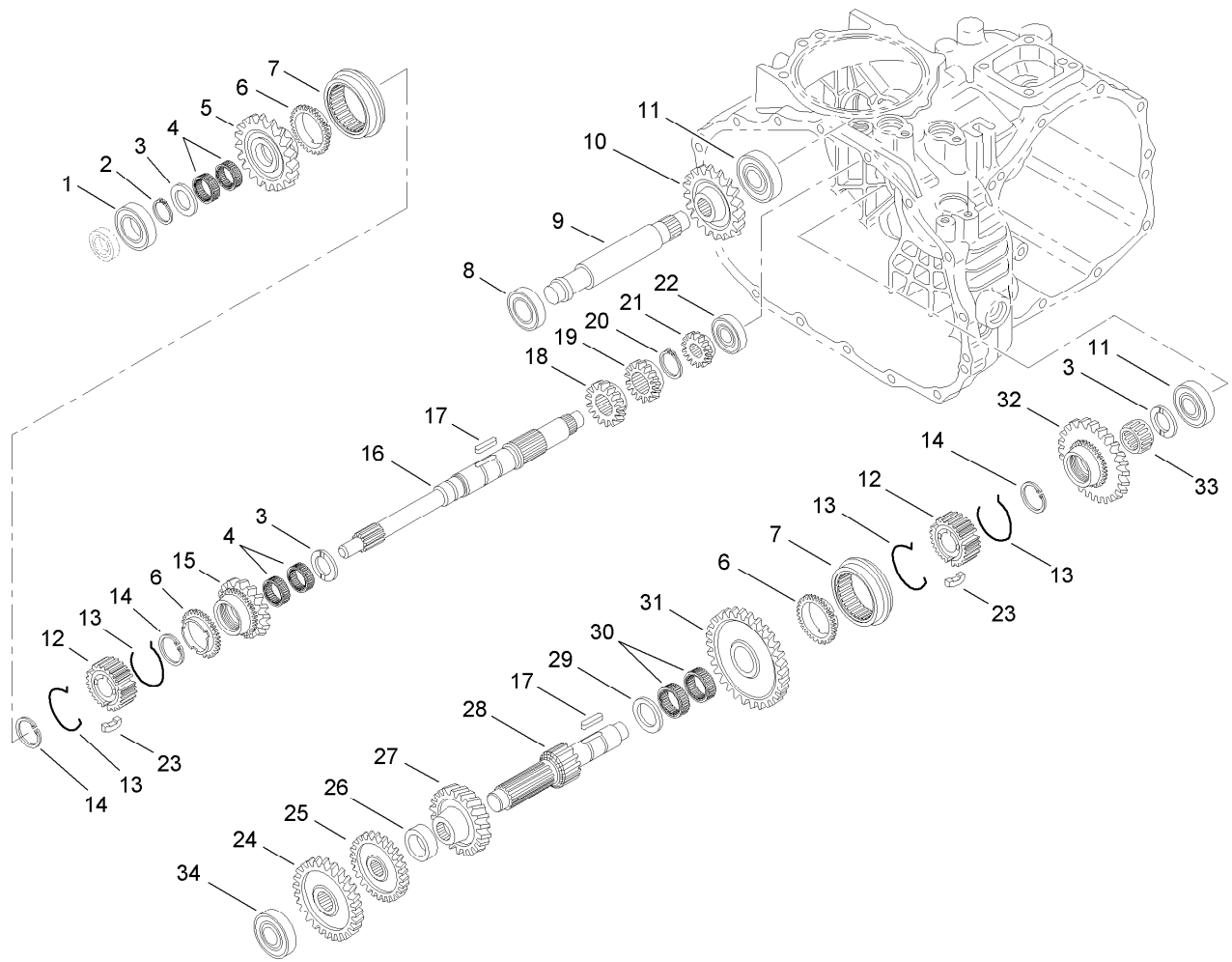
<i>Ref.</i>	<i>Part Number</i>	<i>Qty.</i>	<i>Description</i>	<i>Ref.</i>	<i>Part Number</i>	<i>Qty.</i>	<i>Description</i>
1	33114-020	5	Screw-HH	16	72-4310	1	Switch-Ball
2	323-7	4	Screw-HH	17	237-30	2	O-Ring
3	106-7865	2	Engine Mount ASM	18	87-2310	2	Clevis-Cable
4	87-5100	4	Washer-Snubbing	19	3272-6	3	Pin-Cotter
5	33116-080	2	Screw-HH	20	283-62	3	Pin-Clevis
6	3296-39	4	Nut-Lock, NI	21	87-6710	1	Switch-Transmission
7	87-5800-03	2	Transaxle Mount ASM	22	3220-1	2	Nut-Jam
8	105-4180	1	2 Wheel Drive Transaxle ASM	23	87-7970	1	Arm-Shift
9	87-4470	1	Bracket-Lock, Differential	24	323-10	1	Screw-HH
10	87-3990	1	Strainer-Transaxle	25	3256-4	1	Washer-Flat
10:1	237-123	1	O-Ring	26	87-8250	1	Plate-Arm, Shift
11	353-987	1	Fitting-HYD, 90 DEG (Barbed)	27	87-6910	1	Spring-Compression
11:1	237-81	1	O-Ring	28	32128-21	1	Nut-HF
12	2412-34	1	Clamp-Hose	29	87-7170	1	Bracket-Spring, Clutch
13	105-4207-03	1	Cable Mount ASM	30	87-7960	2	Lever-Shift
14	68-9950	1	Spring-Traction	31	80-6990	3	Washer-Hardened
15	87-7160	1	Cable Clevis ASM	32	48-9520	3	Nut
				33	87-3080	1	Cable-Battery, Negative
				34	33114-025	2	Screw-HH



Case Assembly Transaxle Assembly No. 105-4180

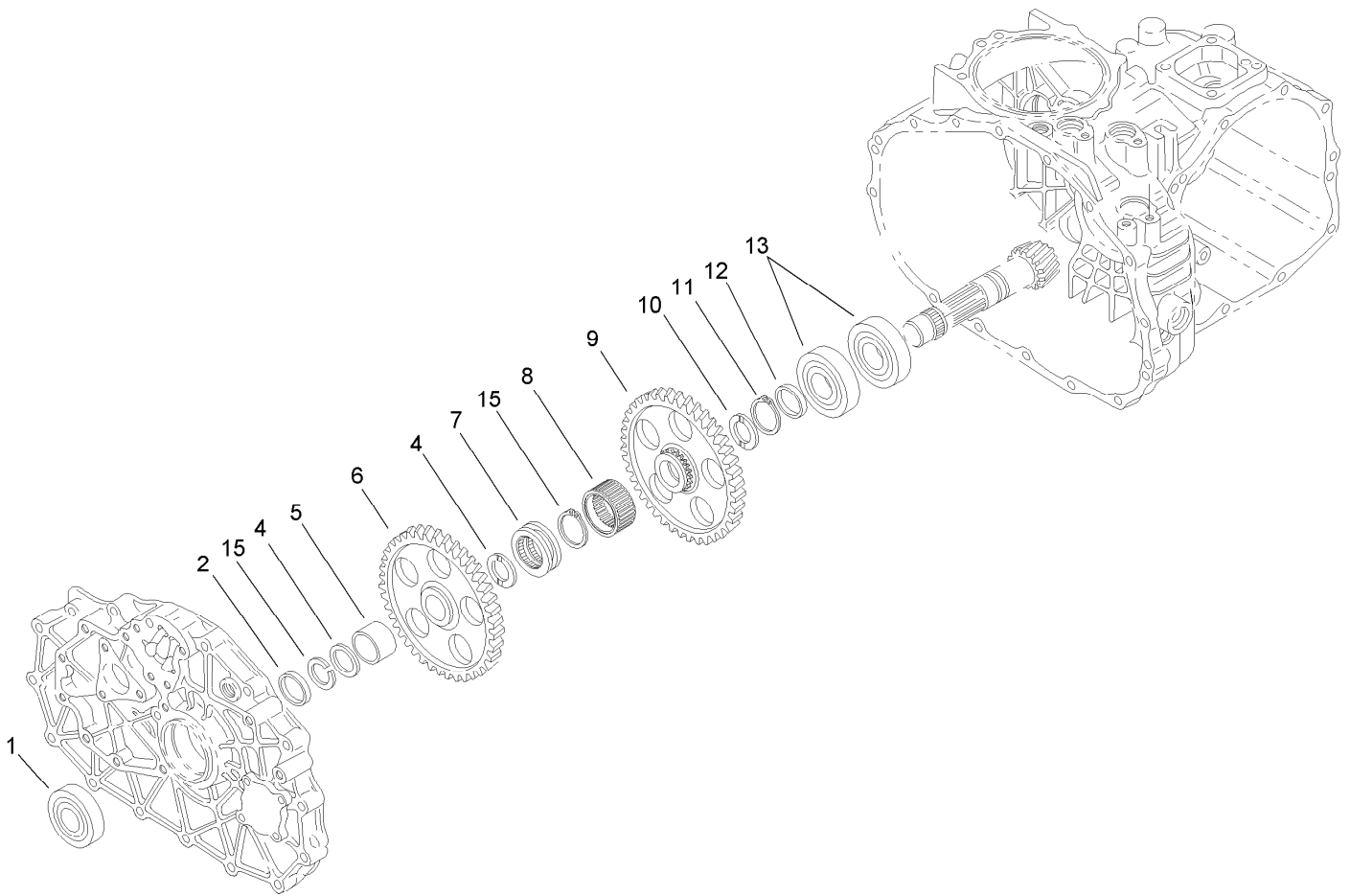
Ref.	Part Number	Qty.	Description	Ref.	Part Number	Qty.	Description
1	92-0656	1	Cover-Upper, PTO	18	33114-030	5	Screw-HH
2	68-9400	1	Nut-Flange	19	92-0651	1	Case-Transmission
3	92-0762	1	Washer-Spring	20	100-4460	1	Shim-Set
4	33114-025	11	Screw-HH	21	100-4461	1	Plate-Center
5	92-0662	1	Cap-Oil	22	92-0759	1	Ring-Snap
6	92-0788	1	O-Ring	23	92-0807	1	Cap-Sealing
7	92-0652	1	Cover-Upper	24	48-7560	1	Bolt-HH
8	92-0765	4	Pin-Parallel	25	92-0706	1	Shaft-Fork
9	92-0653	1	Cover-Side	26	92-0791	1	Seal-Oil
10	33114-040	25	Screw-HH	27	92-0743	1	Breather-Air
11	92-0809	1	Set-Shim	28	92-0804	1	Stud
12	92-0787	1	O-Ring	29	92-0790	1	O-Ring
13	92-0773	1	Plug-Drain	30	92-0655	1	Cover-Seal, Axle
14	92-0789	1	O-Ring	31	92-0796	5	Bolt
15	92-0760	1	Ring-Snap	32	3253-4	42	Washer-Lock
17	92-0654	1	Carrier-Differential	34	100-4465	1	Shim (W/Tab)

● Not illustrated



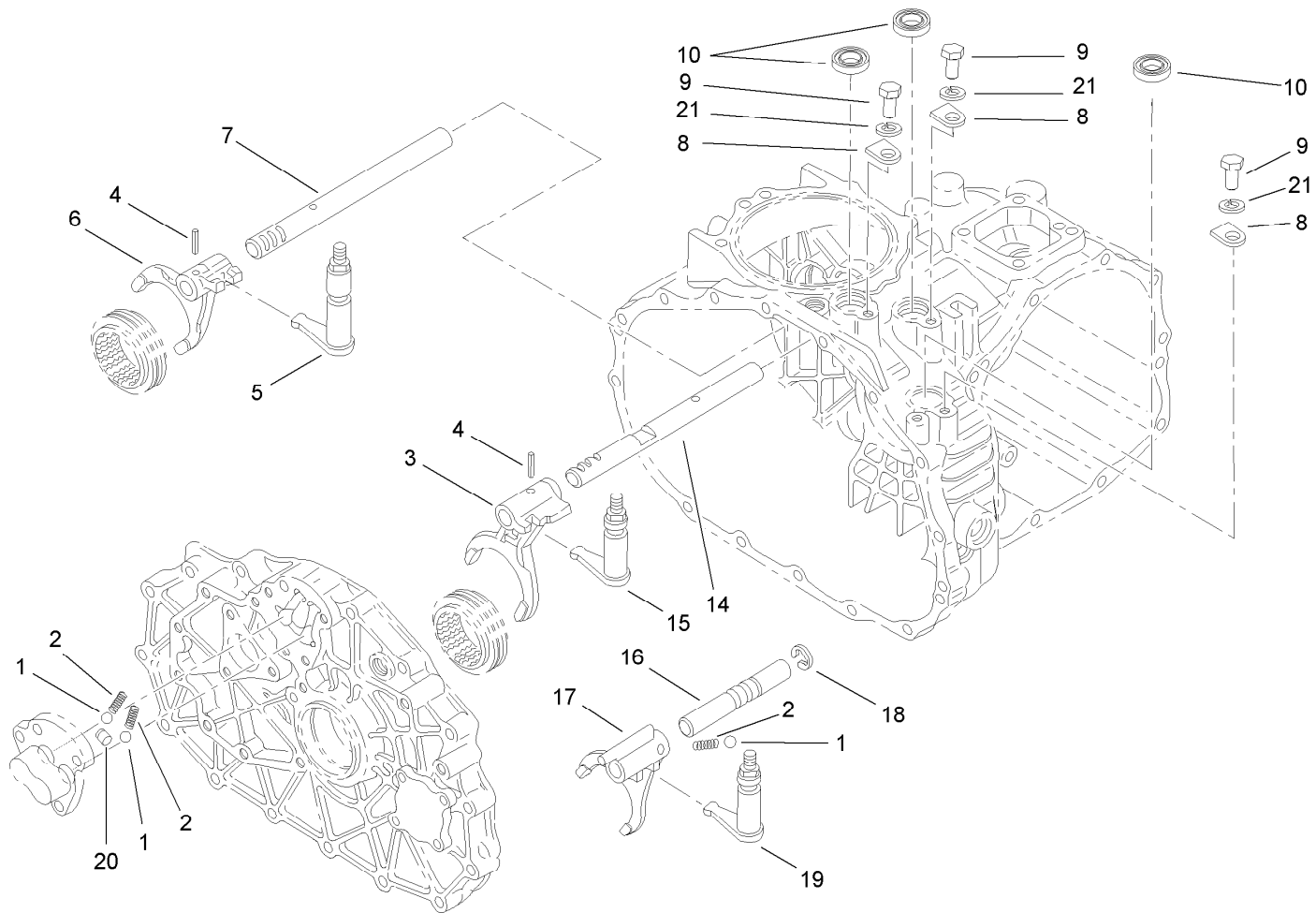
Gear Shaft Assembly Transaxle Assembly No. 105-4180

<i>Ref.</i>	<i>Part Number</i>	<i>Qty.</i>	<i>Description</i>	<i>Ref.</i>	<i>Part Number</i>	<i>Qty.</i>	<i>Description</i>
1	251-8	1	Bearing-Ball	18	92-0687	1	Gear-Main, 16 Tooth
2	92-0753	1	Ring-Snap	19	92-0672	1	Gear-Main, 18 Tooth
3	92-0740	3	Washer-Thrust	20	92-0754	1	Ring-Snap
4	92-0781	4	Bearing-Needle	21	92-0673	1	Gear-Main, 14 Tooth
5	110-2521	1	Gear-Main, 27 Tooth	22	92-0650	1	Bearing
6	92-0667	3	Ring-Synchro	23	92-0665	6	Key-Synchro
7	92-0668	2	Shifter-Synchro	24	92-0822	1	Gear-Reduction, 28 Tooth
8	251-346	2	Bearing-Ball	25	92-0679	1	Gear-Reduction, H23 Tooth
9	92-0824	1	Shaft-Idler, Reverse	26	92-0680	1	Collar
10	92-0684	1	Gear-Reverse, 33 Tooth	27	92-0823	1	Gear-Reduction, 43 Tooth
11	92-0778	2	Bearing	28	92-0674	1	Shaft-Reduction
12	92-0664	2	Hub-Synchro	29	92-0682	1	Washer-Thrust
13	92-0666	4	Spring-Synchro	30	92-0681	2	Bearing-Needle
14	92-0763	3	Ring-Snap	31	110-2524	1	Gear-Reduction, 49 Tooth
15	110-2522	1	Gear- Main, 24 Tooth	32	92-0819	1	Gear-Reduction, 40 Tooth
16	92-0663	1	Shaft-Main	33	92-0782	1	Bearing-Needle
17	92-0772	2	Key	34	105-7985	1	Bearing



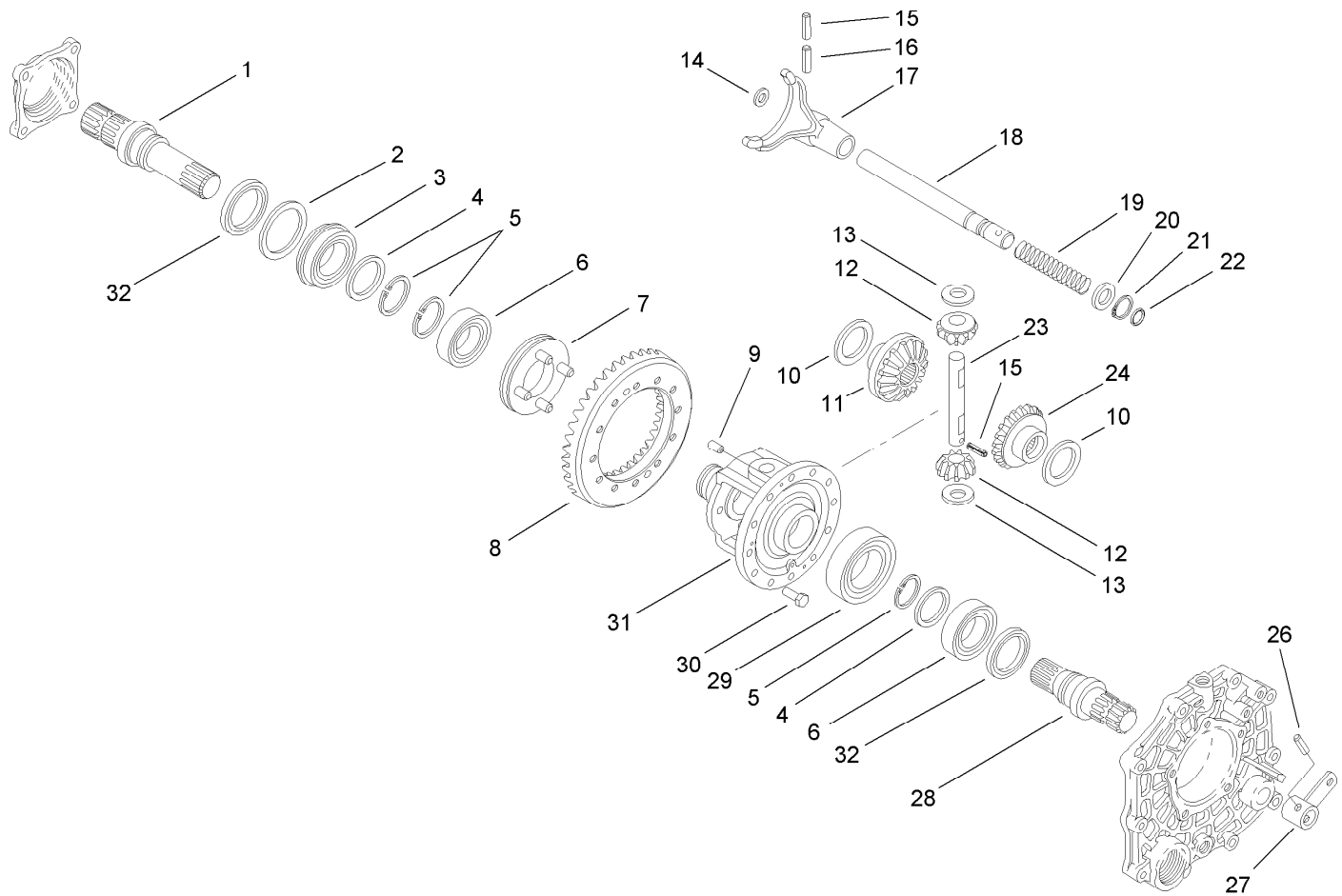
Countershaft Assembly Transaxle Assembly No. 105-4180

Ref.	Part Number	Qty.	Description
1	92-0712	1	Bearing-Ball
2	92-0716	1	Collar
4	92-0711	2	Washer-Thrust
5	92-0783	1	Race-Inner
6	92-0715	1	Gear-Countershaft
7	92-0718	1	Shifter
8	105-7986	1	Collar-Spline
9	92-0717	1	Gear-Countershaft
10	92-0741	1	Washer-Thrust
11	92-0755	1	Ring-Snap
12	92-0713	1	Collar
13	92-0714	2	Bearing
15	105-7987	2	Ring-Snap



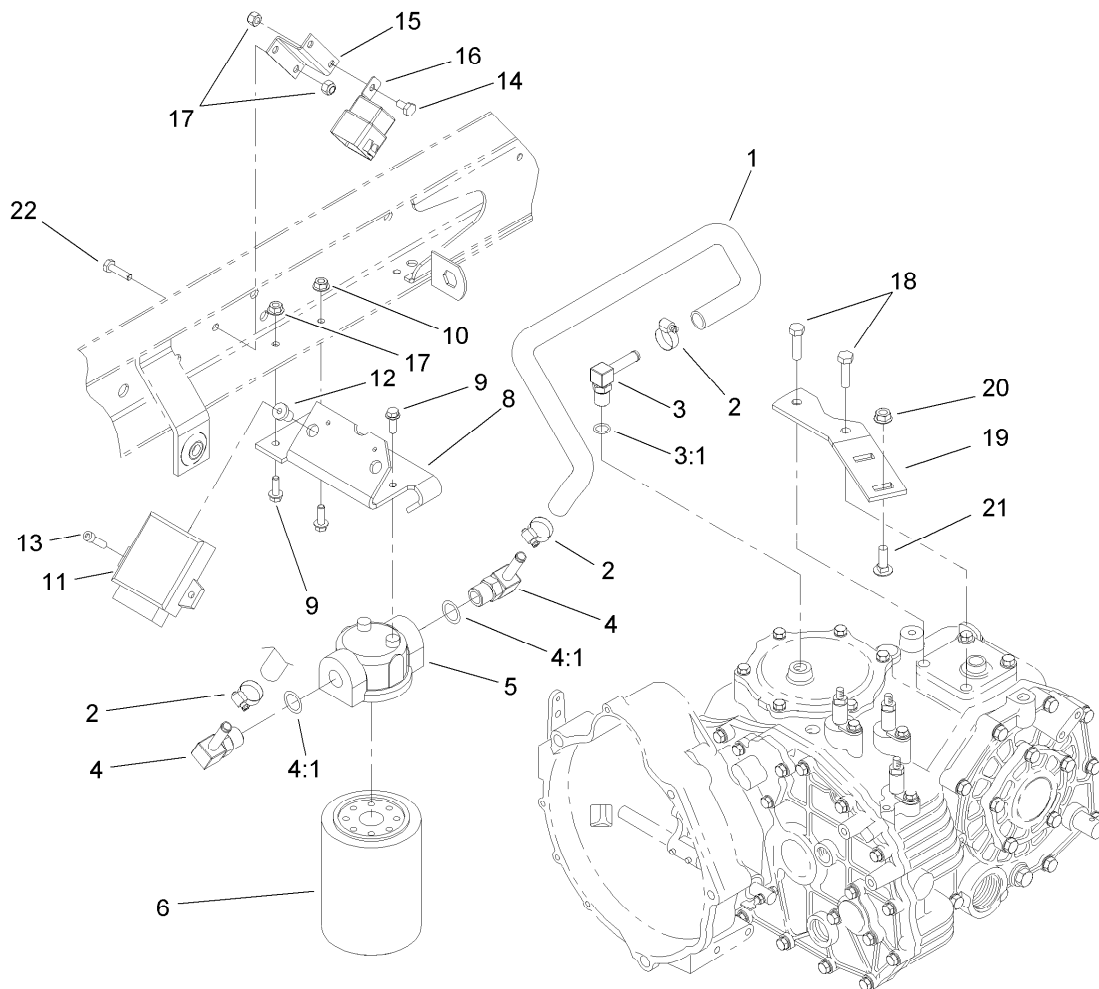
Shift Fork Assembly Transaxle Assembly No. 105-4180

<i>Ref.</i>	<i>Part Number</i>	<i>Qty.</i>	<i>Description</i>
1	92-0785	3	Ball-Steel
2	92-0731	3	Spring
3	92-0700	1	Fork-Shift
4	92-0769	2	Pin-Roll
5	92-0817	1	Arm-Shift
6	92-0701	1	Fork-Shift
7	92-0699	1	Shaft-Fork
8	92-0732	3	Plate-Keeper
9	33114-016	3	Screw-HH
10	92-0729	3	Seal-Oil
14	92-0698	1	Shaft-Fork
15	92-0816	1	Arm-Shift
16	92-0708	1	Shaft-Fork
17	92-0709	1	Fork-Shift
18	92-0761	1	Ring-E
19	92-0818	1	Arm-Shift
20	92-0705	1	Lock-Spindle
21	42-9850	3	Washer-Lock, Spring



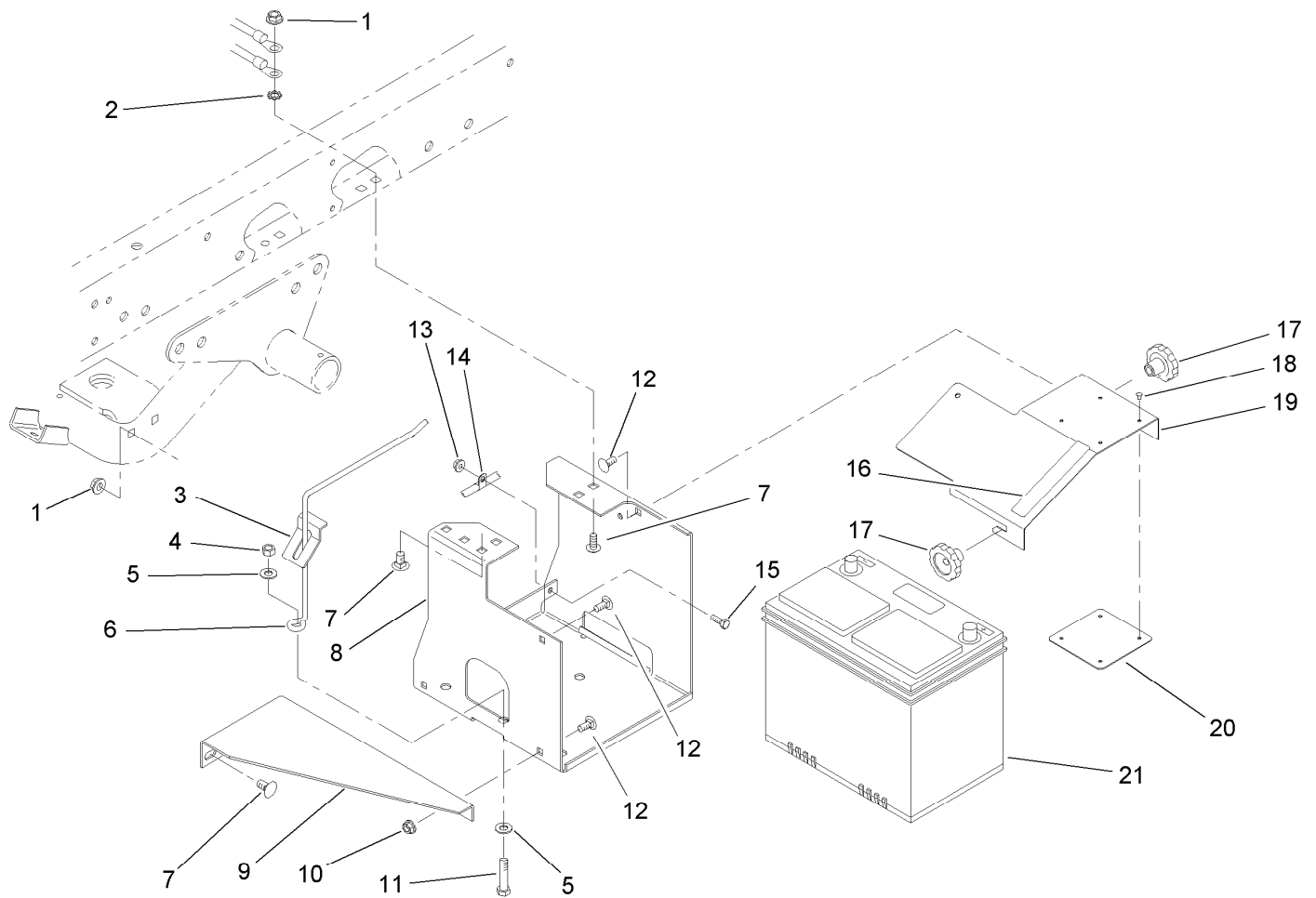
Differential Gear Assembly Transaxle Assembly No. 105-4180

Ref.	Part Number	Qty.	Description	Ref.	Part Number	Qty.	Description
1	92-0726	1	Shaft-Axle, Right	16	92-0771	1	Pin-Roll, Spring
2	92-0728	1	Washer	17	92-0721	1	Fork-Lock, Differential
3	92-0780	1	Bearing	18	92-0722	1	Shaft-Fork, Lock Differential
4	92-0727	2	Washer	19	92-0723	1	Spring-Lock, Differential
5	92-0756	3	Ring-Snap	20	92-0733	1	Washer
6	92-0775	2	Bearing	21	92-0753	1	Ring-Snap
7	92-0730	1	Slider-Differential, Lock	22	92-0787	1	O-Ring
8	105-7983	1	Countershaft And Ring Gear ASM	23	92-0749	1	Shaft-Pinion
9	92-0765	2	Pin-Parallel	24	92-0745	1	Gear-Side, LH
10	92-0747	2	Side-Gear, Left Inner	26	92-0770	1	Pin-Roll, Spring
11	92-0746	1	Gear-Side, RH	27	92-0724	1	Arm-Lock, Differential
12	92-0748	2	Pinion-Differential	28	92-0725	1	Shaft-Axle, Left
13	92-0750	2	Washer	29	92-0776	1	Bearing
14	92-0744	1	Washer	30	92-0803	12	Bolt
15	92-0768	2	Pin-Roll, Spring	31	92-0720	1	Case-Differential
				32	92-0793	2	Seal-Oil



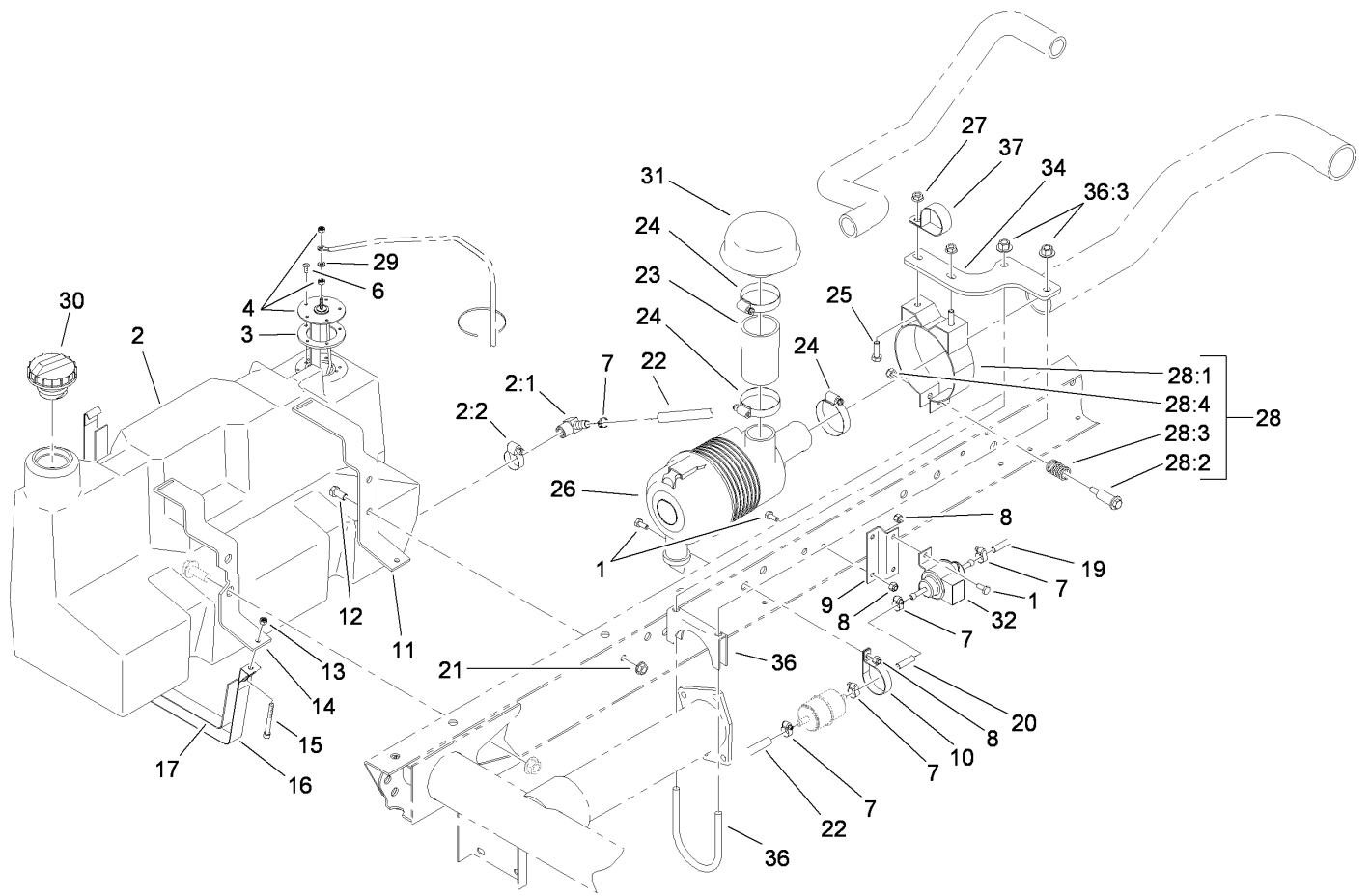
Hydraulic Filter and Relay Assembly

<i>Ref.</i>	<i>Part Number</i>	<i>Qty.</i>	<i>Description</i>
1	87-5730	1	Hose
2	2412-36	3	Clamp-Hose
3	100-4887	1	Fitting-Barbed, 90 DEG
3:1	237-42	1	O-Ring
4	354-134	2	Fitting-HYD, 90 DEG
4:1	237-79	1	O-Ring
5	87-8780	1	Head-Filter
6	54-0110	1	Filter-Oil, Transmission
8	105-4199	1	Bracket-Mount, Filter
9	3234-4	3	Screw-HHF
10	32128-33	1	Nut-HF
11	105-1768	1	ECM
12	32117-1	2	Nut-Insert
13	3274-9	2	Screw-HSH
14	321-2	2	Screw-HH
15	105-1776	1	Bracket-Mount, Relay
16	99-7430	2	Relay
17	32128-33	4	Nut-HF
18	33114-030	2	Screw-HH
19	105-9472	1	Plate-Mount, Muffer
20	32128-20	2	Nut-HF
21	3230-2	2	Bolt-CARR
22	321-4	2	Screw-HH



Battery Assembly

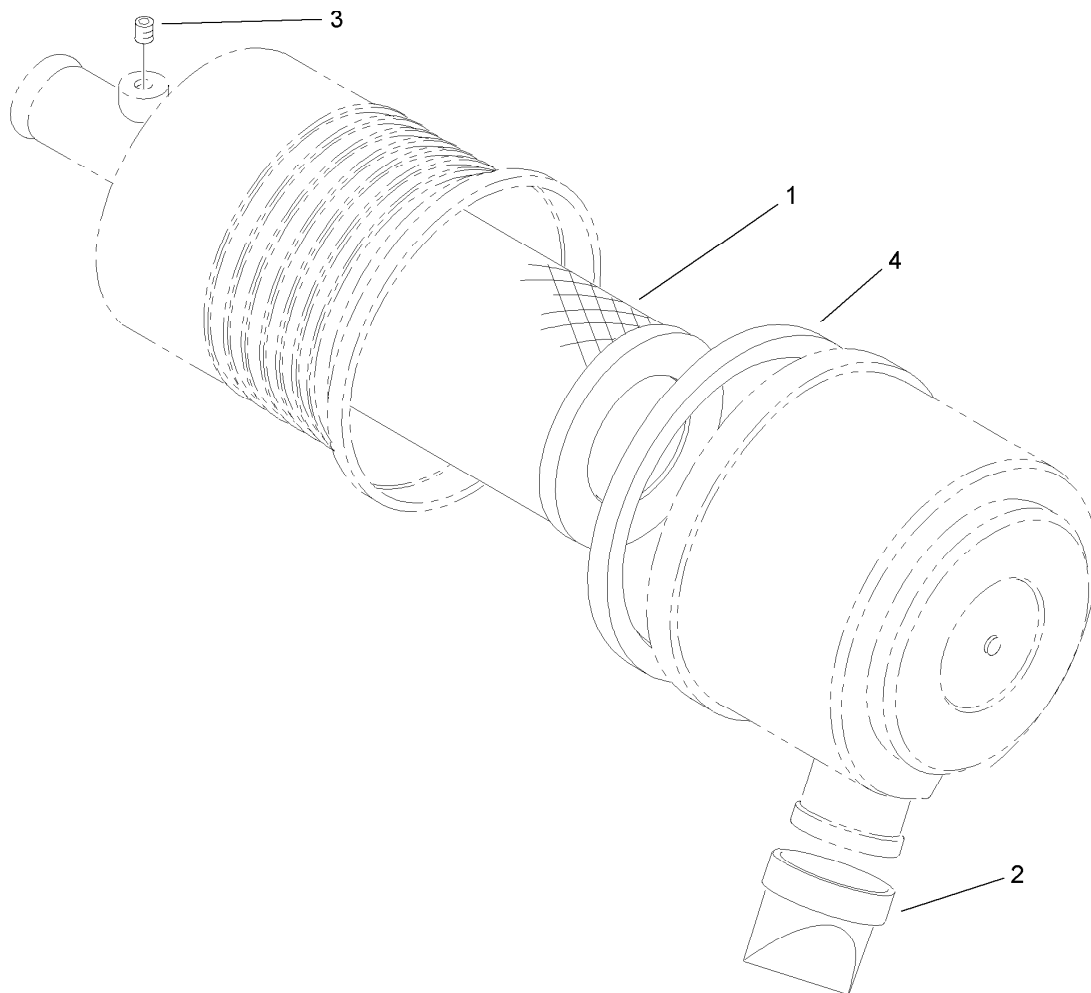
<i>Ref.</i>	<i>Part Number</i>	<i>Qty.</i>	<i>Description</i>
1	3290-357	6	Nut-HHF, Whiz
2	3255-9	1	Washer-Lock
3	87-7610	1	Tab-Support, Battery
4	3296-39	1	Nut-Lock, NI
5	3256-24	2	Washer-Flat
6	87-7600	1	Rod-Support, Battery
7	3231-27	6	Screw-CARR
8	87-5120-03	1	Bracket-Holder, Battery
9	87-5110-03	1	Support-Base, Battery
10	32128-20	2	Nut-HF
11	323-9	1	Screw-HH
12	3230-23	4	Screw-CARR
13	32128-33	1	Nut-HF
14	2412-89	1	Clamp-R
15	321-4	1	Screw-HH
16	93-6687	1	Decal-No Step
17	19-4050	2	Knob
18	3269-27	4	Rivet-Snap
19	87-5130-03	1	Cover-Battery
20	87-7620	1	Shield-Terminal, Battery
21	106-5190	1	Battery



Fuel Tank and Air Cleaner Assembly

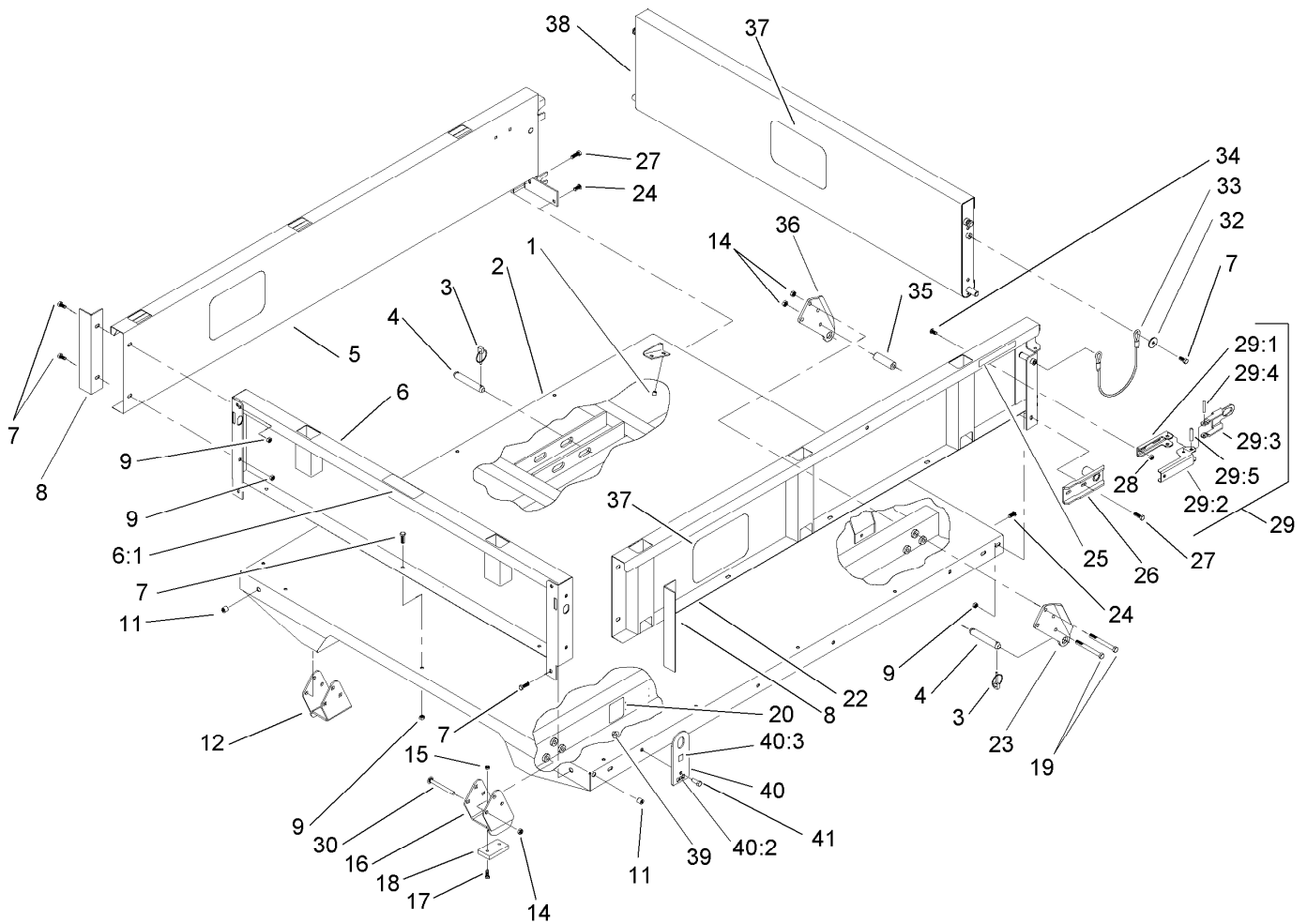
Ref.	Part Number	Qty.	Description	Ref.	Part Number	Qty.	Description
1	321-3	5	Screw-HH	21	3290-357	2	Nut-HHF, Whiz
2	98-2919	1	Tank-Fuel	22	109-0274	1	Hose-Fuel
2:1	353-781	1	Fitting-Elbow	23	107-7962	1	Hose-Cleaner, Air
2:2	2412-36	1	Clamp-Hose	24	2412-92	3	Clamp-Hose
3	62-7650	1	Gasket	25	322-5	2	Screw-HH
4	63-7640	1	Sender-Fuel	26	106-2416	1	Air Cleaner ASM
6	112-3169	5	Screw-HHF, Serrated	27	32128-20	2	Nut-HF
7	2412-108	5	Clamp-Worm	28	93-2191	1	Band-Mounting, Air Cleaner
8	32128-33	5	Nut-HF	28:1		1	Clamp ASM ●
9	105-1774	1	Bracket-Pump, Fuel	28:2	94-3653	1	Bolt
10	2412-148	1	Clamp-R	28:3	94-3654	1	Spring
11	87-3140-03	1	Support-Gas Tank, Rear	28:4	48-9510	1	Nut
12	323-4	2	Screw-HH	29	5-3637	1	Spacer
13	3296-42	2	Nut-Lock, NI	30	93-3101	1	Cap-Fuel
14	87-3150-03	1	Support-Gas Tank, Front	31	46-7510	1	Hood-Inlet, Air
15	3274-54	2	Screw-HSH	32	99-9196	1	Pump-Fuel
16	87-3160	2	Strap-Tank, Gas	34	106-7948-03	1	Bracket-Mount
17	87-3170	2	Felt-Strap	36	107-7954	1	Clamp-Muffler
19	109-0296	1	Hose-Fuel	36:3	32128-43	2	Nut-Flange
20	110-1876	1	Hose-Fuel	37	2412-147	1	Clamp

● Not serviced separately



Air Cleaner Assembly No. 106-2416

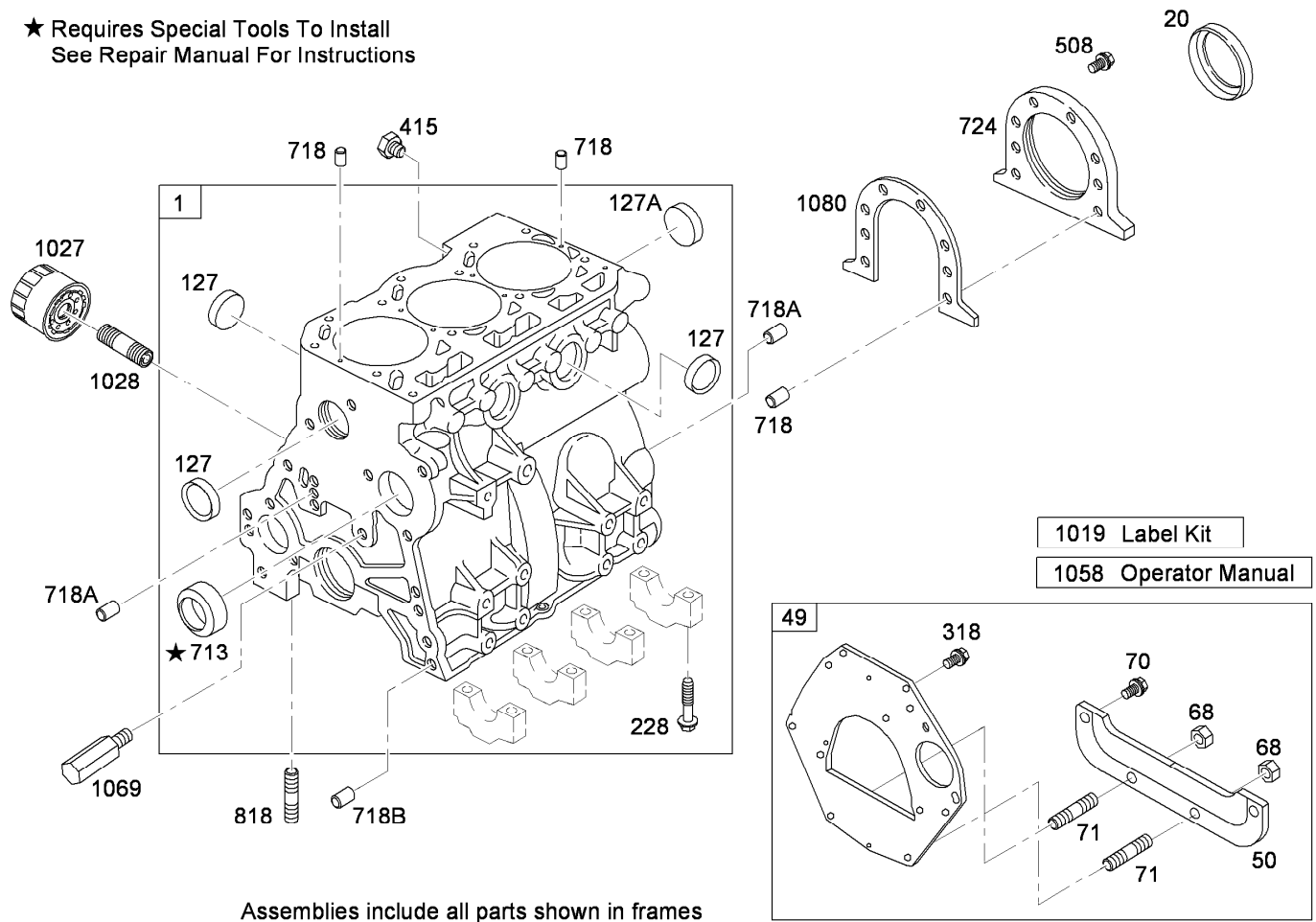
<i>Ref.</i>	<i>Part Number</i>	<i>Qty.</i>	<i>Description</i>
1	108-3811	1	Filter-Air
2	104-0498	1	Valve-Vacuator
3	285-17	1	Plug-Pipe
4	106-6748	1	Gasket



Full Bed and Side Panel Assembly

<i>Ref.</i>	<i>Part Number</i>	<i>Qty.</i>	<i>Description</i>	<i>Ref.</i>	<i>Part Number</i>	<i>Qty.</i>	<i>Description</i>
1	32148-6	4	Insert-Nut	26	92-1265-03	2	Bracket-Pivot
2	93-9724-03	1	Flatbed-Full	27	3234-29	6	Screw-HHF
3	92-1298	8	Pin-Lynch	28	32128-20	4	Nut-HF
4	92-1233	4	Pin-Clevis	29	99-1123	2	Latch ASM
5	92-1255-03	1	RH Side Panel ASM	29:1	92-1271	1	Pivot-Latch
6	92-5982	1	Front Panel ASM	29:2	99-1113	1	Handle-Latch
6:1	93-6689	1	Decal-No Riders	29:3	99-1112	1	Plate-Retainer
7	3234-7	21	Screw-HHF	29:4	32121-78	1	Pin-Roll
8	92-1320-03	2	Angle-Side	29:5	32121-25	1	Pin-Roll
9	104-8300	23	Nut-Flange, NI	30	3231-24	6	Screw-CARR
11	32148-7	4	Nut-Insert	32	3256-57	4	Washer-Flat
12	106-2423-03	1	RH Spacer Bracket ASM	33	93-9595	2	Lanyard
14	3296-44	14	Nut-Lock, NI	34	3230-15	4	Screw-CARR
15	3296-42	4	Nut-Lock, NI	35	93-9575	2	Tube-Pivot, Flatbed
16	106-2422-03	1	LH Spacer Bracket ASM	36	93-9721-03	2	Bracket-Pivot, Long (RH)
17	3250-45	4	Screw-SPH	37	105-4222	3	Decal
18	93-9719	2	Block-Wear	38	92-1259-03	1	Tailgate-Rear
19	323-42	8	Screw-HH	39	32128-43	4	Nut-Flange
20	93-9899	2	Decal-Warning	40	106-6733	4	Lift Plate ASM
22	92-1248-03	1	LH Side Panel ASM	40:2	93-9525	1	Decal
23	93-9720-03	2	Bracket-Pivot, Long (LH)	40:3	93-9084	1	Decal-Point, Lift
24	3230-1	2	Bolt-CARR	41	323-6	4	Screw-HH
25	93-9868	2	Decal-Caution				

★ Requires Special Tools To Install
See Repair Manual For Instructions

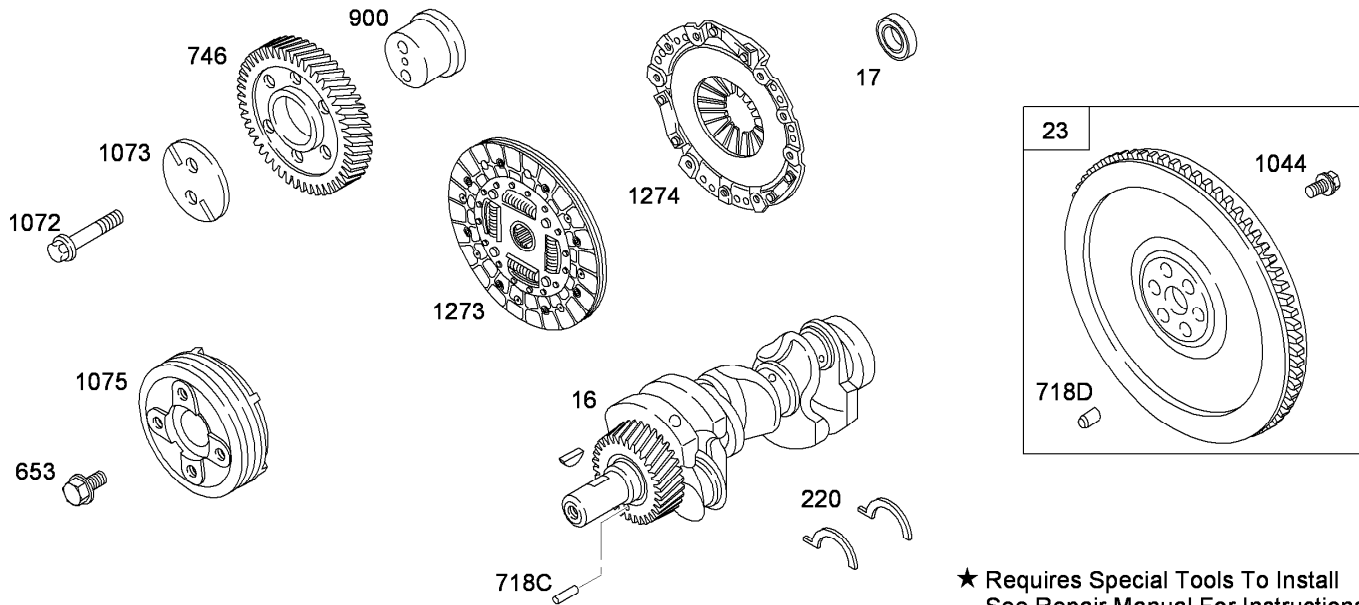
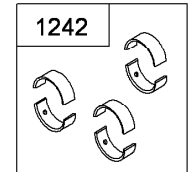
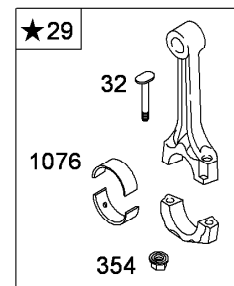
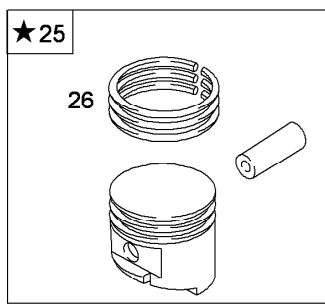
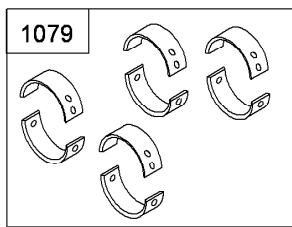


Assemblies include all parts shown in frames

Cylinder Assembly

Ref.	Part Number	Qty.	Description
1	112-2982	1	Cylinder ASM
20	99-9003	1	Seal-Oil
49	115-2310	1	Backing Plate ASM
50	115-2309	1	Plate-Shield, End
68	99-9114	1	Nut-Hex, Metric
70	115-2307	1	Screw
71	115-2306	1	Stud
127	99-9008	1	Plug-Welch
127A	107-9892	1	Plug-Welch (Cam)
228	99-9006	1	Screw-Hex
318	99-9005	1	Screw-Hex
415	99-9010	1	Plug-Welch
508	99-9004	1	Screw-Hex

Ref.	Part Number	Qty.	Description
713	99-9002	1	Bushing
718	99-9012	1	Pin-Locating
718A	99-9013	1	Pin-Locating
718B	99-9014	1	Pin-Locating
724	99-9022	1	Retainer-Seal
818	99-9007	1	Stud-Metric
1019	110-2595	1	Label Kit
1027	108-3842	1	Filter-Oil
1028	105-9337	1	Adapter-Filter, Oil
1058	99-9019	1	Manual-Owners, Engine
1069	99-9020	1	Nozzle-Oil
1080	99-9021	1	Gasket-Retainer

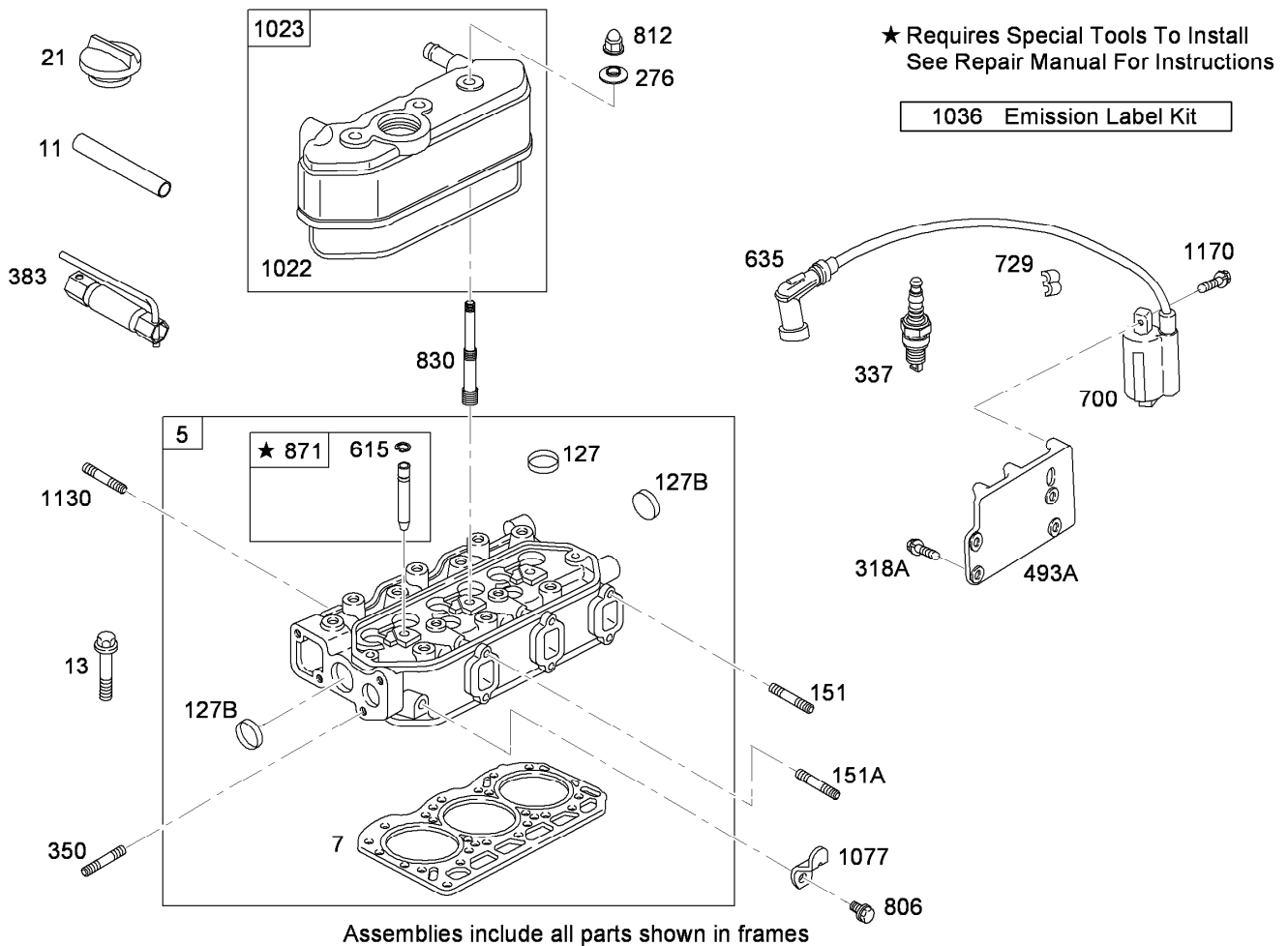


★ Requires Special Tools To Install
See Repair Manual For Instructions

Assemblies include all parts shown in frames

Crankshaft Assembly

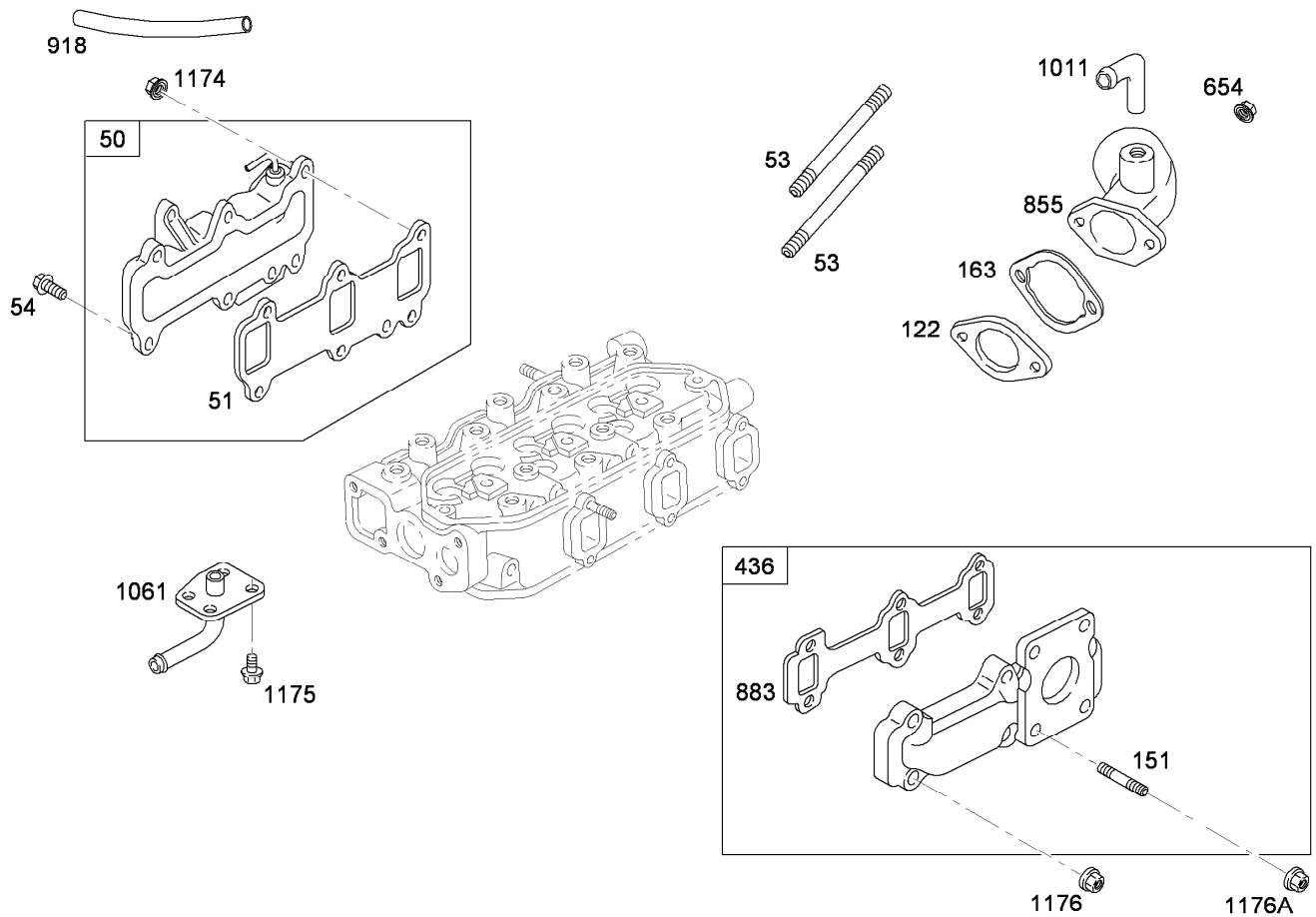
Ref.	Part Number	Qty.	Description	Ref.	Part Number	Qty.	Description
16	105-9339	1	Crankshaft	746	99-9609	1	Gear-Drive
17	105-9324	1	Bearing-Ball, Radial	900	99-9039	1	Shaft-Gear
23	105-9323	1	Flywheel ASM	1044	99-9031	1	Screw-Hex
25	99-9025	1	Piston ASM (Standard)	1072	99-9032	1	Screw-Hex
25	99-9026	1	Piston ASM (.010 Over)	1073	99-9040	1	Plate-Gear, Idler
26	99-9027	1	Ring Set (Standard)	1075	99-9041	1	Pulley-Crankshaft
26	99-9028	1	Ring Set (.010 Over)	1076	99-9042	1	Bearing-Rod
29	99-9029	1	Rod-Connecting	1079	99-9045	1	Set-Bearing, Main (Set Of 8)
32	99-9030	1	Screw-Rod, Connecting	1079	99-9046	1	Set-Bearing, Main (.010 Undersized)
220	99-9035	1	Washer-Thrust	1242	99-9043	1	Set-Bearing, Rod
220	99-9036	1	Washer-Thrust (.005 In Oversized)	1242	99-9044	1	Set-Bearing, Rod (.010 Undersized)
354	99-9034	1	Nut-Hex	1273	104-9219	1	Disc-Clutch
653	107-9897	1	Screw-Hex	1274	104-9231	1	Plate-Pressure, Clutch
718C	99-9037	1	Pin-Locating				
718D	106-1852	1	Pin-Locating				



Cylinder Head Assembly

Ref.	Part Number	Qty.	Description
5	106-1853	1	Head-Cylinder
7	99-9254	1	Gasket-Head, Cylinder
11	105-9322	1	Hose-Breather
13	99-9614	1	Screw-Metric
21	99-9052	1	Cap-Fill, Oil
127	99-9060	1	Plug-Welch
127B	99-9008	1	Plug-Welch
151	99-9058	1	Stud-Metric
151A	99-9059	1	Stud-Metric
276	99-9063	1	Washer-Seal
318A	99-9202	1	Screw-Hex
337	108-6945	1	Plug-Spark
350	99-9057	1	Stud-Metric
383	94-1664	1	Wrench-Spark Plug
493A	99-9065	1	Bracket-Mounting

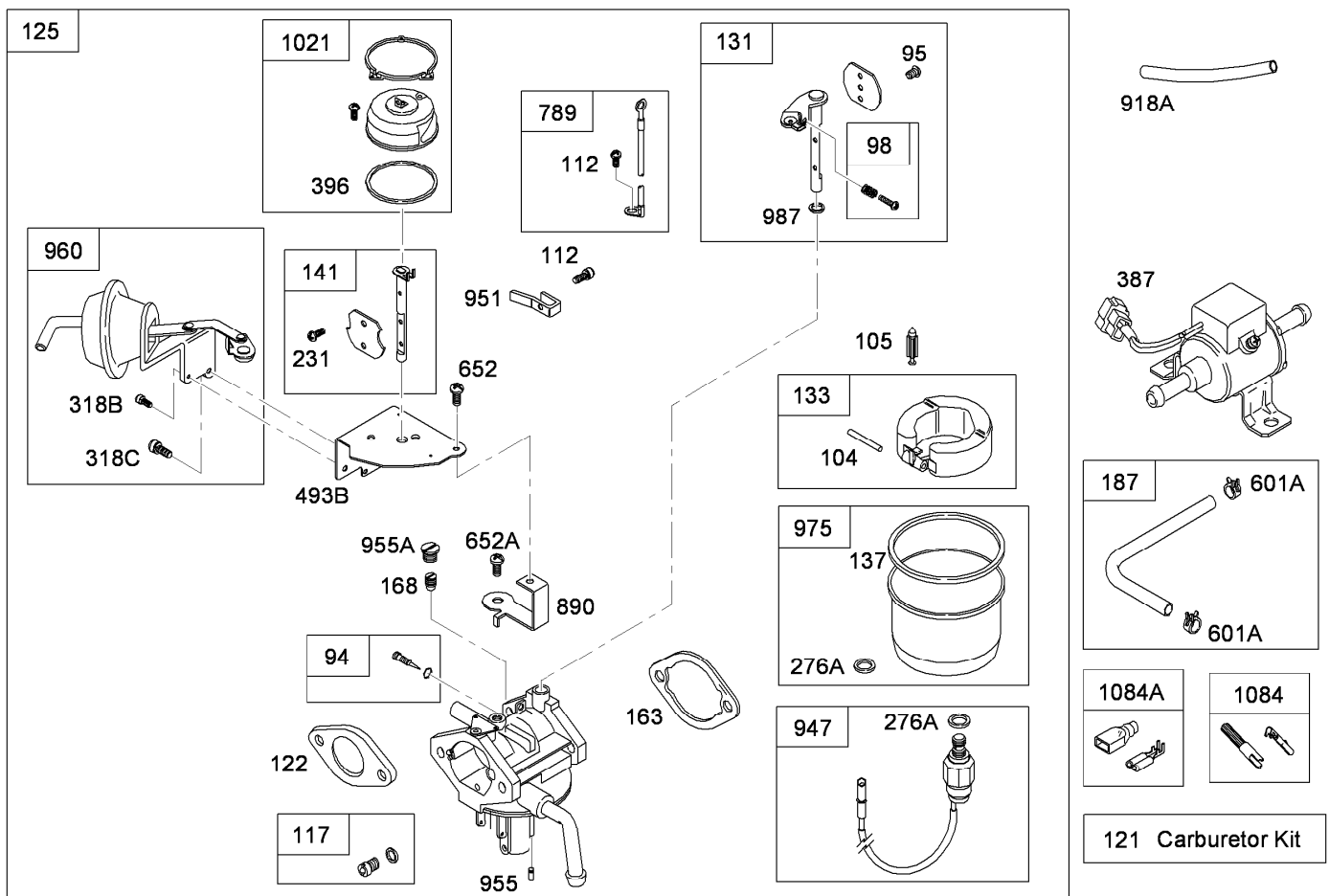
Ref.	Part Number	Qty.	Description
615	99-9067	1	Retainer
635	99-9068	1	Boot-Plug, Spark
700	99-9069	1	Coil-Ignition
729	99-9066	1	Clip-Wire
806	99-9270	1	Screw-Hex
812	99-9061	1	Nut-Hex, Metric
830	99-9101	1	Stud-Arm, Rocker
871	99-9070	1	Bushing-Guide
1022	99-9073	1	Gasket-Cover, Rocker
1023	99-9074	1	Cover-Rocker
1036	99-9075	1	Emission Label Kit
1077	99-9076	1	Bracket-Lifting
1130	99-9055	1	Stud-Metric
1170	99-9056	1	Screw-Hex



Assemblies include all parts shown in frames

Manifold Assembly

Ref.	Part Number	Qty.	Description
50	105-9325	1	Manifold-Intake
51	99-9173	1	Gasket-Intake
53	106-1854	1	Stud
54	99-9004	1	Screw-Hex
122	99-9184	1	Spacer-Carburetor
151	99-9221	1	Stud-Standard
163	105-9329	1	Gasket-Funnel, Air
436	99-9177	1	Manifold-Exhaust
654	99-9186	1	Nut-Hex, Metric
855	105-9328	1	Funnel-Air
883	106-1855	1	Gasket-Exhaust
918	105-9330	1	Hose-Vacuum
1011	99-9198	1	Tube-Vent
1061	99-9180	1	Cover-Outlet
1174	99-9114	1	Nut-Hex, Metric
1175	99-9004	1	Screw-Hex
1176	99-9175	1	Nut-Hex, Metric
1176A	99-9176	1	Nut-Hex

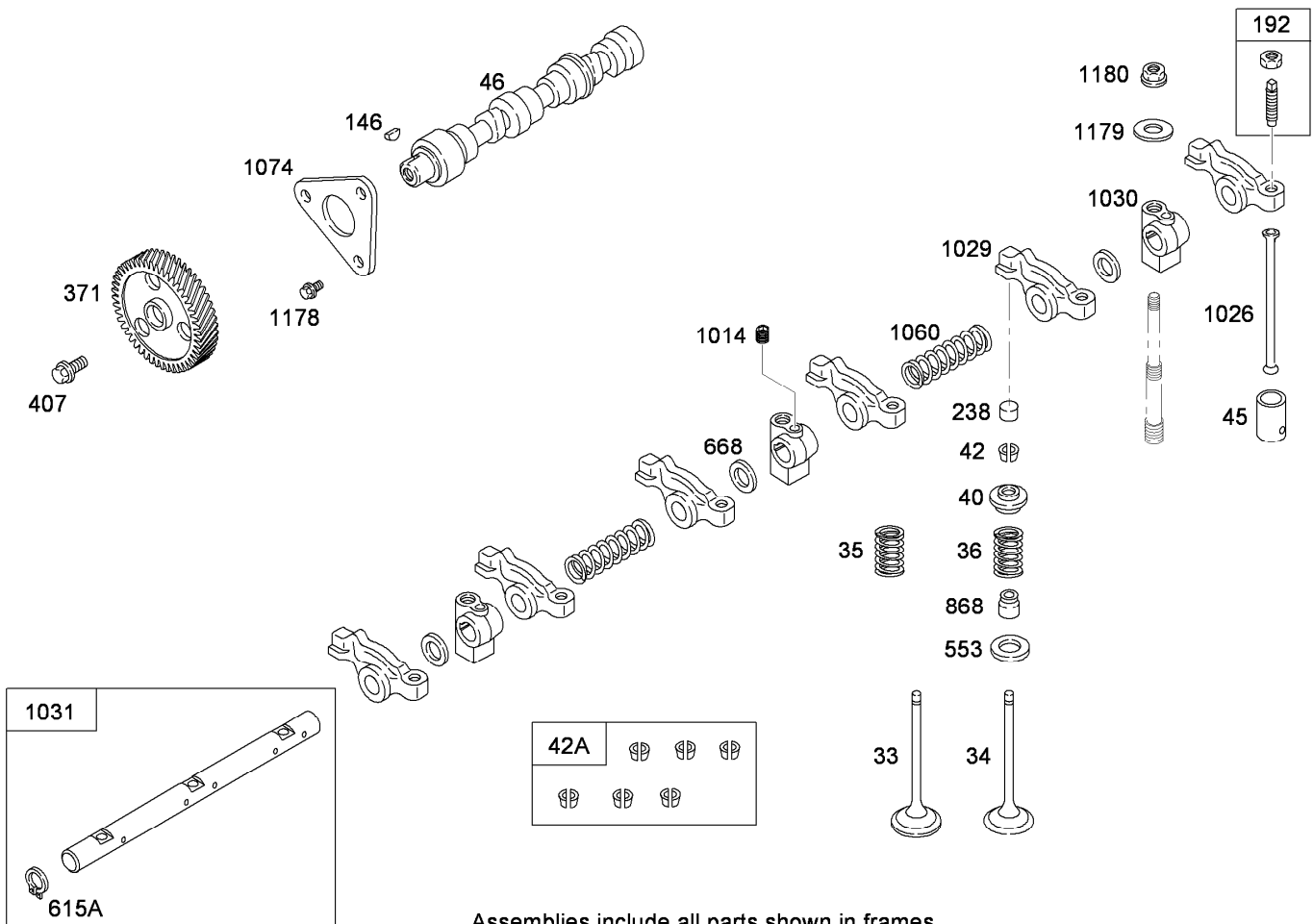


Assemblies include all parts shown in frames

Carburetor Assembly

Ref.	Part Number	Qty.	Description	Ref.	Part Number	Qty.	Description
94	106-1856	1	Idle Mixture Kit	276A	106-1868	1	Washer-Sealing
95	106-1857	1	Screw	318B	106-1869	1	Screw
98	106-1858	1	Idle Speed Kit	318C	106-1870	1	Screw
104	106-1859	1	Pin-Hinge, Float	387	99-9196	1	Pump-Fuel
105	106-1860	1	Valve-Needle, Float	396	106-1871	1	Gasket-Cover, Choke
112	105-2063	2	Screw-Mtg., Valve	493B	106-1872	1	Bracket-Mounting
117	110-2564	1	Jet-Main	601A	99-9242	1	Clamp-Hose
117	110-2586	1	Jet-High Altitude, 2400-6600 Ft	652	106-1869	1	Screw
117	110-2587	1	Jet-High Altitude, 6000-10000 Ft	652A	106-1874	1	Screw
121	110-2565	1	Carburetor Kit	789	106-1875	1	Harness-Wiring
122	99-9184	1	Spacer-Carburator	890	106-1876	1	Bracket-Support
125	110-2563	1	Carburetor Assembly	918A	105-9330	1	Hose-Vacuum
131	110-2566	1	Throttle Shaft Kit	947	110-2511	1	Solenoid-Valve
133	106-1864	1	Float-Carburetor	951	106-1878	1	Lever-Choke
137	106-1865	1	Gasket-Bowl, Float	955	106-1879	1	Plug-Carburetor
141	106-1866	1	Choke Shaft Kit	955A	106-1880	1	Plug-Carburetor
163	105-9329	1	Gasket-Funnel, Air	960	106-1881	1	Break-Choke, Vacuum
168	106-1953	1	Jet-Circuit, Idle	975	106-1882	1	Bowl-Float
187	99-9238	1	Line-Fuel	987		1	Seal-Shaft, Throttle ●
231	106-1857	1	Screw	1021	106-1883	1	Activator-Choke
				1084	99-9245	1	Connector
				1084A	99-9098	1	Connector

● Not serviced separately

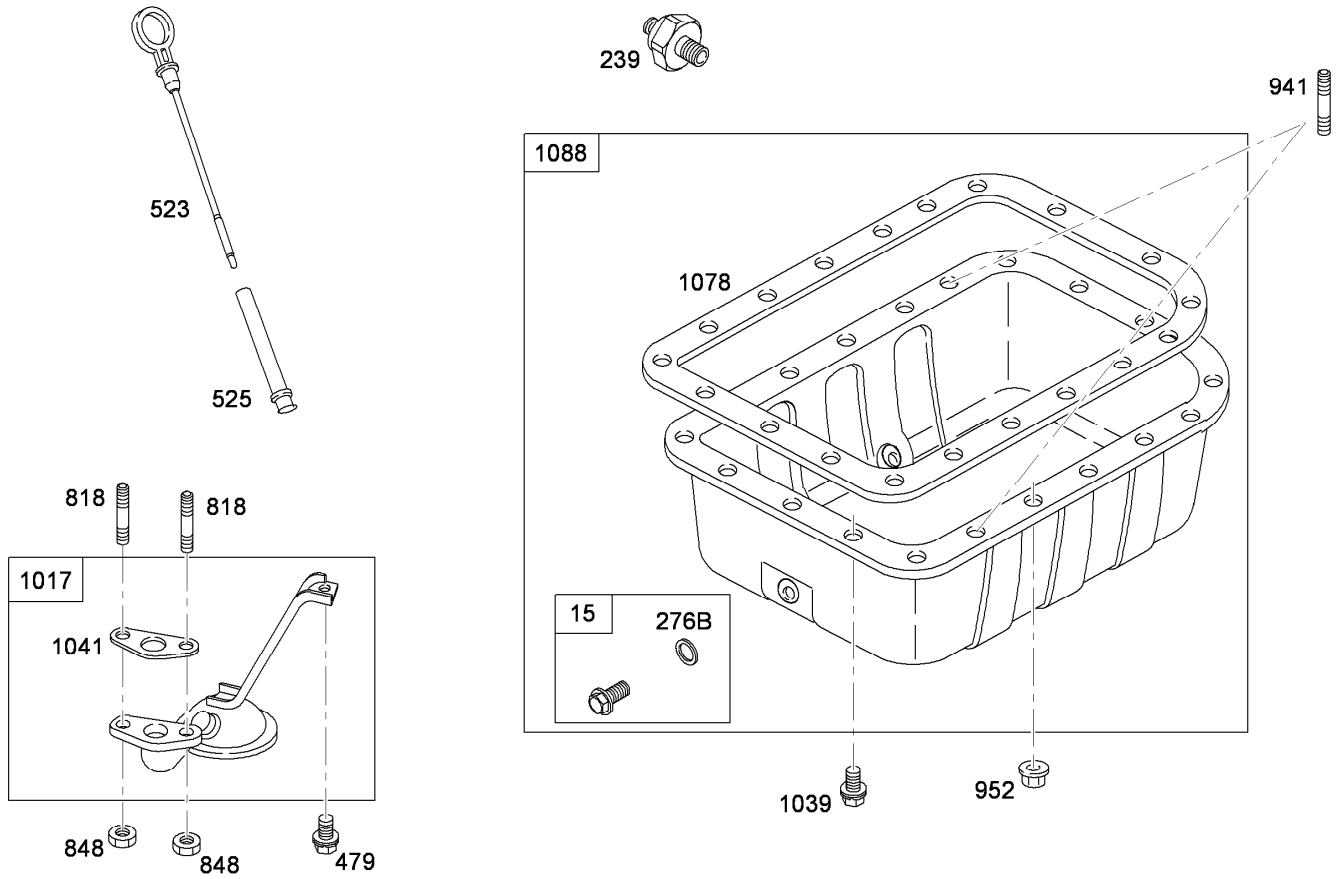


Assemblies include all parts shown in frames

Cam Shaft Assembly

Ref.	Part Number	Qty.	Description
33	99-9080	1	Valve-Exhaust
34	99-9081	1	Valve-Intake
35	99-9082	1	Spring-Valve
36	99-9082	1	Spring-Valve
40	99-9084	1	Retainer-Valve
42	99-9086	1	Keeper-Valve (Set)
42A	99-9087	1	Keeper-Valve (Set Of 6)
45	99-9088	1	Tappet-Valve
46	99-9097	1	Shaft-Cam
146	99-9095	1	Key-Woodruff
192	112-2978	1	Adjuster-Arm, Rocker
238	112-2979	1	Cap-Valve
371	99-9641	1	Gear-Cam
407	99-9085	1	Screw-Metric

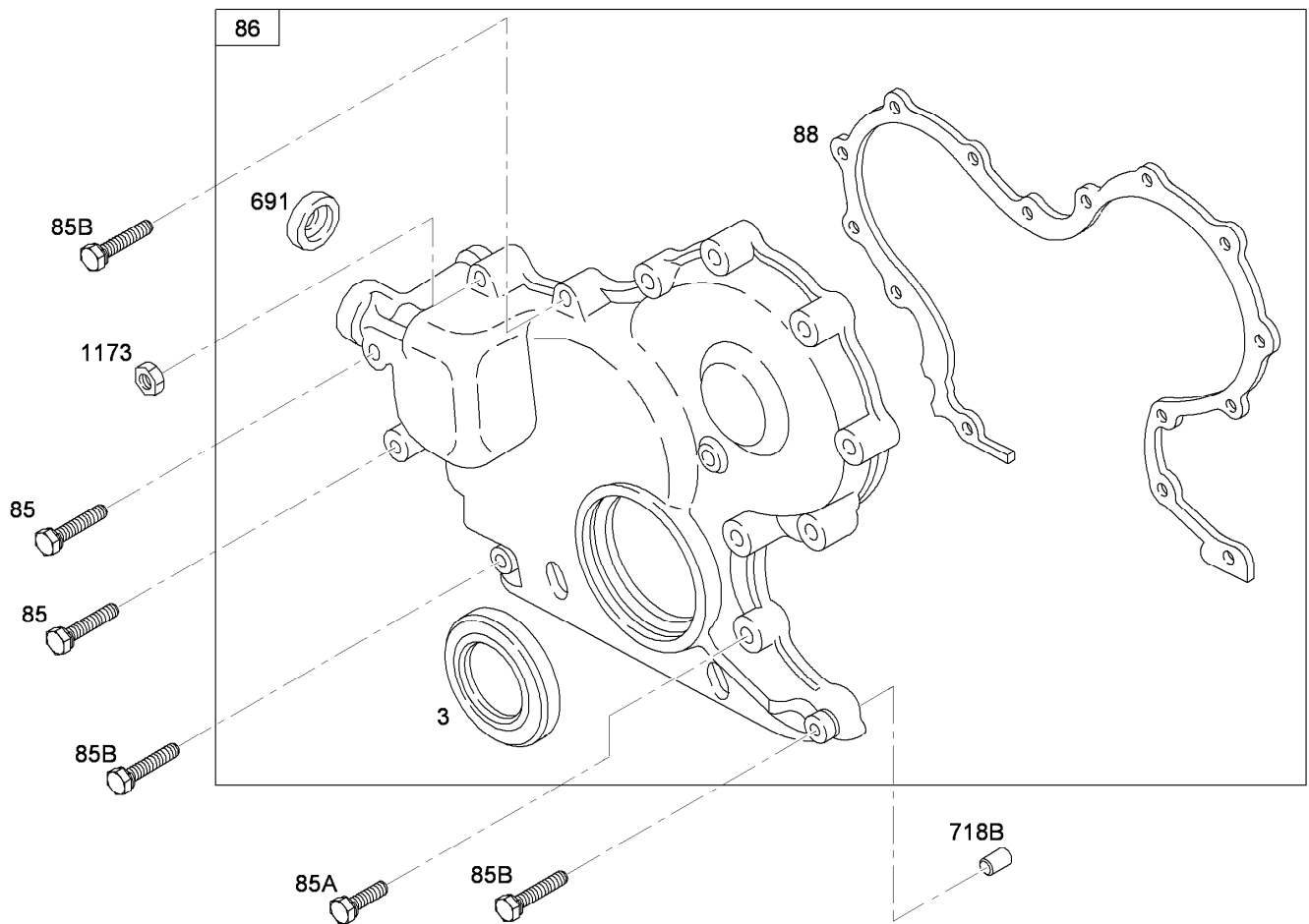
Ref.	Part Number	Qty.	Description
553	99-9096	1	Seat-Spring, Valve
615A	99-9099	1	Retainer
668	99-9093	1	Washer-Spacer
868	99-9102	1	Seal-Valve
1014	99-9090	1	Screw-Metric
1026	112-2980	1	Rod-Push
1029	99-9104	1	Arm-Rocker
1030	99-9107	1	Support-Arm, Rocker
1031	99-9106	1	Shaft-Arm, Rocker
1060	99-9108	1	Spring-Shaft, Rocker
1074	99-9109	1	Retainer-Camshaft
1178	99-9083	1	Screw-Hex
1179	99-9079	1	Washer-Flat
1180	99-9091	1	Nut-Hex, Metric



Assemblies include all parts shown in frames

Oil Pan Assembly

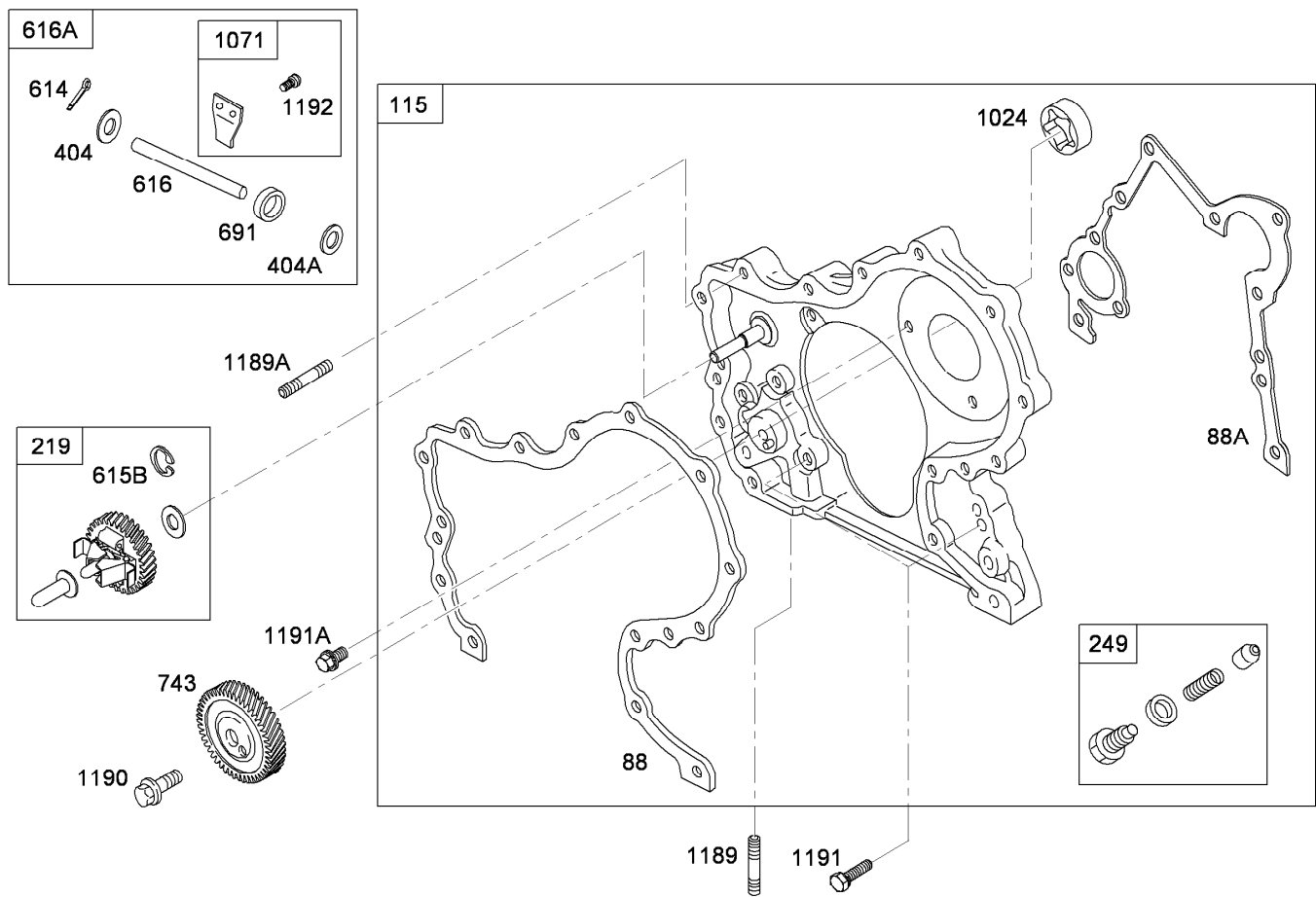
<i>Ref.</i>	<i>Part Number</i>	<i>Qty.</i>	<i>Description</i>
15	99-9247	1	Plug-Drain, Oil
239	107-9908	1	Switch-Pressure, Oil
276B	99-9249	1	Washer-Seal
479	99-9111	1	Screw-Hex
523	110-2597	1	Dipstick
525	99-9118	1	Tube-Dipstick
818	99-9007	1	Stud-Metric
848	99-9114	1	Nut-Hex, Metric
941	99-9112	1	Stud-Metric
952	99-9113	1	Nut-Hex, Metric
1017	99-9116	1	Screen-Pump, Oil
1039	99-9111	1	Screw-Hex
1041	99-9120	1	Gasket-Strainer, Oil
1078	99-9121	1	Gasket-Pan, Oil
1088	99-9241	1	Pan-Oil



Assemblies include all parts shown in frames

Gear Cover Assembly

<i>Ref.</i>	<i>Part Number</i>	<i>Qty.</i>	<i>Description</i>
3	115-2291	1	Seal-Oil
85	99-9127	1	Screw-Hex
85A	99-9128	1	Screw-Hex
85B	99-9129	1	Screw-Hex
86	115-2304	1	Gear Cover ASM
88	99-9132	1	Gasket-Cover
691	99-9131	1	Seal-Shaft, Governor
718B	99-9014	1	Pin-Locating
1173	99-9114	1	Nut-Hex, Metric

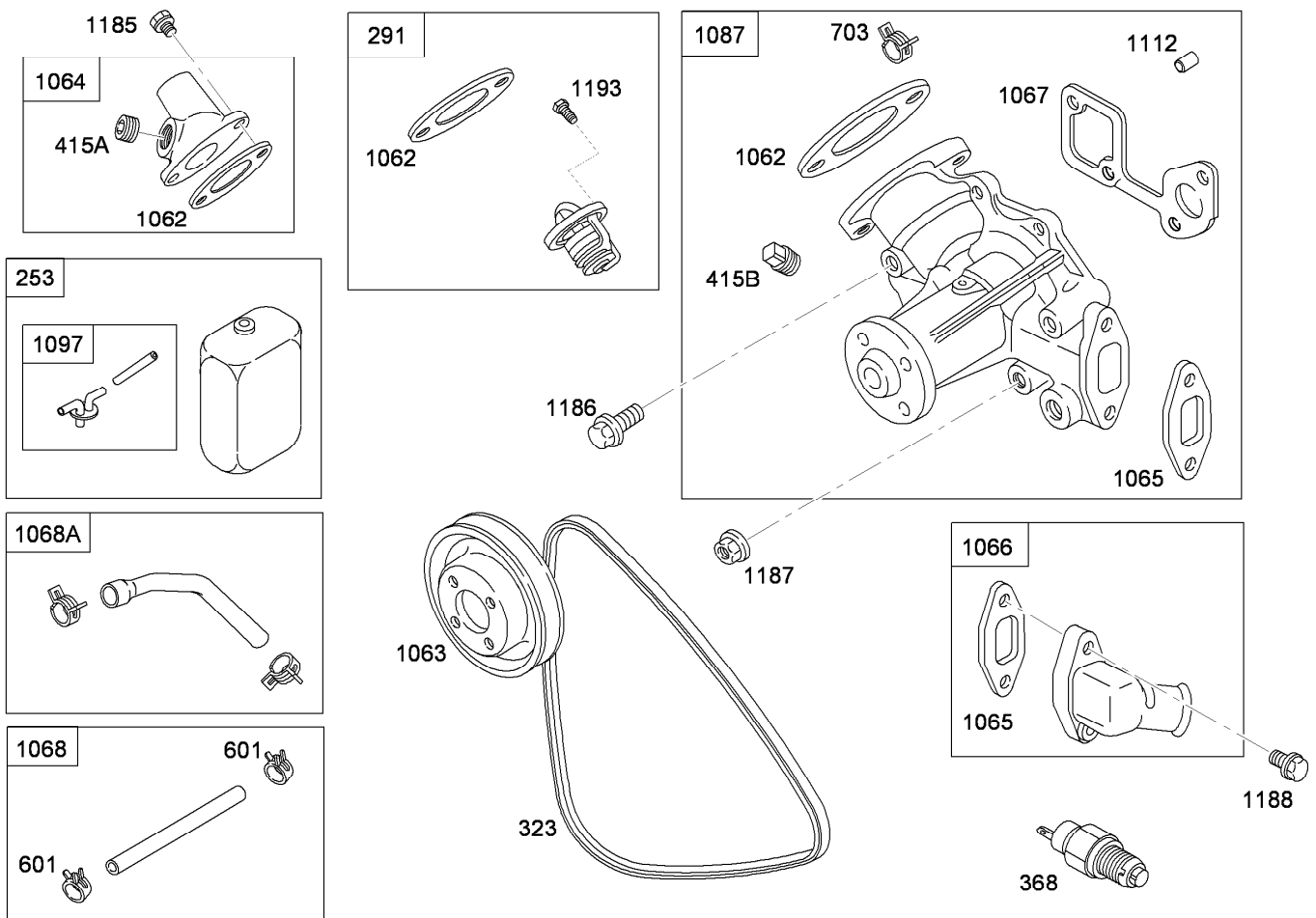


Assemblies include all parts shown in frames

Gear Housing Assembly

Ref.	Part Number	Qty.	Description
88	99-9132	1	Gasket-Cover
88A	99-9136	1	Gasket-Cover, Gear
115	99-9138	1	Housing-Gear
219	99-9261	1	Gear-Governor
249	99-9142	1	Valve-Relief, Oil
404	99-9140	1	Washer-Spacer
404A	99-9141	1	Washer-Spacer
614	99-9053	1	Pin-Cotter
615B	99-9145	1	Retainer
616	99-9146	1	Crank-Governor
616A	99-9147	1	Crank-Governor
691	99-9131	1	Seal-Shaft, Governor
743	99-9656	1	Gear-Drive
1024		1	Pump-Oil ●
1071	99-9149	1	Paddle-Governor
1189	99-9007	1	Stud-Metric
1189A	99-9137	1	Stud-Metric
1190	99-9135	1	Screw-Hex
1191	99-9133	1	Screw-Hex
1191A	99-9134	1	Screw-Hex
1192	99-9143	1	Screw-Hex, Torx

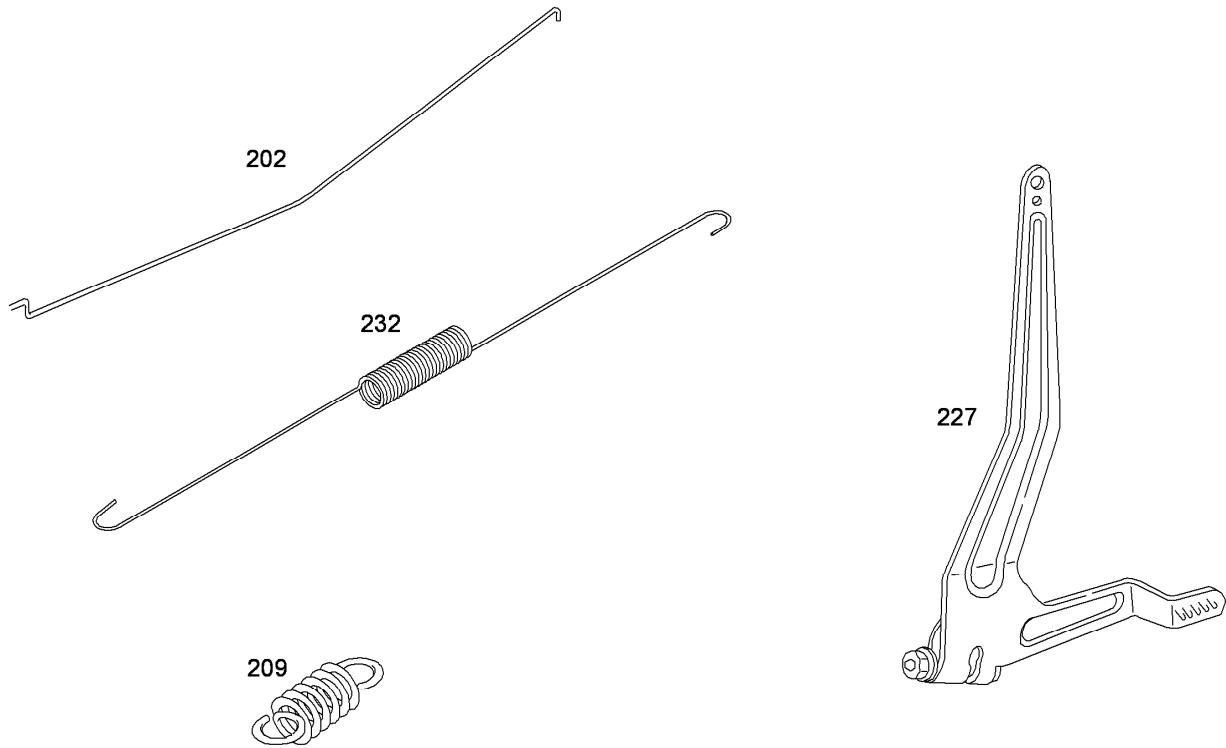
● Not serviced separately



Assemblies include all parts shown in frames

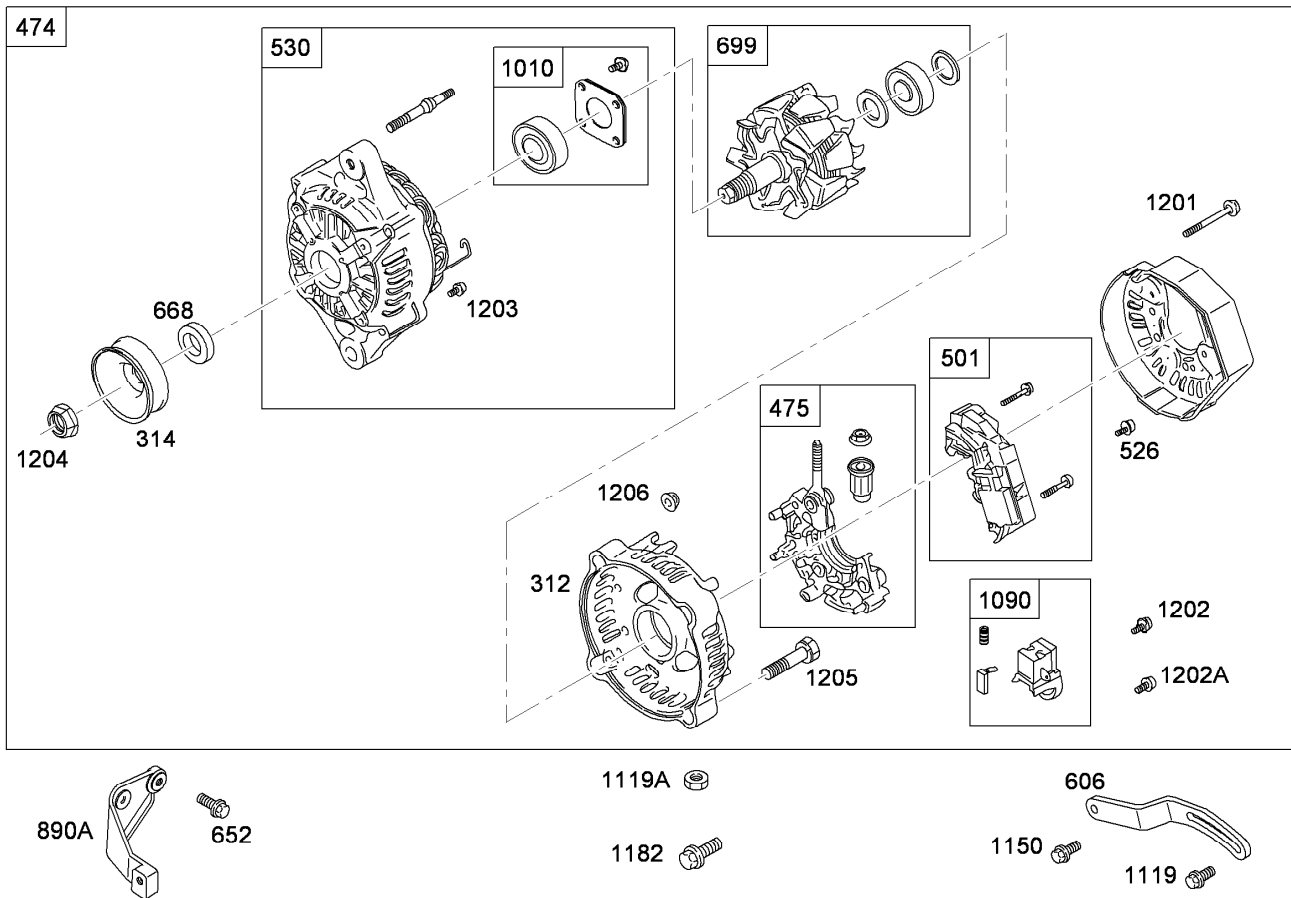
Water Pump Assembly

Ref.	Part Number	Qty.	Description
253	106-1884	1	Tank-Reserve
291	99-9155	1	Thermostat
323	99-9156	1	Belt-V
368	99-9157	1	Switch-Temperature, Water
415A	99-9158	1	Plug
415B	99-9159	1	Plug
601	99-9160	1	Clamp-Hose
703	106-1885	1	Clip
1062	99-9163	1	Gasket-Outlet
1063	99-9164	1	Pulley-Pump
1064	99-9165	1	Housing-Outlet
1065	99-9166	1	Gasket-Housing, Inlet
1066	99-9167	1	Housing-Inlet
1067	99-9168	1	Gasket-Pump, Water
1068	106-1886	1	Hose / Clamp ASM
1068A	99-9072	1	Hose-Tank, Reserve
1087	106-1887	1	Pump-Water
1097	99-9071	1	Hose-Tank, Reserve
1112	106-1888	1	Tube-Vent
1185	99-9004	1	Screw-Hex
1186	99-9151	1	Screw-Hex
1187	99-9153	1	Nut-Hex, Metric
1188	99-9004	1	Screw-Hex
1193	99-9152	1	Screw-Metric



Governor Assembly

<i>Ref.</i>	<i>Part Number</i>	<i>Qty.</i>	<i>Description</i>
202	99-9187	1	Link-Governor
209	106-1889	1	Spring-Governor
227	99-9191	1	Lever-Governor
232	99-9192	1	Spring-Link

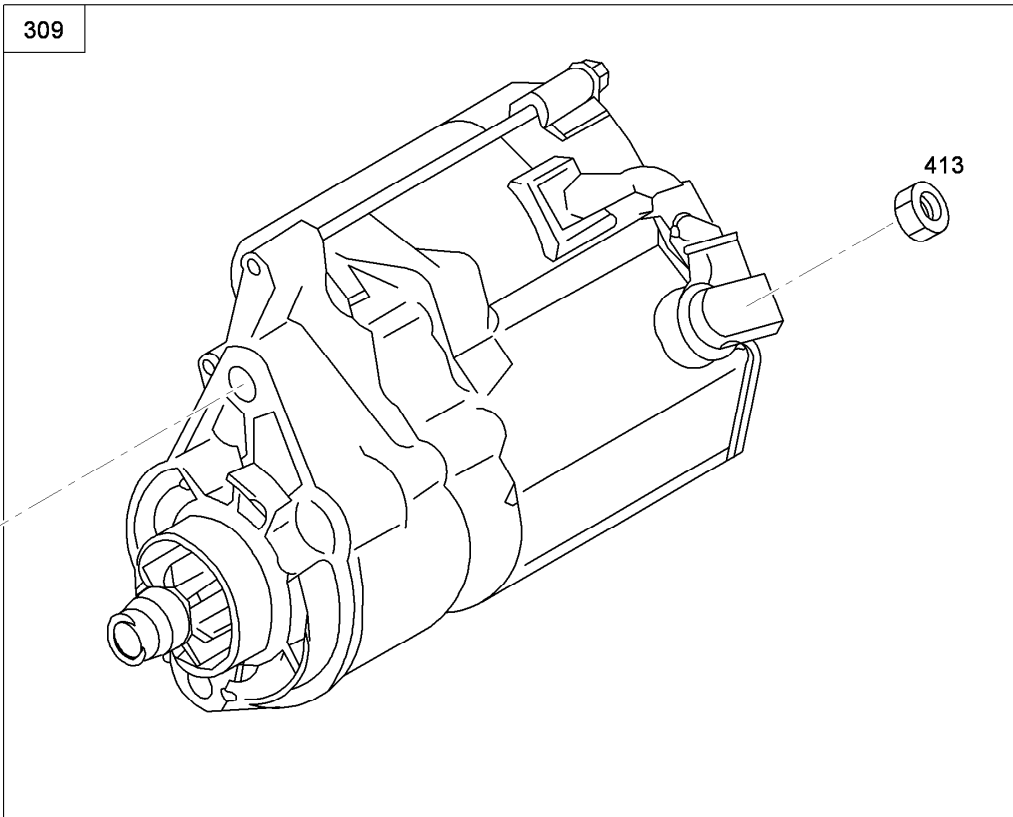


Assemblies include all parts shown in frames

Alternator Assembly

Ref.	Part Number	Qty.	Description
312	106-1890	1	Housing-End, Brush
314	106-1891	1	Pulley-Alternator
474	99-9209	1	Alternator
475	106-1892	1	Rectifier
501	106-1893	1	Regulator
526	106-1894	1	Screw
530	106-1895	1	Housing-End, Drive
606	106-1952	1	Strap-Adjusting
652	99-9202	1	Screw-Hex
668	106-1896	1	Spacer
699	106-1897	1	Rotor
890A	99-9211	1	Bracket-Support
1010	106-1898	1	Retainer-Bearing

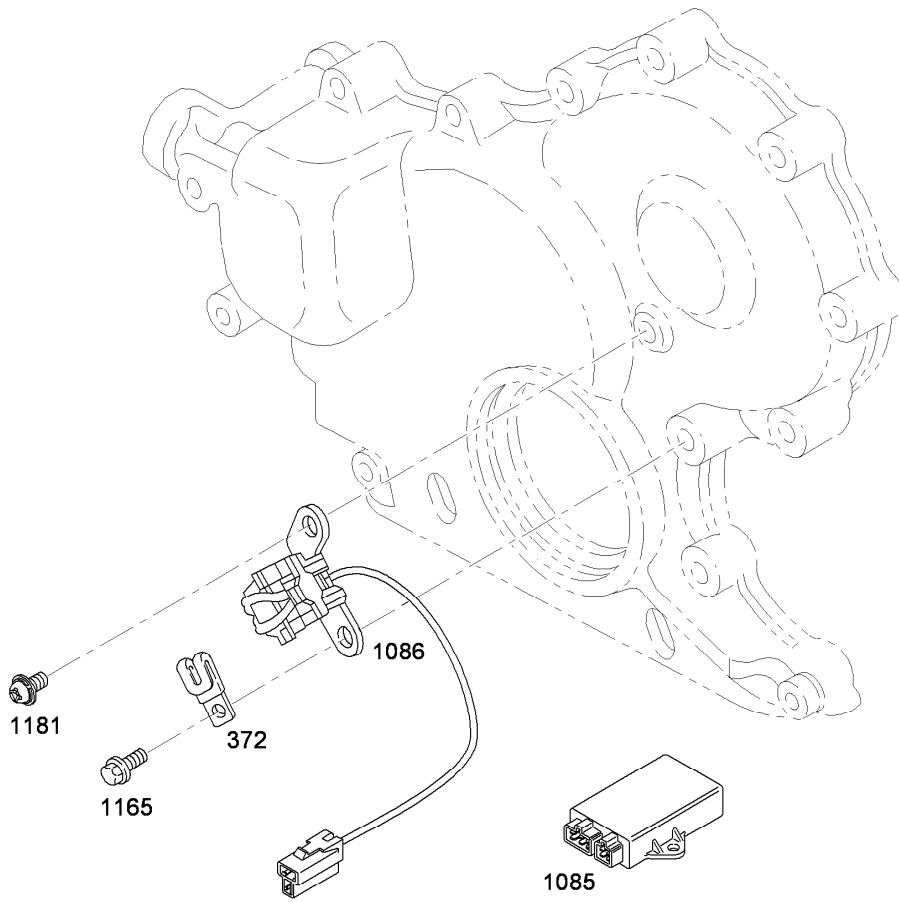
Ref.	Part Number	Qty.	Description
1090	106-1899	1	Retainer-Brush
1119	99-9663	1	Screw-Hex, Metric
1119A	99-9205	1	Screw-Hex, Metric
1150	99-9202	1	Screw-Hex
1182	99-9114	1	Nut-Hex, Metric
1201	106-1950	1	Screw
1202	106-1951	1	Screw
1202A	106-1894	1	Screw
1203	106-1894	1	Screw
1204	106-1954	1	Nut
1205	106-1955	1	Screw
1206	106-1956	1	Nut



Assemblies include all parts shown in frames

Starter Motor Assembly

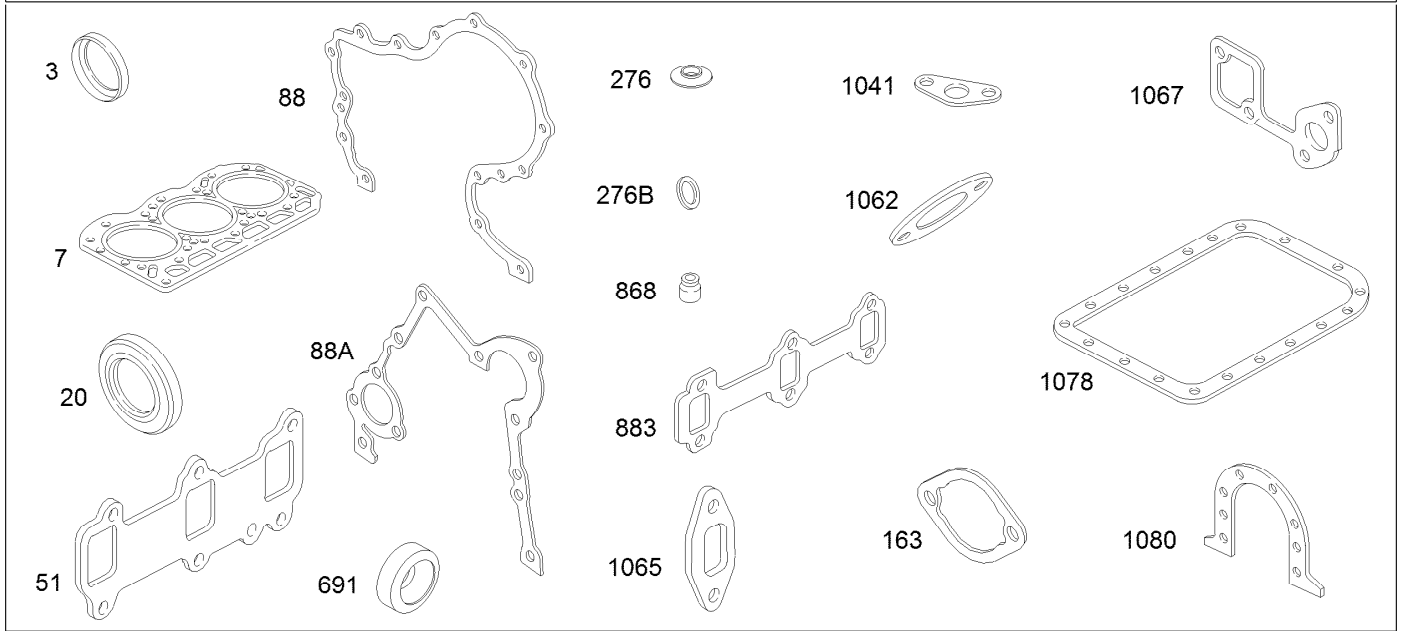
<i>Ref.</i>	<i>Part Number</i>	<i>Qty.</i>	<i>Description</i>
309	110-2598	1	Motor-Starter
413	99-9206	1	Nut-Hex, Metric
1009	99-9201	1	Screw-Hex



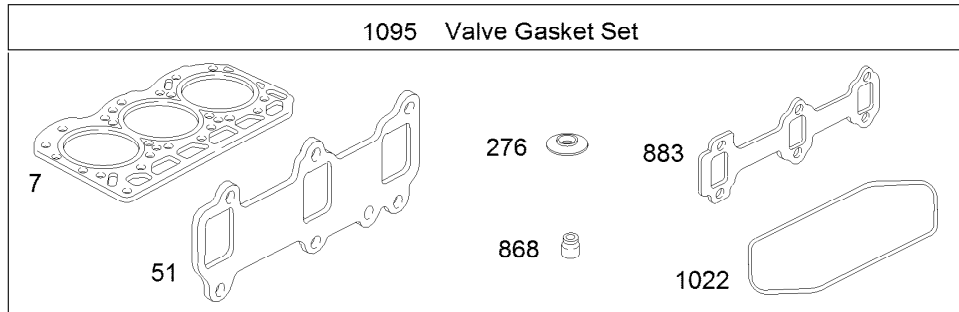
Ignition Assembly

<i>Ref.</i>	<i>Part Number</i>	<i>Qty.</i>	<i>Description</i>
372	99-9208	1	Clamp
1085	105-1768	1	ECM
1086	99-9217	1	Trigger-Ignition
1165	99-9128	1	Screw-Hex
1181	99-9210	1	Screw-Phillips

358 Engine Gasket Set



1095 Valve Gasket Set



Assemblies include all parts shown in frames

Engine Gasket Set

Ref.	Part Number	Qty.	Description
3	99-9003	1	Seal-Oil
7	99-9254	1	Gasket-Head, Cylinder
20	115-2291	1	Seal-Oil
51	99-9173	1	Gasket-Intake
163	105-9329	1	Gasket-Funnel, Air
88	99-9132	1	Gasket-Cover
88A	99-9136	1	Gasket-Cover, Gear
276	99-9063	1	Washer-Seal
276B	99-9249	1	Washer-Seal
358	115-2318	1	Gasket Kit
691	99-9131	1	Seal-Shaft, Governor

Ref.	Part Number	Qty.	Description
868	99-9102	1	Seal-Valve
883	106-1855	1	Gasket-Exhaust
1022	99-9073	1	Gasket-Cover, Rocker
1041	99-9120	1	Gasket-Strainer, Oil
1062	99-9163	1	Gasket-Outlet
1065	99-9166	1	Gasket-Housing, Inlet
1067	99-9168	1	Gasket-Pump, Water
1078	99-9121	1	Gasket-Pan, Oil
1080	99-9021	1	Gasket-Retainer
1095	106-1977	1	Valve Gasket Set

Attachments and Accessories

For 07361TC Workman 3200 Utility Vehicle with Bed

Product Name	Model/Part
High-Flow Hydraulic Kit	07228
Full Area Flatbed	07301
Full Area Flatbed Side Kit	07302
Fold Down Side Kit	07303
Cab Kit with Doors	07319
2/3 Area Flatbed	07321
2/3 Area Flatbed Side Kit	07322
Heater Kit.....	07330
Bed Liner	07331
Sunshade Kit	07332
Fold-down Windshield Kit	07333
1/3 Area Flatbed	07341
1/3 Area Stake Side Kit.....	07342
1/3 Area Platform Lift	07344
Rear PTO Kit	07419
Hand Throttle Kit.....	07420
Red Gas Cap	107-2173
Tachometer Kit (RPM Only)	107-7975
Signal Light Kit.....	107-7985
Accessory Wire Harness Kit	107-7987
Work Light Kit	107-7988
High Air Intake Kit	107-8003
Remote Hydraulics Float Kit	107-8004
Backup Alarm Kit	107-8037
Side Mirror Kit.....	107-8048
Premium Engine Oil, 10w30 (Drum)	108-1179
Premium Engine Oil, 10w30 (Pail)	108-1180
Premium ATF (Drum).....	108-1185
Premium ATF (Pail)	108-1186
Premium All Purpose Grease (Tube)	108-1190
Mirror Kit.....	110-2510
Jet-High Altitude, 2400-6600 FT	110-2586
Jet-High Altitude, 6000-10000 FT	110-2587
Spark Arrestor Kit	112-1688
Single Nozzle Kit.....	41024
Hose Reel Kit.....	41097
Spray Gun Kit	41133
Pro Foam Concentrate (4 x 1 Gallon)	41157
Workman 200 Spray System	41235
Foam Marker Kit	41236
Spreader Base Unit	41253
Vicon Spreader.....	41256
Enclosed Boom	41355
Enclosed Walking Boom.....	41358
Enclosed Walking Boom Trailer	41359
Enclosed Boom Mount.....	41363
Power Holster Hitch Kit.....	44209

Drawbar Kit.....	44212
Hitch Frame and Draw Bar Kit	44213
Topdresser 1800	44225
Fifth Wheel Hitch Kit	44230
Core Harvester Adapter Kit.....	44242
1/3 Area Tool Box Mounting Kit.....	92-1219
Automatic Tailgate Release Kit	92-1220
Block-Fuse.....	92-2641
PTO Over Running Clutch Kit	92-2655
Topdresser 1800 Lift Kit	92-4452
Mid-Mount Kit for Platform Lift.....	93-3741
1/3 Area Cover Kit	93-9225
Rear 1/3 Area Mounting Kit.....	93-9249

Notes:

Notes:

Notes:



Count on it.