



**Count on it.**

Part No. 111-3986 Rev B

**Spare Parts List**

**T4240 4WD 5-PLEX BASE UNIT**

Model No: 02750-Serial No. from 311060001



Original Instructions (EN)

Date: 22.07.10



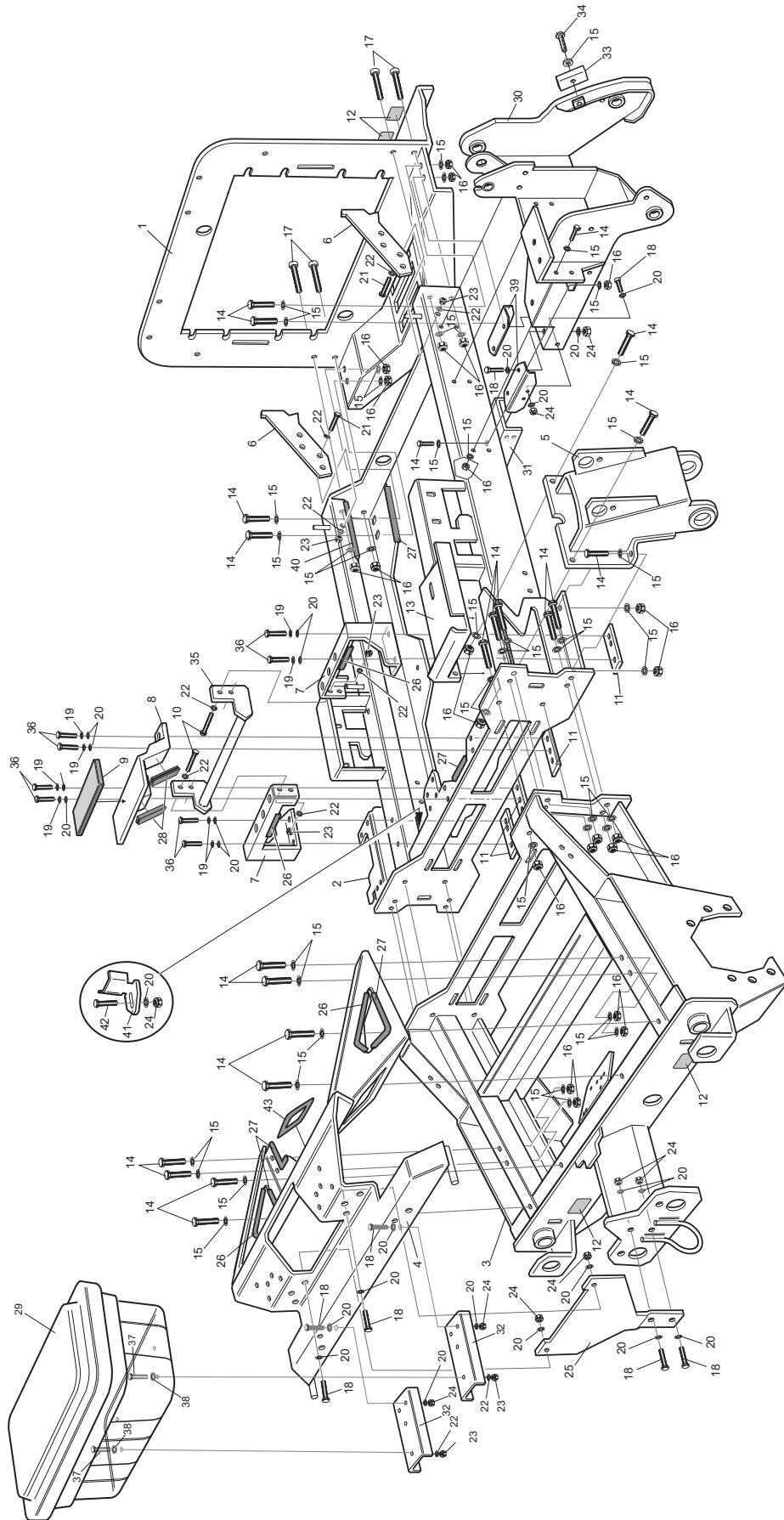
When ordering spare parts please give the following information.

PART NUMBER, DESCRIPTION AND QUANTITY REQUIRED,  
MACHINE TYPE, MODEL AND SERIAL NUMBER.

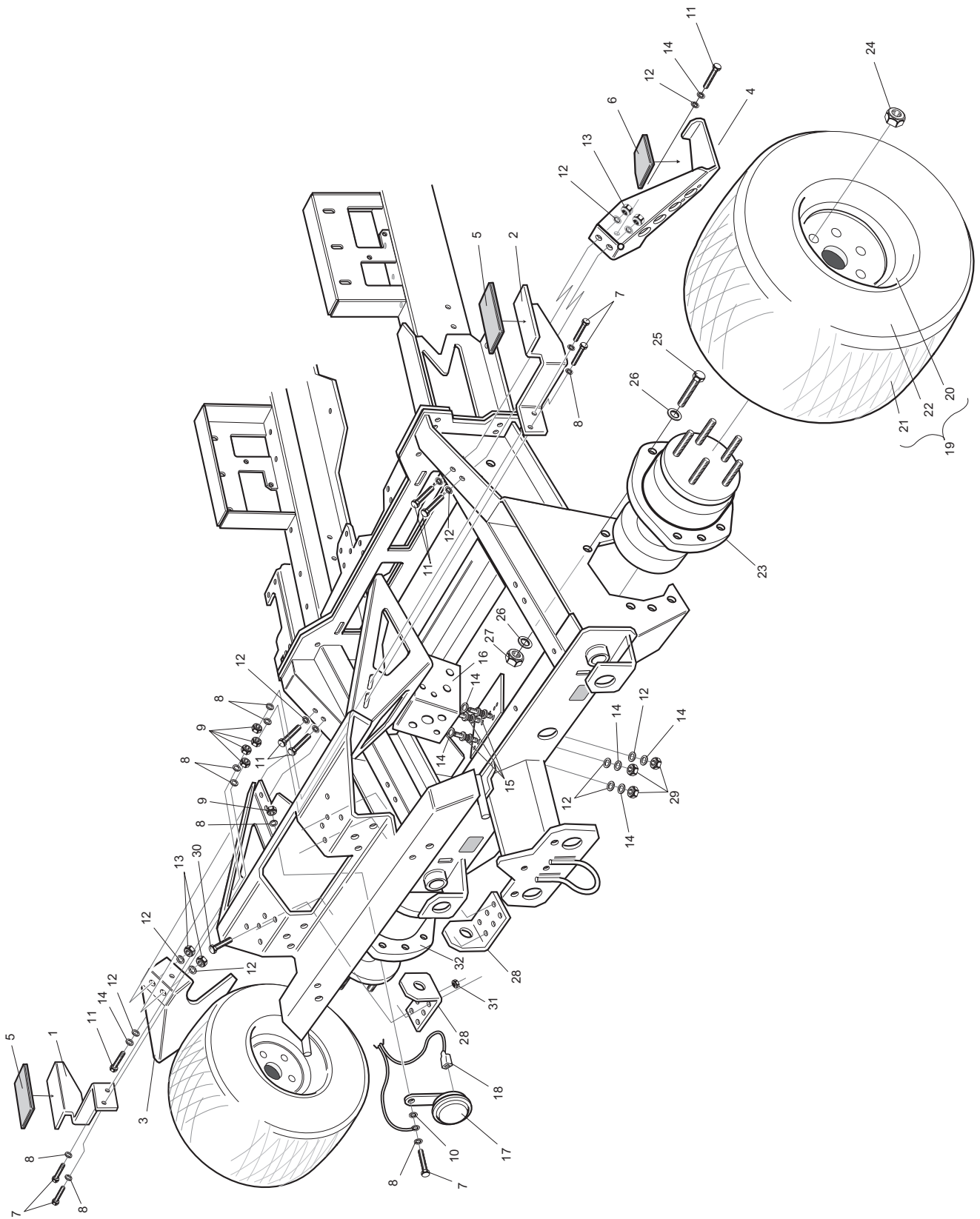
Use only Genuine spare parts, others may be dangerous and will invalidate the machine warranty.

<b><i>GENERAL ASSEMBLIES</i></b>	<b><i>1.4 - 1.39</i></b>
<b>Chassis</b>	<b>1.4 - 1.5</b>
<b>Front Wheels &amp; Footsteps</b>	<b>1.6 - 1.7</b>
<b>Battery / Hourmeter</b>	<b>1.8 - 1.9</b>
<b>Engine Mounted Components</b>	<b>1.10 - 1.13</b>
<b>Oil Cooler / Radiator Assembly</b>	<b>1.14 - 1.15</b>
<b>Rear Axle Assembly</b>	<b>1.16 - 1.17</b>
<b>Operator Seat Assembly</b>	<b>1.18 - 1.21</b>
<b>Control Pedals</b>	<b>1.22 - 1.25</b>
<b>Fuel Tank Assembly</b>	<b>1.26 - 1.27</b>
<b>Engine Cover / Side Screen</b>	<b>1.28 - 1.29</b>
<b>Front Arms</b>	<b>1.30 - 1.31</b>
<b>Centre Arm</b>	<b>1.32 - 1.33</b>
<b>Wing Arms</b>	<b>1.34 - 1.37</b>
<b>2 Post Roll Over Protective Structure</b>	<b>1.38 - 1.39</b>
<b><i>HYDRAULICS</i></b>	<b><i>2.1 - 2.19</i></b>
<b>Hydraulic Circuit Transmission</b>	<b>2.2 - 2.5</b>
<b>Rear Transmission Hydraulic Circuit</b>	<b>2.6 - 2.7</b>
<b>Hydraulic Circuit - Lift &amp; Steering</b>	<b>2.8 - 2.9</b>
<b>Hydraulic Circuit - Cutter Drive</b>	<b>2.10 - 2.13</b>
<b>Hydraulic Oil Tank Assembly</b>	<b>2.14 - 2.15</b>
<b>Lift Valve Bracket</b>	<b>2.16 - 2.17</b>
<b>Transmission Valve</b>	<b>2.18</b>
<b>Cutter Sub Plate / Control Valve</b>	<b>2.19</b>
<b>Unit 1/5 Cutter Control Valve</b>	<b>2.20 - 2.21</b>

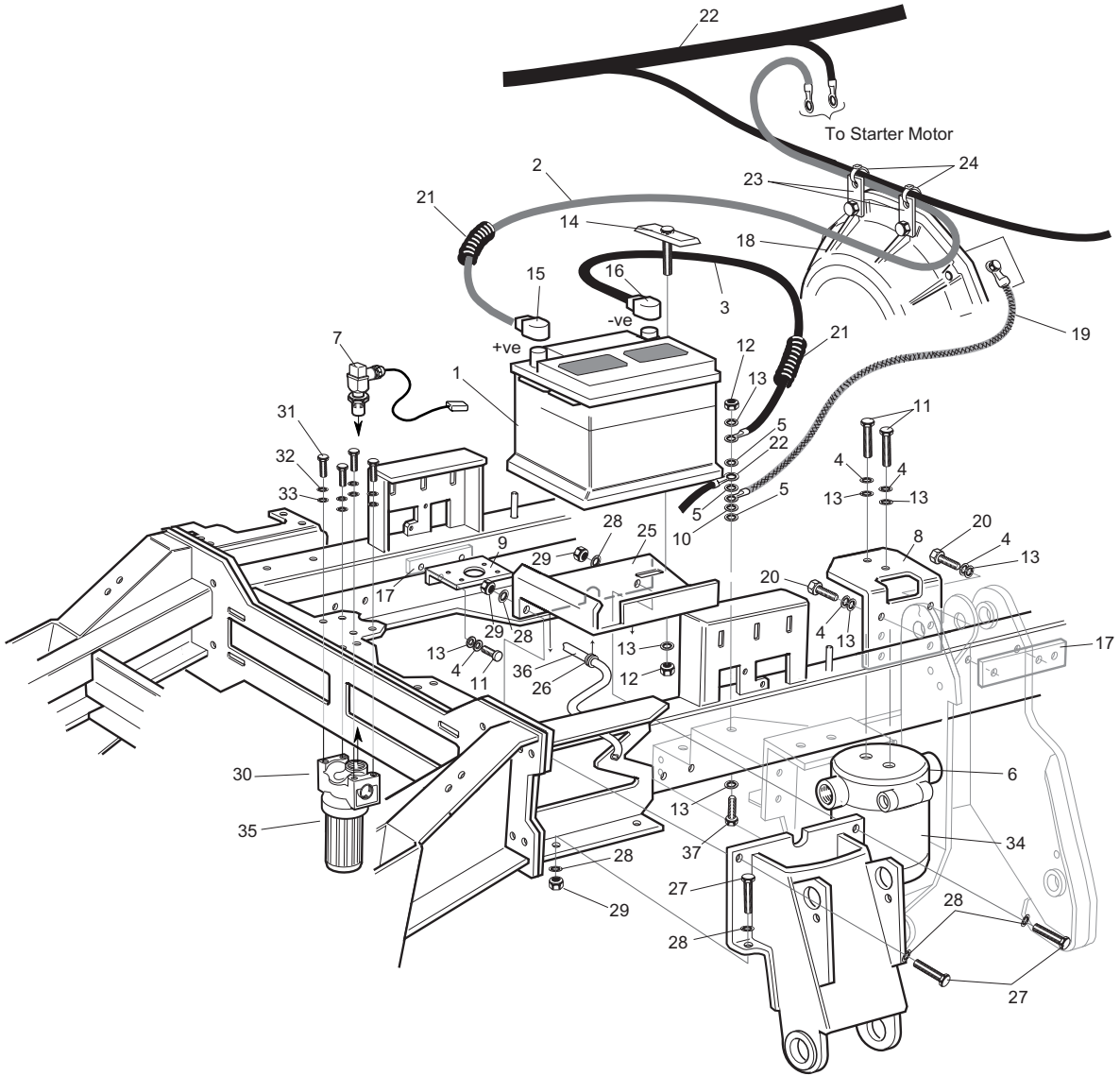
<i><b>ELECTRICS</b></i>	<i><b>3.1 - 3.5</b></i>
<b>Wiring Loom Layout</b>	<b>3.2 - 3.3</b>
<b>Control Panel</b>	<b>3.4 - 3.7</b>
<i><b>CUTTERHEADS</b></i>	<i><b>4.1 - 4.10</b></i>
<b>MK3 Cutterhead</b>	<b>4.2 - 4.5</b>
<b>MK3 Cutterhead Motors</b>	<b>4.6</b>
<b>Grooved Front Roller Kit MK3</b>	<b>4.7</b>
<b>Smooth Front Roller Kit MK3</b>	<b>4.8</b>
<b>MK3 Cutterheads - Float Head Kit</b>	<b>4.9</b>
<b>MK3 Cutterhead Fixings</b>	<b>4.10</b>
<i><b>PARTS REQUIREMENTS</b></i>	<i><b>5.1 - 5.3</b></i>
<b>Recommended Spare Parts Stock</b>	<b>5.2 - 5.3</b>



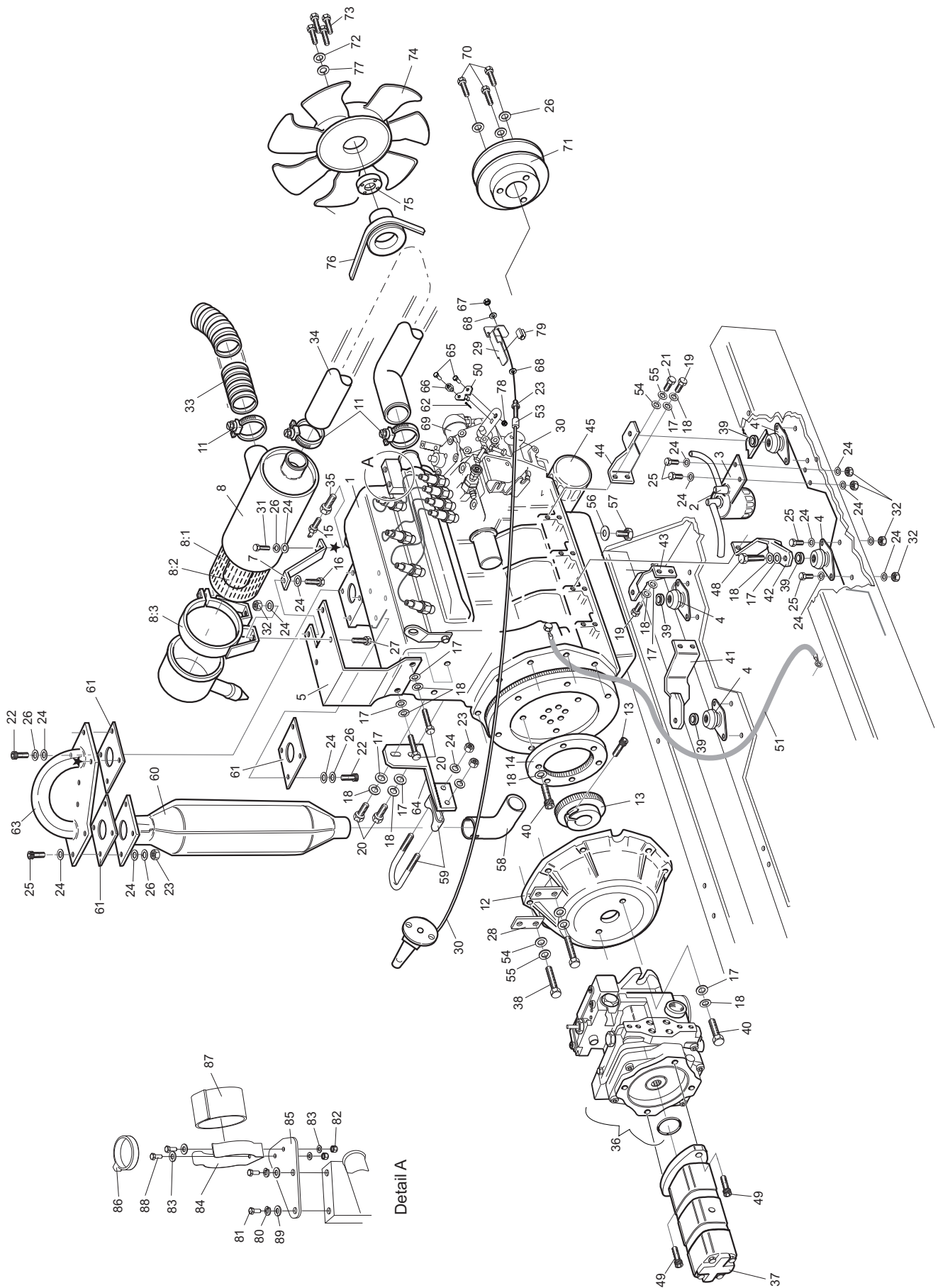
ITEM NO.	DESCRIPTION	PART NO.	QTY	ITEM NOTE
1	Chassis - Rear W/A	994230W	1	
2	Chassis - Centre W/A	953100W	1	
3	Chassis - Front W/A	924195W	1	
4	Roller Plate W/A	922130W	1	
5	Bracket - Centre Head	910440W	1	
6	Bulkhead Stay	953114W	2	
7	Bracket - Platform Support W/A	924170W	2	
8	Seat Support - Front	910493W	1	
9	Rubber Seat Support - Front	910944	1	
10	Setscrew - M8 x 30	09369	4	
11	Plate - Securing	924141	4	
12	Decal - Jacking Point	70-13-072	4	
13	Tray - Battery	910447W	1	
14	Bolt - Hex Hd M12 x 35	09551	40	
15	Washer - Plain M12	HY09485	5	
16	Nut - Nyloc M12	ZNN1L000U	42	
17	Screw - Soc Hd Button M12 x 35	09419	4	
18	Setscrew - M10 x 30	09392	16	
19	Washer - Spring M10	09480	8	
20	Washer - Plain M10	09479	41	
21	Setscrew - M8 x 25	03162	4	
22	Washer - Plain M8	09475	20	
23	Nut - Nyloc M8	09441	12	
24	Nut - Nyloc M10	09447	17	
25	Plate - Chassis Brace	924150W	1	
26	Edging Strip	50-08-001	4	x0.15m
27	Edging Strip	50-08-001	7	x0.18m
28	Edging Strip	50-08-001	2	x0.10m
29	Toolbox	950892	1	
30	Arm Pivot W/A LH	953125W	1	
31	Arm Pivot W/A RH	953130W	1	Not Illustrated
32	Bracket - Toolbox Support	953163W	2	
33	Bar - Brake Release	950348	2	
34	Setscrew - M12 x 40	ZDH1L040U	2	
35	Bar - Latching W/A	924187W	1	
36	Setscrew - M10 x 25	09395	8	
37	Screw - Socket Button M8 x 25	ZHS1H025U	4	
38	Washer - Large M8	09270	4	
39	Joint - Wing Arm Bracket	953136W	2	
40	Edging Strip	50-08-001	2	x0.15m
41	Bracket - Hose Guide	953116	1	
42	Bolt - Coach M10 x 25	15-11-003	1	
43	Edging Strip	50-08-001	1	x0.6m
44	Rivet M8 Blind Bush 5mm	924423	1	Not Shown
45	Decal - Tyre Pressures	950832	1	Not Shown



ITEM NO.	DESCRIPTION	PART NO.	QTY	ITEM NOTE
1	Plate - Footstep RH	910462W	1	
2	Plate - Footstep LH	910463W	1	
3	Plate - Mudflap	922111W	1	
4	Plate - Footstep Rear LH	922110W	1	
5	Rubber - Footstep	910946	2	
6	Tape - Anti-slip	70-07-067	1	x0.5ft
7	Setscrew - M8 x 25	03162	5	
8	Washer - Plain M8	09475	10	
9	Nut - Nyloc M8	09441	5	
10	Washer - Shakeproof M8	09476	1	
11	Setscrew - M10 x 30	09392	6	
12	Washer - Plain M10	09479	13	
13	Nut - Nyloc M10	09447	4	
14	Washer - Spring M10	09480	8	
15	Isomount - Transmission	74-07-041	4	
16	Manifold - Front Transmission	953683	1	
17	Horn	70-09-108	1	
18	Wiring Loom	111-0191	1	
19	Wheel Assembly - Front 4 Ply	74-01-274	2	includes items 20, 21 & 22
20	Rim - Wheel 10.5 x 12"	74-07-004	2	
21	Tube - Inner	74-07-012	2	
22	Tyre - 26 x 12 x 12	74-07-027	2	
23	Motor - Front Wheel LH	953682	1	
24	Nut - Wheel M14 x 1.5	74-07-016	10	
25	Bolt - M14 x 50	09686	12	
26	Washer - Plain M14	09488	24	
27	Nut - Nyloc M14	09540	12	
28	Plate - Platform Pivot	910449W	2	
29	Nut - Plain M10	09449	3	
30	Durlock M10 x 20	63-11-018	6	
31	Nut - M10 Flanged (12.9)	63-11-015	6	
32	Motor - Front Wheel RH	953686	1	

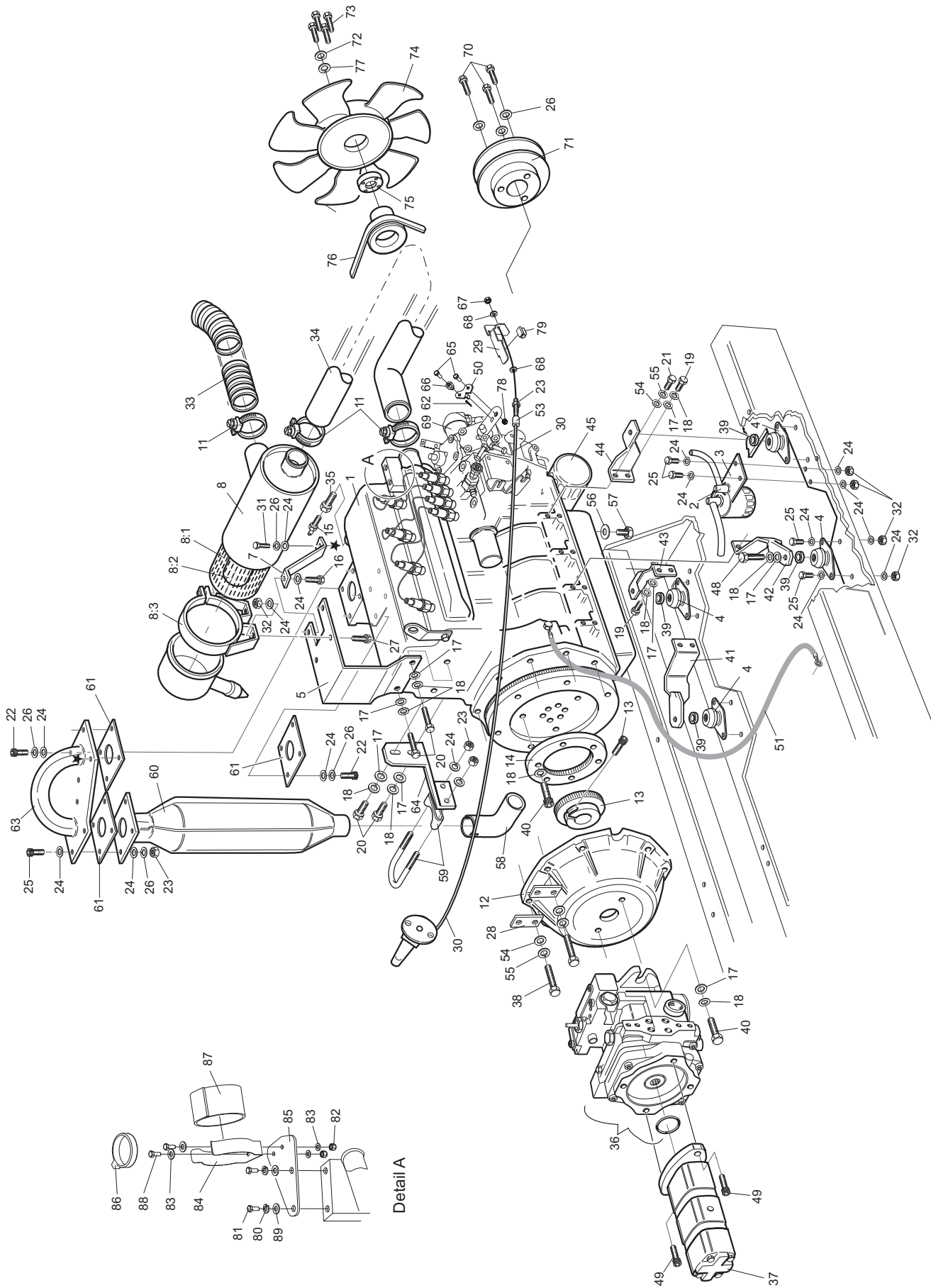


ITEM NO.	DESCRIPTION	PART NO.	QTY	ITEM NOTE
1	Battery 065	70-09-015	1	
2	Cable - Battery +VE	70-09-173	1	
3	Cable - Battery - VE	70-09-170	1	
4	Washer - Spring M6	09474	6	
5	Washer - Shakeproof M8	09476	3	
6	Filter -Return	924865	1	includes item 34
7	Differential Indicator	924710	1	
8	Bracket - Oil Filter	924449W	1	
9	Plate Cetop Bracket	953190W	1	
10	Nut - Hex M8	ZNH1H000U	1	
11	Setscrew - M8 x 25	03162	4	
12	Nut - Nyloc M8	09441	2	
13	Washer - Plain M8	09475	9	
14	Battery Retainer - W/A	70-01-340	1	
15	Terminal - Q.R. +VE	70-09-171	1	
16	Terminal - Q.R. -VE	70-09-172	1	
17	Plate Securing	924407	2	
18	Flywheel Housing - Engine	994880	1	
19	Cable Earth	70-09-023	1	
20	Setscrew - Soc Button M8 x 25	ZHS1H025U	2	
21	Convolute Tube	70-09-081	2	x1.3m
22	Harness - Wiring	111-0752	1	
23	Bracket - Loom Tie	74-01-327	2	
24	Tie - Cable	74-07-020	2	
25	Plate - Battery Tray	910447W	1	
26	Grommet - 30 O/D	74-07-019	1	
27	Bolt - Hex Hd. M12 x 35	09551	4	
28	Washer - Plain M12	HY09485	8	
29	Nut - Nyloc M12	ZNN1L000U	4	
30	Pressure Filter	924708	1	includes item 35
31	Setscrew - M6 x 12	09361	4	
32	Washer - Spring M6	09474	4	
33	Washer - Plain M6	09472	4	
34	Element - Return Filter	924692	1	
35	Element - Pressure Filter	924709	1	
36	Hose - 1/4" BSPP Assembly	953650	1	1,320mm Lg
37	Setscrew - M8 x 50	09370	1	



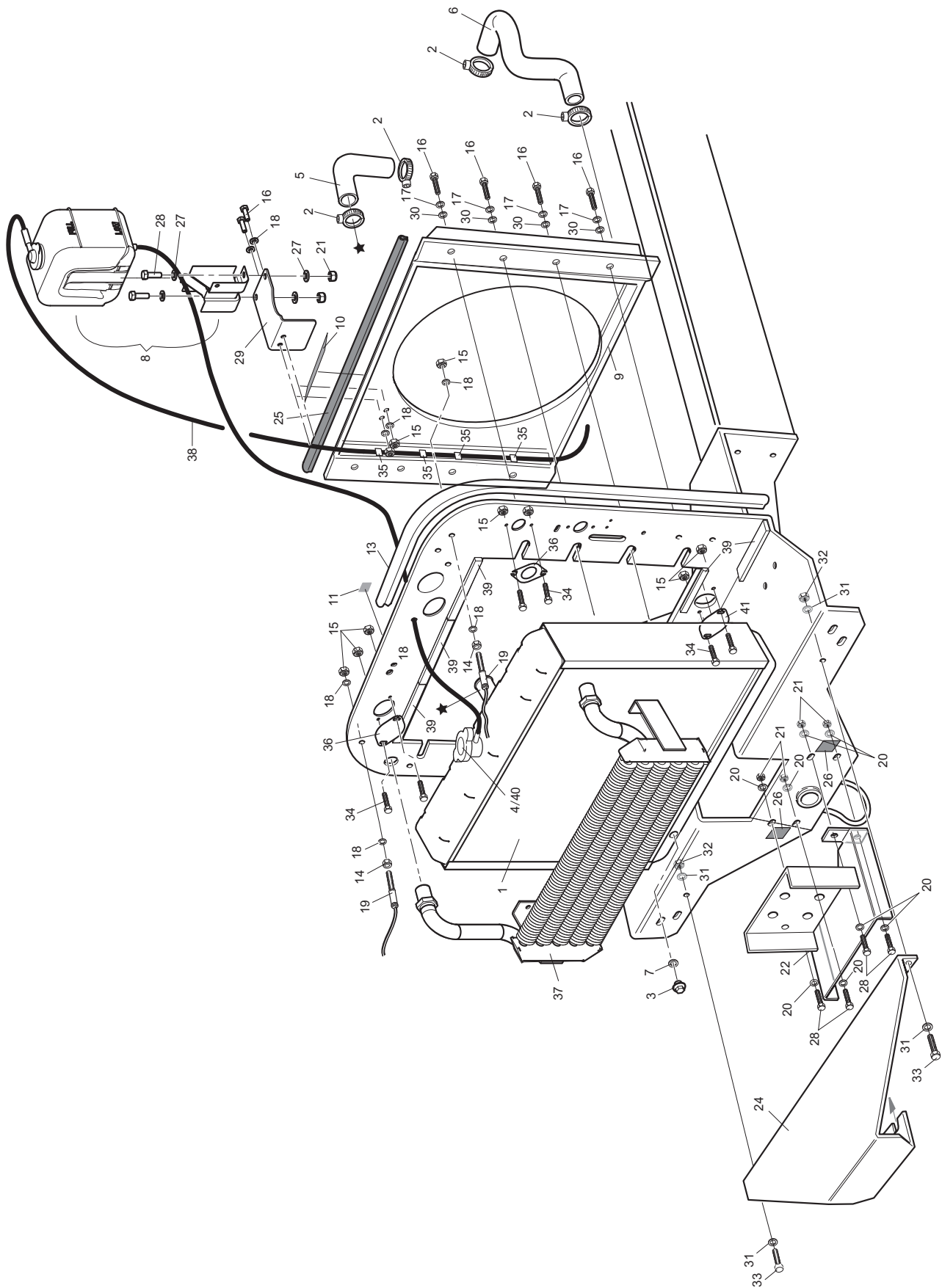
Detail A

ITEM NO.	DESCRIPTION	PART NO.	QTY	ITEM NOTE
1	Engine - Kubota V2203	111-2161	1	
2	Fuel Filter Assy	15291-43010	1	incl. item 3
3	Fuel Filter Element	15221-43170	1	
4	Iso-Mount Engine	70-07-034	4	
5	Air Cleaner Bracket	111-4990-03	1	
8:3	Mounting Band Assy	111-5017	2	
7	Stay - Air Cleaner Bracket	950429W	1	
8	Air Cleaner Assembly incl.	111-5014	1	
8:1	Filter Element - Air Cleaner	111-5015	1	
8:2	Safety Element - Air Cleaner	111-5016	1	
11	Clip - Jubilee (60-80mm)	65-07-042	3	
12	Bell Housing Kit	994880	1	incl. items 13 & 14
13	Flexible Coupling Inner	994882	1	
14	Flexible Coupling Outer	994883	1	
15	Temp - Sender	950853	1	
16	Bolt - M8 x 25	03162	1	
17	Washer - M12 Plain	HY09485	17	
18	Washer - M12 Spring	09599	23	
19	Setscrew - M12 x 1.25 x 30 Lg	70-11-017	7	
20	Setscrew - M12 x 1.25 x 20 Lg	70-11-016	4	
21	Setscrew - M10 x 1.25 x 25 Lg	50-11-005	1	
22	Setscrew - M8 x 20	09369	9	
23	Nut - M8 Plain	09437	8	
24	Washer - M8 Plain	09475	40	
25	Setscrew - M8 x 30	09369	12	
26	Washer - M8 Spring	03469	15	
27	Bolt - Coach	09548	2	
28	Bracket - Loom Tie	74-01-327	2	
29	Plate Throttle Control Brkt	994382W	1	
30	Cable - Throttle	910815	1	
31	Setscrew - M8 x 25	03162	1	
32	Nut - M8 Nyloc	09441	13	
33	Tube - Air Intake	70-07-052	1	0.63m
34	Air Intake Hose	111-5018	1	
35	Adaptor Temp Sender	950425	1	
36	Pump Transmission	953684	1	
37	Pump Triple	953750	1	
38	Bolt - M10 x 60	09397	2	
39	Spacer - Engine T424	953028	4	
40	Screw - Soc Hd. Cap M12 x 40	09694	8	
41	Engine Mount Front R.H.	953121W	1	
42	Engine Mount Front L.H.	953120W	1	
43	Engine Mount Rear R.H.	953123W	1	
44	Engine Mount Rear L.H.	953122W	1	
45	Element Oil Filter	17321-32430	1	
48	Setscrew - M12 x 50	63-11-009	4	
49	Screw - Soc Hd Cap M10 x 30	ZCS1J030U	2	
50	Throttle Control Plate	994381	1	
51	Cable Earth	70-09-023	1	
53	Adjustable Throttle Control	953832	1	
54	Washer - M10 Plain	09479	3	

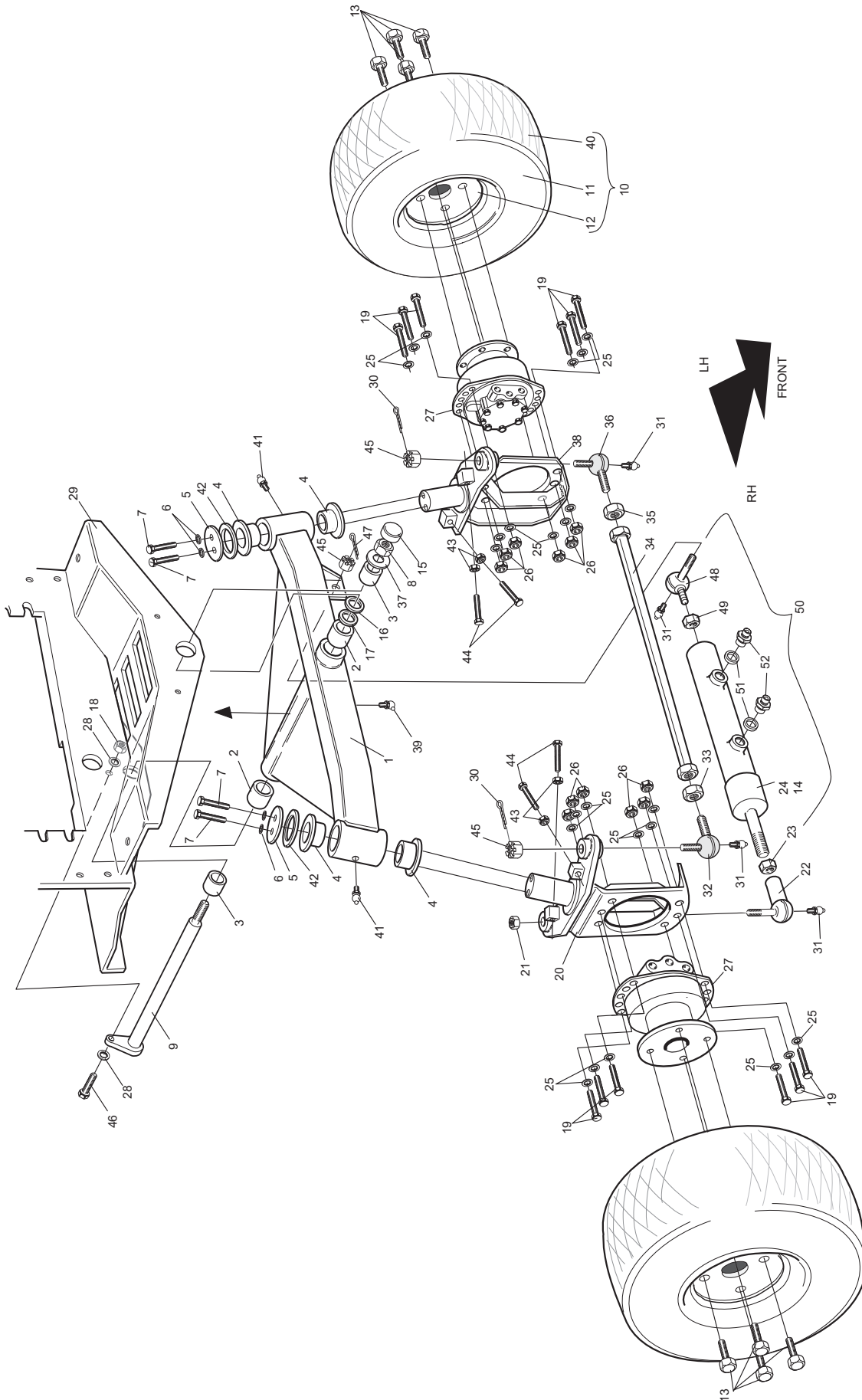


Detail A

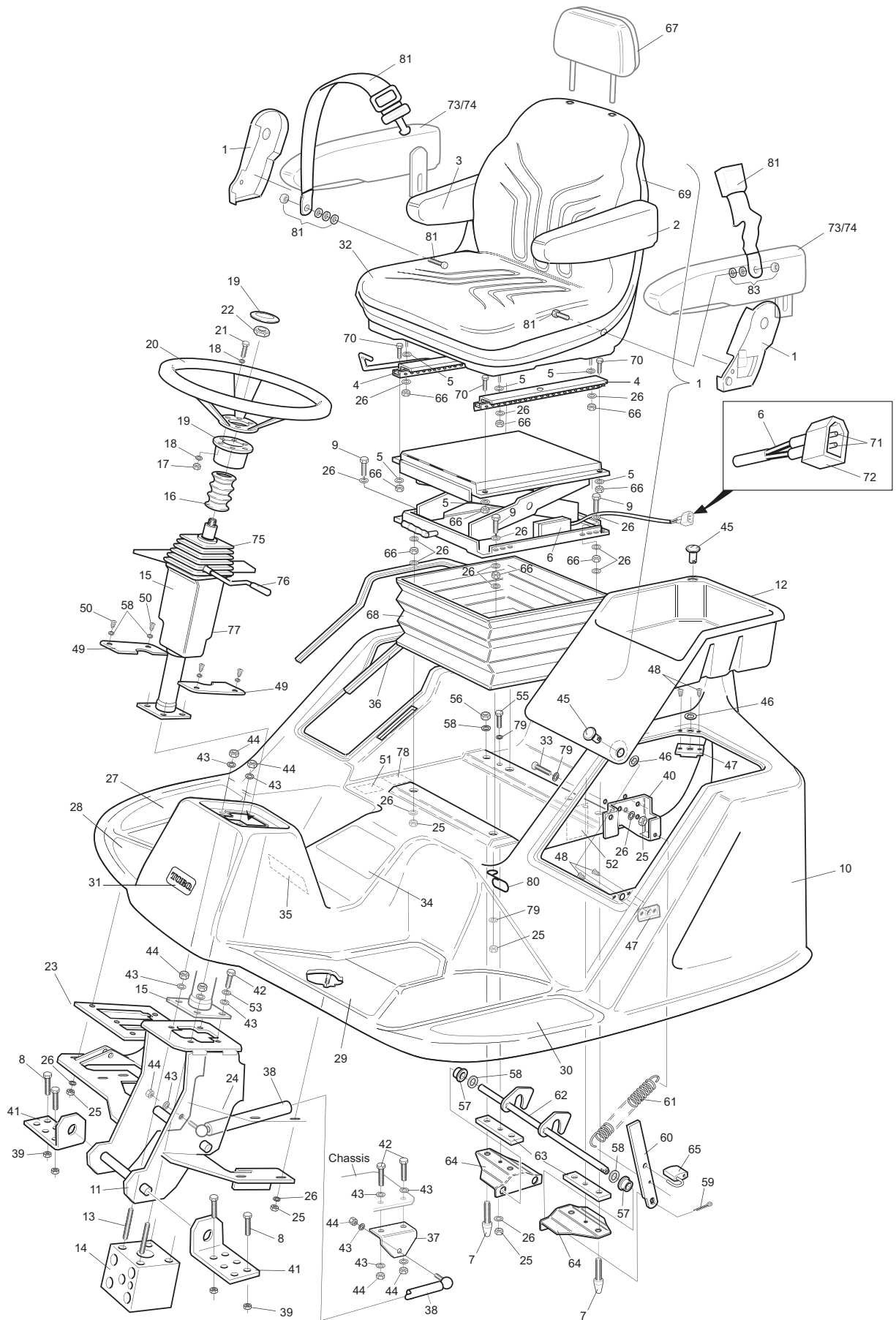
ITEM NO.	DESCRIPTION	PART NO.	QTY	ITEM NOTE
55	Washer - M10 Spring	09480	3	
56	Washer - Oil Drain Plug	15451-96670	1	
57	Plug - Oil Drain	15707-33750	1	
58	Exhaust Tail Pipe	950415	1	
59	Exhaust Clamp 45mm	74-07-018	1	
60	Exhaust Silencer	19077-12110	1	
61	Gasket - Silencer	15471-12230	3	
62	Pin Split Dia 2.5 x 16	70-07-107	1	
63	Exhaust Manifold W/A	950410S	1	
64	Stay - Exhaust Silencer	950408W	1	
65	Setscrew M6 x 16	09362	2	
66	Boss Throttle Clamp	940243	1	
67	Nut M6 Plain	09437	1	
68	Washer - M6 Plain	09472	4	
69	Fuel Solenoid	1A021-60014	1	
70	Bolt M8 x 55	09565	3	
71	Pulley Crankshaft	966103	1	
72	Washer Plain M6 x 12 x 1.6	09472	4	
73	Bolt M6 x 50	ZDH1F050U	4	
74	Fan	994821	1	
75	Fan Spacer	994509	1	
76	Belt	1G953-97010	1	
77	Washer Spring M6	09474	4	
78	Nut M6 Nyloc T Type	09438	1	
79	Clip Cable	219097	1	
80	Washer M8 Spring	03469	2	
81	Setscrew M8 x 20	09368	2	
82	Nut M5 Nyloc	09430	2	
83	Washer Plain M5	09470	4	
84	Spring Clip 76mm	995860	1	
85	Bracket - Air Inlet Hose	111-3492-03	1	
86	Cable Tie 368 x 4.8"	74-07-020	1	
87	Neoprene Strip 40 x 3	HY910808	0.3m	
88	Setscrew M5 x 16	ZDH1E016U	2	
89	Washer Plain M8	ZWP1H000U	2	
90	Indicator - Filter Blockage	953870	1	



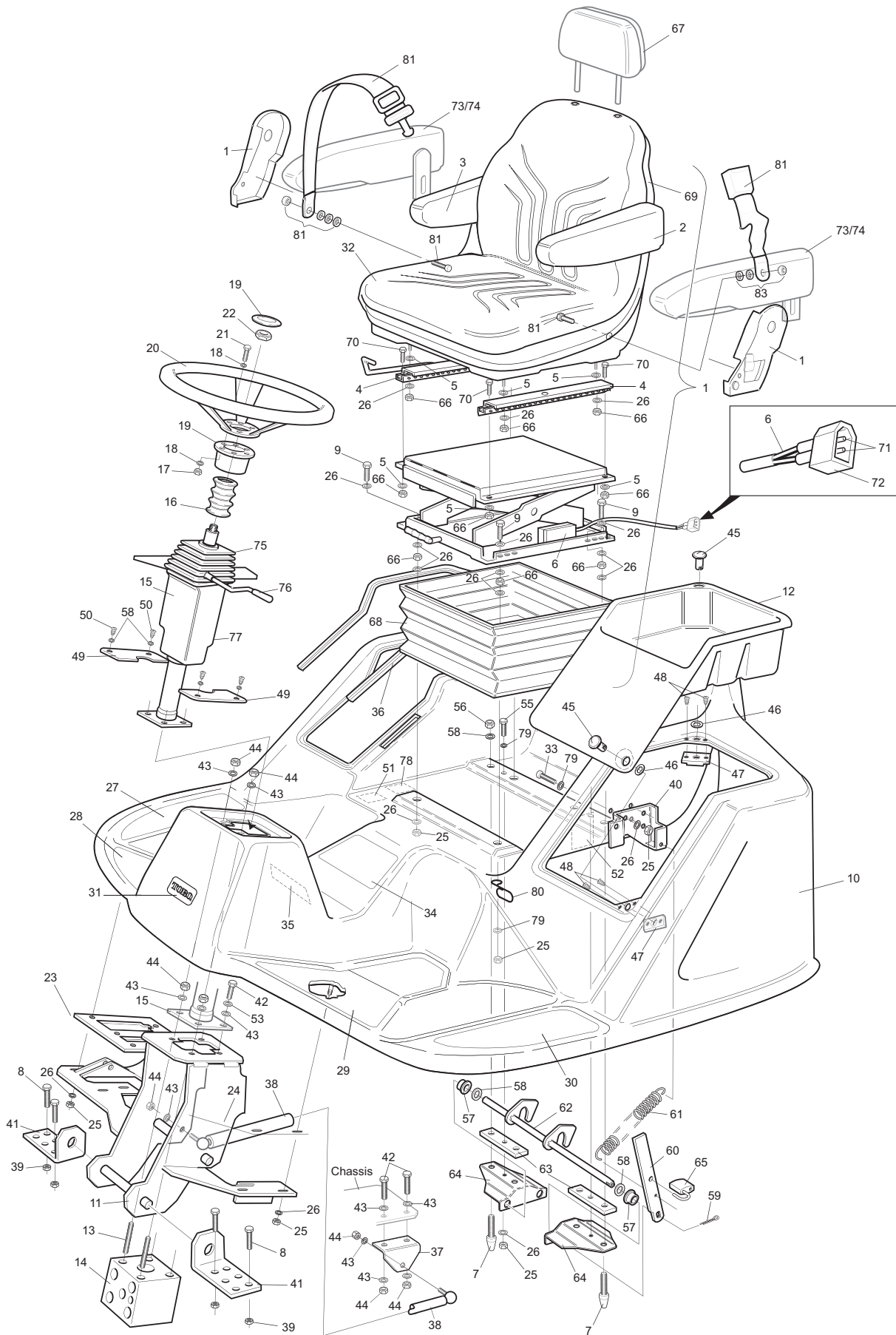
ITEM NO.	DESCRIPTION	PART NO.	QTY	ITEM NOTE
1	Radiator	950800	1	(incl. items 3, 7 & 8)
2	Clip - Jubilee	924437	4	(30 - 50mm)
3	Plug - Drain	31-06-200	1	
4	Cap - Radiator Filler, Bayonet	111-0698	1	Not shown
5	Hose - Upper Radiator	70-07-150	1	
6	Hose - Lower Radiator	953805	1	
7	Sealing Washer	200134	1	
8	Kit - Coolant Reserve Tank & Bracket	1901172091	1	
9	Cowl - Fan	111-1046	1	
10	Decal - Engine Fan/Radiator	70-13-073	1	
11	Decal - Serial No.	-	1	
13	Draught Excluder	994808	1	1.9m
14	Nut - Plain M6	09437	2	
15	Nut - Nyloc M6	09438	10	
16	Setscrew - M6 x 20	09363	10	
17	Washer - Spring M6	09474	8	
18	Washer - Plain Heavy M6	09472	12	
19	Cable Cover Stay	924825	2	
20	Washer - Plain Heavy M8	09475	4	
21	Nut - Nyloc M8	09438	2	
22	Bracket - Rear Hoses	953057W	1	
24	Plate - Rear Transmission Cover	950310W	1	
25	Protection Strip	111-1812	1	1x540mm
26	Decal - Jacking Point	70-13-072	2	
27	Washer Plain M8	09472	4	
28	Setscrew - M8 x 25	03162	8	
29	Bracket Coolant Tank Support	111-2997-03	1	
30	Washer - Plain 1/4" x 9/16"	09261	8	
31	Washer - Plain M10	09479	4	
32	Nut - M10 Nyloc	09447	2	
33	Setscrew - M10 x 30	09392	2	
34	Screw Taptite M6*16 C/SK Pozi	09545	6	
35	Clip Self Adhesive	994854	4	
36	Plate Cover Bulkhead	111-1204-03	2	
37	Oil Cooler	111-2215	1	
38	Hose Overflow Green	994853	1	
39	Seal Sponge 12 x 23 x 233	305119	7	
40	Cap - Radiator Filler, Plastic	111-0696	1	
41	Plate - Cover Bulkhead	111-2998-03	1	



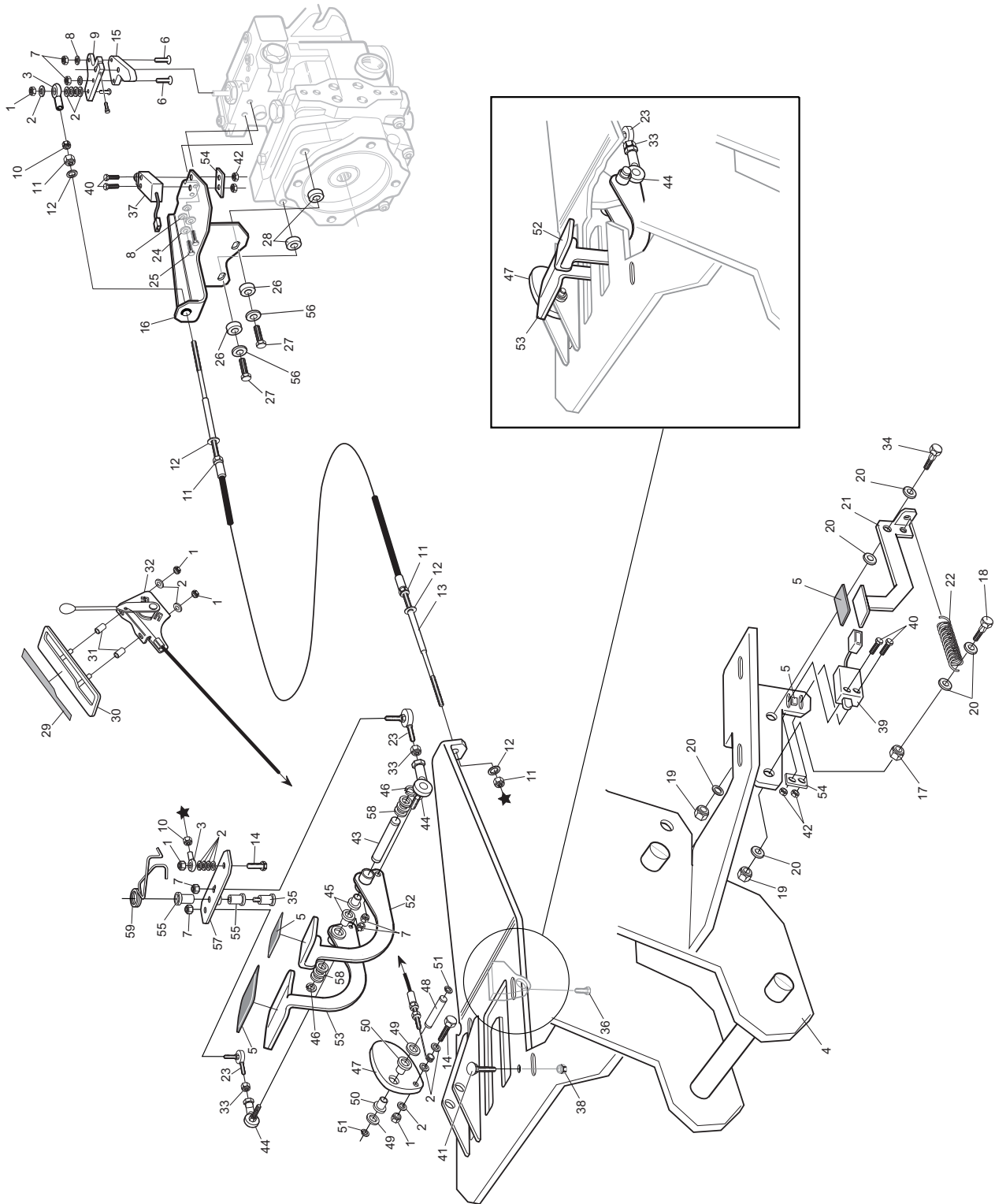
ITEM NO.	DESCRIPTION	PART NO.	QTY	ITEM NOTE
1	Axle - Rear W/A	950210W	1	
2	Bush - 35 x 30 x 25 Lg	70-05-031	2	
3	Bush - 30 x 34 x 20 Lg	65-07-051	2	
4	Bush - Flanged	70-05-033	4	
5	Cap - Washer	70-01-197	2	
6	Washer - Spring M10	09480	4	
7	Setscrew - M10 x 20	09391	4	
8	Nut - Nyloc M24	ZNN1X000U	1	
9	Pin - Axle W/A	953550	1	
10	Wheel Rear Assembly SILVER	924050	2	incl. items 11, 12 & 40
11	Tyre - Dico 20 x 10 x 8 C/S	924803	2	
12	Rim Wheel 7 x 8" SILVER	65-07-025	2	
13	Screw - Wheel	953022	8	
14	Seal Kit - Steering Cylinder	70-06-090	1	Not Shown. Suits Item 24
15	Nut - Cap M24	10-11-100	1	
16	Shim - 48 x 30.5 x 1.0	74-07-039	1	Shim to suit
17	Shim - 48 x 30.5 x 1.5	74-07-038	1	Shim to suit
18	Nut - Nyloc M10	09447	1	
19	Bolt - M14 x 50	-	12	
20	Yoke - Steering R.H. W/A	953015W	1	
21	Nut - Nyloc Hex 1/2" UNF	09231	1	
22	Ball Joint	70-07-004W	1	
23	Thin Nut 5/8" - 18 UNF	09827	1	
24	Cylinder Hydraulic Steering	924724	1	See item 14 for seal kit
25	Washer - Plain M14	-	24	
26	Nut - Nyloc M14	-	12	
27	Motor - Hydraulic 190cc	953685	2	incl. item 15, 28 & 52
28	Washer - Plain M10 Heavy	09479	2	
29	Chassis - Rear W/A	994230W	1	
30	Pin - Split 3 x 30	70-11-005	2	
31	Grease Nipple - 1/4" UNF Straight	63-11-001	4	
32	Track Rod End RH	70-07-002W	1	
33	Nut - 3/4" UNF R.H. Thread	70-11-002	1	
34	Track Rod W/A	950225W	1	
35	Nut - 3/4" UNF L.H. Thread	70-11-001	1	
36	Track Rod End LH	70-07-003W	1	
37	Washer - Plain M24	09555	1	
38	Yoke - Steering L.H. W/A	953010W	1	
39	Grease Nipple - 1/8" 45o Angle	10-11-018	1	
40	Inner Tube - (not illustrated)	72-07-068	2	
41	Grease Nipple - 1/8" BSP Straight	10-11-017	2	
42	Washer - Felt	70-07-149	2	
43	Nut - Plain M10	09449	4	
44	Setscrew - Hex. Hd. M10 x 60	09829	4	
45	Nut - Castle 9/16" - 18 UNF	09731	3	
46	Setscrew - M10 x 30	09392	1	
47	Pin - Split 4 x 40	70-11-004	1	
48	Track Rod End	924725	1	
49	Thin Nut 3/4 " - 16 UNF	09828	1	
50	Steering Cylinder Assy	924726	1	INCLUDE ITEMS 23,24,48 & 49
51	Seal Dowty 1/4"	10-06-030	2	
52	Adaptor 1/4" 3/8 M/M BSP	50-06-009	2	



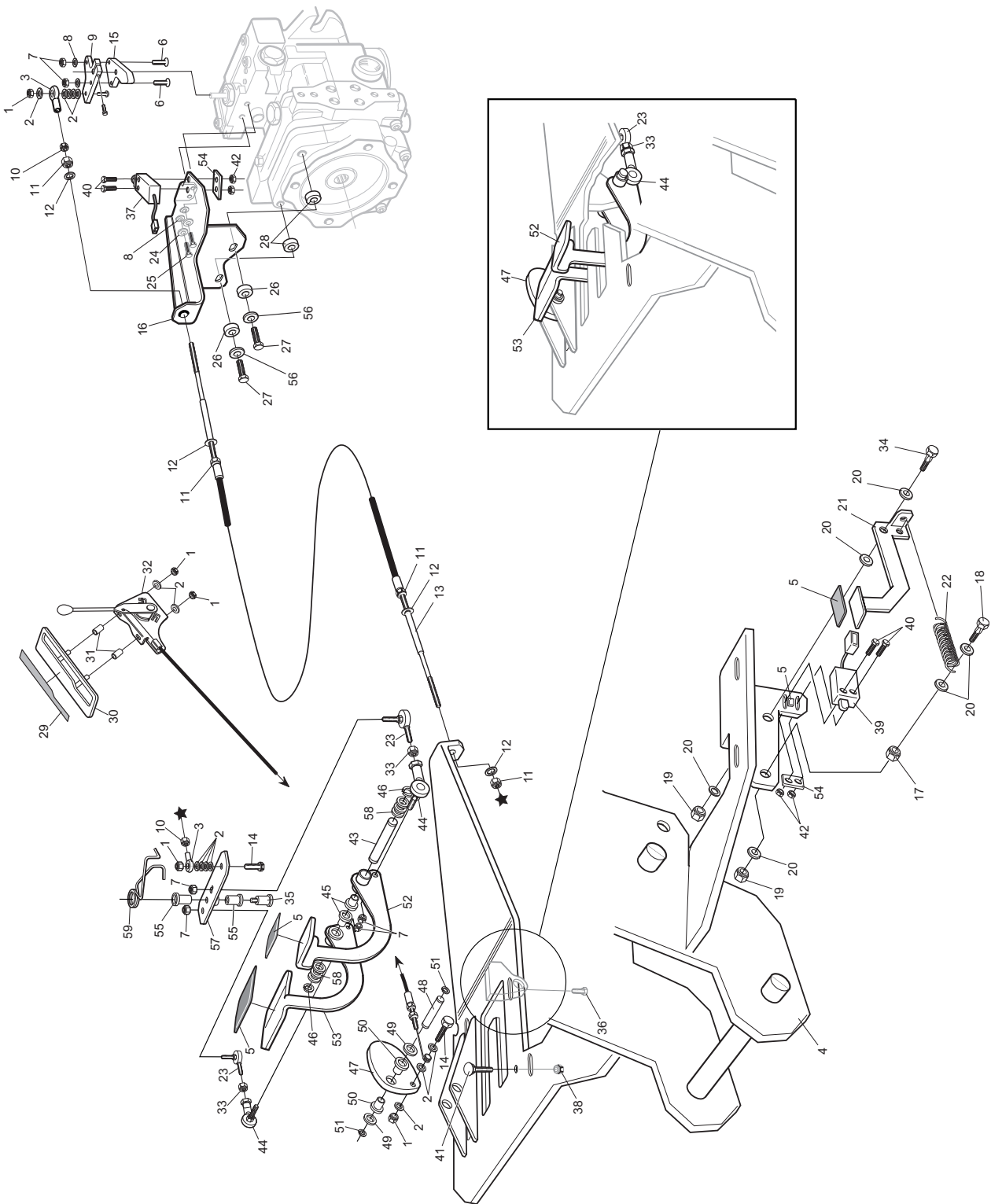
ITEM NO.	DESCRIPTION	PART NO.	QTY	ITEM NOTE
1	Seat - Assembly Complete	953913	1	inc. items 2, 3, 4, 5, 6, 26, 32,66, 68, 69, 70
2	Arm - Rest (LH)	953822	1	
3	Arm - Rest (RH)	953842	1	
4	Adjusters (Pair)	953821	1	
5	Washer - Large M8	09270	8	
6	Seat Switch and Lead	111-0410	1	incl. 71 & 72
7	Bolt - Platform Locating	924186	2	
8	Durlok - M10 x 20	63-11-018	6	
9	Setscrew - M8 x 50	09370	4	
10	Platform Assembly - Operator	111-0009	1	
11	Steering Column Support	953025W	1	
12	Tool Tray	910948	1	
13	Stud - M10 x 60	924142	2	
14	Steering Unit	910649W	1	
15	Steering Column - Adjustable	953800	1	
16	Bellows Seat Post -	MU41223	1	Cut to 6 Rings
17	Nut - Nyloc M5	09430	6	
18	Washer - Plain M5	09470	12	
19	Boss - Steering Wheel	953807	1	includes cap
20	Wheel - Steering	70-07-152	1	
21	Setscrew - M5 x 20	ZDH1E020U	6	
22	Nut - Steering Wheel	70-11-003	1	
23	Rubber - Control Pedal Mount	953883	1	
24	Rubber - Differential Lock Pedal	910942	1	
25	Nut - Nyloc M8	09441	15	
26	Washer - Plain M8	09475	31	
27	Floor Mat - Outer R.H.	924903	1	
28	Floor Mat - Footwell R.H.	953866	1	
29	Floor Mat - Footwell L.H.	924900	1	
30	Floor mat - Outer L.H.	924902	1	
31	Decal - Toro logo	HY67-1300	1	polydome
32	Seat - Cushion	111-0515	2	
33	Screw - M8 x 25 Soc Hd Button	ZHS1H025U	3	
34	Decal - Differential Lock / Control Pedal	953876	1	
35	Decal - Warning Inclines	924857	1	
36	Protective Strip	70-07-070	1	1.0m
37	Bracket - Gas Spring	924428W	1	
38	Gas Strut	924810	1	
39	Nut - M10 Flanged	63-11-015	6	
40	Bracket - Handle Stop	924185W	1	
41	Plate - Platform Pivot	910449W	2	
42	Setscrew - M10 x 30	09392	4	
43	Washer - Plain M10	09479	12	
44	Nut - Nyloc M10	09447	8	
45	Stud - Fastener 9mm	910849	2	
46	Washer - Star 9mm	74-07-025	2	
47	Receptacle Fastener 9mm	74-07-026	2	
48	Rivet - 1/8 diameter	09752	4	
49	Sheet Steering Column	924197W	2	
50	Screw - Self Tapping	09634	4	



ITEM NO.	DESCRIPTION	PART NO.	QTY	ITEM NOTE
51	Decal - Prevent Damage	111-3909	2	
52	Decal - Warning Platform Latch	924868	1	
53	Washer - Spring M10	09480	2	
54	Insert Round Dia 55	924905	1	ITEM NOT SHOWN
55	Setscrew - M8 x 45	09654	2	
56	Nut - M16 Nyloc	ZNN1P000U	2	
57	Bush	924192	2	
58	Washer - M16 Plain	09491	4	
59	Split Pin	74-11-002	1	
60	Plate - Latch Handle	924183W	1	
61	Spring - Tension 79mm Lg	924191	1	
62	Bar - Latch Carrier W/A	924180	1	
63	Pad - Rubber Spacing	924190	2	
64	Bracket - Latch Pivot W/A	924173W	2	
65	Padlock	924874	1	
66	Nut - M8 Plain	09443	12	
67	Optional Head Rest Kit	953828	1	
68	Seat Gaiter	953820	1	
69	Seat Backrest Cushion	111-0516	1	
70	Screw - Soc Hd. Cap M8 x 15	ZCS1H016U	4	
71	Terminal Pin	924622	2	
72	Connector Housing	924620	1	
73	Optional Longer Armrest Kit	953826	1	Inc. - Both LH & RH Armrest:
74	Optional Longer / Wider Armrest Kit	953827	1	Inc. - Both LH & RH Armrest:
75	Rubber Bellows	953909	1	
76	Adjuster Handle	953901	1	
77	Steering Cover	953904	1	
78	Decal Noise	922854	1	
79	Washer 5/16 x 7/8 x 15G	09267	5	
80	Cable Guide Spring	480123	1	
81	Seat Belt	74-07-043	1	Includes Fasteners



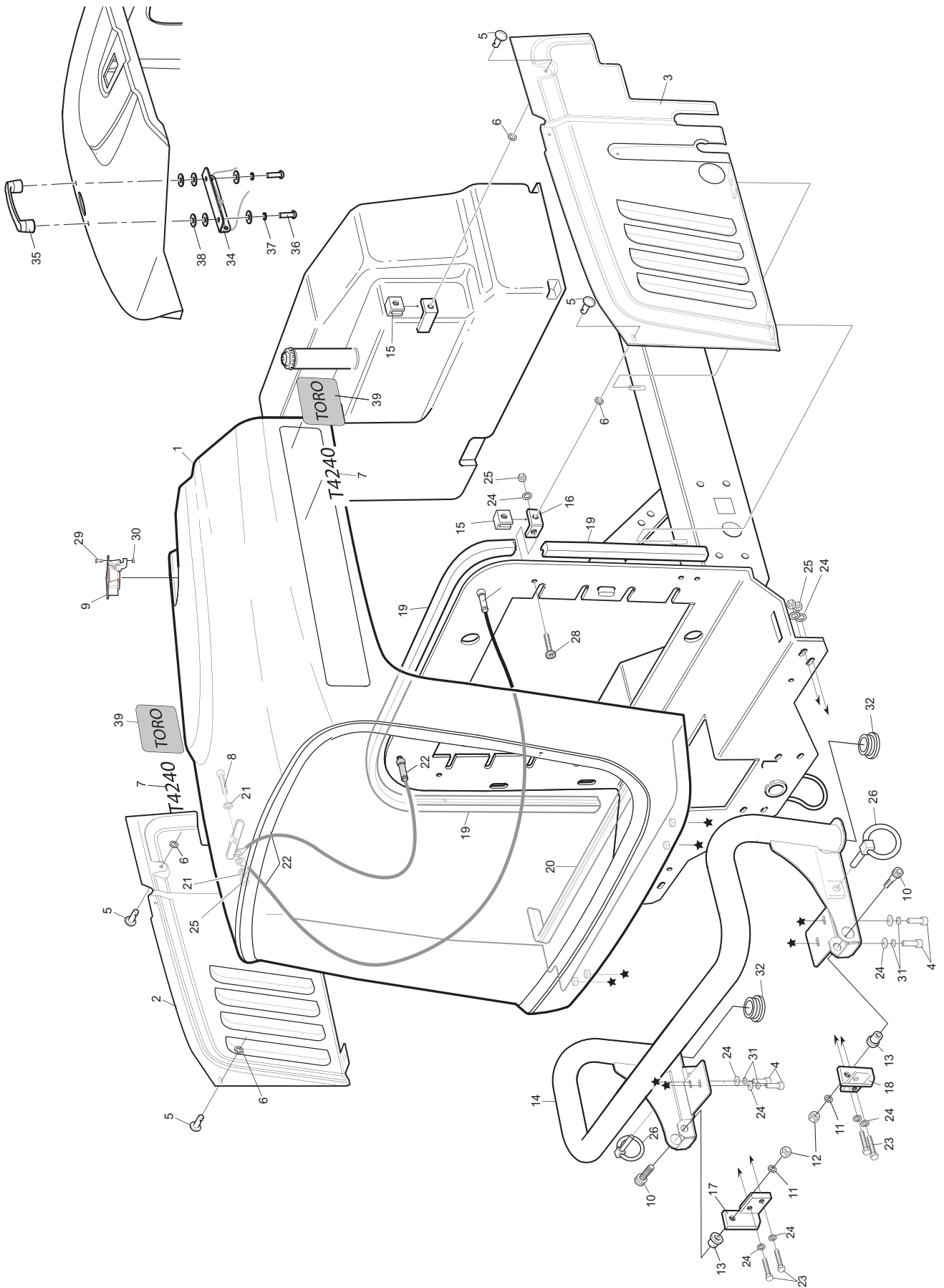
ITEM NO.	DESCRIPTION	PART NO.	QTY	ITEM NOTE
1	Nut - Nyloc M5	09430	5	
2	Washer - Plain M5	ZWP1E000U	10	
3	Rod - M5 Female	953891	2	
4	Steering Column - Support	953025W	1	
5	Tape - Anti Slip	70-07-067	1	1ft
6	Screw - Soc H/D CSK M6 x 35	Z0S1F035S	2	
7	Nut Nyloc M6	09438	6	
8	Washer - Plain M6	ZWP1F000U	4	
9	Lever - Pump Control	953046	1	
10	Nut - Lock M5	09746	2	
11	Nut - Lock M12	ZNL1L000U	4	
12	Washer - M12 Shakeproof	09486	4	
13	Cable - Control	111-0420	1	inc. items 11 & 12
14	Setscrew - M5 x 25	09806	2	
15	Pump Control Cam	953047	1	
16	Pump Control Bracket	953050W	1	
17	Nut - Plain M10	09449	1	
18	Setscrew - M10 x 35	ZDH1J035U	1	
19	Nut - Nyloc M10	09447	2	
20	Washer - Plain M10	09479	6	
21	Pedal - Differential Lock	910238W	1	
22	Spring - Extension	70-07-063	1	
23	Rod - M6 Male / Male	953889	2	
24	Washer - Spring M6	09474	2	
25	Setscrew - M6 x 12	09361	2	
26	Spacer - Control Bracket Outside	953054	2	
27	Bolt - M10 x 60	09397	2	
28	Spacer - Control Bracket Inner	953053	2	
29	Decal - Pedal Back Stop	953877	1	
30	Pedal Stop Control	953060W	1	
31	Spacer - Cable Control	953059	2	
32	Cable Control Pedal Stop	953878	1	
33	Nut - Plain M6	09437	2	
34	Setscrew - M10 x 30	09392	1	
35	Bolt - Shoulder 12 x M10	ZIS8L030S	1	
36	Setscrew - M6 x 20	09363	2	
37	Switch - Neutral Assy	111-0143	1	
38	Nut - Plain M8	ZNH1H000U	1	
39	Switch Limit	994860	1	
40	Screw - Soc Hd M4 x 25 lg	09813	4	
41	Coach Bolt M8 x 65	ZBK1H065U	1	
42	Nut - Nyloc M4	09657	4	
43	Pin - Control Pedal Ø16	953564	1	
44	Rod - M6 Male Female End	953890	1	
45	Bush - Flanged	953868	2	
46	Circlip	953893	2	
47	Forward Pedal Stop Cam	953033	1	
48	Pin - Stop Cam Ø 8.0	953565	1	
49	Washer - Heavy	09475	2	
50	Bush - Flanged Oilite	953879	2	



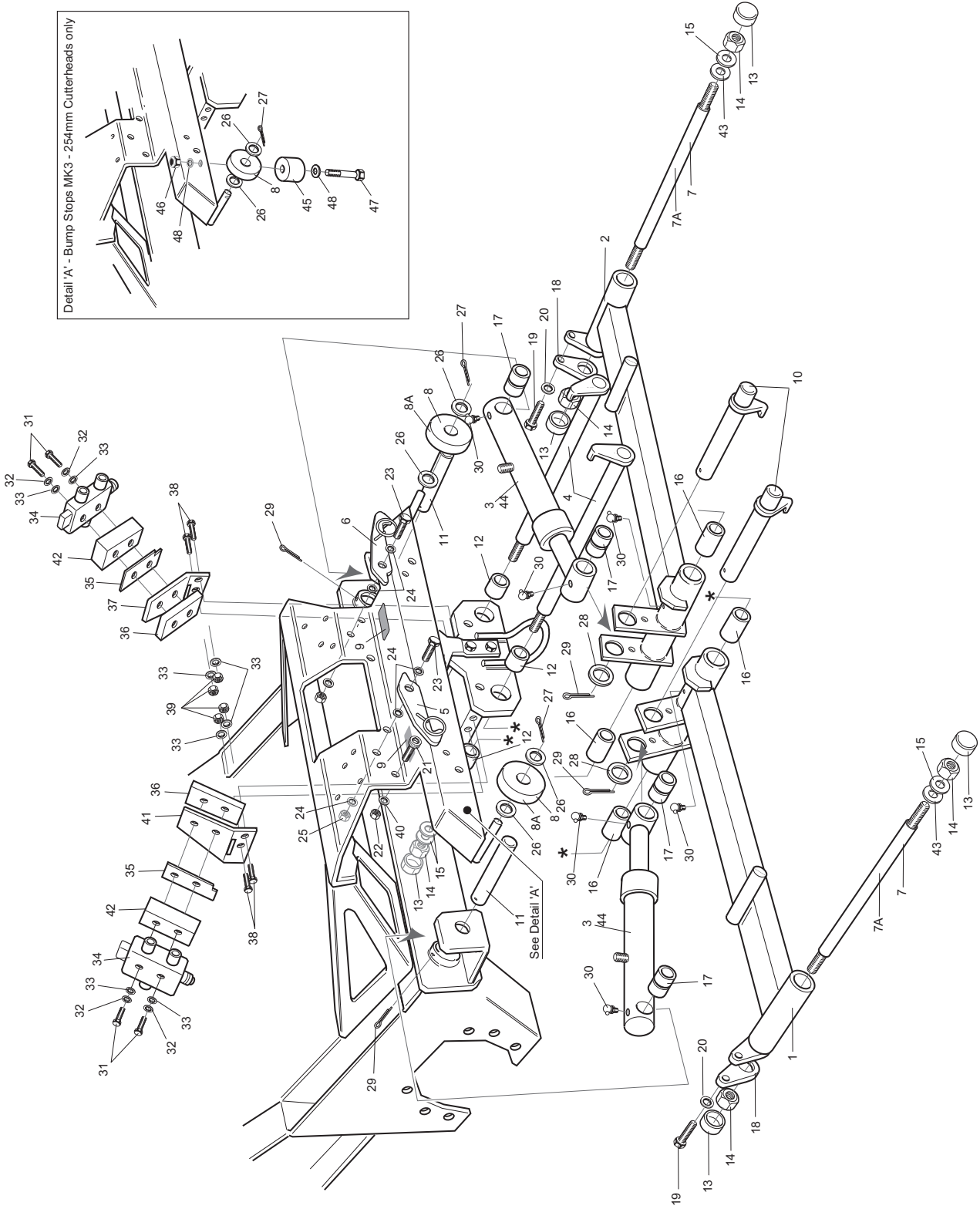
ITEM NO.	DESCRIPTION	PART NO.	QTY	ITEM NOTE
51	Circlip	953892	2	
52	Pedal Reverse W/A	953035	1	
53	Pedal Forward W/A	953030	1	
54	Plate - Switch Clamp	940342	2	
55	Bush - Flange Oilite	953903	2	
56	Washer - Plain M10	09479	2	
57	Cable Lever W/A	953062W	1	
58	Washer 16.1 x 27	111-2495	6	
59	Spring - Pedal Neutral	953882	1	



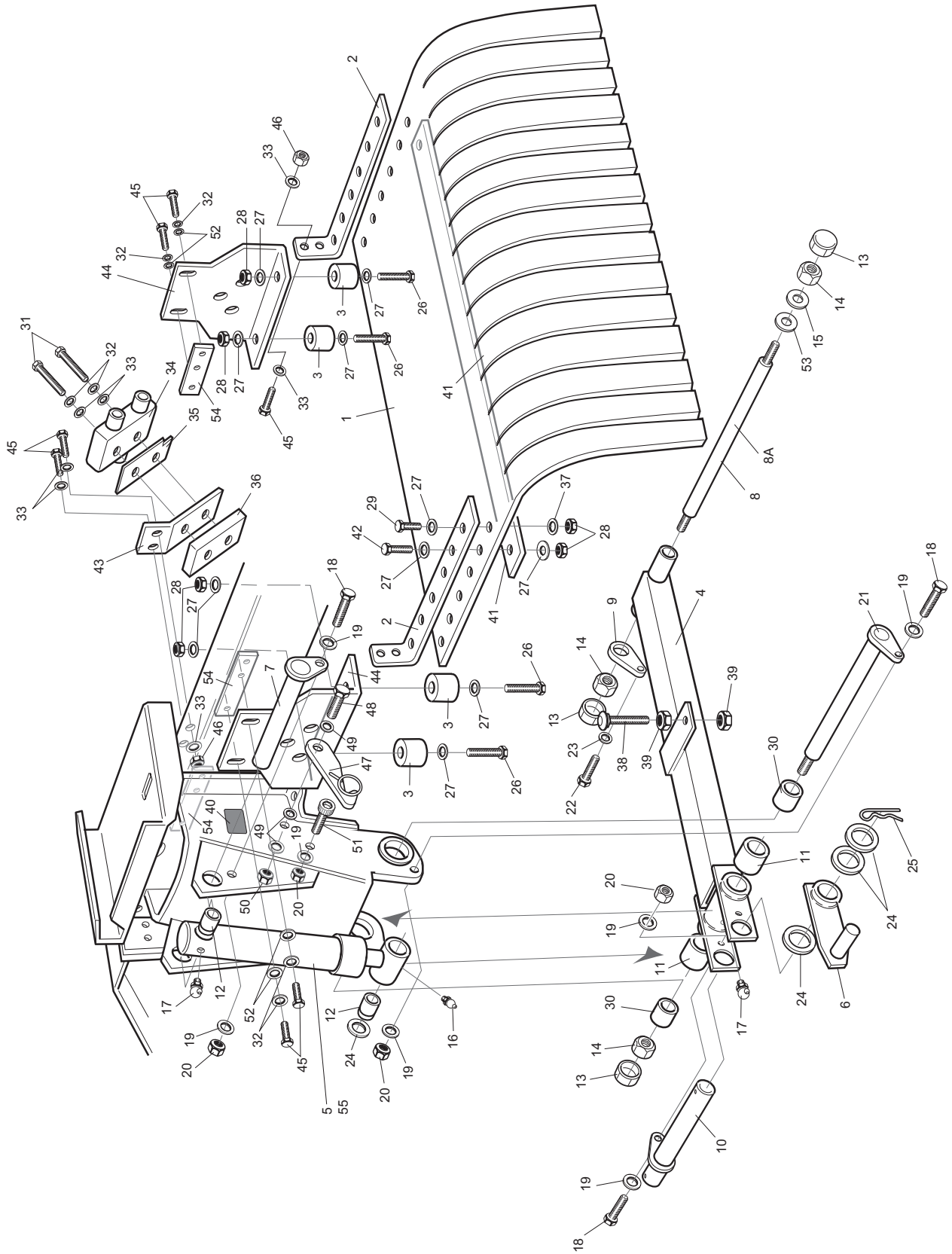
ITEM NO.	DESCRIPTION	PART NO.	QTY	ITEM NOTE
2	Bracket Oil Filler W/A	953020W	1	
3	Cap Filler Breather	910601	1	
4	Decal - Diesel	70-13-078	1	
5	Decal Hydraulic Transmission Oil	70-13-071	1	
6	Exhaust Filter M/1512 1/4"	63-06-114	1	
7	Filler Breather Gauge	HY910807	1	
8	Foam Packer	488023	1	
9	Fuel Tank - Plastic	953803	1	
10	Hose Clamp Hi-Torque 30-50MM	10-11-034	1	
11	Hose Fuel Return	Contact Kubota	1	2M
12	Hose Fuel Supply	Contact Kubota	1	2M
14	Kubota Clip Fuel	14301-42753	1	
16	Nut M12 Nyloc	ZNN1L000U	4	
17	Pipe 1/4" BSPP Fuel Return	910352	1	
18	Pipe 1/4" BSPP Fuel Suction	910351	1	
19	Plate - Bonnet Latch	950459	1	
20	Plate - Screen Latch	950461	1	
21	Plate Tank Clamp Bracket	924154W	2	
22	Setscrew M8 X 16	ZDH1H016U	5	
23	Screw M6 X 16	09362	2	
24	Seal Dowty 1/4" BSP	10-06-030	2	
26	Setscrew M12 X 30	09415	4	
29	Tube Black Nylon (8 X 5.5 I/D)	65-10-003	1	1.5M
30	Tubing Nylon Mircobore Dia 3.15MM	994855	1	0.55M
31	Washer Plain M12	HY09485	8	
32	Washer M8 Spring	03469	5	
33	Washer Plain M6 X 12 X 1.6	09472	2	
34	Washer Plain M8	ZWP1H000U	5	
35	Washer Spring M6 SC	09474	2	
36	Screw Pan Head M5 X 12 Taptite	10-11-029	6	



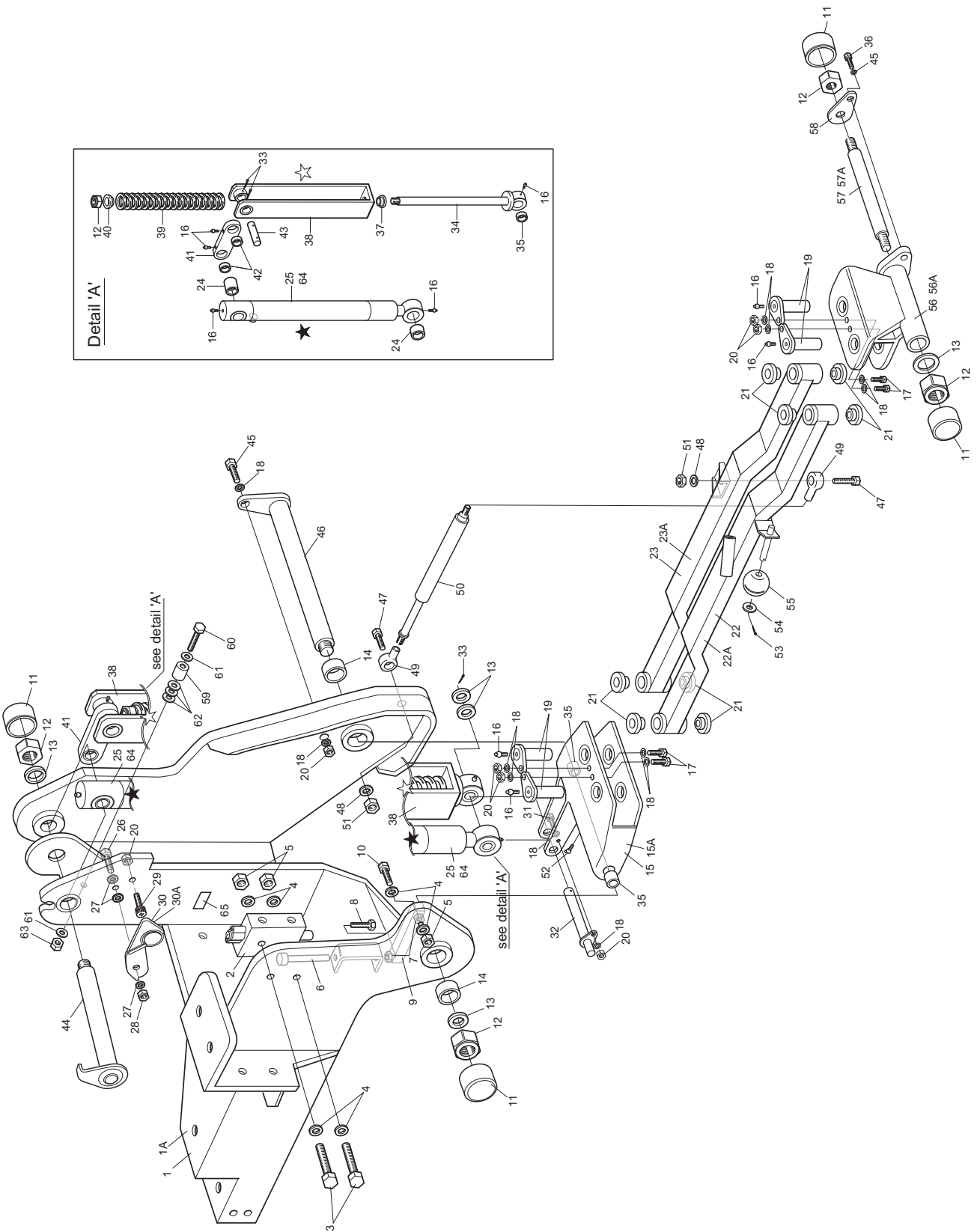
ITEM NO.	DESCRIPTION	PART NO.	QTY	ITEM NOTE
1	Cover - Engine GRP	111-0010	1	
2	Side Screen L.H.	994830	1	
3	Side Screen R.H.	994835	1	
4	Screw -Soc Hd Cap M8 x 25	ZCS18H025U	4	
5	Stud - Fastener 6mm x 16	994843	4	
6	Washer - Star 6mm	910828	4	
7	Decal T4240	111-3959	2	
8	Coach Bolt M8	09548	1	
9	Latch - Sealed Lever	950831	1	
10	Bolt - Shoulder M10 x 20	ZIS1J020S	2	
11	Washer - Plain M10	09479	2	
12	Nut - Nyloc M10	ZNN1J000U	2	
13	Bush - Nylon	924816	2	Flanged 16 x 12 x 19
14	Bullbar - W/A	924466N	1	
15	Receptacle - Fastener 6mm	910818	4	
16	Plate - Screen Latch	924107	2	
17	Plate - Crash Frame Pivot L.H.	910374W	1	
18	Plate - Crash Frame Pivot R.H.	910471W	1	
19	Draught Excluder	994808	2	x1.9m
20	Protection Strip	70-07-070	1	x0.9m
21	Washer - Plain M8	ZWP1H000U	2	
22	Cable Cover Stay	924825	2	
23	Setscrew - M8 x 25	03162	4	
24	Washer - Plain M8	09475	14	
25	Nut - Nyloc M8	09441	7	
26	Pin - Linch 1/4"	10-07-012	2	
27	Decal - Maintenance	953812	1	Not Shown
28	Setscrew - M8 x 20 Button Hd	ZHS1H020U	10	
29	Setscrew M6 x 25	09364	1	
30	Nut M6 Plain	09437	1	
31	Washer - Spring M8	03469	4	
32	Insert End 50mm	994856	2	
34	Bracket - Engine Cover	111-2111-03	1	
35	Handle	486016	1	
36	Screw - M8 x 25 Button Hd	ZHS1H025U	2	
37	Washer Spring M8	03469	2	
38	Washer 5/16	09267	6	
39	Decal Toro Logo	70-2200	1	



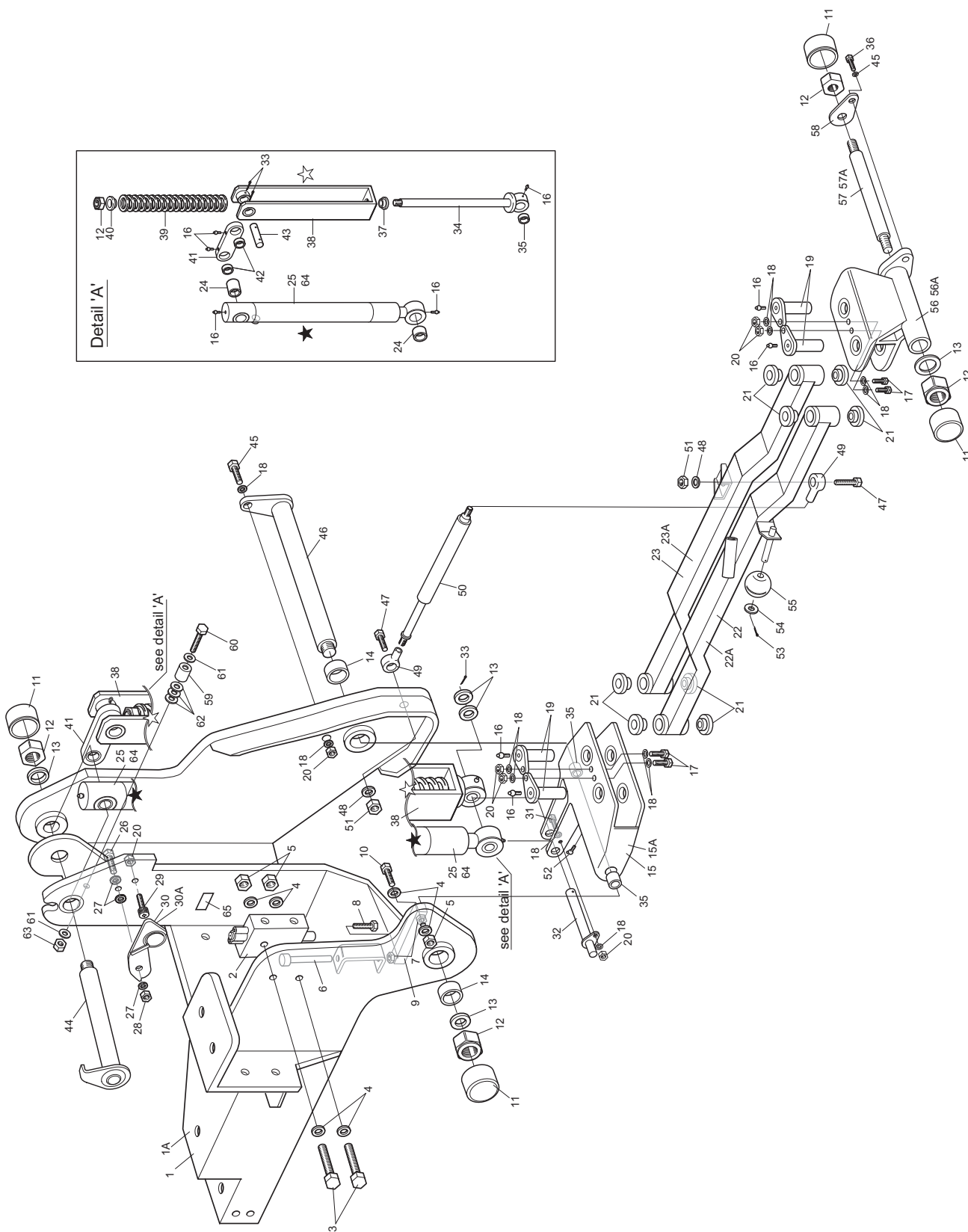
ITEM NO.	DESCRIPTION	PART NO.	QTY	ITEM NOTE
1	Arm - W/A Front R.H.	910470W	1	
2	Arm - W/A Front L.H.	910475W	1	
3	Cylinder - Lift	910109W	2	See item 44 for seal kit.
4	Pin - W/A Front Arm Pivot	70-05-113	2	
5	Latch Assembly - R.H.	994355C	1	
6	Latch Assembly - L.H.	994350C	1	
7	Pin - Head Pivot (200mm Head)	65-05-120	2	
7A	Pin - Head Pivot (254mm Head)	65-05-127	2	
8	Roller - 35mm Dia	922112	2	
8A	Roller - 125mm Dia	924153	2	
9	Decal - Danger Latches	70-13-077	2	
10	Pin - Front Cylinder	74-05-105	2	
11	Pin - 25 x 127	74-05-103	2	
12	Bush - 28 x 25 x 20	74-07-028	4	
13	Cap - Nut M24	10-11-100	6	
14	Nut - Nyloc M24	ZNN1X000U	6	
15	Washer - Plain Heavy M24	09555	6	
16	Bush - 28 x 25 x 25	876066	4	
17	Bush - 30 x 25 x 50	25-07-007	4	
18	Pin - Retainer	63-01-185W	2	
19	Setscrew - M12 x 30	09415	2	
20	Washer - Spring M12	09599	2	
21	Setscrew - Socket Hd. Cap M10 x 20	ZCS1J020U	2	
22	Nut - Nyloc M10	09480	2	
23	Bolt - High Tensile M12 x 40	63-11-010	2	
24	Washer - Plain Heavy M12	HY09485	6	
25	Nut - Nyloc M12	ZNN1J000U	2	
26	Washer - Plain Heavy M16	09491	4	
27	Pin - Split 4 x 40	70-11-004	2	
28	Washer - Plain 1" x 1 5/8" x 1/8"	09295	2	
29	Pin - Split 5 x 50	74-11-003	4	
30	Grease Nipple - 90°	63-07-027	6	
31	Bolt - M8 x 65	ZBH1H065U	4	
32	Washer - Spring M8	03469	4	
33	Washer - Plain M8	09475	8	
34	Valve - Diverter	953601	2	
35	Plate - Valve Position	70-01-722	2	
36	Bracket - Diverter Adjuster	910217	2	
37	Bracket - Forward Diverter LH	924163W	1	
38	Setscrew - M8 x 25 Button Hd.	ZHS1H025U	4	
39	Nut - Nyloc M8	09441	4	
40	Washer - Plain M10	09479	2	
41	Bracket - Forward Diverter RH	924164W	1	
42	Packer Diverter Valve	924053	2	
43	Washer - 1 1/8" x 1 5/8" 15G	09298	2	
44	Seal Kit - Lift Cylinders	50-06-013	2	Not Shown, suits item 3
45	Buffer - Rubber No. 392	61-07-003	2	
46	Nut - M6 Nyloc	09544	2	
47	Bolt - M6 x 45	ZDH1F045U	2	
48	Washer - M6 Heavy	09472	4	



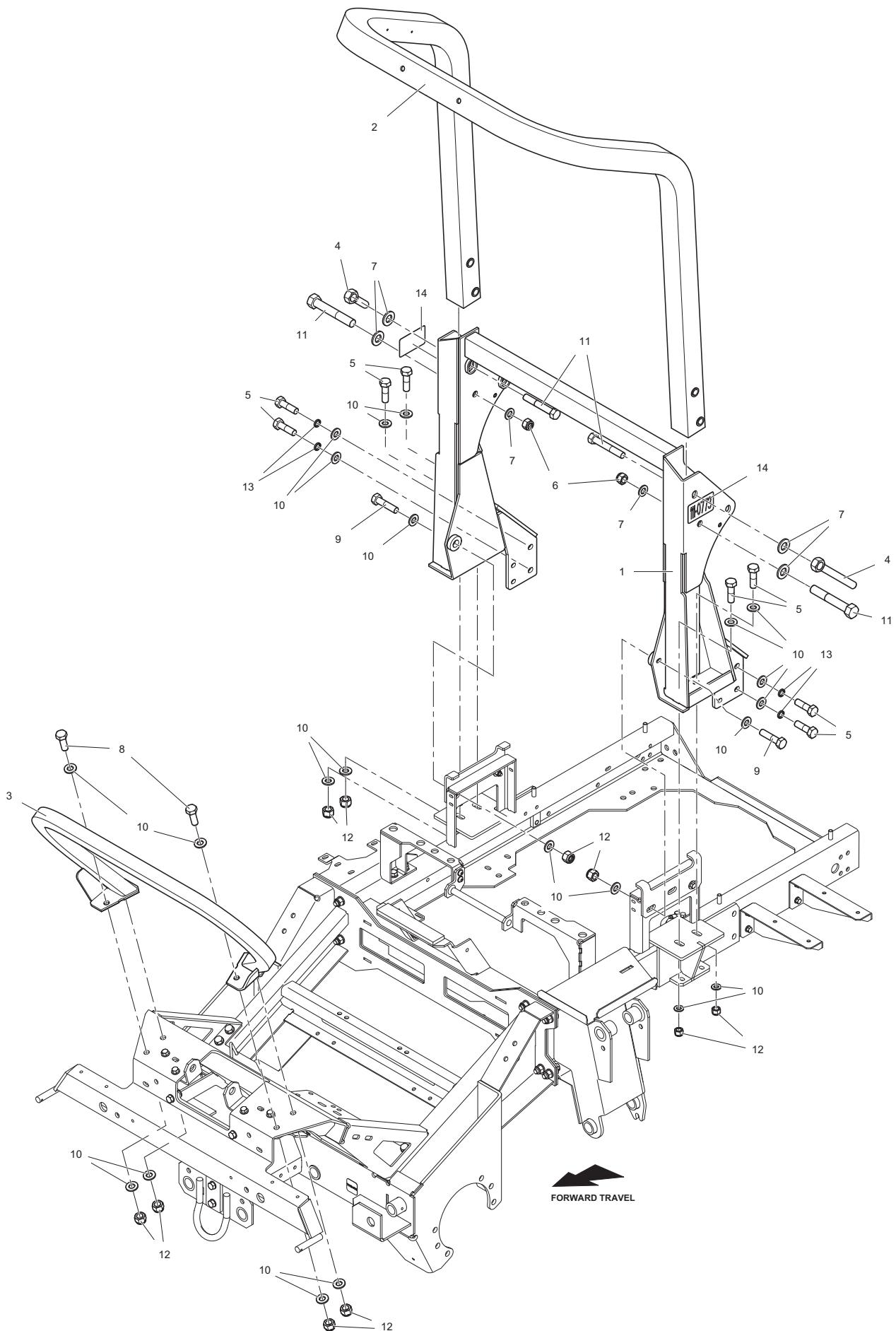
ITEM NO.	DESCRIPTION	PART NO.	QTY	ITEM NOTE
1	Deflector - Centre	924406	1	
2	Bracket - Centre Deflector	953109W	2	
3	Buffer - Rubber - No. 392	61-07-003	4	
4	Arm W/A - Centre	910465W	1	
5	Cylinder - Lift	910109W	1	See item 55 for seal kit
6	Latch W/A - Centre	910445C	1	
7	Pin - Cylinder Ram	910510	1	
8	Pin - Head Pivot	65-05-120	1	(200mm Head)
8A	Pin - Head Pivot	65-05-127	1	(254mm Head)
9	Pin - Retainer	63-01-185W	1	
10	Pin - Centre Head Rod	910518	1	
11	Bush - 28 x 25 x 25	876066	2	
12	Bush - 30 x 25 x 50	25-07-007	2	
13	Cap - Nut M24	10-11-100	3	
14	Nut - Nyloc M24	ZNN1X000U	3	
15	Washer - Plain Heavy M24	09555	1	
16	Grease Nipple - Straight	10-11-017	1	
17	Grease Nipple - 90 Degrees	63-07-027	2	
18	Setscrew - M10 x 35	09394	3	
19	Washer - Plain Heavy M10	09479	7	
20	Nut - Nyloc M10	09480	4	
21	Pin - Centre Arm Pivot	910513	1	
22	Setscrew - M12 x 30	09392	1	
23	Washer - Spring M12	09599	1	
24	Washer - Plain 1" x 1 5/8" x 1/8"	09295	4	
25	Clip - Grip	63-07-020	1	
26	Bolt - M6 x 45	ZDH1F045U	4	
27	Washer - Plain Heavy M6	09472	22	
28	Nut - Nyloc M6	09438	16	
29	Setscrew - M6 x 20	09363	10	
30	Bush - 28 x 25 x 20	74-07-028	2	
31	Bolt - M8 x 65	ZBH1H065U	2	
32	Washer - Spring M8	03469	6	
33	Washer - Plain M8	09475	14	
34	Valve - Diverter	953601	1	
35	Plate - Valve Position	70-01-722	1	
36	Bracket - Diverter Adjuster	910217	1	
37	Washer - 1/4" Large	09263	10	
38	Bolt - M10 x 60	09397	1	
39	Nut - Plain Hex M10	09449	2	
40	Decal - Danger (Latches)	70-13-077	1	
41	Strut - Centre Deflector	924128W	1	
42	Setscrew - M6 x 25	09364	2	
43	Bracket - Centre Diverter	910407W	1	
44	Plate - Bump Stop Bracket	910433W	2	
45	Setscrew - M8 x 25	03162	10	
46	Nut - M8 Nyloc	09441	6	
47	Latch - Centre Head W/A	994355C	1	
48	Bolt - High Tensile M12 x 40	63-11-010	1	
49	Washer - Plain M12	HY09485	3	
50	Nut - Nyloc M12	ZNN1L000U	1	
51	Setscrew - Socket Hd Cap M10 x 20	ZCS1J020U	1	
52	Washer - 5/16" x 7/8" x 15G GALV	09267	4	
53	Washer - 1 1/8" x 1 5/8" 15G	09298	1	
54	Securing Plate	924407	3	
55	Seal Kit - Lift Cylinder	50-06-013	1	Not shown, suits item 5



ITEM NO.	DESCRIPTION	PART NO.	QTY LH & RH	ITEM NOTE
1	Arm - Pivot W/A LH	953125W	1	
1A	Arm - Pivot W/A RH	953130W	1	Not Shown
2	Valve Diverter	953601	1	
3	Bolt - M8 x 65	ZBH1H065U	2	
4	Washer - Plain M8	09475	6	
5	Nut - Nyloc M8	09441	3	
6	Bar - Ø12 x 118 Lg	953559	1	
7	Nut - Plain M8	09440	2	
8	Setscrew - M8 x 35	ZDH1H035U	1	
9	Flat Cam Follower	953108	1	
10	Bolt - M8 x 45	ZBH1H045U	1	
11	Cap - Nut M24	10-11-100	4	
12	Nut - Nyloc M24	ZNN1X000U	4	
13	Washer - Plain M24	09555	5	
14	Bush - 28 x 25 x 20 Devol	74-07-028	2	
15	Arm - Clevis W/A LH	953150W	1	
15A	Arm - Clevis W/A RH	953155W	1	Not Shown
16	Grease Nipple - 1/8" BSPP Straght	10-11-017	9	
17	Setscrew - M10 x 30	09392	4	
18	Washer - Plain M10	09479	12	
19	Pin Arm Linkage W/A	953552	4	
20	Nut - Nyloc M10	09447	7	
21	Bush - 28 x 25 x 23 Flanged Bronze	953505	8	
22	Wing Arm Front LH	953530W	1	
22A	Wing Arm Front RH	953525W	1	Not Shown
23	Wing Arm Rear LH	953520W	1	
23A	Wing Arm Rear RH	953515W	1	Not Shown
24	Bush - 30 x 25 x 50	25-07-007	2	
25	Cylinder - Hydraulic 385/625	953603	1	See item 64 for seal kit
26	Bolt - M12 x 50 H.T.	63-11-009	1	
27	Washer - Plain M12	HY09485	3	
28	Nut - Nyloc M12	ZNN1L000U	1	
29	Screw - Soc Cap Hd M10 x 20	ZCS1J020U	1	
30	Latch Assembly LH	994350C	1	
30A	Latch Assembly RH	994355C	1	Not Shown
31	Bolt - M10 x 35	09394	2	
32	Pin - Ø25 x 132 W/A	953563	1	
33	Split Pin - Ø5 x 50	74-11-003	3	
34	Pin - Spring Return W/A	953220	1	
35	Bush - 28 x 25 x 25 Glacier	876066	3	
36	Setscrew - M12 x 30	09415	1	
37	Bush - 28 x 25 x 23 Flanged Devol	74-07-008	1	
38	Bracket - Spring Return	953215W	1	
39	Spring - CM63 x 305	953836	1	
40	Bush - Spring Actuating	953512	1	
41	Plate - Top Link	953214W	1	
42	Bush - 28 x 25 x 20 Glacier	767818	2	
43	Pin - Ø25 x 73	953561	1	
44	Pin - Wing Arm Pivot Front W/A	66-05-103	1	
45	Washer - M12 Spring	09599	1	
46	Pin - Wing Arm Pivot W/A	953554	1	
47	Bolt - M14 x 65	09705	2	
48	Washer - Plain M14	09488	2	
49	Rose Bearing - M14 x 2	953831	2	
50	Gas Spring	111-0220	1	



ITEM NO.	DESCRIPTION	PART NO.	QTY LH & RH	ITEM NOTE
51	Nut - Nyloc M14	09540	2	
52	Grease Nipple - 1/8 BSPP 90°	63-07-027	1	
53	Split Pin - Ø4 x 40	70-11-004	1	
54	Washer - Plain M16	09491	1	
55	Roller	950535	1	
56	Bracket - Head Pivot W/A LH	953200W	1	
56A	Bracket - Head Pivot W/A RH	953160W	1	Not Shown
57	Pin - Head Pivot	65-05-120	1	200mm Head
57A	Pin - Head Pivot	65-05-127	1	250mm Head
58	Pin - Retainer	63-01-185W	1	
59	Rubber Buffer	953838	1	
60	Bolt - M6 x 45	ZDH1F045U	1	
61	Washer - M6 Plain	09472	2	
62	Washer - 1/4" x 7/8"	09263	3	
63	Nut - M6 Nyloc	09544	1	
64	Seal Kit - Lift Cylinder	50-06-013	1	Not shown, suits item 25
65	Decal Warning Spring Back	953837	2	

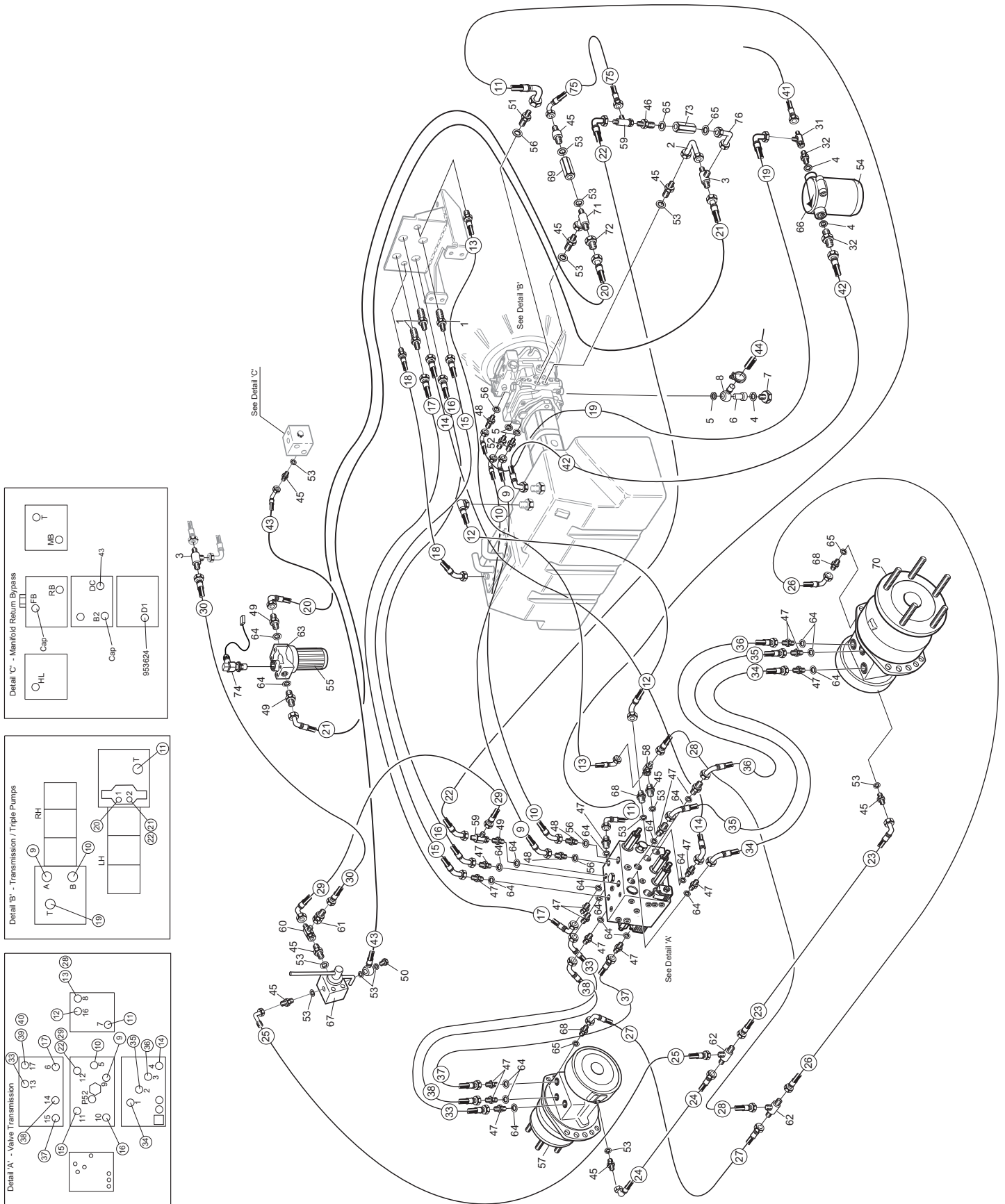


**1.39 PARTS LIST - 2 POST ROLL OVER PROTECTIVE STRUCTURE 1.39**

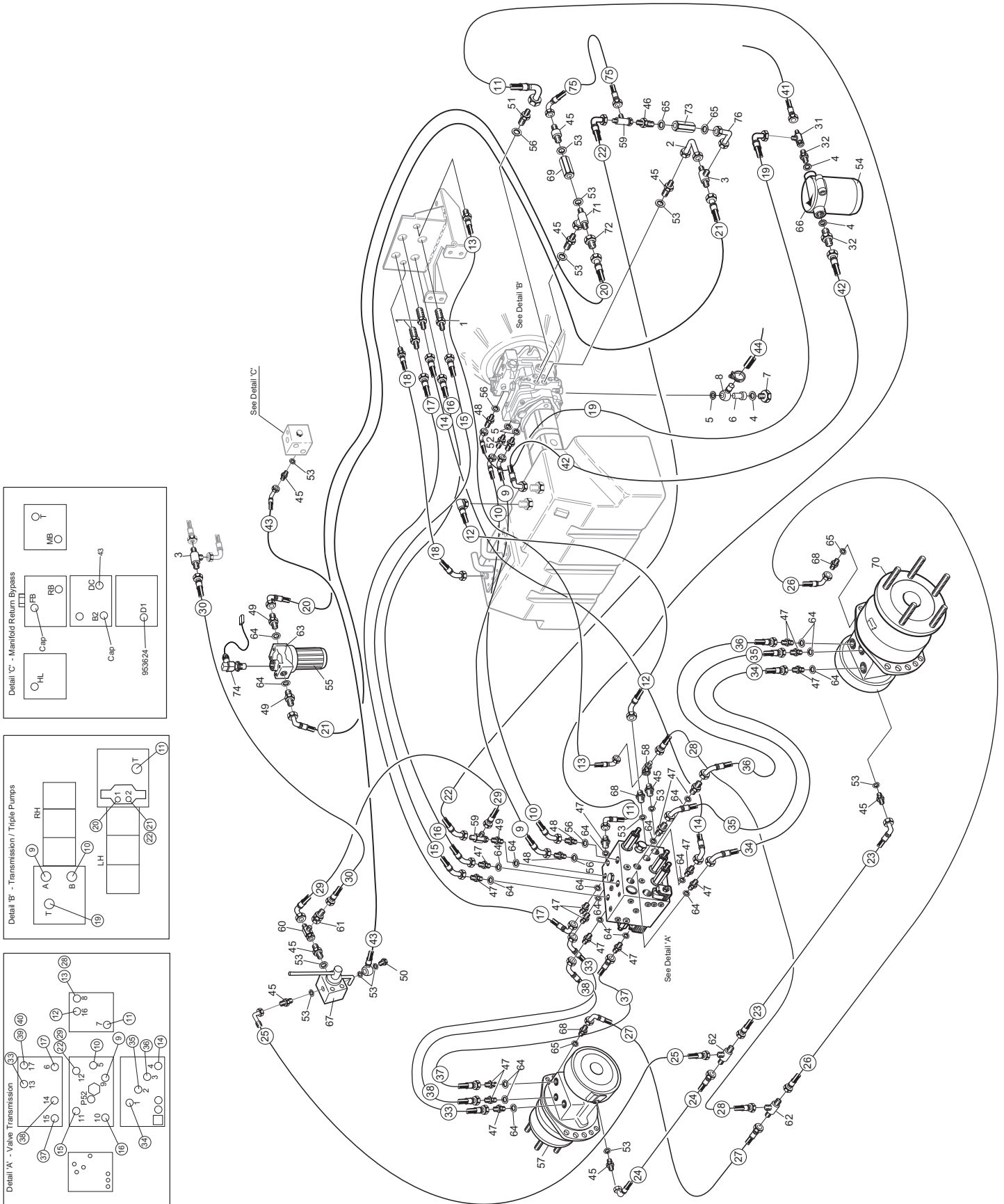
<b>ITEM NO.</b>	<b>DESCRIPTION</b>	<b>PART NO.</b>	<b>QTY</b>	<b>ITEM NOTE</b>
1	Support, Lower Hoop ROPS	111-0926	1	
2	Hoop, Upper ROPS	111-0927	1	
3	Hoop, Front ROPS	111-0928	1	
4	Hand - Nut M16	956016	2	
5	Bolt M12 x 40	63-11-010	8	
6	Nut M16x2 Nyl Ins P Type	09456	2	
7	Washer M16 Plain	09491	6	
8	Bolt M12 x 35	09551	2	
9	Bolt M12 x 50	09552	2	
10	Washer Plain M12	HY09485	22	
11	Bolt M16*100	ZBH1P100U	4	
12	Nut M12 Nyloc	ZNN1L000U	10	
13	Washer Spring M12 SC	09599	4	
14	Decal - Warning Crushing Hazard	111-0773	2	



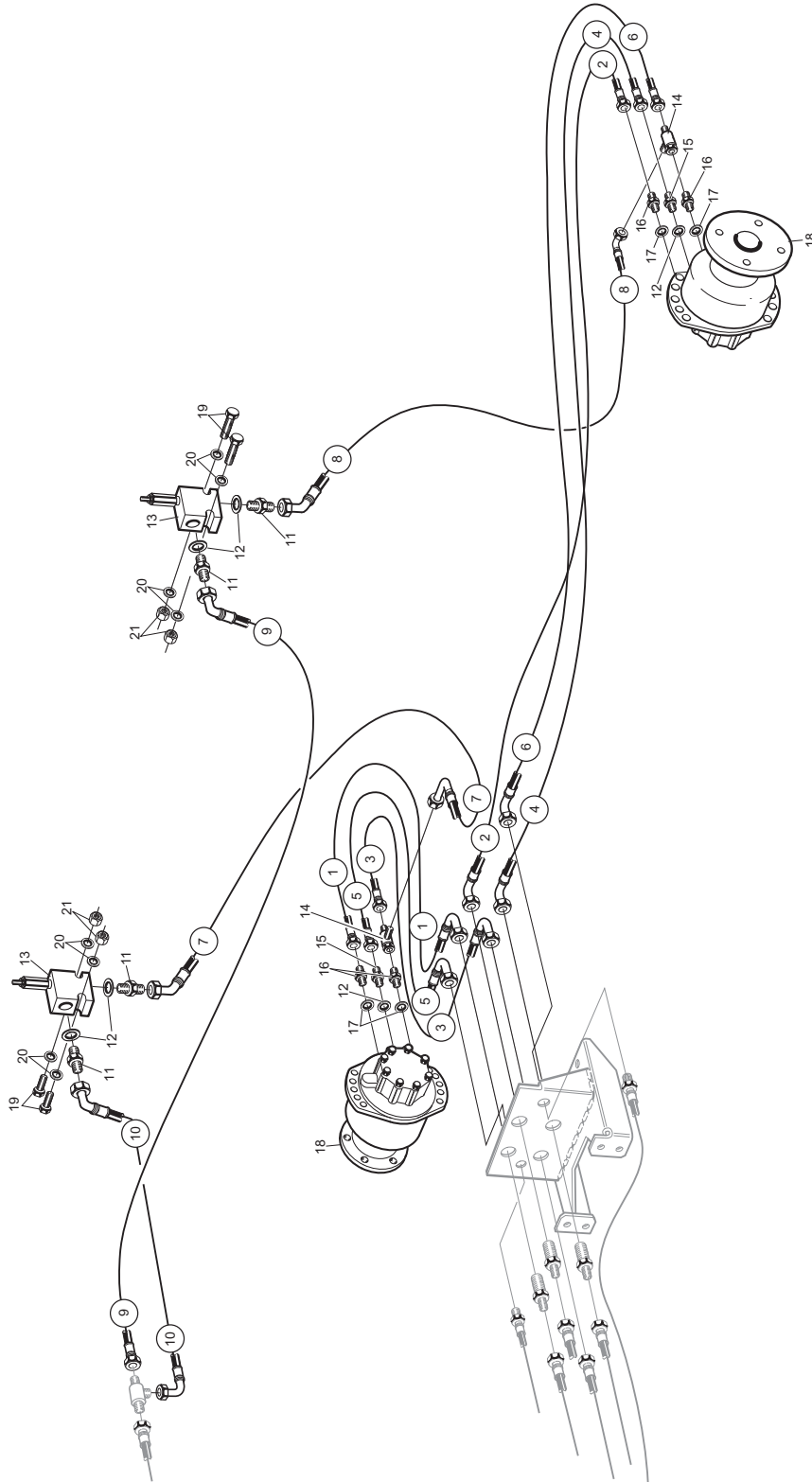
<b><i>HYDRAULICS</i></b>	<b>2.1 - 2.19</b>
<b>Hydraulic Circuit Front Transmission</b>	<b>2.2 - 2.5</b>
<b>Hydraulic Circuit Rear Transmission</b>	<b>2.6 - 2.7</b>
<b>Hydraulic Circuit - Lift &amp; Steering</b>	<b>2.8 - 2.11</b>
<b>Hydraulic Circuit - Cutter Drive</b>	<b>2.12 - 2.15</b>
<b>Hydraulic Oil Tank Assembly</b>	<b>2.16 - 2.17</b>
<b>Lift Valve Bracket</b>	<b>2.18 - 2.19</b>
<b>Transmission Valve</b>	<b>2.20</b>
<b>Cutter Sub Plate / Control Valve</b>	<b>2.21</b>
<b>Unit 1/5 Cutter Control Valve</b>	<b>2.22 - 2.23</b>



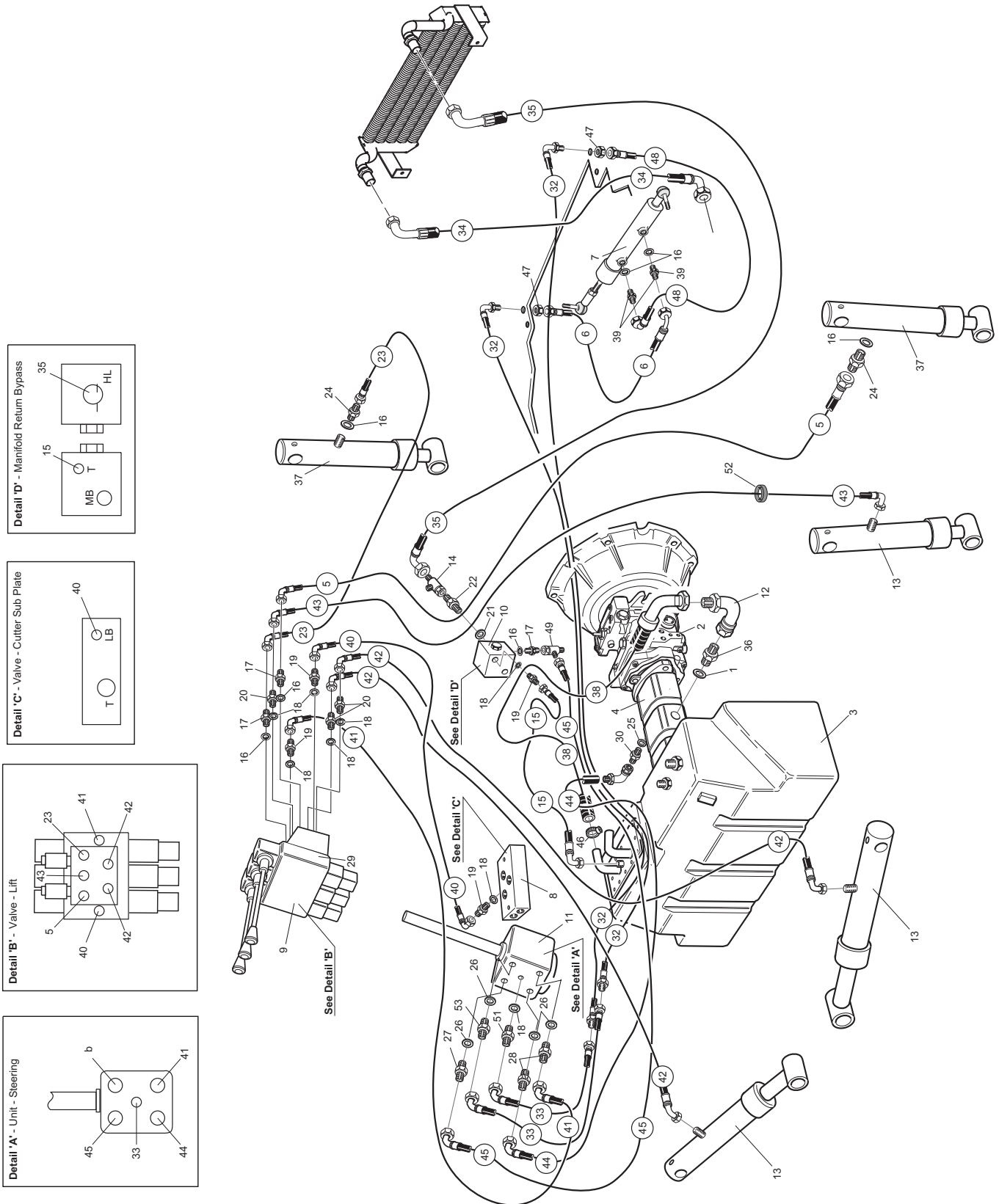
ITEM NO.	DESCRIPTION	PART NO.	QTY	ITEM NOTE
1	Bulk Head Fitting - 1/2" Male / Male	09-06-216	4	
2	1/4" F x 3/8" Female 90° Com	953731	2	
3	Tee - 3/8" x 3/8" x 3/8 Male / Male / Male	31-06-012	2	
4	Seal - 1" 1/4" Dowty	10-06-035	3	
5	Seal - 1" Dowty	09-06-214	3	
6	Suction Fitting Banjo Bolt	953039	1	
7	Suction Fitting Cap	953044	1	
8	Suction Fitting W/A	953045	1	
9	Hose - 3/4" 90°/45°	953688	1	0.800Lg 70°
10	Hose - 3/4" 90°/45°	953689	1	0.835Lg 70°
11	Hose - 1/2" 90° STR	994654	1	
12	Hose - 3/8" 90°/90°	953692	1	0.6Lg 180°
13	Hose - 1/4" STBH/90°	953695	1	2.530Lg
14	Hose - 1/2" 90°/ST	953617	1	3.050Lg
15	Hose - 1/2" 45°/ST	953616	1	2.530Lg
16	Hose - 1/2" 45°/ST	953616	1	2.530Lg
17	Hose - 1/2" 90°/ST	953617	1	3.050Lg
18	Hose - 1/4" STBH/45°	953694	1	2.000Lg
19	Hose - 3/4" 90°/90°	953618	1	1.670Lg 90°
20	Hose - 3/8" 90°/45°	953621	1	0.530Lg 90°
21	Hose - 3/8" 90°/45°	953622	1	0.680Lg 270°
22	Hose - 3/8" 90°/45°	953625	1	0.850Lg 270°
23	Hose - 1/4" 90°/ST	953696	1	0.740Lg
24	Hose - 1/4" 90°/ST	953696	1	0.740Lg
25	Hose - 1/4" 90°/ST	953697	1	1.060Lg
26	Hose - 1/4" 90°/ST	953698	1	0.700Lg
27	Hose - 1/4" 90°/ST	953698	1	0.700Lg
28	Hose - 1/4" ST/ST	953699	1	0.850Lg
29	Hose - 1/4" 90°/ST	953702	1	1.000Lg
30	Hose - 3/8" ST/ST	953704	1	0.880Lg
31	Tee - 1" /1" /3/4" BSPP Male/Female/Male	953608	1	
32	Adaptor - 1" x 1 1/4 BSPP Male/Male	15-06-109	2	
33	Hose - 1/2" ST/ST	953735	1	0.530Lg
34	Hose - 1/2" 45°/ST	953628	1	0.540Lg
35	Hose - 1/2" 45°/ST	953628	1	0.540Lg
36	Hose - 1/2" 45°/ST	953628	1	0.540Lg
37	Hose - 1/2" 45°/ST	953629	1	0.620Lg
38	Hose - 1/2" 45°/ST	953736	1	0.540Lg
39	Hose - 1/4" 90°/ST°	910673	1	1.650Lg
40	Hose - 1/4" 90°/ST°	910673	1	1.650Lg
41	Hose - 1" 90°/45°	994690	1	
42	Hose - 1" 90°/ST	910664	1	0.790Lg
43	Hose - 1/4" BANJO/90°	953662	1	0.590Lg 160°
44	Hose - 3/4" Cut/Cut	953615	1	0.780Lg
45	Adaptor - 1/4" Male/Male	10-06-085	8	
46	Adaptor - 3/8" Male/Male	10-06-042	1	
47	Adaptor - 1/2" Male/Male	10-06-078	16	
48	Adaptor - 3/4" Male/Male	10-06-044	3	
49	Adaptor - 3/8"/1/2" Male/Male	10-06-043	3	
50	Bolt - 1/4" BSPP Banjo	07106	1	



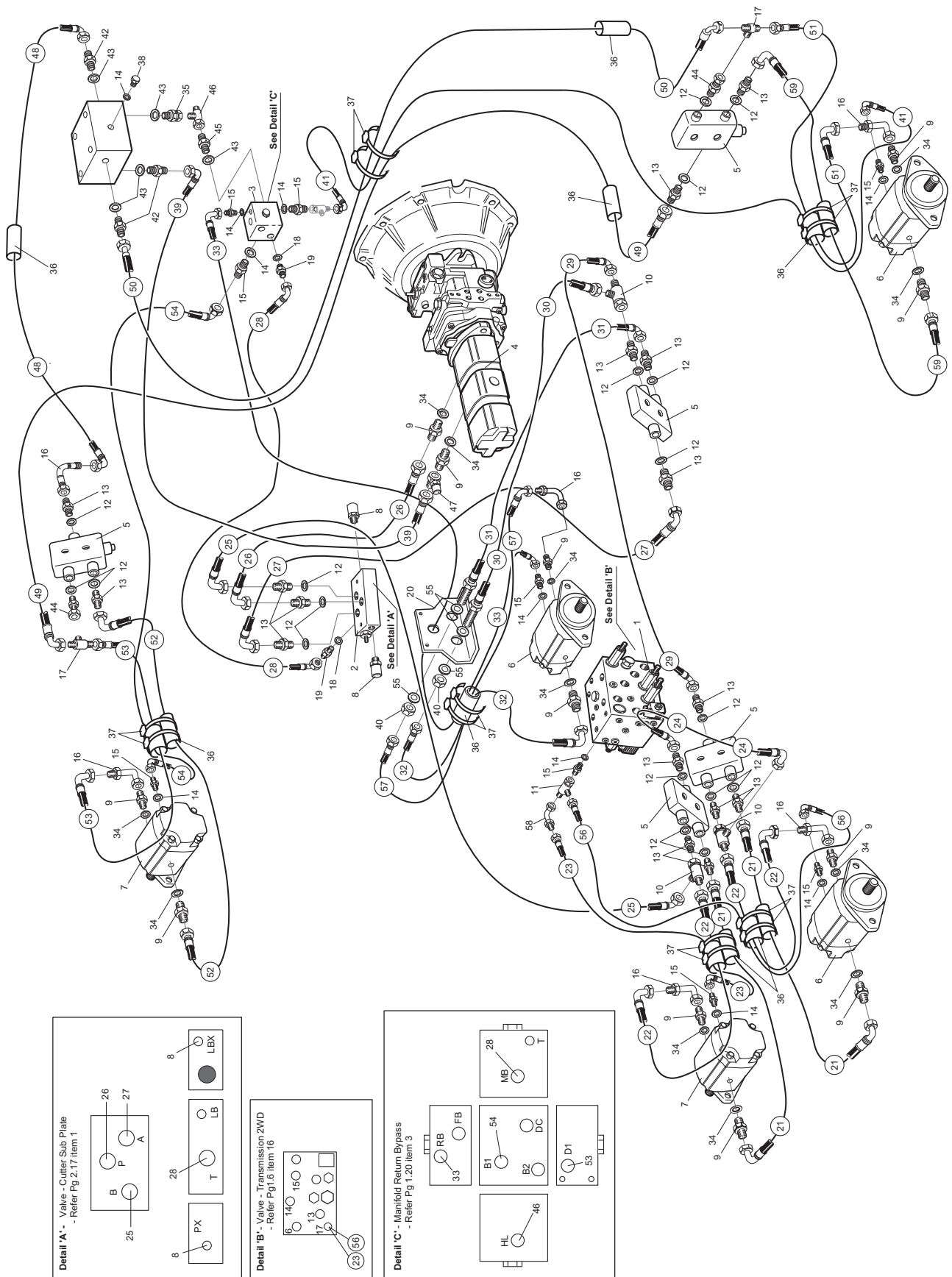
ITEM NO.	DESCRIPTION	PART NO.	QTY	ITEM NOTE
51	Adaptor - 3/4" x 1/2" Male/Male	09-06-201	1	
52	Adaptor - 3/4" x 1" Male/Male	10-06-070	2	
53	Seal - 1/4" Dowty	10-06-030	12	
54	Element - Return Filter	924692	1	
55	Element - Pressure Filter	924709	1	
56	Seal - 3/4" Dowty	10-06-033	4	
57	Motor - Front Wheel RH	953686	1	
58	Tee - 1/4" Male/Male/Female on Branch	10-06-083	1	
59	Tee 3/8" Female/Male 1/4" Male Branch	953806	2	
60	Tee 1/4" Female/Male/Male on Branch	10-06-083	1	
61	Adaptor 1/4" Female/3/8" Male	65-06-331	1	
62	Tee 1/4" Male/Male/Male	30-06-201	2	
63	Filter - Pressure Assembly	924708	1	Incl Items 55,74
64	Washer - Seal 1/2 Dowty	10-06-032	21	
65	Seal - 3/8" Dowty	10-06-031	4	
66	Filter - Return Assy	924865	1	
67	Valve - Brake	74-06-015W	1	
68	Adaptor - 1/4" 3/8" Male/Male	50-06-009	3	
69	Check Valve - 1/4"	74-06-016	1	
70	Motor - Front Wheel LH	953682	1	
71	Tee - 1/4" BSP M/F/M	60-06-011	1	
72	Adaptor - 1/4" x 3/8" BSP F/M	65-06-331	1	
73	Check Valve 3/8"	65-06-303	1	
74	Differential Indicator	924710	1	
75	Hose - 1/4" 900 / Straight	953737	1	
76	Elbow - 3/8" M F/900 Com.	20-06-204	1	



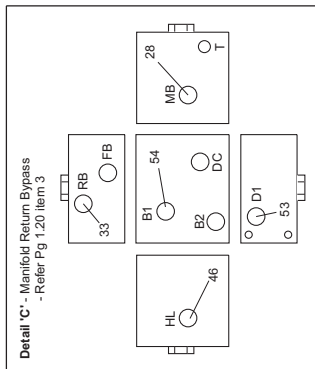
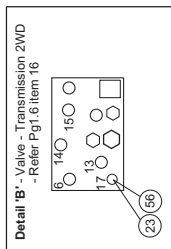
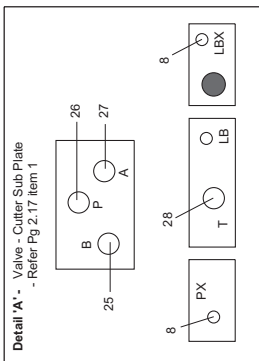
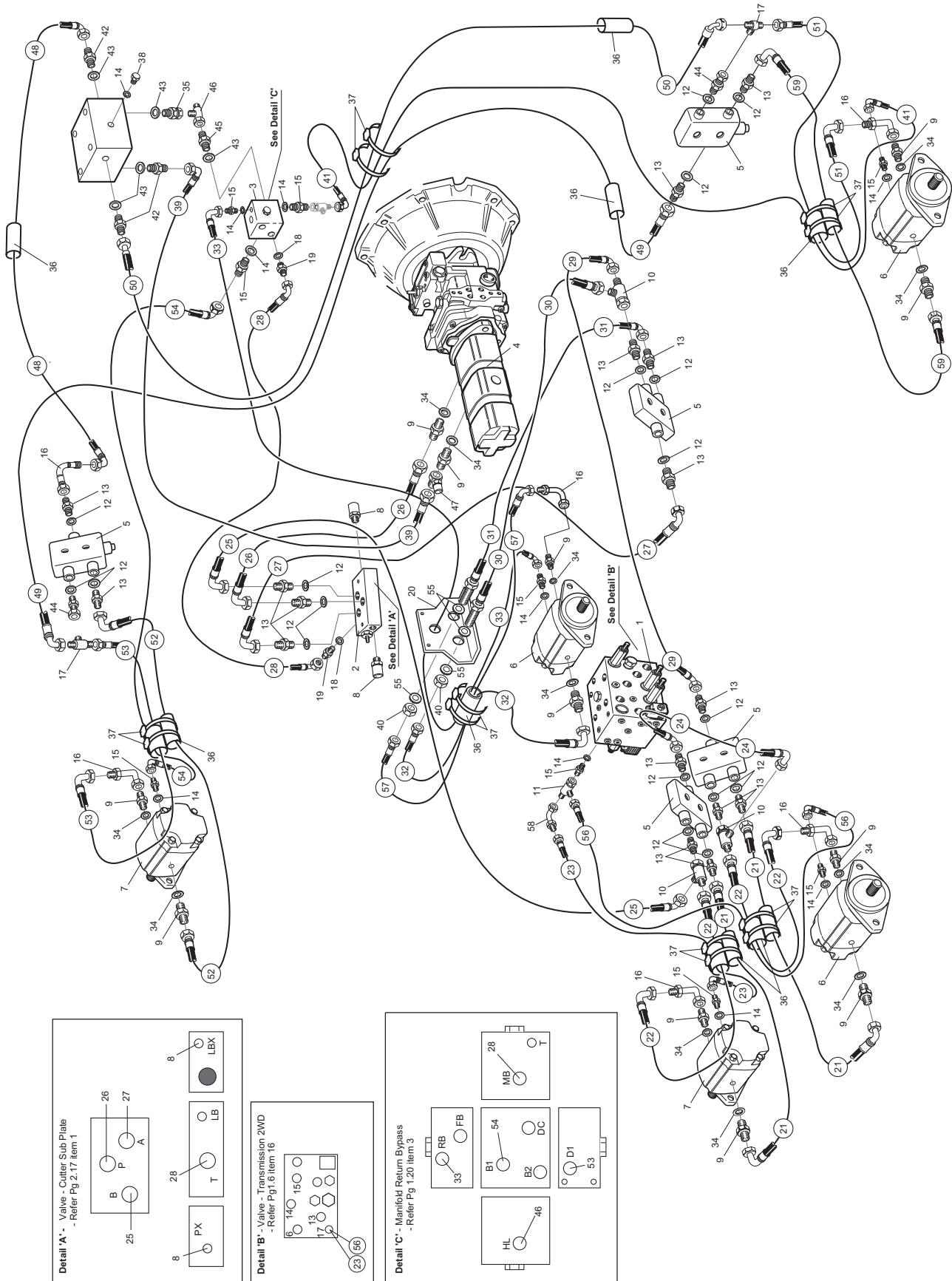
ITEM NO.	DESCRIPTION	PART NO.	QTY	ITEM NOTE
1	Hose - 1/2" 90°/ST	953675	1	0.820Lg
2	Hose - 1/2" 90°/ST	953675	1	0.820Lg
3	Hose - 1/2" 90°/ST	953713	1	0.770Lg
4	Hose - 1/4" 90°/ST	953693	1	0.820Lg
5	Hose - 1/4" 90°/ST	953693	1	0.820Lg
6	Hose - 1/2" 90°/ST	953713	1	0.770Lg
7	Hose - 3/8" 90°/45°	953707	1	1.395Lg
8	Hose - 3/8" 90°/45°	953707	1	1.395Lg
9	Hose - 3/8" 90°/45°	953706	1	1.260Lg
10	Hose - 3/8" 90°/45°	953705	1	0.530Lg 180°
11	Adaptor - 3/8" Male / Male	10-06-042	4	
12	Seal - 3/8" Dowty	10-06-031	6	
13	Relief Valve Assy	953710	2	
14	Tee - 1/2" x 1/2" x 3/8" Female / Male / Male	953732	2	
15	Adaptor - 1/4" / 3/8" Male / Male	50-06-009	2	
16	Adaptor - 1/2" Male / Male	10-06-078	4	
17	Seal - 1/2" Dowty	10-06-032	4	
18	Wheel Motor Rear	953685	2	
19	Bolt - M6 x 45	ZDH1F045U	4	
20	Washer - Plain M6	09472	8	
21	Nut - Nyloc Insert T Type M6	09438	4	



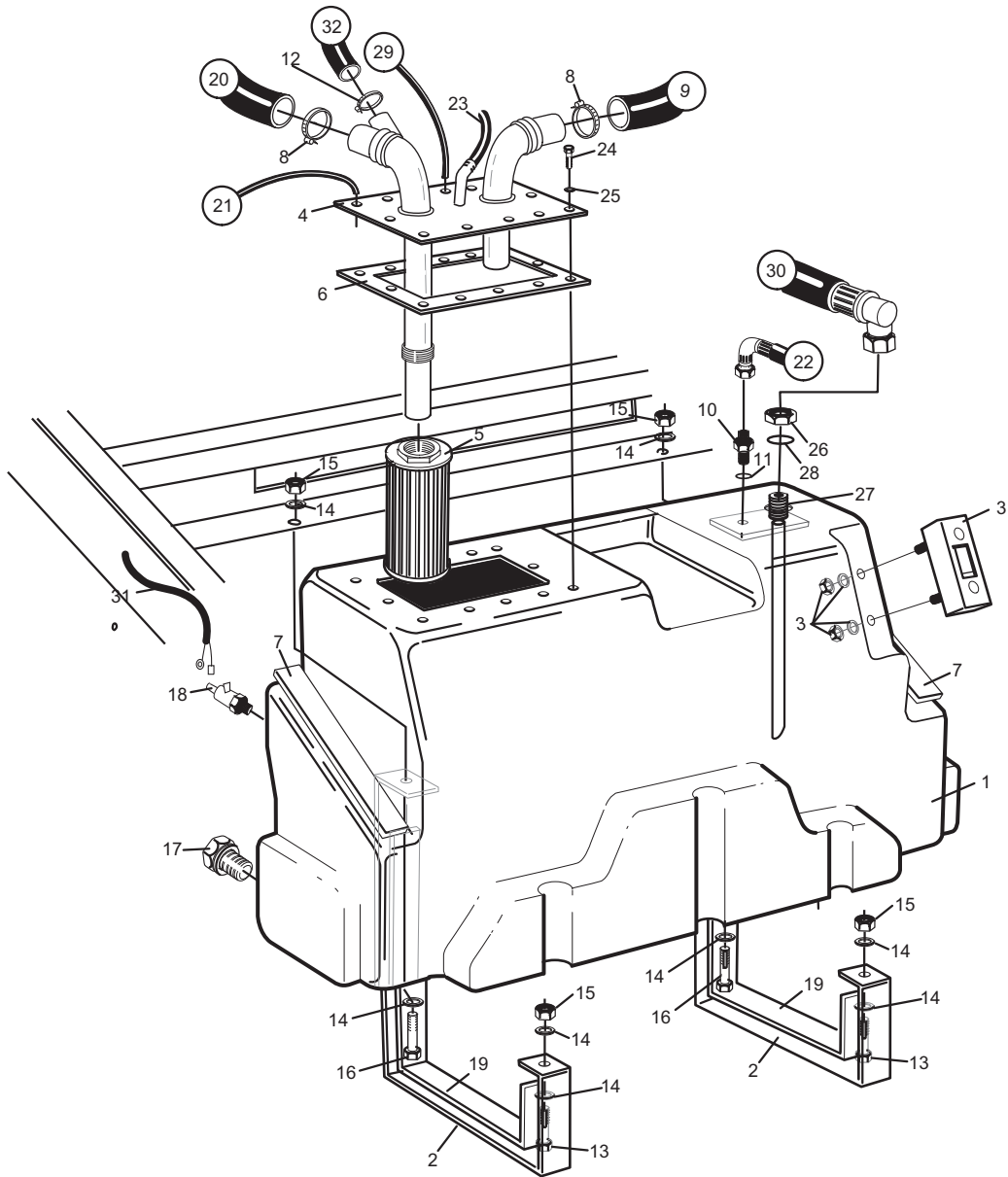
ITEM NO.	DESCRIPTION	PART NO.	QTY	ITEM NOTE
1	Seal Dowty 1"	09-06-214	1	
2	Pump - Transmission	953684	1	
3	Tank - Oil Plastic	953802	1	
4	Pump - Triple Assembly	953750	1	From serial No. 953B001026
5	Hose - 1/4" BSPP Assembly	953660	1	1980mm Lg
6	Hose 3/8" 90o/ST 0.432LG	994684	1	
7	Cylinder - Steering Assy	924726	1	
8	Valve - Cutter Sub Plate	910699	1	
9	Valve - Lift	111-1399	1	
10	Manifold - Return Bypass	910616	1	
11	Unit - Steering	111-1835-03	1	
12	Elbow - 1/4"	767607	1	
13	Cylinder - Lift	910109W	3	
14	Tee - 1" / 1" / 3/4" BSPP Male / Male / Male	953608	1	
15	Hose - 3/8" BSPP Assembly	953708	1	480mm Lg
16	Seal Dowty 1/4"	10-06-030	6	
17	Adaptor - 1/4" BSPP Male / Male	10-06-085	5	
18	Seal Dowty 3/8"	10-06-031	7	
19	Adaptor - 3/8" BSPP Male / Male	10-06-042	4	
20	Adaptor - 3/8" / 1/4" BSPP Male / Male	50-06-009	4	
21	Seal Dowty 3/4"	10-06-033	1	
22	Adaptor - 3/4" / 1" BSPP Male / Male	10-06-070	1	
23	Hose - 1/4" BSPP Assembly	953659	1	980mm Lg 170°
24	Adaptor - 1/4" BSPP Male / Male 1.4 Orifice	65-06-019	2	
25	'O' Ring Seal - 7/8" UN	63-06-111	1	
26	Seal Dowty 1/2"	10-06-032	4	
27	Adaptor - 1/2" / 1/4" BSPP Male / Male	10-06-040	1	
28	Adaptor - 1/2" / 3/8" BSPP Male / Male	10-06-043	2	
29	Valve 3/5 Lift	111-1403	1	
30	Adaptor - 7/8" UN / 3/8" BSPP Male / Male	70-06-053	1	
32	Hose 3/8" STBH/ST 2.253LG	994682	2	
33	Hose 3/8 Assy	994686	2	
34	Hose - 1" BSPP Assembly	994690	1	Refer Page 2.4
35	Hose - BSPP Assembly 1"	994691	1	
36	Adaptor - 1: BSP / 1.1/4" BSP Male/Male	15-06-109	1	From serial No. 953B001026
37	Cylinder - Lift 385/625	953603	2	
38	Hose - 1 1/4" -600mm Long	953691	1	
39	Adaptor 1/4" x 3/8" Male / Male	50-06-009	2	
40	Hose - 3/8" BSPP Assembly	953668	1	390mm Lg
41	Hose - 3/8" BSPP Assembly	953647	1	1800mm Lg
42	Hose - 1/4" BSPP Assembly	953661	2	1520mm Lg 180°
43	Hose - 1/4" BSPP Assembly	953650	1	1225mm Lg 225°
44	Hose - 3/8" BSPP Assembly	953623	1	1720mm Lg 320°
45	Hose - 1/4" BSPP Assembly	953624	1	1800mm Lg
46	Clip - Hose 40 - 50 mm	10-11-034	3	
47	Locknut - 3/8" BSP	910697	2	
48	Hose 3/8" 90o/ST 0.522LG	994685	1	
49	Tee - 1/4" BSP Male / Female / Male	10-06-083	1	
51	Adaptor 3/8" x BSP Male / Male	10-06-042	1	
52	Grommet - 30 O/D	74-07-019	1	
53	Adaptor 3/8" x 1/2" Male / Male	10-06-043	1	



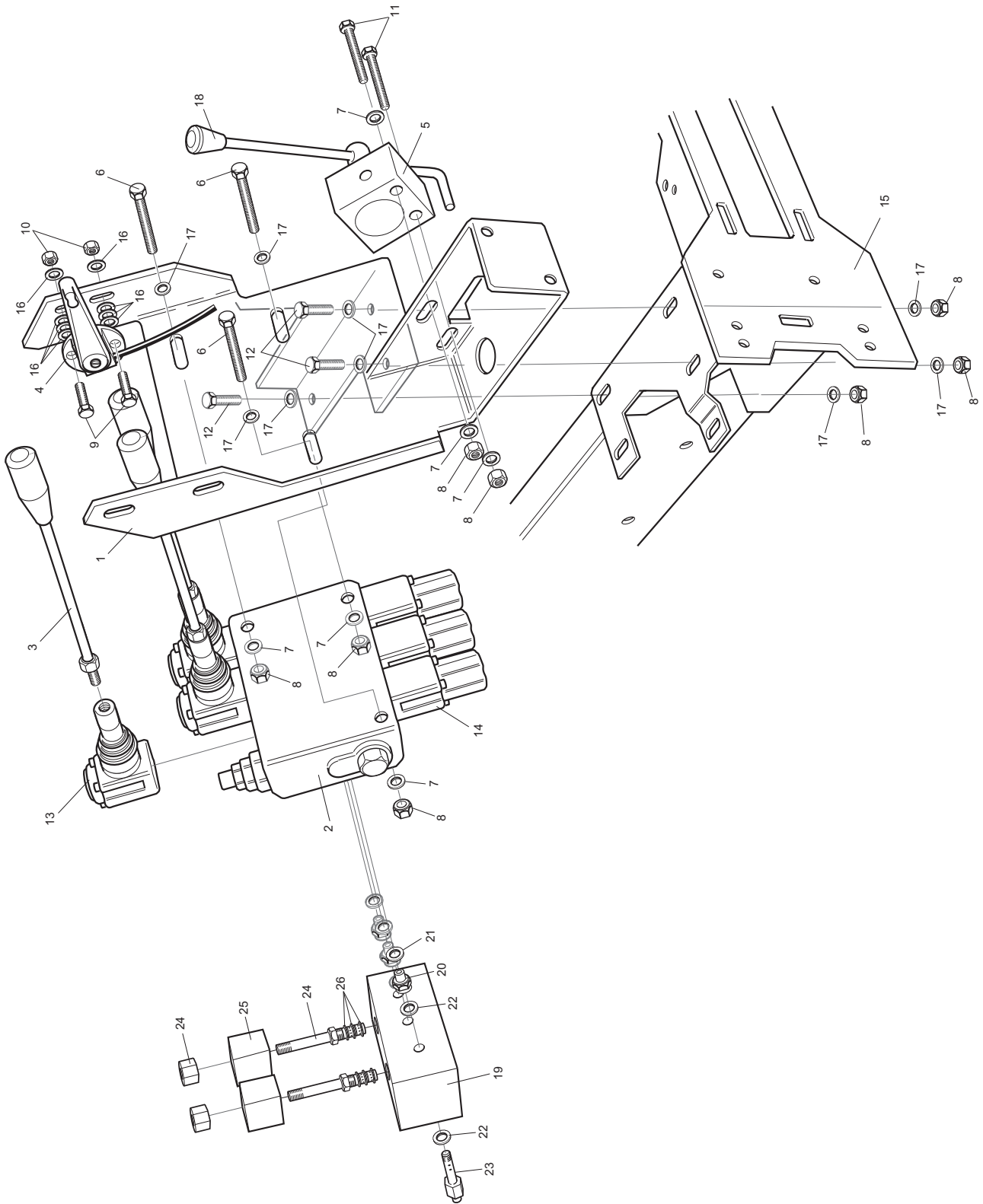
ITEM NO.	DESCRIPTION	PART NO.	QTY	ITEM NOTE
1	Valve - Transmission 2WD	953683	1	
2	Valve - Cutter Sub Plate	910699	1	
3	Manifold - Return Bypass	910616	1	
4	Pump - Triple Gear Assembly	953750	1	
5	Valve - Diverter	953601	5	
6	Motor - Cutter Anticlockwise	940602	3	
7	Motor - Cutter Clockwise	910696	2	
8	Test Point - 1/4" BSPP	910615	2	
9	Adaptor - 7/8" UN / 1/2" BSPP Male / Male	63-06-104	12	incl. 34
10	Tee - 1/2" BSPP Male / Male / Female	65-06-014	3	
11	Tee - 1/4" BSPP Male / Female / Male	10-06-083	1	
12	Seal Dowty 1/2"	10-06-032	18	
13	Adaptor - 1/2" BSPP Male / Male	10-06-078	16	
14	Seal Dowty 1/4"	10-06-030	11	
15	Adaptor - 1/4" BSPP Male / Male	10-06-085	10	
16	Elbow - 1/2" BSPP Male / Female / Swept	25-06-066	6	
17	Tee - 1/2" BSPP Male / Male / Male	63-06-105	2	
18	Seal Dowty 5/8"	70-06-058	2	
19	Adaptor - 5/8" BSPP Male / Male	70-06-057	2	
20	Plate - Bump Stop Bracket	910433W	1	
21	Hose - 1/2" BSPP Assembly	910654	2	850mm Lg
22	Hose - 1/2" BSPP Assembly	910655	2	980mm Lg
23	Hose - 1/4" BSPP Assembly	910673	1	1650mm Lg
24	Hose - 1/2" BSPP Assembly	910656	1	330mm Lg 345°
25	Hose - 1/2" BSPP Assembly	953646	1	1400mm Lg 285°
26	Hose - 1/2" BSPP Assembly	953658	1	470mm Lg 150°
27	Hose - 1/2" BSPP Assembly	924653	1	960mm Lg 270°
28	Hose - 5/8" BSPP Assembly	953657	1	730mm Lg
29	Hose - 1/2" BSPP Assembly	953645	1	1480mm Lg
30	Hose - 1/2" BSPP Assembly	953648	1	790mm Lg
31	Hose - 1/2" BSPP Assembly	953649	1	790mm Lg
32	Hose - 1/2" BSPP Assembly	953666	1	620mm Lg
33	Hose - 1/4" BSPP Assembly	953663	1	1150mm Lg 170°
34	'O' Ring - 7/8" UN	63-06-111	12	
35	Adaptor - 3/4" BSP Male / Female	20-06-202	1	
36	Hose - Soc 36mm ID	07809	1	11m Cut as required
37	Hose - Tie Short	50-07-022	14	
38	Plug - 1/4" BSPP Blanking	30-06-200	1	
39	Hose - 1/2" BSPP Assembly	953703	1	540mm Lg
40	Locknut - 1/2" BSP	63-06-113	2	
41	Hose - 1/2" BSPP Assembly	111-0966	1	2344Lg
42	Adaptor - 3/4" / 1/2" BSPP Male / Male	09-06-201	3	
43	Seal Dowty 3/4"	10-06-033	5	
44	Adaptor - 1/2" BSPP Male / Female	15-06-106	2	
45	Adaptor - 1" / 3/4" BSPP Male / Male	10-06-070	1	
46	Tee - 1" / 1" / 3/4" BSPP Male/Female/Male	953608	1	
47	Test Point - 1/2" BSP Male/Female Tee	950631	1	
48	Hose - 1/2" BSPP Assembly	111-0923	1	.361 Lg 230°
49	Hose - 1/2" BSPP Assembly	953673	1	1270 Lg 280°
50	Hose - 1/2" BSPP Assembly	953619	1	1600 Lg 270°



ITEM NO.	DESCRIPTION	PART NO.	QTY	ITEM NOTE
51	Hose - 1/2" BSPP Assembly	953674	1	995 Lg
52	Hose - 1/2" BSPP Assembly	953738	1	
53	Hose - 1/2" BSPP Assembly	953674	1	
54	Hose - 1/4" BSPP Assembly	953677	1	2052 Lg
55	Washer - M20 Plain	09499	4	
56	Hose - 1/4" BSPP Assembly	910673	1	1650mm Lg
57	Hose - 1/2" BSPP Assembly	953666	1	620mm Lg
58	Elbow - 1/4" Male/Female 900	31-06-004	1	
59	Hose - 1/2" BSPP Assembly	953738	1	



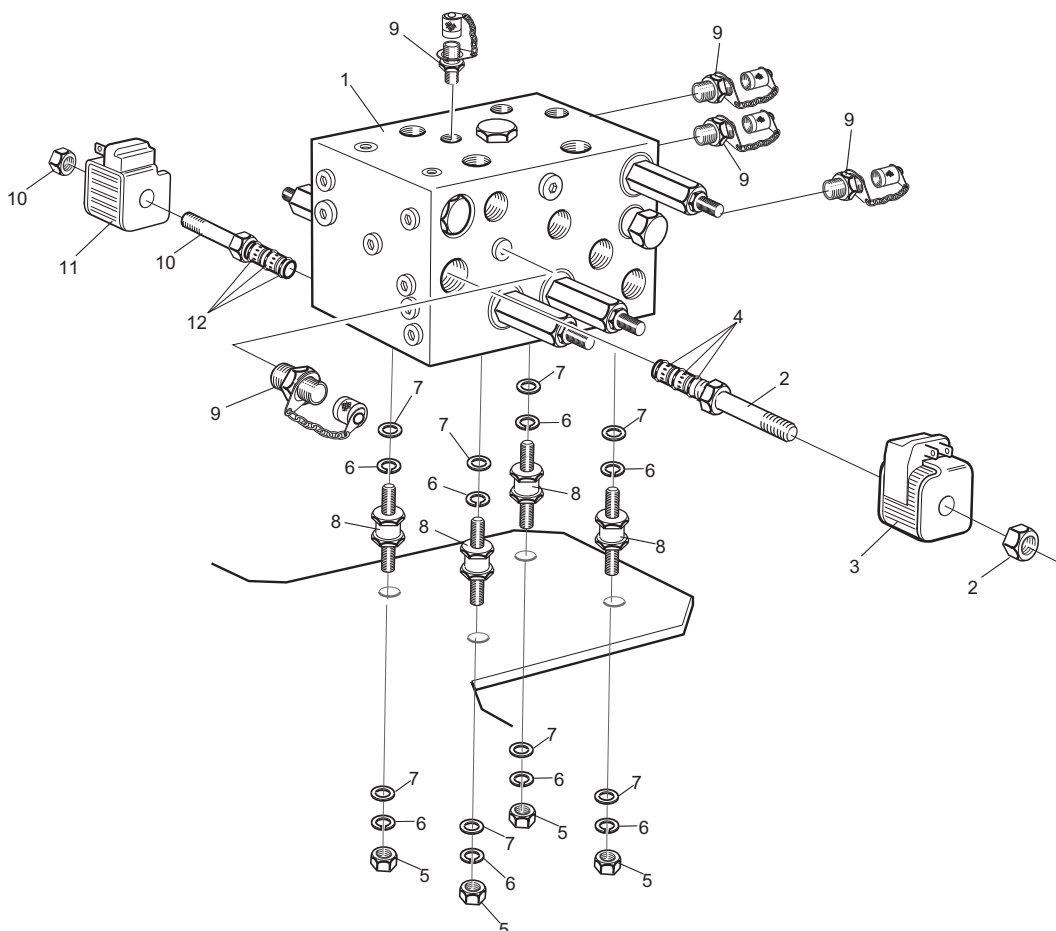
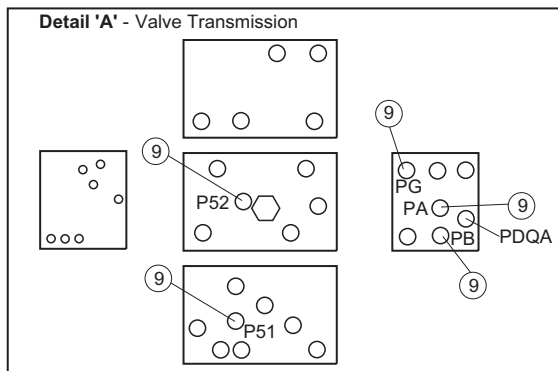
ITEM NO.	DESCRIPTION	PART NO.	QTY	ITEM NOTE
1	Tank - Oil Plastic	953802	1	
2	Strap - Tank	953169W	2	
3	Gauge - Sight	65-06-018	1	
4	Flange - Suction W/A	953885W	1	
5	Strainer - Suction	950608	1	
6	Gasket - Suction Flange	924892	1	
7	Rubber - 40 x 10	910944	2	
8	Hose - Camp 30-50mm	10-11-034	2	
9	Hose - Filler 1 1/4" x 1050 lg.	924684	1	
10	Adaptor - 3/8" BSPP M/M Bulkhead	30-06-208	1	
11	Seal Dowty 3/8 "	10-06-031	1	
12	Hose Clamp (20-40mm)	10-11-033	2	
13	Setscrew - M8 x 25	03162	2	
14	Washer - M8 Plain	09475	8	
15	Nut - M8 Nyloc	09441	4	
16	Setscrew - M8 x 30	09369	2	
17	Plug - Blanking 1/2" BSPP Magnetic	20-06-207	1	
18	Switch - Temperature	940852	1	
19	Strip - Neoprene	HY910808	2	x 0.61m
20	Hose - 1 1/4" x 600 Lg	953691	1	
21	Hose - 1/4" BSPP Assembly	953694	1	x 2000Lg
22	Hose - 3/5" BSPP Assembly x 470 Lg	953692	1	x 600Lg
23	Tube - Black Nylon 8mm	65-10-003	1	x 1.20m
24	Setscrew - M5 x 20 Hex Hd.	ZDH1E020U	12	
25	Washer - Stepped	924218	12	
26	Locknut - 1" BSP	910923	1	
27	Pipe - Return W/A	910360	1	
28	Seal Dowty 1"	09-06-214	1	
29	Hose 3/8" BSP Assy	953708	1	x 480Lg
30	Hose - 1" BSPP Assembly - 790 Lg	910664	1	
31	Wiring Loom T424	111-0191	1	
32	Hose 3/4" Cut / Cut	953615	1	780Lg



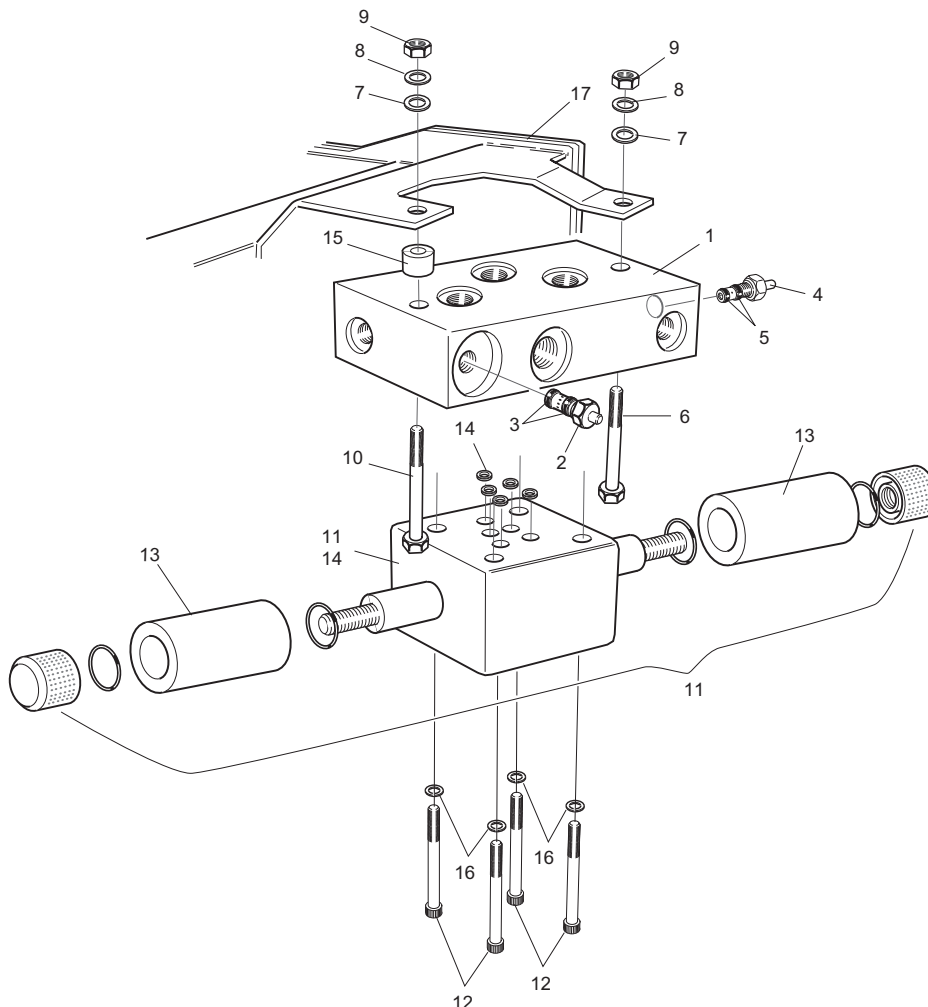
ITEM NO.	DESCRIPTION	PART NO.	QTY	ITEM NOTE
1	Bracket - Lift Valve	910415W	1	
2	Valve - Lift	924804W	1	Incl. item 3,13,14
3	Lever - Lift Valve	910623	3	
4	Throttle - Cable Assembly	910815	1	
5	Valve - Brake	74-06-015W	1	
6	Bolt - M8 x 65	ZBH1H065U	3	
7	Washer - M8 Plain	09475	6	
8	Nut - M8 Nyloc	09441	8	
9	Setscrew - M5 x 16	ZDH1E016U	2	
10	Nut - M5 Nyloc	09430	2	
11	Bolt - M8 x 60	09371	2	
12	Setscrew - M8 x 25 Button Hd	ZHS1H025U	3	
13	Pivot Box - Lift Valve M10	924830	3	
14	Detent - Lift Valve	924831	3	
15	Chassis - Centre W/A	953100W	1	
16	Washer - Plain M5	09470	8	
17	Washer - 5/16" x 7/8"	09267	9	
18	Knob - Plastic M10	70-07-019	1	
19	Valve - 3/5 Lift	953602	1	
20	Adaptor - 3/8"/1/4" BSPP Male/Female	953606	3	
21	Seal Dowty 3/8"	10-06-031	3	
22	Seal Dowty 1/4"	10-06-030	6	
23	Adaptor - 1/4" BSPP Banjo	953605	3	
24	Valve - Solenoid	953609	2	Incl. Seals, see item 26 for seal kit
25	Coil - Solenoid	63-06-082	2	
26	Seal Kit	910633	2	Not shown, suits item 24

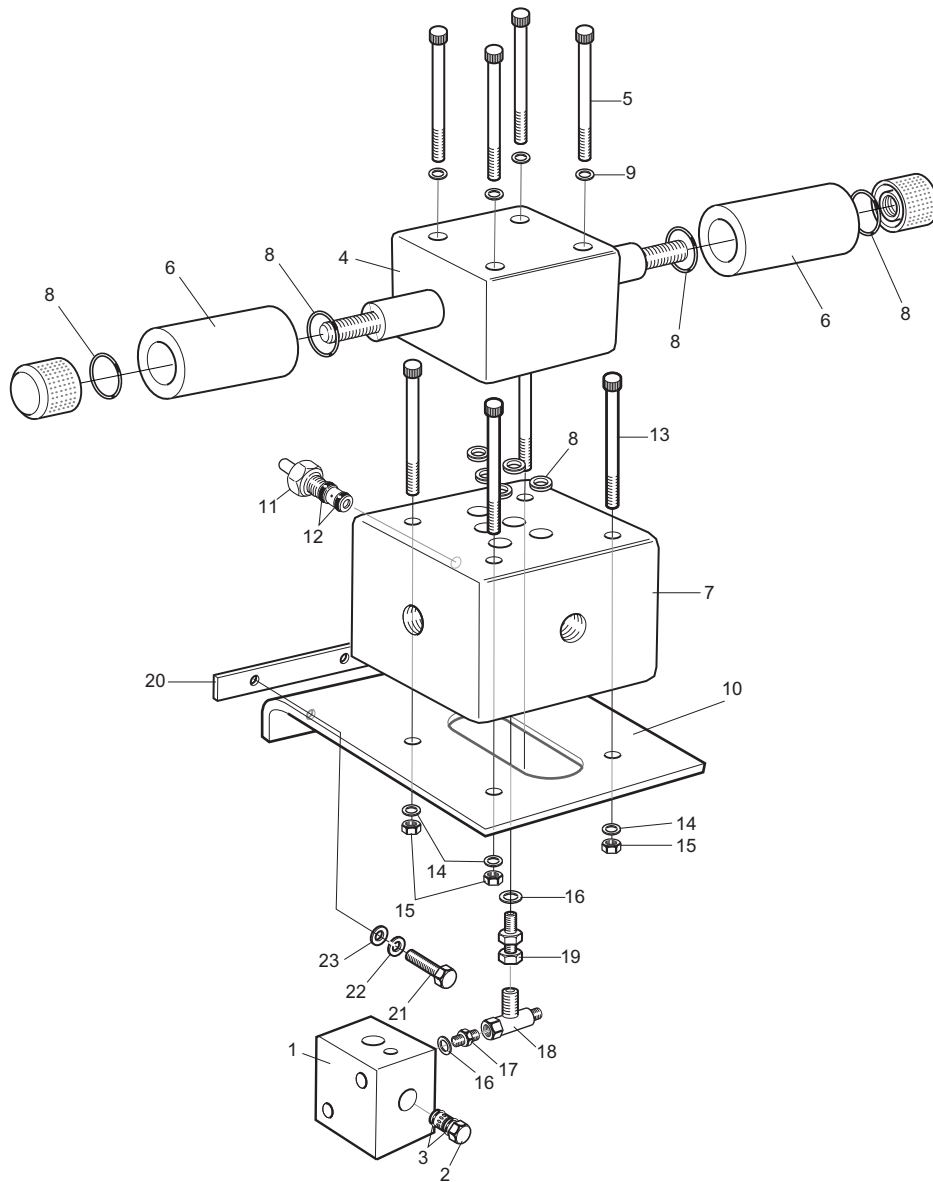
ITEM NO.	DESCRIPTION	PART NO.	QTY	ITEM NOTE
----------	-------------	----------	-----	-----------

1	Front - Transmission Block	953683	1	
2	Valve Solenoid	953728	1	Incl item 4
3	Coil Solenoid	953730	1	
4	Seal Kit	953715	1	Part of item 2
5	Nut - M10	09449	8	
6	Washer - Spring M10	09480	8	
7	Washer - Plain M10	ZWQ1T000U	8	
8	Isomount Transmission	74-07-041	4	
9	Test Port	910615	5	
10	Solenoid Spool Difflock	953609	1	Incl item 12
11	Coil Solenoid	63-06-083	1	
12	Seal Kit (Difflock)	910633	1	Incl item 10



ITEM NO.	DESCRIPTION	PART NO.	QTY	ITEM NOTE
1	Valve - Cutter Sub Plate	910699	1	incl. 2 & 4
2	Valve - Relief	749610	1	See item 3 for seal kit
3	Seal Kit -	910707	1	Not shown, suits 2
4	Valve - Needle	910709	1	See item 5 for seal kit
5	Seal Kit -	910640	1	Not shown, suits 4
6	Setscrew - M8 x 55	09565	1	
7	Washer - 5/16 x 7/8	09267	2	
8	Washer - M8 Spring	03469	2	
9	Nut - M8 Plain	ZNH1H000U	2	
10	Bolt - M8 x 70	ZBH1H070U	1	
11	Valve - Control Complete	70-06-245	1	See item 14 for seal kit ( incl. 11,
12	Capscrew - M6 x 45 Socket Hd	ZCS1F045U	4	
13	Coil - Solenoid	70-06-246	2	
14	Seal Kit - Complete	70-06-041	1	Not shown, suits 11
15	Spacer Dia 1/2" x 15mm	924149	1	
16	Washer - Spring M6	09474	4	
17	Chassis - Centre W/A	953100W	1	

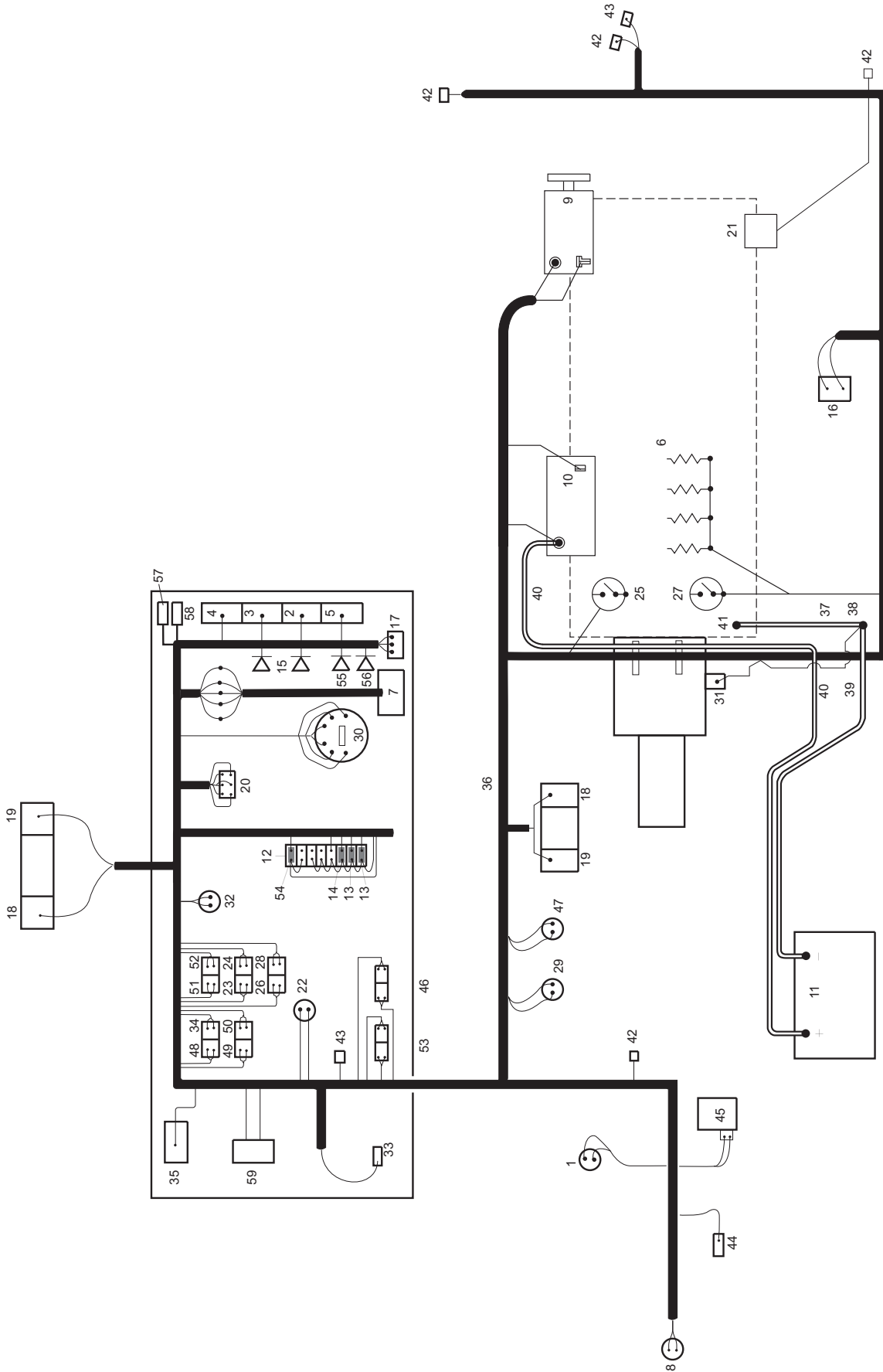




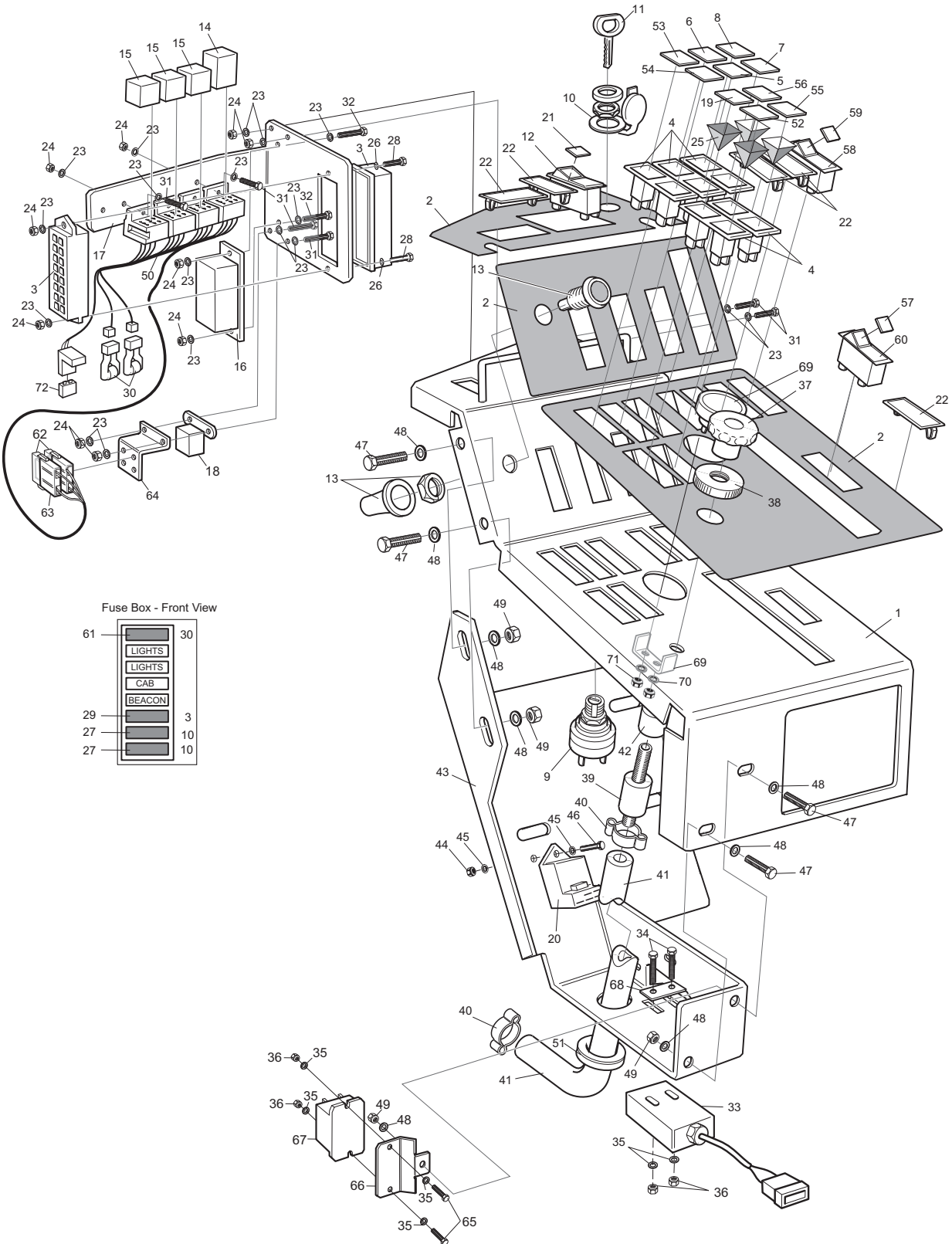
ITEM NO.	DESCRIPTION	PART NO.	QTY	ITEM NOTE
1	Manifold - Return Bypass	910616	1	incl. item 2
2	Valve - Check	910641	1	See item 3 for seal kit
3	Seal Kit -	910642	1	Not shown, suits item 2
4	Valve - Control inc. items	70-06-245	1	See item 8 for seal kit
5	Capscrew - M6 x 40 Soc Hd	ZCS1F040S	4	
6	Coil - Solenoid	70-06-246	2	
7	Sub - plate - Cetop 5	953600	1	incl. item 11
8	Seal Kit - Complete	70-06-247	1	Not shown, suits item 4
9	Washer - Spring M6	09474	4	
10	Plate - Cetop Bracket	953190W	1	
11	Valve - Relief	953610	1	See item 12 for seal kit
12	Seal Kit -	953611	1	Not shown, suits item 11
13	Capscrew - M6 x 85	09685	4	
14	Washer - M6 plain	09472	4	
15	Nut - M6 Nyloc	09438	4	
16	Seal Dowty 3/4"	10-06-033	2	
17	Adaptor - 1"/3/4" BSPP Male/Male	10-06-070	1	
18	Tee -1"/1"/3/4"BSPP Male/Female/Male	953608	1	
19	Adaptor - 3/4" BSPP Male/Female	20-06-202	1	
20	Plate Securing	924407	1	
21	Setscrew - M8 x 25	03162	2	
22	Washer - M8 Spring	03469	2	
23	Washer - M8 Plain	09475	2	



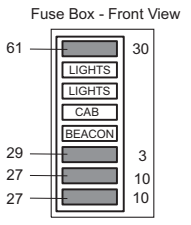
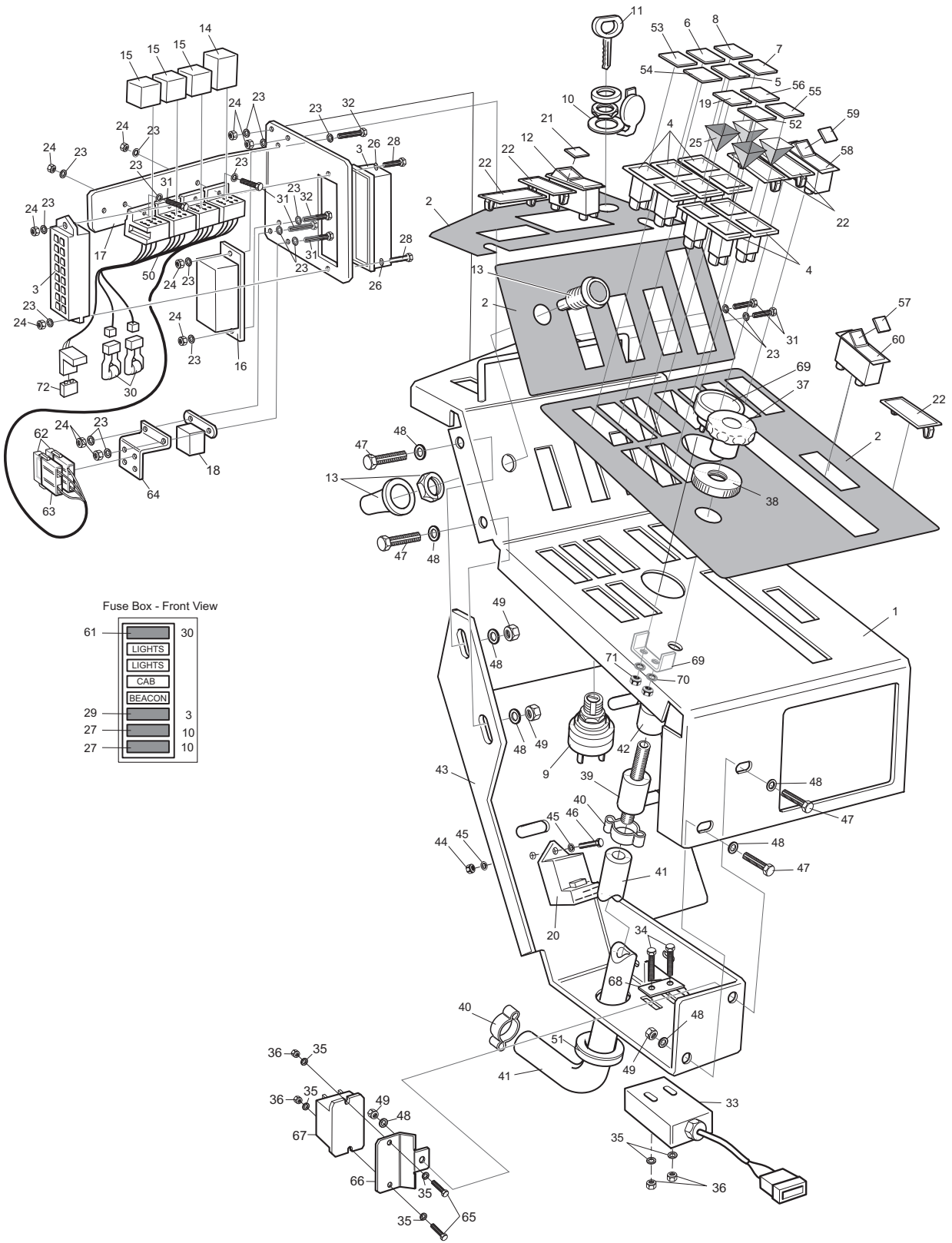
***ELECTRICS******3.1 - 3.7*****Wiring Loom Layout****3.1 - 3.3****Control Panel****3.4 - 3.7**



ITEM NO.	DESCRIPTION	Refer Page No.
1	Horn	1.6
2	Relay - Seat Switch	1.18
3	Relay - Temperature Warning	3.4
4	Relay - Cutter Drive Lamps	3.4
5	Relay - Glow Plug	3.4
6	Glow Plugs - Engine	1.10
7	Timer - OPC Control	3.4
8	Switch - Seat	1.18
9	Alternator / Regulator - Engine	1.10
10	Starter Motor - Engine	1.8 / 1.10
11	Battery	1.8
12	Fuse Box	3.4
13	Fuse - 10 Amp	3.4
14	Fuse - 3 Amp	3.4
15	Diodes - Overheat Audible Warning	3.4
16	Switch - Return Oil Filter	1.8/2.2
17	Relay - Fuel Solenoid	3.4
18	Solenoid - Cutting Cylinder Drive Front	2.17/2.18
19	Solenoid - Cutting Cylinder Drive Rear	2.17/2.18
20	Switch - Cutting Cylinder Drive	3.4
21	Solenoid - Fuel	1.10
22	Hourmeter	3.4
23	Light - Battery Warning	3.4
24	Light - Engine Oil Pressure Warning	3.4
25	Switch - Engine Oil Pressure	1.10
26	Light - Engine Coolant Temperature Warning	3.4
27	Switch - Engine Coolant Temperature	1.10
28	Light - Hydraulic Oil Temperature Warning	3.4
29	Switch - Hydraulic Oil Temperature	2.12
30	Switch - Ignition	3.4
31	Switch - Neutral Start	1.22
32	Switch - Horn	3.4
33	Switch - Parking Brake Interlock	3.4
34	Light - Glow Plug	3.4
35	Timer - Glow plug	3.4
36	Wiring Loom T424	1.8 / 3.4
37	Earth Cable	1.8
38	Earth point - Front L.H. Engine Mount Bracket.	1.8
39	Cable - Battery -VE	1.8
40	Cable - Battery +VE	1.8
41	Engine Earth Connection - Flywheel Housing L.H.	1.8
42	Lighting Kit Connections	-
43	Beacon Kit Connections	-
44	Switch - Differential Lock	1.22
45	Solenoid - Differential Lock	2.16
46	Switch - Work / Transport	3.4
47	Switch - Transmission Oil Filter	1.8/2.2
48	Light - Parking Brake	3.4
49	Light - Neutral	3.4
50	Light - Cutterdrive Disengage	3.4
51	Light - Return Oil Filter	3.4
52	Light - Transmission Oil Filter	3.4
53	Switch - Lift Configuration	3.4
54	Fuse - 30Amp	3.4
55	Diode - Parking Brake	3.4
56	Diode - Seat Switch	3.4
57	Fuse - Main	3.4
58	Fuse - Glow Plugs	3.4
59	Delay Module	3.4



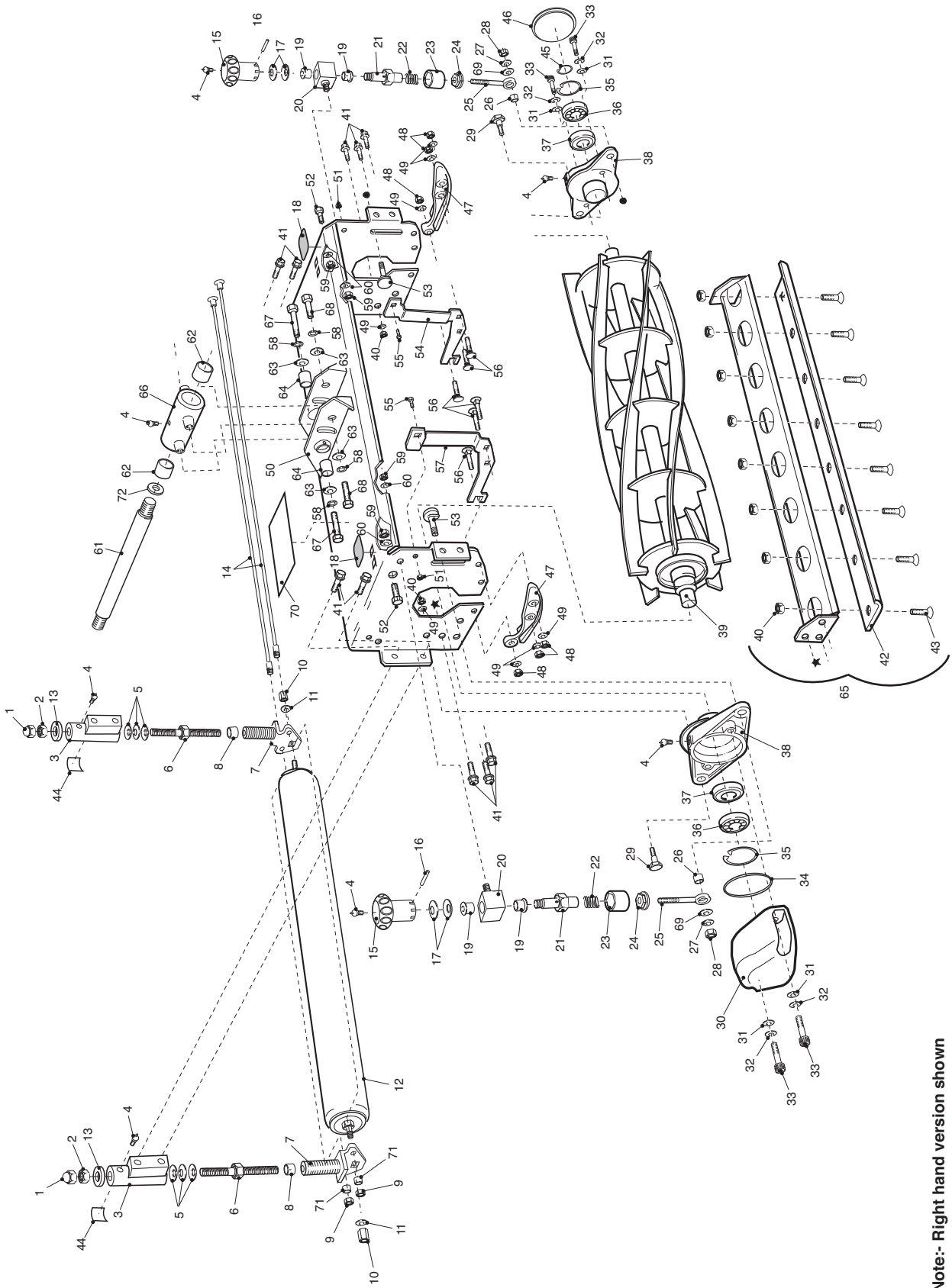
ITEM NO.	DESCRIPTION	PART NO.	QTY	ITEM NOTE
1	Control Panel W/A	994430W	1	
2	Decal - Control Panel - T424	994912	1	
3	Fuse Box - 8 Way	70-09-096	1	
4	Light - Panel	HY924601	5	
5	Lens - Warning Battery	924605	1	
6	Lens - Warning Oil Pressure	924606	1	
7	Lens - Warning Engine Temperature	924602	1	
8	Lens - Warning Transmission Temperature	924603	1	
9	Switch - Ignition (includes item 11)	74-09-009	1	
10	Cover - Switch	74-09-010	1	
11	Key	74-09-017	1	
12	Switch - Cutterhead Drive Control (51051)	924864	1	
13	Button - Horn	924618	1	
14	Relay - Glow Plug 70A N/O	924625	1	
15	Relay - 30A C/O	111-0336	3	
16	Timer Assembly (OPC Control)	70-01-512	1	
17	Bracket - Fuse Box	924404W	1	
18	Relay - Fuel Solenoid	16259 - 60250	1	
19	Lens - Glow Plug	950857	1	
20	Timer - Glow Plug	15694-65992	1	
21	Lens - Green	950856	1	
22	Cover - Blank	924600	6	
23	Washer - Plain M5	09470	13	
24	Nut - M5 Nyloc	09430	8	
25	Reflector Panel Light	950872	2	
26	Washer - M5 Spring	09644	2	
27	Fuse - 10 Amp	70-09-026	3	
28	Screw Soc HD CAP M5 x 12	ZCS1E012U	3	
29	Fuse - 3 Amp	70-09-024	1	
30	Diode Assembly	950868	4	
31	Setscrew - M5 x 12	ZDH1E012U	2	
32	Setscrew - M5 x 16	ZDH1E016U	7	
33	Switch - Handbrake	950865	1	
34	Setscrew - M4 x 35	09704	2	
35	Washer - M4 Plain	09658	6	
36	Nut - M4 Nyloc	09657	4	
37	Handwheel	924160	1	
38	Handnut	924814	1	
39	Weight Transfer Shaft	910522	1	
40	'O' Clip	924815	2	
41	Hose	924686	1	
42	Bush - Nylon	924817	1	
43	Lift Valve Bracket	910415W	1	
44	Nut - M6 Nyloc	09544	1	
45	Washer - M6 Plain	09472	2	
46	Setscrew - M6 x 20	09363	1	
47	Setscrew - M8 x 20	09368	4	
48	Washer - 5/16" x 7/8"	09267	8	
49	Nut - M8 Nyloc	09441	4	
50	Wiring Loom (incl Relay Bases)	111-1752	1	



ITEM NO.	DESCRIPTION	PART NO.	QTY	ITEM NOTE
51	Grommet - 30 O/D	74-07-019	1	
52	Lens - Parking Brake	950858	1	
53	Lens - Transmission Oil Filter	950863	1	
54	Lens - Return Oil Filter	950866	1	
55	Lens - Neutral	950862	1	
56	Lens - Real Stop	950873	1	
57	Lens - 2/4 WD	950859	1	
58	Switch - Lift Configuration (51100)	924608	1	
59	Lens - Lift Configuration	953835	1	
60	Switch - 2/4 WD (511106)	924607	1	
61	Fuse 30 Amp	70-09-027	1	
62	Fuse 60Amp	950926	2	
63	Fuse Holder Maxifuse Holder	111-0283	2	
64	Bracket - Main Fuse	994299W	1	
65	Setscrew M4 x 12	ZDH1D012U	2	
66	Bracket - Relay Neutral Start	924452	1	
67	Relay - Neutral Start	995718	1	
68	Plate Switch Clamp	940342	1	
69	Hour Meter	910850	1	
70	Washer - Nylon M4	09733	2	
71	Nut - Nyloc M4	ZNN1D000U	2	
72	Delay Module - Seat	924722	1	
73	Patch Lead - Fuel Solenoid	111-1306	1	Not Shown

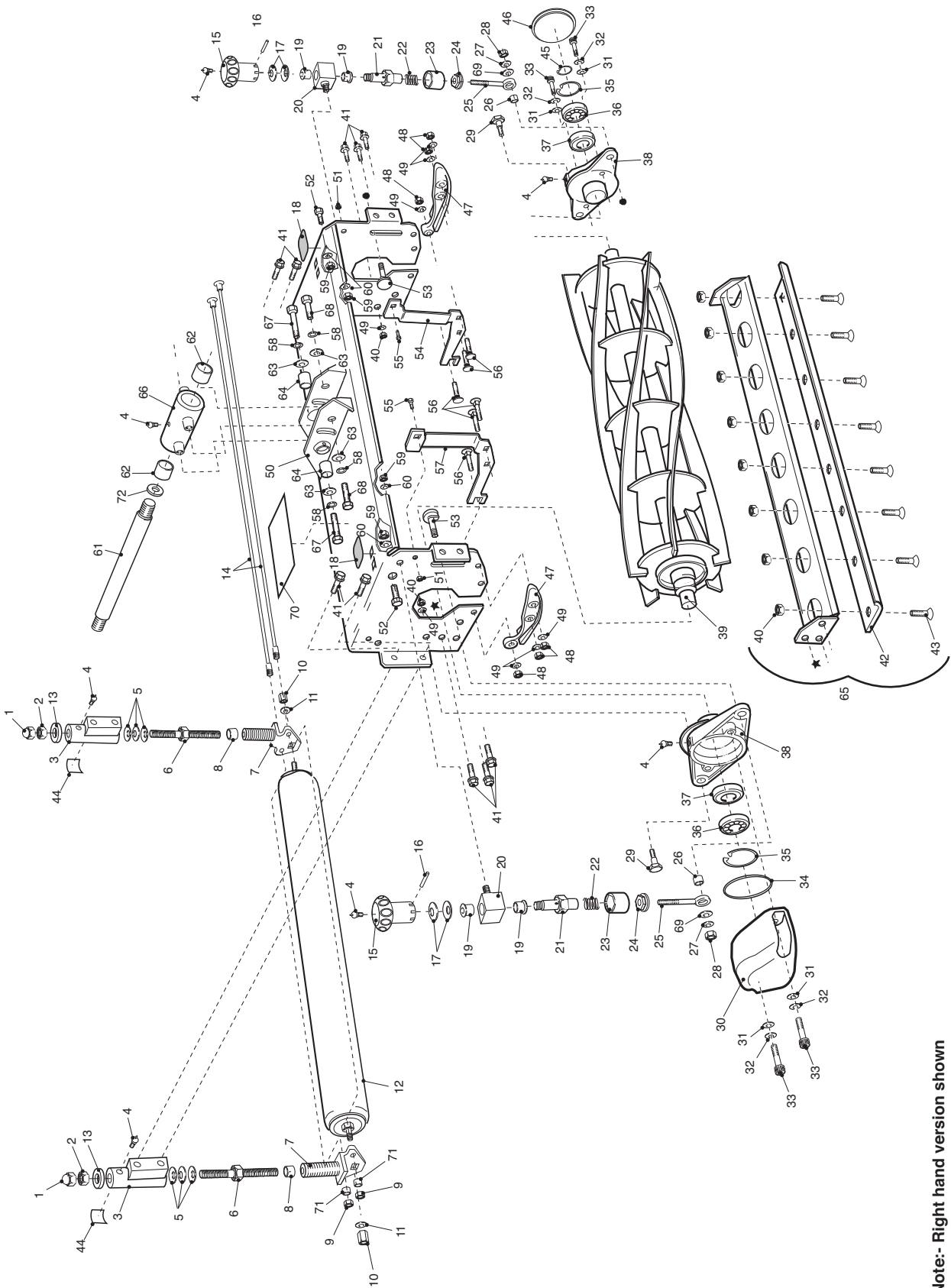


<b><i>CUTTERHEADS</i></b>	<b><i>4.1 - 4.9</i></b>
<b>MK3 Cutterhead</b>	<b>4.2 - 4.5</b>
<b>MK3 Cutterhead Motors</b>	<b>4.6</b>
<b>Grooved Front Roller Kit MK3</b>	<b>4.7</b>
<b>Smooth Front Roller Kit MK3</b>	<b>4.8</b>
<b>MK3 Cutterheads - Float Head Kit</b>	<b>4.9</b>
<b>MK3 Cutterhead Fixings</b>	<b>4.10</b>



Note:- Right hand version shown

ITEM NO.	DESCRIPTION	PART NO.	QTY		ITEM NOTE
			200mm	254mm	
1	Nut - M12 Dome	ZNK1L000U	2	2	
2	Nut - M12 Lock	ZNL1L000U	2	2	
3	Roller Mounting W/A.	876064W	2	2	
4	Nipple BSP 1/8" Straight	10-11-017	7	7	
5	Disc Spring Dia 25 x Dia 12.2 x 1.5 THK	876099	6	6	
6	Stud - Rear Roller Adjusting W/A	63-01-960	2	2	
7	Screw - Adjuster W/A	876027	2	2	
8	Spacer - Steel 26 x 38 x 12.5	63-02-123	2	2	
9	Nut - M6 Nyloc	09438	4	1	
10	Nut - Roller	876062	2	2	
11	Washer - Spring M16	HY4200	2	2	
12	Roller - Smooth Dia 76	876006	1	1	
13	Cap Pressure Control	876098	2	2	
14	Scraper Wire 30mm	63-07-072	2	2	
15	Handwheel	876013W	2	2	
16	Pin - Spirol dia 5 x 30	09730	2	2	
17	Disc Spring Dia 35.5 x 18.3 x 1.25	876034	4	4	
18	Decal - Cylinder on Cut Adjuster	214053	2	2	
19	Bearing 18 x 20 x 12 Flanged	876082	4	4	
20	Trunnion	876047	2	2	
21	Adjuster Sleeve	876085	2	2	
22	Spring Compression	876003	2	2	
23	Cage Backlash	876053	2	2	
24	Nut - Backlash	876054	2	2	
25	Bolt - Swing	876004	2	2	
26	Bearing 14 x 12 x 12	876035	2	2	
27	Washer Spring M12	09599	2	2	
28	Nut - M12 plain	09454	2	2	
29	Pin - Pivot	876022	2	2	
30	Counterweight	876009W	1	1	
31	Washer - Plain M10 Heavy	ZWQ1J000U	4	4	
32	Washer - Spring M10	09480	4	4	
33	Screw - Soc Hd Cap M10 x 40	09718	4	4	
34	O' Ring Dia 2.987"	876032	1	1	
35	Circlip INT Dia 52	63-07-008	2	2	
36	Bearing 6205.J.C3	63-07-036	2	2	
37	Seal Single Lip 30 x 52 x 10	63-07-038	2	2	
38	Bearing - Casting	876007W	2	2	
39	Cylinder 4 Blade 200mm dia	876100	1	0	
39	Cylinder 6 Blade 200mm dia	877020	1	0	
39	Cylinder 8 Blade 200mm dia	878020	1	0	
39	Cylinder 10 Blade 200mm dia	879020	1	0	
39	Cylinder 4 Blade 254mm dia - Boron	883025	0	1	
39	Cylinder 6 Blade 254mm dia - Boron	884031	0	1	
40	Nut - M10 Binx	ZNB1J000U	10	10	
41	Screw - Durloc M10 x 16	63-11-019	10	10	
42	Bottom Blade 13mm 8 Hole	876008	1	1	
43	Screw - Soc Hd Csk' M10 x 25	09740	8	8	
44	Decal - Height of Cut Adjustment	63-13-039	2	2	
45	Circlip Ext Dia 25mm	40-07-017	1	1	
46	Plug - Motor Housing 11357 (Discard if Supplied)	861808	1	1	
47	Skid - 200mm	876019W	2	0	
47	Skid - 254mm	884024W	0	2	

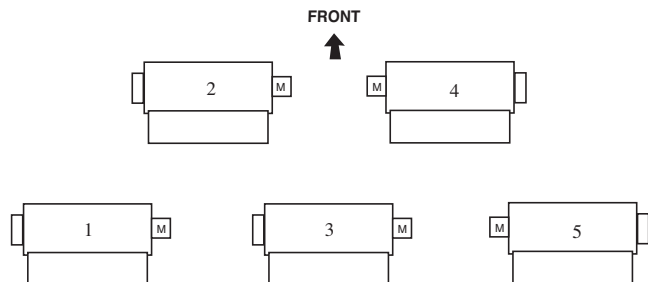
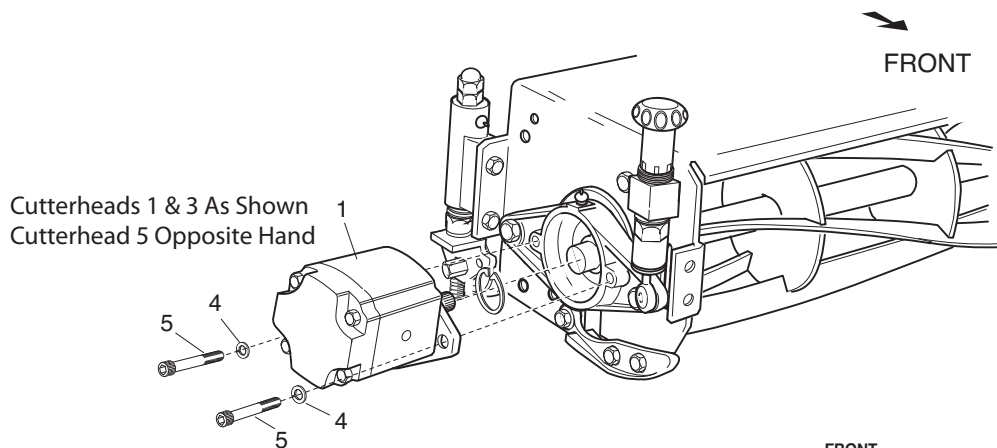
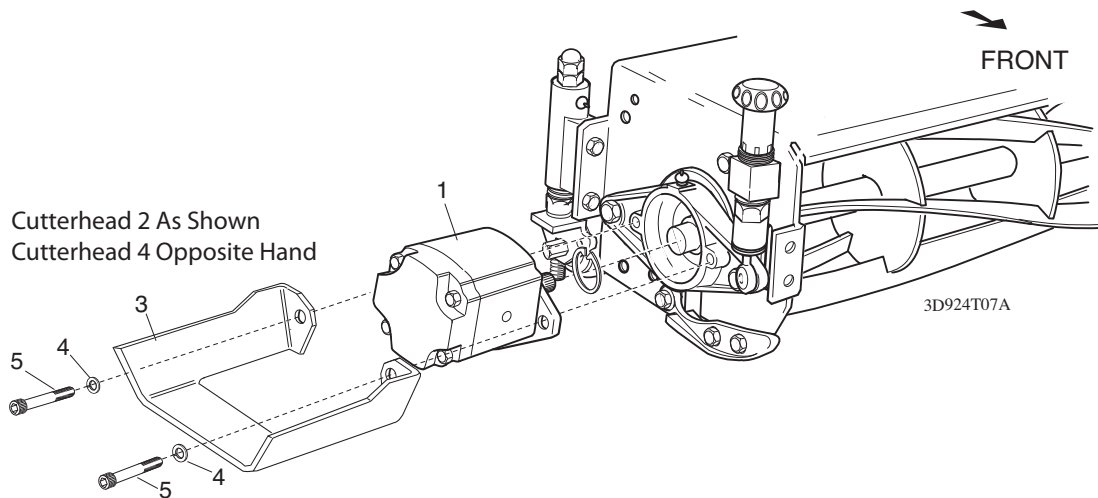


Note:- Right hand version shown

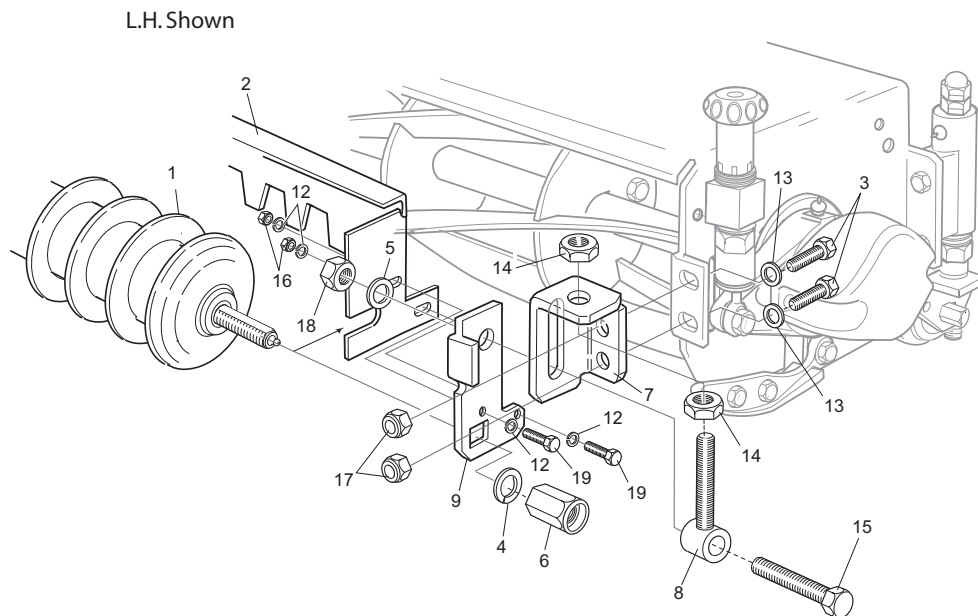
ITEM NO.	DESCRIPTION	PART NO.	QTY		ITEM NOTE
			200mm	254mm	
48	Nut - M10 Nyloc	ZNN1J000U	6	6	
49	Washer - M10	09479	8	8	
50	Mainframe - 200mm MK3	876033C	1	0	
50	Mainframe - 254mm MK3	884007C	0	1	
51	Nut - M6 Nyloc	09438	2	2	
52	Setscrew - M12 x 16	ZDH1L016U	2	2	
53	Pin - Bearing Adjuster	876069	2	2	
54	Bracket Guard LH	876052W	1	0	
54	Bracket Guard LH	884015W	0	1	
55	Screw M6 x 16 Hex	09362	2	2	
56	Bolt Carriage M10 x 35	09738	6	6	
57	Bracket Guard RH	876057W	1	0	
57	Bracket Guard RH	884016W	0	1	
58	Washer - M16 Spring	HY4200	4	0	
59	Nut - M12 Binx	ZNB1L000U	4	4	
60	Washer - Plain M12	ZWP1L000U	4	4	
61	Head Pivot Pin	65-05-120	1	0	
61	Head Pivot Pin MK3 10"	65-05-127	0	1	
62	Bush 30 x 34 x 20	876065	2	2	
63	Washer - M16 Plain	09491	4	0	
64	Bush 25 x 16 x 25	922500	2	0	
65	Bottom Blade Assy.	876060W	1	1	
66	Fixed Pivot Casting	922115W	1	0	
67	Setscrew M16 x 50	ZDH1P050U	2	0	
68	Setscrew - M16 x 30 Hex. Hd	09598	2	0	
69	Washer - M12 Plain	HY09485	2	2	
70	Decal - Warning Hands & Feet	40-13-010	1	1	
71	Bush Dia 6.3 x Dia 9.7 x 7	340154	2	2	
72	Spacer *	953900W	1	1	*on centre head only

ITEM NO.	DESCRIPTION	PART NO.	QTY	ITEM NOTE
----------	-------------	----------	-----	-----------

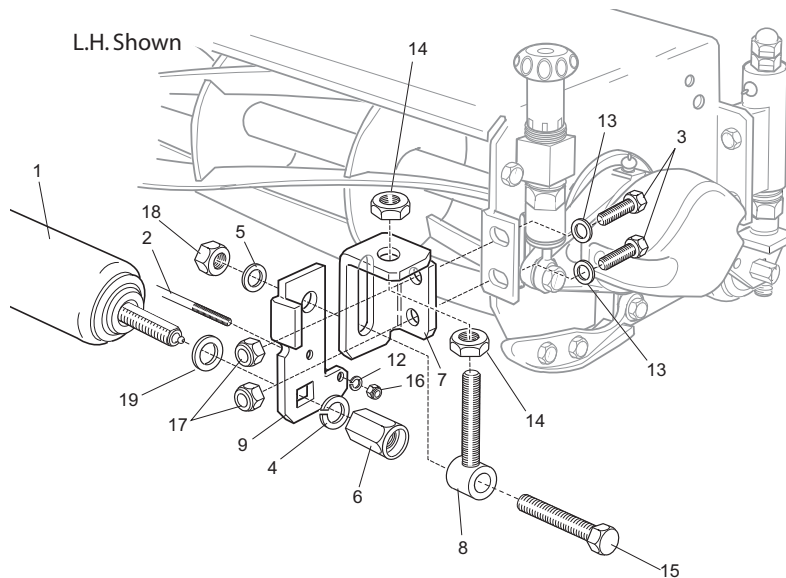
1	Motor - Cutterhead Anti-Clockwise	940602	3	
2	Motor - Cutterhead Clockwise	910696	2	not shown
3	Motor Guard	924420W	2	
4	Washer - Spring M10	09480	10	
5	Screw - Soc Hd Cap M10 x 40	09718	10	



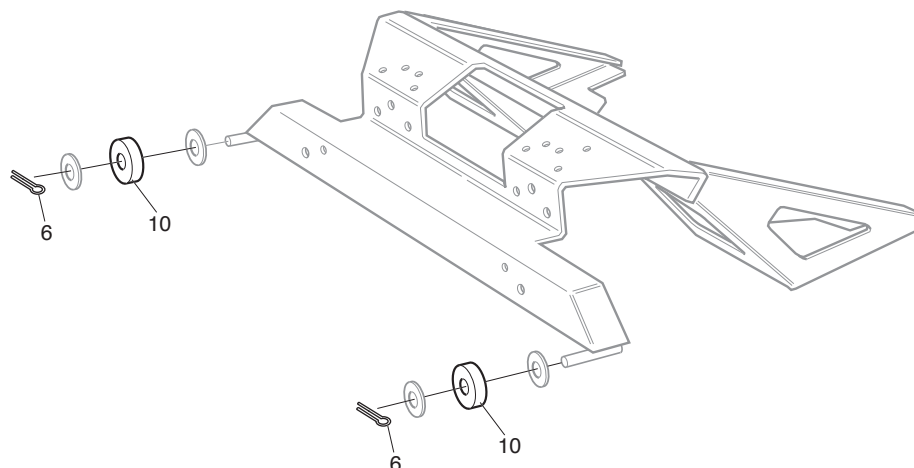
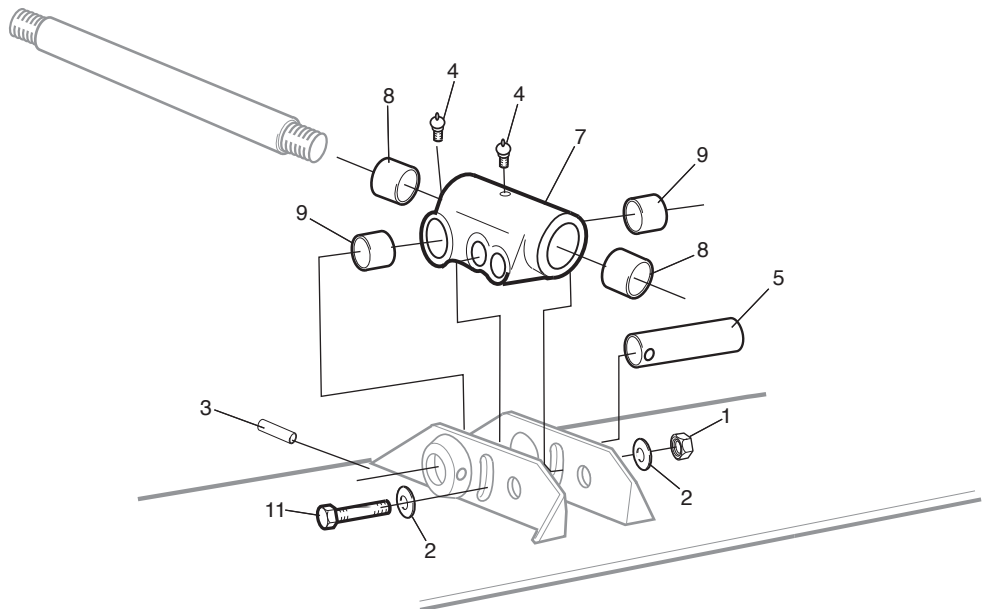
ITEM NO.	DESCRIPTION	PART NO.	QTY	ITEM NOTE
1	Roller Grooved	882002	1	
2	Scraper - Grooved Roller	882003W	1	
3	Setscrew - M10 x 25 Hex. Hd	09395	4	
4	Washer - M16 Spring	HY4200	2	
5	Washer - Plain M12	HY09485	2	
6	Nut - Roller	876062	2	
7	Bracket Front Roller L.H.	881013W	1	
8	Roller Adjuster W/A	881011	2	
9	Plate Roller Adjuster L.H.	881016W	1	
10	Bracket Front Roller R.H.	881014W	1	Not Shown
11	Plate Roller Adjuster R.H.	881015W	1	Not Shown
12	Washer - M6 Plain	09472	8	
13	Washer - M10 Plain Light	09479	4	
14	Nut - M12 Lock	ZNL1L000U	4	
15	Setscrew - M12 x 55	ZDH1L055U	2	
16	Nut - M6 Nyloc	09438	4	
17	Nut - M10 Nyloc	ZNN1J000U	4	
18	Nut - M12 Nyloc	ZNN1L000U	2	
19	Setscrew - M6 x 20	09363	4	Scraper bar Screw



ITEM NO.	DESCRIPTION	PART NO.	QTY	ITEM NOTE
1	Roller Smooth	876006	1	
2	Scraper Wire 30mm	63-07-072	1	
3	Setscrew - M10 x 25 Hex. Hd	09395	4	
4	Washer - Spring M16	HY4200	2	
5	Washer - Plain M12	09485	2	
6	Nut - Roller	876062	2	
7	Bracket - Front Roller L.H.	881013W	1	
8	Roller Adjuster W/A	881011	2	
9	Plate Roller Adjuster L.H.	881016W	1	
10	Bracket Front Roller R.H.	881014W	1	(Not Shown)
11	Plate Roller Adjuster R.H.	881015W	1	(Not Shown)
12	Bush Dia 6.3 x Dia 9.7 x 7	340154	1	
13	Washer - Plain M10	09479	4	
14	Nut - M12 Lock	ZNL1L000U	4	
15	Setscrew - M12 x 55	ZDH1L055U	2	
16	Nut - M6 Nyloc	09438	1	
17	Nut - M10 Nyloc	ZNN1J000U	6	
18	Nut - M12 Nyloc	ZNN1L000U	2	
19	Washer - M16	09491	2	

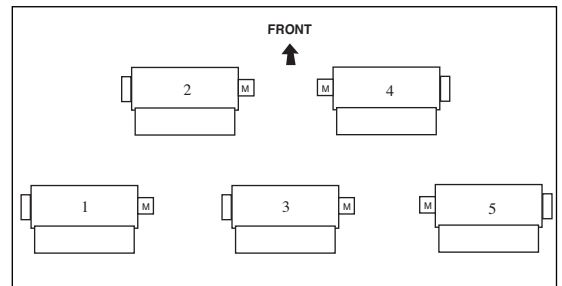
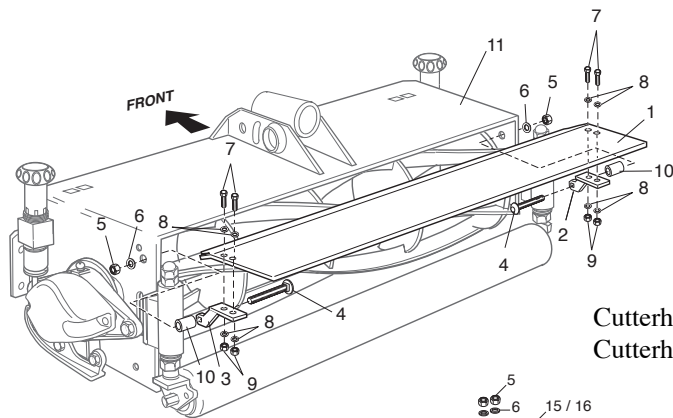


ITEM NO.	DESCRIPTION	PART NO.	QTY	ITEM NOTE
1	NUT M16*2 NYL INS P TYPE	09456	5	
2	WASHER M16 PLAIN	09491	10	
3	PIN SPIROL Ø 8*50 MBK	10-11-014	5	
4	NIPPLE BSP 1/8" STRAIGHT"	10-11-017	10	
5	PIN Ø25*133	65-05-104	5	
6	PIN SPLIT Ø 3*30	70-11-005	2	
7	FLOAT PIVOT CASTING	876039W	5	
8	BUSH DX 30*34*20	876065	10	
9	BUSH DX 25*28*25	876066	10	
10	ROLLER Ø125 NYLON	924153	2	
11	BOLT M16*120	ZBH1P120U	5	
12	WING 8" HEAD STOP RH W/A	953224W	1	NOT SHOWN
13	WING 8" HEAD STOP LH W/A	953225W	1	NOT SHOWN

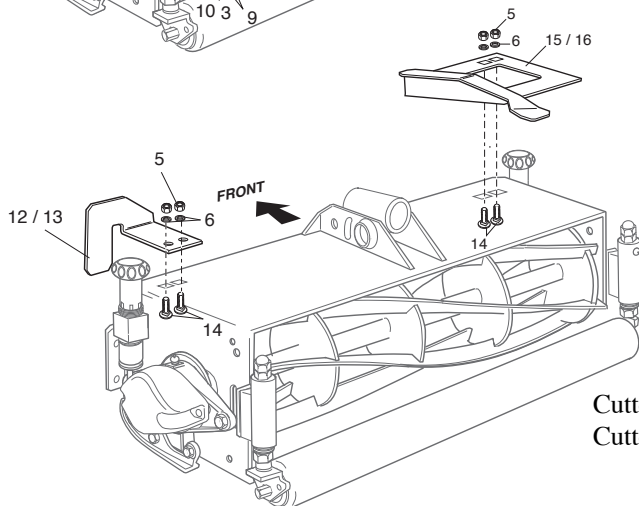


**PARTS LIST - MK3 CUTTERHEAD FIXINGS**

ITEM NO.	DESCRIPTION	PART NO.	QTY	ITEM NOTE
1	Deflector - Rear Grass	876040W	5	
2	Bracket - Deflector LH	876041	5	
3	Bracket - Deflector RH	876042	5	
4	Bolt - Carriage - M10 x 55	ZBK1J055U	10	
5	Nut - Nyloc Hex. M10	ZNN1J000U	18	
6	Washer - Plain M10	09479	18	
7	Screw - M5 x 16	ZDH1E016U	20	
8	Washer - Plain M5	09470	20	
9	Nut - Nyloc Hex. M5	09430	20	
10	Spacer - Deflector	876049	10	
11	MK3 Cutterhead Assys	-	3	
11	200mm 4 Blade	Code 620A	-	
11	200mm 6 Blade	Code 621A	-	
11	200mm 8 Blade	Code 622A	-	
11	200mm 10 Blade	Code 623A	-	
11	254mm 4 Blade	Code 624A	-	
11	254mm 6 Blade	Code 625A	-	
12	Guard - L.H. Height of Cut	876086W	1	Cutterhead 1 only
13	Guard - R.H. Height of Cut	876087W	1	Cutterhead 5 only
14	Bolt - Carriage M10 x 25	15-11-003	8	
15	Wing Head Stop LH W/A	953205W	1	Cutterhead 1 only Fixed
16	Wing Head Stop RH W/A	953180W	1	Cutterhead 5 only Fixed



Cutterheads 1, 2 & 3 as shown,  
Cutterheads 4 & 5 opposite hand.



Cutterhead 1 as shown.  
Cutterhead 5 opposite hand.

***PARTS REQUIREMENTS******5.1 - 5.3*****Recommended Spare Parts Stock*****5.2 - 5.3***

PART NO.	DESCRIPTION	For 1 machine	For 5 machines	For 10 machines
111-5015	Engine Air Filter	1	4	7
111-5016	Engine Air Safety Filter	1	4	7
17321-32430	Engine Oil Filter	1	4	7
15221-43170	Engine Fuel Filter	1	3	6
924709	Pressure Filter	1	4	7
924692	Return Filter	1	4	7
950608	Suction Strainer	1	2	4
70-09-015	Battery 065	0	1	1
950926	Fuse 60A	1	2	2
70-09-026	Fuse 10A	2	5	8
70-09-024	Fuse 3A	2	5	8
111-0336	Relay 30A C/O	0	1	2
953819	Seat Switch	0	1	2
994860	Switch - Diff Lock	1	1	2
111-0143	Switch - Neutral Assy	1	1	2
74-01-274	Wheel Assy Front	0	1	2
74-07-027	Tyre Front	0	0	2
74-07-012	Inner Tube Front	1	2	3
924050	Wheel Assy Rear	0	1	2
924803	Tyre Rear	0	0	2
72-07-068	Inner tube Rear	1	2	3
HY910807	Filler Beather Gauge	0	1	1
70-05-031	Bush 35 x 30 x 25	2	2	4
65-07-051	Bush 34 x 30 x 20	2	2	4
25-07-007	Bush 30 x 25 x 50	4	6	8
74-07-028	Bush 28 x 25 x 20	4	6	8
74-07-008	Bush 28 x 25 Flanged	1	1	2
876066	Bush 28 x 25 x 25	6	10	10
767818	Bush 28x25	2	4	6
953505	Bush 28x28	4	8	8
111-0420	Cable - Control Transmiision	1	2	4
910815	Cable - Throttle	0	1	1
953601	Diverter Valve	0	2	4
<b>Seal Kits</b>				
950709	Triple Pump	0	1	1
950621	Front Wheel Motor	0	1	1
950621	Rear Wheel Motor	0	1	1
910704	Cutter Motor	1	2	4
50-06-013	lift Cylinder	0	1	1
70-06-090	Steering Cylinder	0	1	1

PART NO.	DESCRIPTION	For 1 machine	For 5 machines	For 10 machines
876008	Bottom Blade 13mm 8 Hole	5	10	20
09740	Soc C'Sunk Hd M10 x 25	40	80	160
ZNB1J000U	Binx Hex Nut	40	80	160
876006	Smooth Roller 76 Dia	0	5	5
876019W	Skid (200mm Head)	0	5	10
884024W	Skid (250mm Head)	0	5	10
63-07-036	Bearing 6205.J.C.3	4	10	20
40-07-017	Circlip Ext Dia 25mm	2	5	10
63-07-008	Circlip INT Dia 52mm	4	10	20
63-07-038	Oil Seal Single Lip 30 x 52 x 10	4	10	20
876032	O Ring Dia 2.987"	2	6	10
10-11-017	Nipple BSP 1/8" Straight	1	2	4
63-07-072	Scraper Wire 30mm	0	2	4
876065	Bush 30 x 34 x 20	2	6	10
922500	Bush 25 x 16 x 25	2	6	10
910696	Hyd Motor Clockwise	0	1	3
940602	Hyd Motor Anti-Clockwise	0	1	3
65-05-120	Head Pivot Pin (200mm Head)	1	3	5
65-05-127	Head Pivot Pin (254mm Head)	1	3	5
876100	4 Blade Cylinder - 200 diameter	0	1	2
877020	6 Blade Cylinder - 200 diameter	0	1	2
878020	8 Blade Cylinder - 200 diameter	0	1	2
879020	10 Blade Cylinder - 200 diameter	0	1	2
883025	4 Blade Cylinder - 254 diameter	0	1	2
884031	6 Blade Cylinder - 254 diameter	0	1	2

