


1963

# TORO®

## REFERENCE DRAWING AND PARTS LIST



### 18" SPORTLAWN

MODEL NO. 10013-101 & UP

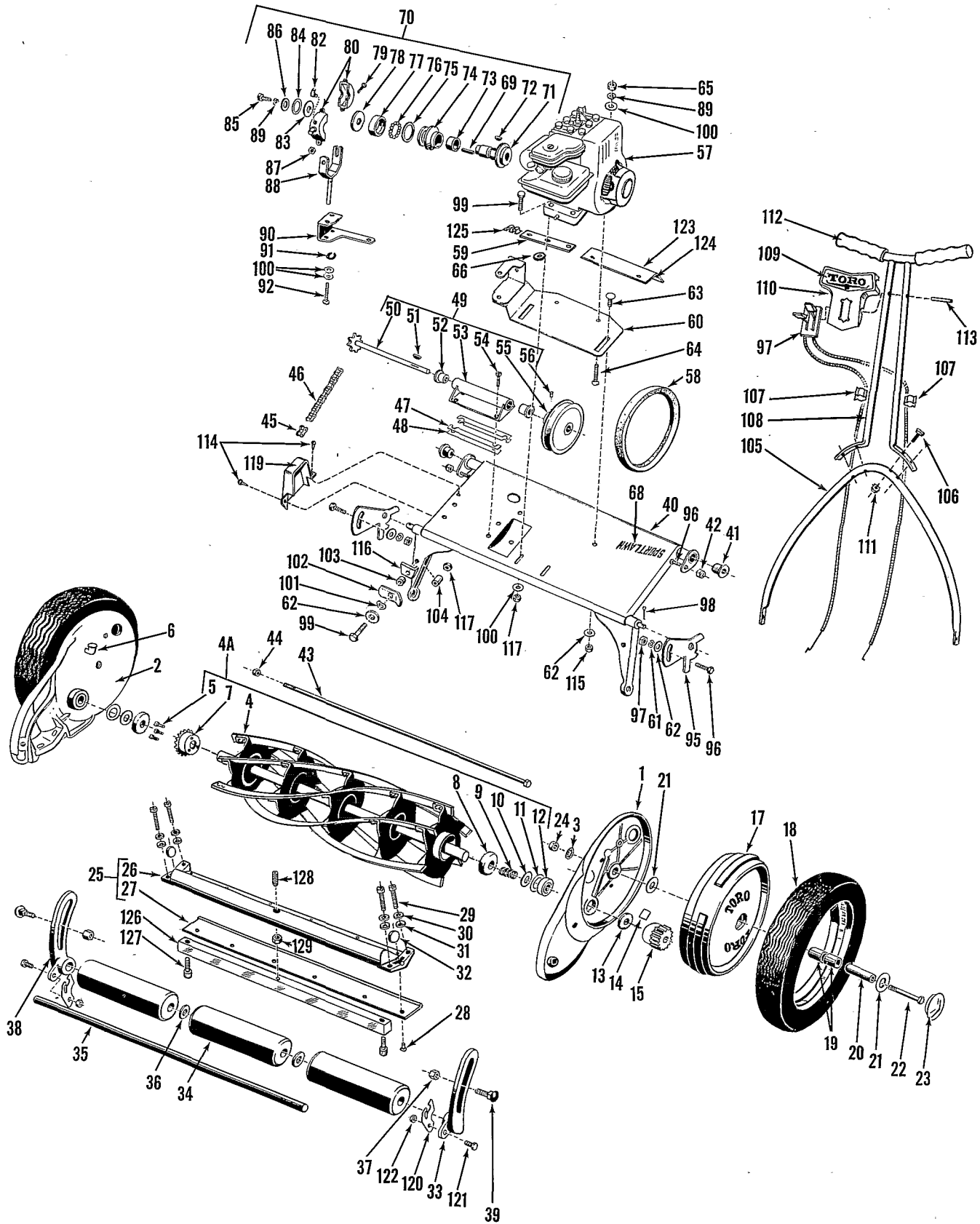
### 21" SPORTLAWN

MODEL NO. 10313-101 & UP

BOOK NO. 111

Price 25 cents

# 18" and 21" MOWER DRAWING



Drawing No. 111-2

# 18" and 21" MOWER PARTS LIST

Ref. No.	Part No.	Description	No. Used	
			18"	21"
1	PDK-166	Side Plate Assy., Right consisting of Side Plate & Outer Bearing Race	1	1
2	PDK-12	Side Plate Assy., Left consisting of Side Plate & Outer Bearing Race	1	1
3	3255-16	Lockwasher	2	2
4A	2-2359	Reel Assy., consisting of Blades, Spiders, Shaft, Brg. Cover, Sprocket, Thrust Washers, Dust Seals, Take-up Spring, Inner Brg. Races, Felt Washers & Steel Balls	1	
4A	2-6189	Reel Assy., consisting of Blades, Spiders, Shaft, Brg. Cover, Sprocket, Thrust Washers, Dust Seals, Take-up Spring, Inner Brg. Races, Felt Washers & Steel Balls		1
4	3-4140	Reel Assembly, 6-Blade	1	
4	3-7660	Reel Assembly, 6-Blade		1
5	32140-6	Screw	3	3
6	301-2	Oiler	2	2
7	PD75A	Reel Sprocket	1	
7	3-3065	Reel Sprocket		1
8	D-225	Felt Washer, Inner	2	2
9	D-26	Spring, Bearing Take-up	1	
9	3-3081	Spring, Bearing Take-up		1
10	D-333	Thrust Washer	2	2
11	D-334	Seal	2	2
12	251-30	Bearing, Reel	2	2
13	YM-104	Felt Washer, Outer	2	2
14	2-3620	Dog, Ratchet	2	2
15	2-2209	Pinion Kit, consisting of Right and Left Pinions and Dogs	1	1
17	PDK-240	Wheel Assembly with Bushings (4) Ref. 19	2	2
18	4-2580	Tire	2	2
19	256-32	Bushing, Wheel	4	4
20	H-104	Spindle, Wheel	2	2
21	D-342	Washer, Wheel Spindle	4	4
22	D-343	Bolt, Wheel Spindle	2	2
23	3-4007	Plug Button	2	2
24	3220-4	Nut	2	2
25	PDK115B	Bed Knife & Bed Bar Assy.		1
*	PDK13A	Bed Knife & Bed Bar Assy.	1	
26	PD-315B	Bed Bar	1	
26	PD-415D	Bed Bar		1
27	PD-316	Bed Knife	1	
27	PD-416	Bed Knife		1
28	3290-46	Rivet, Bed Knife	6	7
29	PD-7	Adjusting Screw	4	4
30	D-219	Washer, Upper Spherical	4	4
31	D-218	Washer, Lower Spherical	4	4
32	D-219	Pivot, Bed Bar	2	2
*	2-3969	Roller Bracket Set, Refs. 33 and 38	1	1
33	3-3848	Roller Bracket, Right	1	1
34	PD-398	Roller Section	3	3

\* Not Illustrated

Ref. No.	Part No.	Description	No. Used	
			18"	21"
34	PD-498	Roller Section	3	3
35	PD-399	Roller Shaft	1	
35	PD-499	Roller Shaft		1
36	3256-6	Washer	2	2
37	PD-9	Nut	2	2
38	3-3847	Roller Bracket, Left	1	1
39	3230-6	Bolt	2	2
40	PD-302E	Motor Platform	1	
40	PD-402D	Motor Platform		1
41	3-4327	Spacer Tube End	2	2
42	3296-4	Nut	2	2
43	PD-312	Tie Rod	1	
43	PD-412	Tie Rod		1
44	32146-6	Nut	1	1
45	2710-21	Link, Connecting	1	1
46	PD-369	Chain, Drive	1	1
47	PD-327-1	Shim	2	
48	PD-327-2	Shim	2	
48	PD-427	Shim		6
49	PDK-22	Countershaft Assembly	1	
49	PDK-122	Countershaft Assembly		1
50	PD-368	Countershaft & Sprocket	1	
50	PD-468	Countershaft & Sprocket		1
51	3257-5	Key	1	1
52	256-34	Bushing	2	2
53	PDK-23	Countershaft Housing	1	
53	PDK-123	Countershaft Housing		1
54	32113-18	Screw	4	4
55	PD-364	Pulley	1	1
56	3245-1	Set Screw	2	2
57	221-90	Engine, B & S #61102	1	1
58	271-17	V-Belt	1	1
59	3-4064	Shim	1	1
60	3-5780	Clutch Mounting Plate	1	1
61	3253-4	Lockwasher	2	2
62	3256-23	Washer	8	8
63	3230-1	Bolt	2	2
64	3289-10	Screw	2	2
65	3219-1	Nut	2	2
66	3290-222	Clip	1	1
68	3-5652	Decal	1	1
69	PD-419	Key, Square	1	1
70	2-3029	Clutch Assembly	1	1
71	PD-446A	Clutch Body Assembly	1	1
72	3257-1	Key	1	1
73	PD-350A	Idle Bushing	1	1
74	PD-349	Sliding Flange	1	1
75	PD-352	Thrust Washer	1	1
76	255-5	Steel Ball	18	18
77	PD-351	Shift Collar	1	1
78	PD-354	Washer, Slip Ring	1	1
79	3250-4	Screw	2	2
80	2-3049	Slip Ring Kit	1	1
82	PD-502	Oil Cup	1	1
83	PD-353	Check Washer	1	1
84	32120-14	Snap Ring	1	1
85	329-4	Screw	1	1
86	4-8620	Washer	1	1
87	3296-1	Nut	2	2
88	3-5360	Shift Fork Assembly	1	1
89	3253-3	Lockwasher	2	2
90	3-4028	Bracket, Shift Fork	1	1

(Continued Next Page)

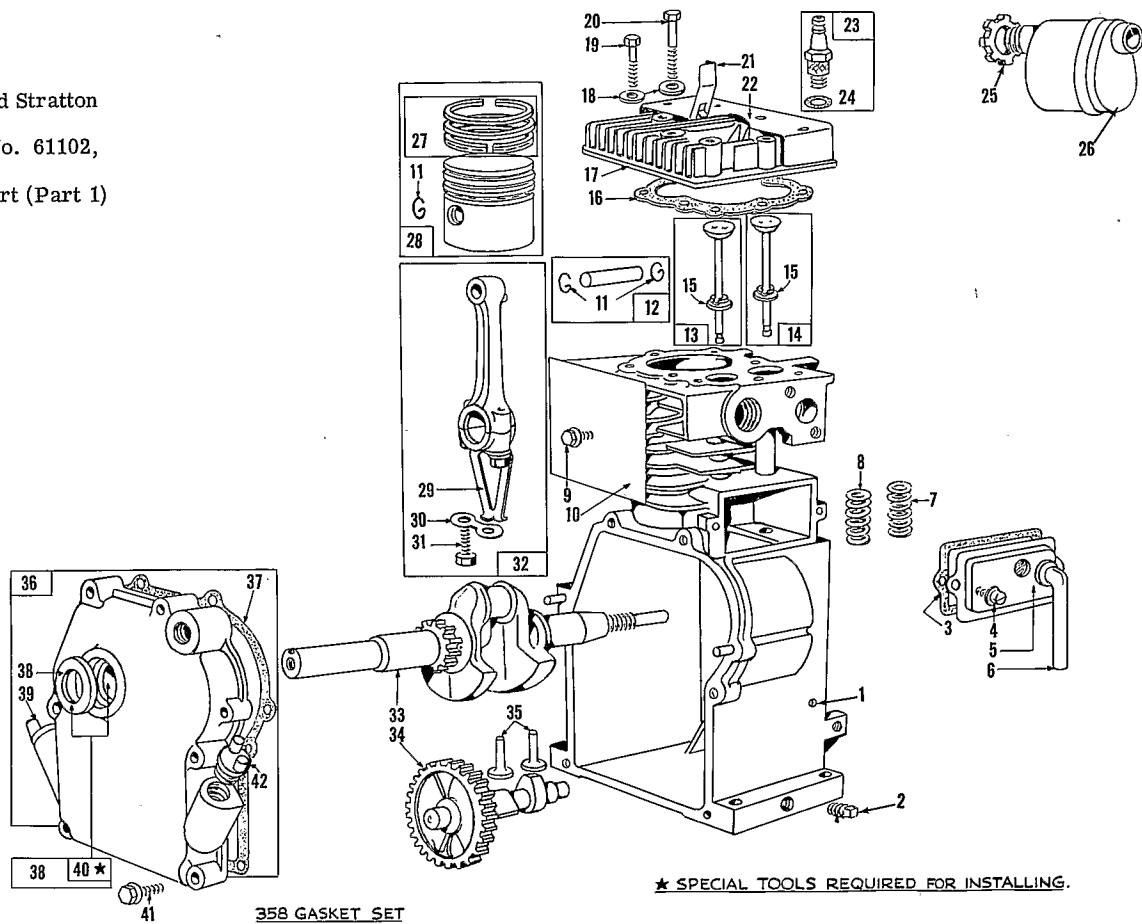
# 18" and 21" MOWER PARTS LIST - Continued

Ref. No.	Part No.	Description	No. Used	
			18"	21"
91	32120-35	Snap Ring	2	2
92	3-4031	Pivot Shaft	1	1
95	PD-17	Bracket, Handle Stop	2	2
96	3210-3	Screw	4	4
97	3-8370	Control Assy. Clutch & Throttle	1	1
98	3272-11	Cotter Pin	2	2
99	3210-15	Screw	4	4
100	3256-2	Washer	4	4
101	3290-213	Spring Washer	2	2
102	PD-19	Lever, Handle Stop	2	2
103	PD-503	Spacer	2	2
104	PD-31A	Spacer	2	2
105	3-5597	Lower Handle	1	
105	3-5598	Lower Handle		1
106	3-2654	Special Bolt	4	4
107	218-75	Clip	2	2
108	3-8340	Upper Handle W. A.	1	1
109	3-5707	Decal, Handle	1	1
110	3-5595	Cover Plate	1	1

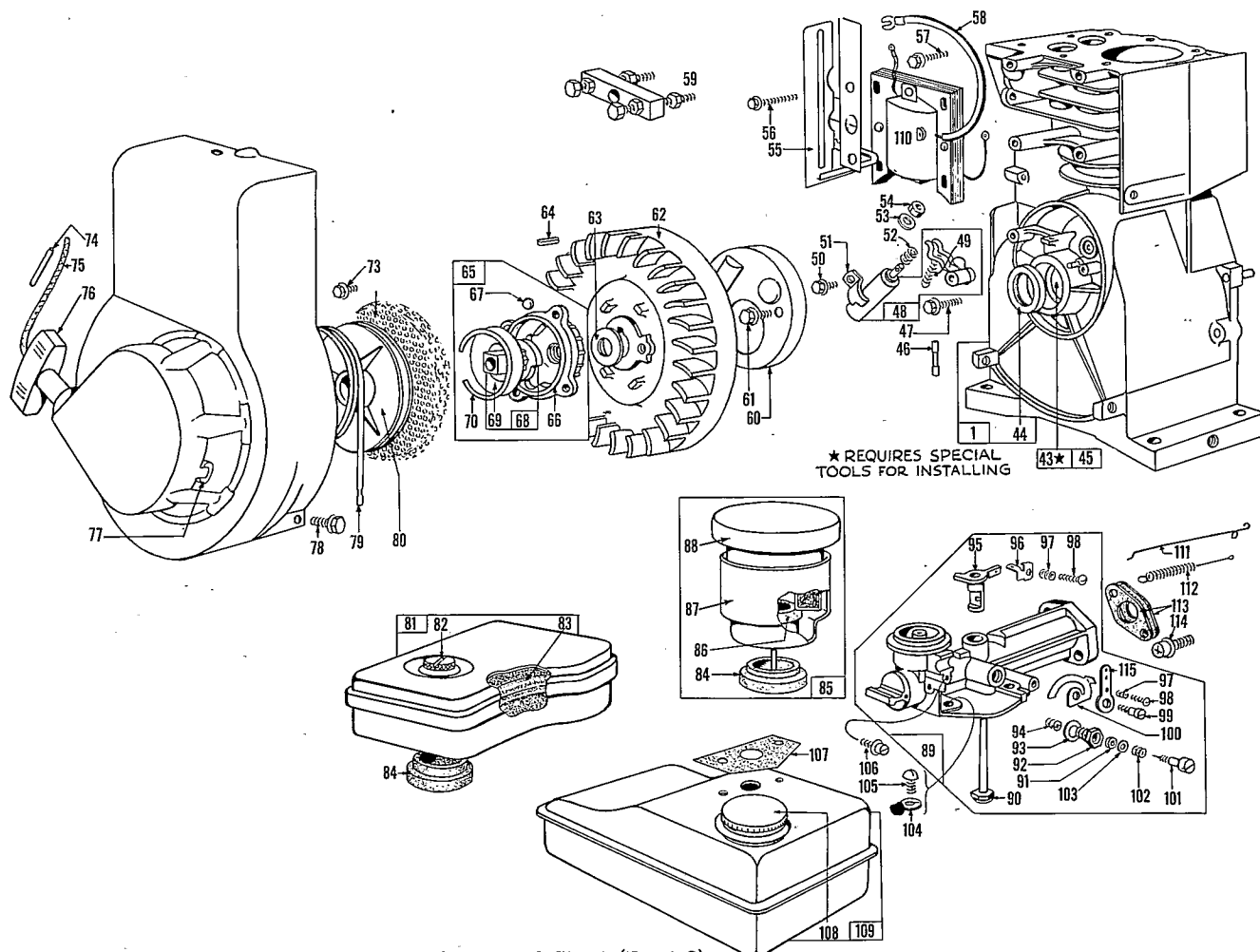
Ref. No.	Part No.	Description	No. Used	
			18"	21"
111	32149-2	Nut, Keps	4	4
112	3-5604	Handle Grip	2	2
113	32121-10	Roll Pin	1	1
114	32140-32	Screws, Self Tap	2	2
115	32146-5	Nut	2	2
116	PD-35-1	Clip, Left	1	1
*	PD-35-2	Clip, Right	1	1
*	225-2	Spark Plug	1	1
117	32146-4	Nut	4	4
119	3-5593	Guard, Chain	1	1
120	3-3856	Grasscatcher Hook	2	2
121	329-3	Screw	2	2
122	32146-1	Nut	2	2
123	3-5601	Decal	1	1
124	3-5602	Nameplate	1	1
125	3290-222	Clip, Tinnerman	1	1
126	PD-418	Adjusting Bar		1
127	3274-9	Screw		2
128	3245-9	Set Screw		1
129	3296-16	Nut		1

\* Not Illustrated

Briggs and Stratton  
Engine, No. 61102,  
Recoil Start (Part 1)



Drawing No. 111-4



Briggs and Stratton Engine, No. 61102, Recoil Start (Part 2)

Drawing No. 111-5

## ENGINE PARTS LIST

Ref. No.	Part No.	Description	No. Used
1	295460	Cylinder Assy. Used on Model 61100 Series engines after Serial No. 5810030	1
	295469	Cylinder Assy. Used on Model 61100 Series engines before Serial No. 5810060	1
2	91249	Pipe Plug $\frac{1}{4}$ " std.	1
3	27549	Gasket, Valve Cover	1
††4	92870	Screw, Sems	2
5	294178	Breather, Valve Chamber	1
6	66638	Tube, Breather	1
7	260552	Spring, Intake Valve	1
8	26478	Spring, Exhaust Valve	1
9	93042	Screw, Cyl. Shield	1
10	220478	Shield, Cylinder	1
11	26026	Lock, Piston Pin	2
12	291925	Pin Assy., Std.	1
13	296676	Valve, Exhaust	1
14	296677	Valve, Intake (Used after Serial No. 5810030)	1

Ref. No.	Part No.	Description	No. Used
		Note: No. 23386 Valve Intake used on engines before Serial No. 5810060	
15	93312	Retainer, Valve Spring	2
		Note: 23184 Retainer-Valve Spring	2
		No. 23187 Pin-Valve Spring Retainer used with valves with hole in stem	2
†16	27670	Gasket, Cyl. Head (Used after Serial No. 5810030)	1
		Note: No. 27548 Gasket used on engines before Serial No. 5810060	
17	210475	Head, Cylinder (Used after Serial No. 5810030)	1
		Note: No. 210209 Head is used on engines before Serial No. 5810060	
18	22963	Washer, Plain	8
19	91386	Screw, Cyl. Head 2" Lg.	5

††Included in Gasket Sets No's. 294244 and 293525

†Included in Gasket Set No. 294244

# PARTS LIST (Cont'd)

Ref. No.	Part No.	Description	No. Used
20	92674	Screw, Cyl. Head -2-3/8" Lg	3
21	220884	Switch, Stop	1
22	220581	Cover, Cyl. Head	1
23	29693	Spark Plug w/gasket	1
24	29806	Gasket, Spark Plug	1
25	220859	Locknut, Muffler	1
26	294441	Muffler, Exhaust	1
27	295657	Ring Set, Standard Piston Used on Model 61100 Series after Serial No. 5810030, consists of No. 210796 Ring, Piston, Compression, Top, Std. No. 210797 Ring, Piston Compression, Ctr., Std. No. 295661 Ring, Oil (w/expander) Std. Note: No. 295649 Ring Set-Standard Piston Used on Model 61100 Series before Serial No. 5810060, consists of: No. 210788 Ring, Piston, Compression, Top, Std. No. 210789 Ring, Piston Compression, Ctr., Std. No. 295653 Ring, Oil (w/expander) Std.	1
	295658	Ring Set-.010" O.S. Piston Used on Model 61100 Series after Serial No. 5810030, Consists of: No. 210799 Ring, Piston Compression, Top, .010" O.S. No. 210798 Ring, Piston Compression, Ctr., .010" O.S. No. 295662 Ring, Oil (w/expander) .010" O.S. Note: No. 295650 Ring Set .010" O.S. Piston Used on Model 61100 Series before Serial No. 5810060, consists of: No. 210790 Ring, Piston Compression, Top, .010" O.S. No. 210791 Ring, Piston Compression, Ctr., .010" O.S. No. 295654 Ring, Oil (w/expander) .010" O.S.	1
	295659	Ring Set-.020" O.S. Piston Used on Model 61100 Series after Serial No. 5810030, consists of: No. 210801 Ring, Piston, Compression, Top, .020" O.S. No. 210800 Ring, Piston, Compression, Ctr., .020" O.S. No. 295663 Ring, Oil	1

Ref. No.	Part No.	Description	No. Used
		(w/expander) .020" O.S. Note: No. 295651 Ring Set-.020" O.S. Used on Model 61100 Series be- fore Serial No. 5810060, consists of: No. 210792 Ring, Piston Compression, Top,.020" O.S. No. 210793 Ring, Piston, Compression, Ctr., .020" O.S. No. 295655 Ring,Oil w/expander) .020" O.S.	1
	295660	Ring Set-.030" O.S. Piston Used on Model 61100 Series after Serial No. 5810030, consists of: No. 210803 Ring, Piston, Compr'n Top, .030" O.S. No. 210802 Ring, Piston Compression, Ctr., .030" O.S. No. 295664 Ring, Oil (w/expander) .030" O.S. Note: No. 295652 Ring Set-.030" O.S. Used on Model 61100 Series before Serial No. 5810060, consists of: No. 210794 Ring, Piston, Compression, Top, .030" O.S. No. 210795 Ring, Piston, Compression, Ctr., .030" O.S. No. 295656 Ring, Oil (w/expander) .030" O.S.	1
28	295455	Piston Assy., .010" O.S. No. 295455 Piston Assy. Std. (for 2-3/8" Bore) Used on Model 61100 Series after Serial No. 5810030	1
	295479	Piston Assy. Std. (for 2-5/16" Bore) Used on Model 61100 Series before Serial No. 5810060	1
	295456	Piston Assy., -.010" O.S. (for 2-3/8" Bore) Used on Model 61100 Series after Serial No. 5810030	1
	295480	Piston Assy., .010" O.S. (for 2-5/16" Bore) Used on Model 61100 Series before Serial No. 5810060	1
	295457	Piston Assy. -.020" O.S. (for 2-3/8" Bore) Used on Model 61100 Series after Serial No. 5810030	1

Engine part numbers are listed for identification purposes only.  
See your local Briggs and Stratton dealer for purchase of parts.

# PARTS LIST (Cont'd)

Ref. No.	Part No.	Description	No. Used
	295481	Piston Assy., .020" O.S. (for 2-5/16" Bore) Used on Model 61100 Series before Serial No. 5810060	1
	295458	Piston Assy. -.030" O.S. (for 2-3/8" Bore) Used on Model 61100 Series after Serial No. 5810030	1
	295482	Piston Assy., .030" O.S. (for 2-5/16" Bore) Used on Model 61100 Series before Serial No. 5810060	1
29	220459	Dipper, Connecting Rod	1
30	220460	Lock Conn. Rod Screw	1
31	92296	Screw, Conn. Rod	2
32	294300	Connecting Rod, Assy. (including Ref. No. 's 29/30 & 31)	1
33	260228	Crankshaft	1
34	210453	Gear, Cam	1
35	230173	Tappet, Valve	2
36	294305	Cover, Assy. - Crankcase	1
††37	27586	Gasket, Crankcase .015" Thick, Std.	1
††37	27617	Gasket, Crankcase .005" Thk.	1
††37	27618	Gasket, Crankcase .009" Thk.	1
38	89660	Seal, Oil w/Ref. No. 40	1
39	66768	Plug-Oil Filler	1
★40	293708	Bushing, Crankcase Cover	1
41	93032	Screw, Crankcase Cover, Sems	6
42	66768	Plug, Oil Filler	1
43	293708	Bushing, Cyl.	1
44	89960	Seal, Oil	1
45	89960	Seal, Oil w/Ref. 43	1
46	65704	Plunger, Breaker Point	1
47	93117	Screw, Breaker Arm Sems	1
48	294628	Breaker Points and Condenser Set w/Ref. Nos. 49	1
49	26018	Spring, Breaker Arm	1
50	93042	Screw, Sem	1
51	220477	Clamp, Condenser	1
52	260374	Spring, Connector (Con- denser Post)	1
53	92813	Shakeproof Lockwasher	1
54	92987	Nut, Cond. Terminal	1
55	294298	Blade, Governor	1
56	92984	Screw, Sems	3
57	93117	Screw, Sems	1
58	292149	Cable, Ignition	1
59	19069	Puller, Flywheel (Optional Accessory)	1
60	220366	Cover, Condenser	1
61	93014	Screw, Sem, Dust Cover	2
62	295936	Flywheel Assy.	1
63	220865	Washer, Spring	1
64	61760	Key, Flywheel	1
65	296468	Clutch Assy., Rewind Starter	1
66	210400	Housing, Starter Clutch	1
67	63770	Ball, Clutch	4

†† Included in Gasket Set No. 294244 for 293525

† Included in Gasket Set No. 293525

\*Not Illustrated

Ref. No.	Part No.	Description	No. Used
68	296597	Ratchet, Rewind Starter	1
69	221301	Washer, Clutch Retainer Used with Square Shank Ratchet Note: No. 220575 Washer-Clutch Retainer Used with 7 point shank ratchet	1
70	26032	Spring, Clutch Retainer	1
71	93042	Screw, Sem	4
72	220648	Screen, Starter Pulley	1
73	294260	Housing, Blower (Rewind Str.)	1
74	230228	Pin, Starter Grip	1
75	63384	Rope, Starter (47-1/8" Long)	1
76	66728	Grip, Starter Rope	1
77	66528	Bumper, Starter Pulley	2
78	93158	Screw, Sem-Blower Hsg.	3
79	294303	Spring, Rewind Starter	1
80	294088	Pulley, Rewind Starter	1
■81	296767	Air Cleaner Assembly	1
■82	93322	Screw, Air Cleaner	1
■83	27987	Element, Air Cleaner	1
■††84	27660	Gasket, Air Cleaner	1
85	294870	Air Cleaner Assy. w/Mtg. Stud	1
86	27795	Gasket, Air Cleaner	1
87	293991	Bowl, Air Cleaner	1
88	294861	Cover and Filter w/Stud	1
89	295281	Carburetor Assy (Manual Choke)	1
90	296476	Pipe, Fuel (Used to replace Plastic pipes)	1
90	293700	Pipe, Fuel (Used to replace Brass pipes)	1
91	65978	Packing, Needle Valve	1
92	23431	Nut, Needle Valve	1
93	65787	Gasket, Needle Valve	1
94	23432	Seat, Needle Valve	1
95	210721	Throttle, Carburetor	1
96	220105	Connector, Governor Link	1
97	260575	Spring, Speed & Throttle Adj.	2
98	92634	Screw, 5-40 x 5/8" R.H.	2
99	230030	Screw, Carb. Cam & Lever	1
100	220107	Cam, Speed Adjuster	1
101	23433	Valve, Needle	1
102	26336	Spring, Needle Valve	1
103	22235	Washer, Needle Valve	1
104	92290	Lockwasher #10 x 1/16" x 3/64"	2
105	93124	Screw, Fuel Tank Mtg.	2
106	93263	Screw, 10-32 x 3/8" Fill. Hd.	1
††107	27404	Gasket, Fuel Tank Mtg.	1
108	69221	Cap, Fuel Tank	1
109	291834	Fuel Tank Assembly	1
110	291617	Armature, Magneto	1
111	260155	Link, Governor	1
112	260041	Spring, Governor	1
††113	27355	Gasket, Intake Elbow	1
114	93329	Screw, Sem-Carb. Mtg.	4
115	220949	Lever, Speed Adj.	1
*	294244	Gasket Set (used on engines after Serial No. 5810030	1
*	293525	Gasket Set (used on engines before Serial No. 5810060	1

★ Special tools required for installing

■ Optional equipment



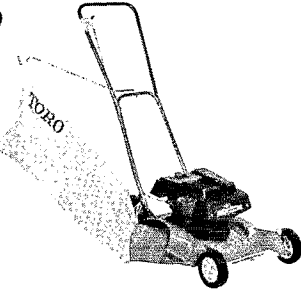
# TORO POWER MOWERS

Toro power mowers and Power Handle implements are designed and built to give years of precision performance . . . to make them "the best you can buy." And there's over 40 years of manufacturing experience to back them up. One of Toro's most important objectives — and one which has


helped make Toro the world's largest manufacturer of power mowers — is to provide the customer with complete local service and parts. This Toro has done through an extensive chain of service dealers, factory-trained to give you the most careful, competent care for your Toro work-saver.




19" WHIRLWIND




21" HAND PROPELLED WHIRLWIND




21" SELF-PROPELLED WHIRLWIND




21" SPORTLAWN




25" PARKLAWN




RED RIDER




31" GRASSKING




30" PARKLAWN




76" PROFESSIONAL




21" HEVI-DUTY WHIRLWIND



25" HEVI-DUTY WHIRLWIND



32" SELF-PROPELLED WHIRLWIND



7 UNIT HYDRAULIC PARKMASTER

Reel Mower or Rotary Mower . . . Self Propelled or Riding Mower . . . Whatever your preference in Power Mowers, Toro makes a model to fit your needs. Choose from Toro's complete line of fine mowing equipment.

Toro has a mower that's just right for you. And Toro Mowers are the best you can buy!

TORO MANUFACTURING CORPORATION - Minneapolis 20, Minnesota, U.S.A.

LITHO IN U. S. A.

**TORO** Builds the right Power Mower for every need!