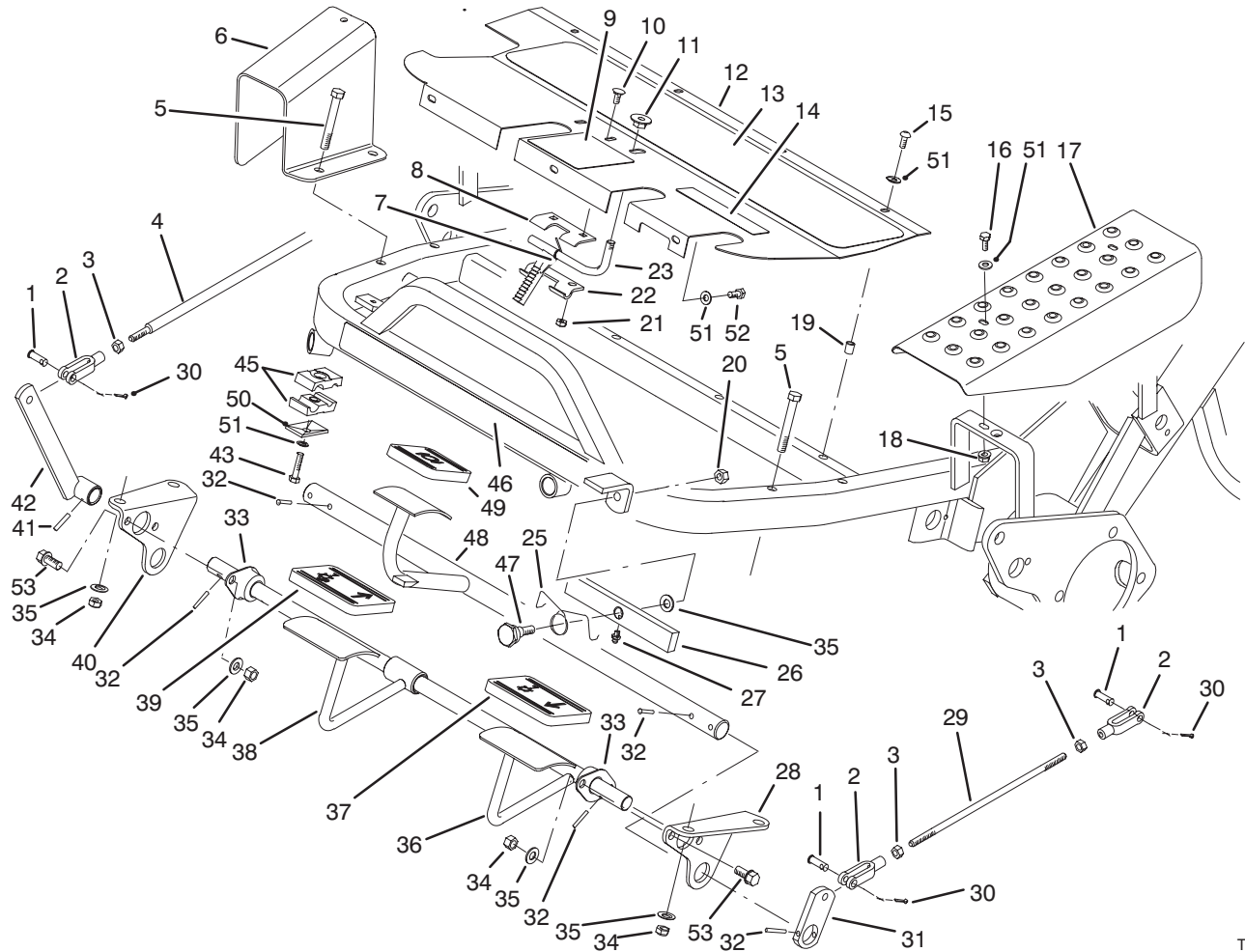




MODEL NO. 04354-60001 & UP

PARTS
CATALOG

GREENMASTER 3100-3WD TRACTION UNIT



T-1285B

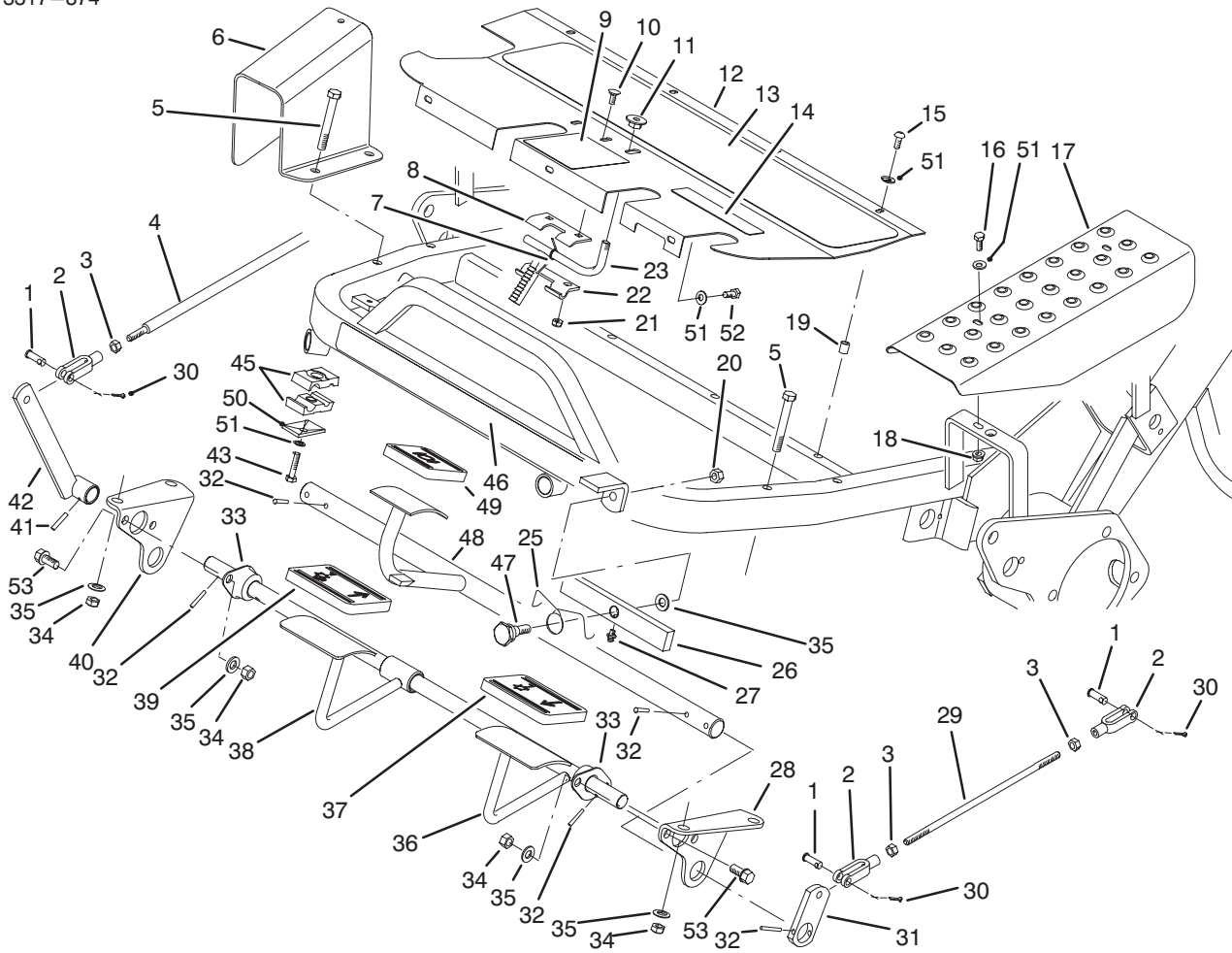
CONTROL PEDAL ASSEMBLY

Ref. No.	Part No.	Description	No. Used	Ref. No.	Part No.	Description	No. Used
1	283-61	Pin - Clevis	5	17	83-0200	Cover - L.H.	1
2	282-2	Clevis - Adjusting	5	18	32128-33	Nut - Flange Lock	2
3	3220-2	Nut - Jam	5	19	32148-6	Insert - Threaded	8
4	49-5430	Rod - Control	1	20	3296-39	Nut - Lock	1
5	323-13	Screw - Cap Hex. Hd.	4	21	3296-16	Nut - Lock	2
6	49-6110	Guard - Transfer Rod	1	22	10-7890	Hinge - Lower	1
7	10-8140	Spring - Torsion	1	23	10-7850	Latch - Parking Brake	1
8	10-7880	Hinge - Upper	1	25	83-0080	Spring - Torsion	1
†9	27-2830	Decal - Parking Brake	1	26	83-0060	Lift - Pivot	1
10	3229-22	Bolt - Carriage	2	27	302-5	Fitting - Grease	1
11	32141-111	Nut Flange Lock	1	28	88-9640	Lift Pivot Bracket L.H.	1
12	83-0640	Plate - Footrest	1	29	27-2270	Rod - Brake Adjusting	2
13	49-6120	Pad - Footrest	1	30	3272-6	Pin - Cotter	5
†14	93-8075	Decal - Mow/Lift	1	31	10-8100	Strap - Brake Shaft	2
15	3274-31	Screw - Hex. Socket Hd.	4	32	32121-35	Pin - Roll	8
16	321-4	Screw - Hex. Flange Hd.	2	33	27-2320	Bearing - Flange	2

†For different language versions of this part,
see International Parts Page.

© The TORO Company - 1995
All Rights Reserved

TPS



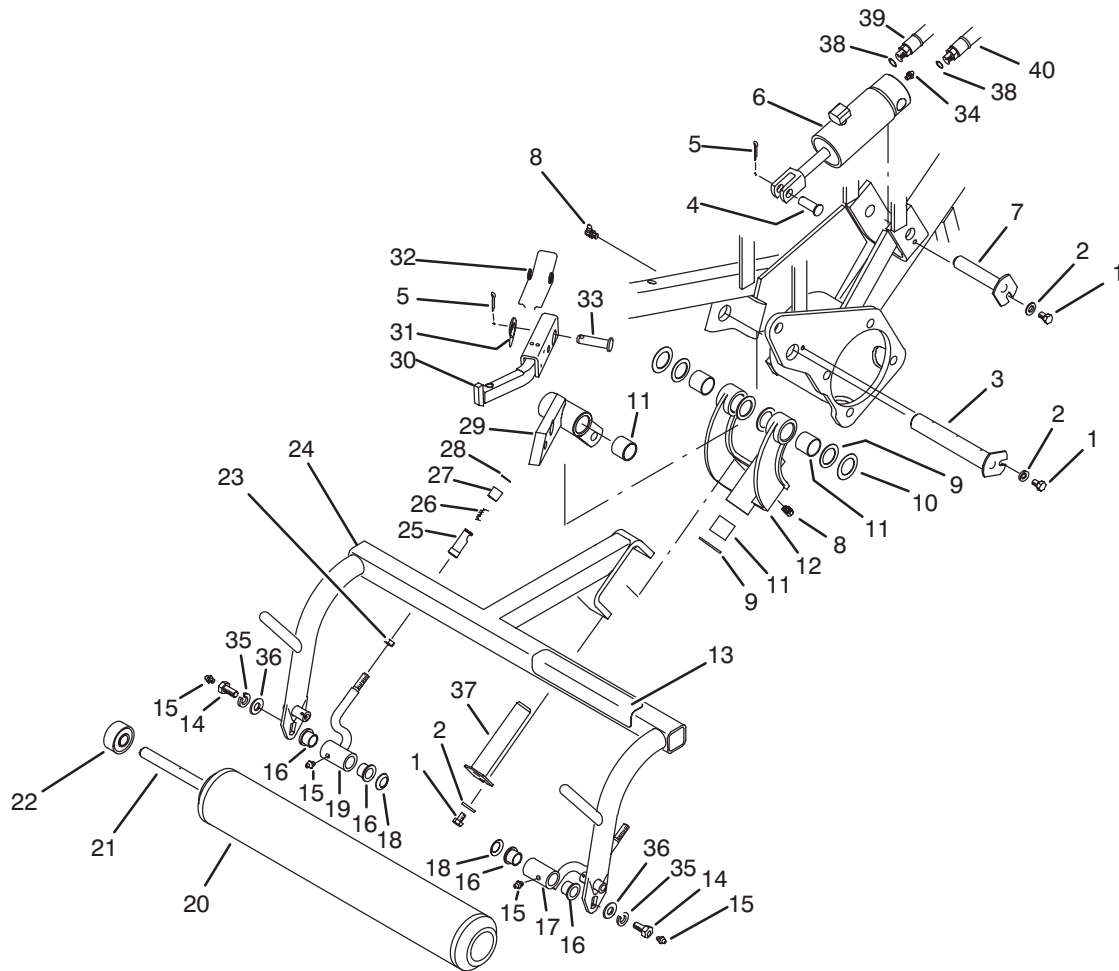
T-1285B

CONTROL PEDAL ASSEMBLY (Continued)

Ref. No.	Part No.	Description	No. Used
34	3296-59	Nut - Lock	8
35	3256-24	Washer - Flat	5
36	88-9660	Shaft - Cutting Control	1
37	93-7631	Pad - Lift	1
38	83-0140	Pedal - Mow	1
39	93-7630	Pad - Mow	1
40	88-9630	Lift Pivot Bracket R.H.	1
41	32121-6	Pin - Roll	1
42	49-6200	Lever - Cutting Control	1
43	321-11	Screw - Cap Hex. Hd.	1
45	56-7970	Clamp Half - Tube	2

Ref. No.	Part No.	Description	No. Used
46	93-2548	Decal - Greensmaster 3100	1
47	83-2590	Bolt - Shoulder	1
48	83-0160	Shaft - Brake	1
49	93-7629	Pad - Brake	1
50	69-9760	Plate - Cover	1
51	3256-1	Washer - Flat	9
52	321-3	Screw - Cap Hex. Hd.	3
53	3234-1	Screw - Cap Hex. Hd.	4
*	36-7250	Basket - Grass	3
*	65-8320	Bar - Gauge	1

*Not Illustrated

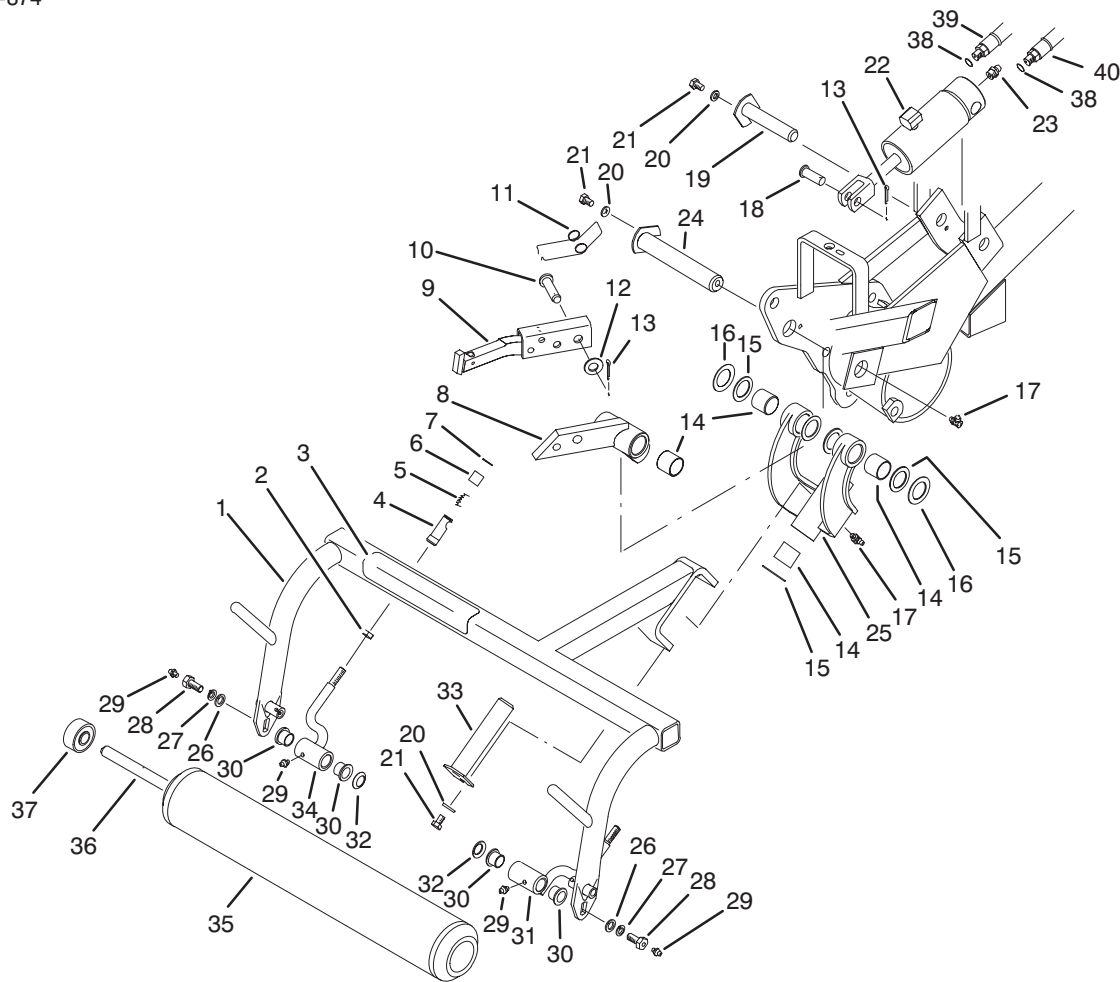


T-1283B

PULL FRAME ASSEMBLY L.H.

Ref. No.	Part No.	Description	No. Used	Ref. No.	Part No.	Description	No. Used
1	322-1	Screw - Cap Hex. Hd.	3	21	21-8470	Shaft - Roller	1
2	3256-23	Washer - Flat	3	22	251-141	Bearing - Ball	2
3	10-6110	Pin - Hinge	1	23	3220-3	Nut - Jam	2
4	283-8	Pin - Clevis	1	24	92-9176	Frame - Pull L.H.	1
5	3272-11	Pin - Cotter	2	25	94-2959	Ball Joint Receiver Assy. (Incl. Ref. #26-28)	2
6	83-2580	Cylinder - Lift	1	26		Spring - Compression	2
7	10-6060	Pin - Lift Cylinder	1	27		Sleeve	2
8	302-60	Fitting - Grease 90°	2	28		Ring - Retaining	2
9	10-8110	Washer - Thrust	6	29	62-2460	Lift Arm Assembly L.H. (Incl. Ref. #11)	1
10	5-1226	Washer - Shim	2	30	94-5586	Bar - Lift L.H.	1
11	3-0348	Bushing - Sleeve	6	31	3256-26	Washer - Flat	1
12	10-7820	Pivot Hinge Assembly (Incl. Ref. #11)	1	32	57-7650	Spring - Torsion	1
‡13	62-5070	Decal - Danger	1	33	63-8750	Pin - Pivot	1
14	11-0160	Roller Shaft Screw Assy. (Incl. Ref. #15)	2	34	302-2	Fitting - Grease Straight	1
15	302-5	Fitting - Grease Straight	4	35	3253-21	Washer - Lock	2
16	3-1506	Bushing - Flange	4	36	3256-24	Washer - Flat	2
17	92-0586	Pull Arm Assembly L.H. (Incl. Ref. #16)	1	37	10-6090	Pin - Pivot	1
18	3290-317	Washer - Wave	2	38	237-78	Seal - O-Ring	2
19	92-0585	Pull Arm Assembly R.H. (Incl. Ref. #16)	1	39	63-3850	Hose - Hydraulic (Incl. Ref. #38)	1
20	52-2720	Roller Assembly (Incl. Ref. #22)	1	40	83-1690	Hose - Hydraulic (Incl. Ref. #38)	1

‡For different language versions of this part, see International Parts Page.

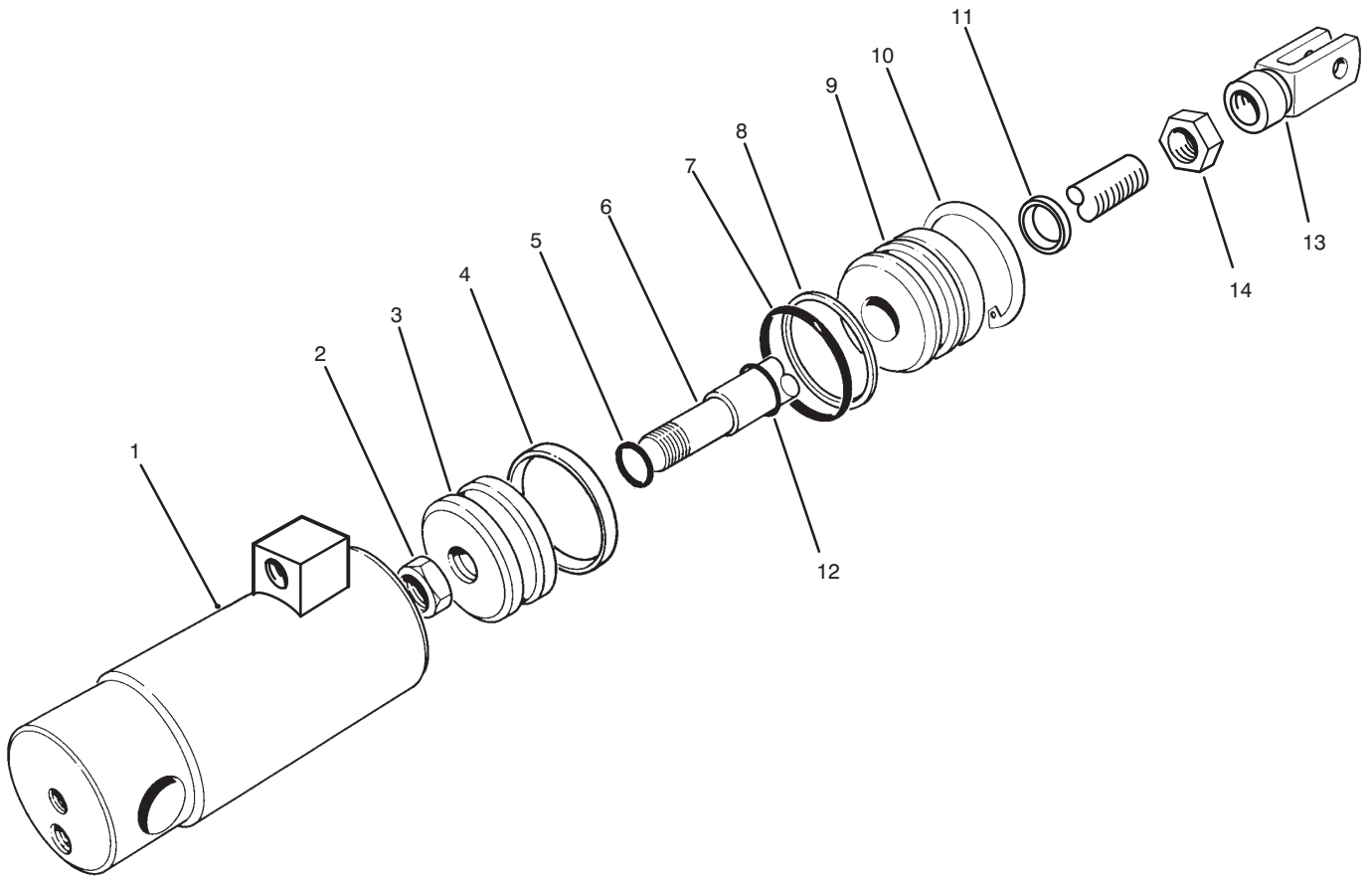


T-1284B

PULL FRAME ASSEMBLY R.H.

Ref. No.	Part No.	Description	No. Used	Ref. No.	Part No.	Description	No. Used
1	92-9177	Frame – Pull R.H.	1	24	10-6110	Pin – Pivot	1
2	3220-3	Nut – Jam	2	25	10-7820	Pivot Hinge Assembly (Incl. Ref. #14)	1
‡3	62-5070	Decal – Danger	1	26	3256-24	Washer – Flat	2
4	94-2959	Ball Joint Receiver Assy. (Incl. Ref. #5-7)	2	27	3253-21	Washer – Lock	2
5		Spring – Compression	2	28	11-0160	Roller Shaft Screw Assy. (Incl. Ref. #29)	2
6		Sleeve	2	29	302-5	Fitting – Grease	4
7		Ring – Retaining	2	30	3-1506	Bushing – Flange	4
8	62-2440	Lift Arm Assembly (Incl. Ref. #14)	1	31	92-0586	Pull Arm Assembly L.H. (Incl. Ref. #30)	1
9	94-5588	Bar – Lift, R.H.	1	32	3290-317	Washer – Wave	2
10	63-8750	Pin – Pivot	1	33	10-6090	Pin – Pivot	1
11	57-7650	Spring – Torsion	1	34	92-0585	Pull Arm Assembly R.H. (Incl. Ref. #30)	1
12	3256-26	Washer – Flat	1	35	52-2720	Roller Assembly (Incl. Ref. #37)	1
13	3272-11	Pin – Cotter	2	36	21-8470	Shaft – Roller	1
14	3-0348	Bushing – Sleeve	6	37	251-141	Bearing – Ball	2
15	10-8110	Washer – Thrust	6	38	237-78	Seal – O-Ring	2
16	5-1226	Washer – Shim	2	39	63-3880	Hose – Hydraulic (Incl. Ref. #38)	1
17	302-60	Fitting – Grease 90°	2	40	92-9767	Assy. – Hose, Cylinder Lift (Incl. Ref. #38)	1
18	283-8	Pin – Clevis	1				
19	10-6060	Pin – Pivot	1				
20	3256-23	Washer – Flat	3				
21	322-1	Screw – Cap Hex. Hd.	3				
22	83-2580	Hydraulic Cylinder Assy.	1				
23	302-2	Fitting – Grease	1				

‡For different language versions of this part, see International Parts Page.



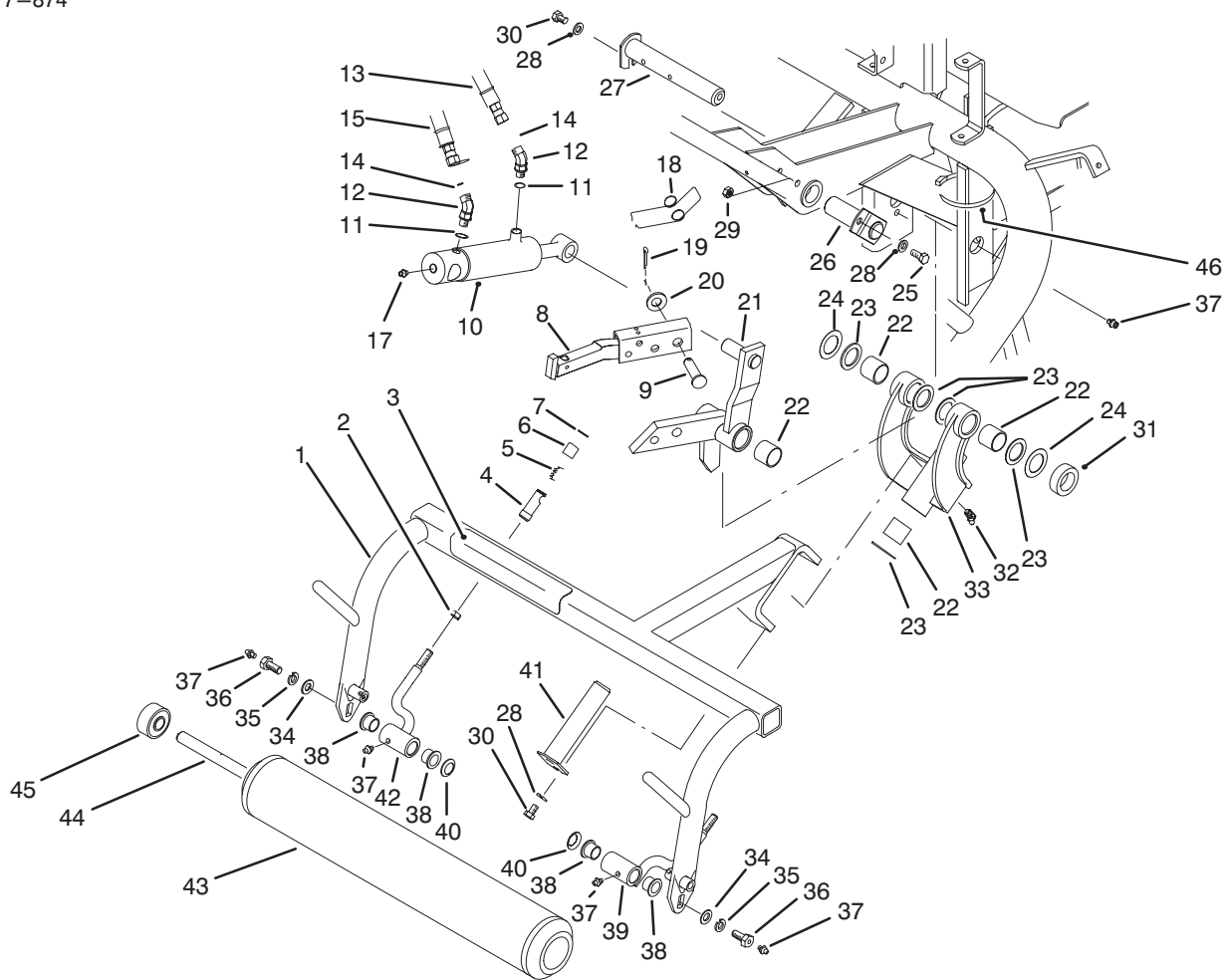
T-1246

HYDRAULIC CYLINDER ASSEMBLY NO. 83-2580

Ref. No.	Part No.	Description	No. Used
1		Barrel	1
2	32152-10	Nut - Lock	1
3	52-1990	Piston	1
4		Uniring	1
5		Seal - O-Ring	1
6	76-1860	Shaft	1
7		Seal - O-Ring	1
8		Washer - Back-Up	1
9	65-4860	Head	1

Ref. No.	Part No.	Description	No. Used
10	32120-8	Ring - Retaining	1
11		Seal - Dust	1
12		Seal - PDF	1
13	76-1850	Clevis	1
14	3220-6	Nut - Jam	1
*	86-5390	Seal Kit (Incl. Ref. #4, 5, 7, 8, 11 & 12)	1

*Not Illustrated

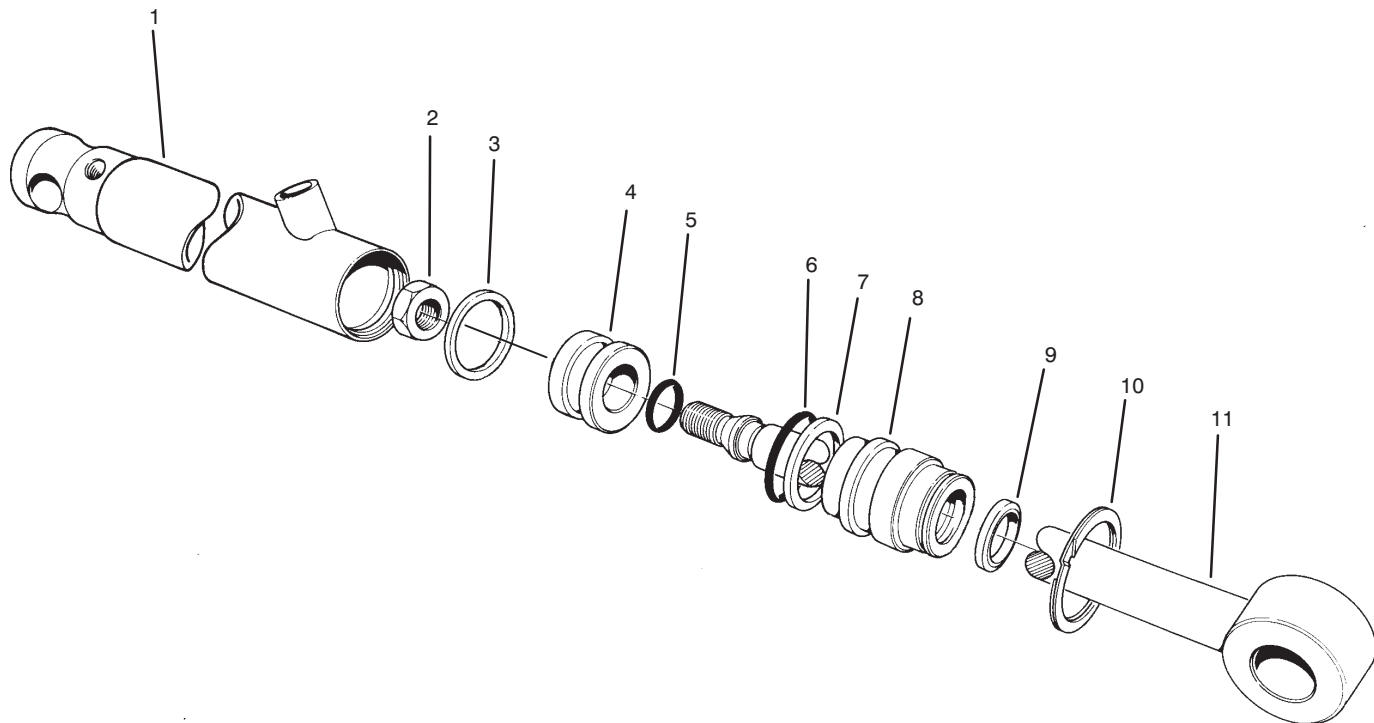


T-1286C

PULL FRAME ASSEMBLY REAR

Ref. No.	Part No.	Description	No. Used	Ref. No.	Part No.	Description	No. Used
1	86-9820	Frame - Pull Rear	1	26	68-5560	Pin - Cylinder Pivot	1
2	3220-3	Nut - Jam	2	27	27-2550	Pin - Pivot	1
‡3	62-5070	Decal - Danger	1	28	3256-23	Washer - Flat	3
4	94-2959	Ball Joint Receiver Assy. (Incl. Ref. 5-7)	2	29	3296-29	Nut - Lock	1
5		Spring - Compression	2	30	322-1	Screw - Cap Hex. Hd.	2
6		Sleeve	2	31	27-2540	Spacer - Hub	1
7		Ring - Retaining	2	32	302-60	Fitting - Grease 90°	1
8	62-2420	Bar - Lift, Center	1	33	10-7820	Pivot Hinge Assembly (Incl. Ref. #22)	1
9	63-8750	Pin - Pivot	1	34	3256-24	Washer - Flat	2
10	83-7230	Hydraulic Cylinder Assembly	1	35	3253-21	Washer - Lock	2
11	237-35	Seal - O-Ring	2	36	11-0160	Roller Shaft Screw Assy. (Incl. Ref. #37)	2
12	340-103	Fitting - Hydraulic 45° (Incl. Ref. #11 & 14)	2	37	302-5	Fitting - Grease Straight	5
13	83-1680	Hose - Hydraulic	1	38	3-1506	Bushing - Flange	4
14	237-78	Seal - O-Ring	2	39	92-0586	Pull Arm Assembly L.H. (Incl. Ref. #38)	1
15	88-9700	Hose - Hydraulic	1	40	3290-317	Washer - Wave	2
17	302-2	Fitting - Grease	1	41	10-6090	Pin - Pivot	1
18	57-7650	Spring - Torsion	1	42	92-0585	Pull Arm Assembly R.H. (Incl. Ref. #38)	1
19	3272-11	Pin - Cotter	1	43	52-2720	Roller Assembly (Incl. Ref. #45)	1
20	3256-26	Washer - Flat	1	44	21-8470	Shaft - Roller	1
21	68-5380	Lift Arm Assembly (Incl. Ref. #22)	1	45	251-141	Bearing - Ball	2
22	3-0348	Bushing - Sleeve	6	46	3290-379	Tie - Cable	1
23	10-8110	Washer - Thrust	6				
24	5-1226	Washer - Shim	2				
25	322-3	Screw - Cap Hex. Hd.	1				

‡For different language versions of this part, see International Parts Page.



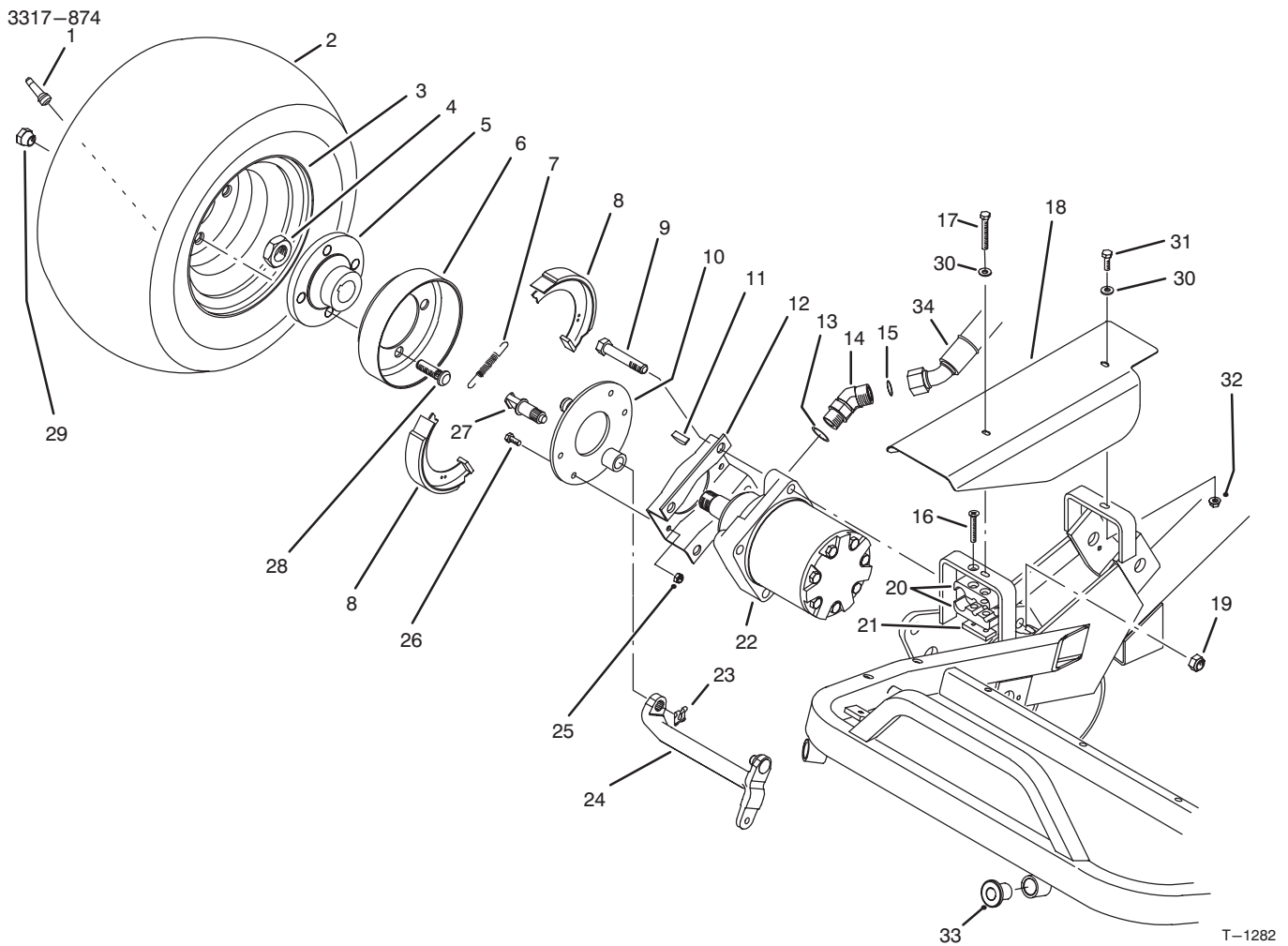
T-0640

HYDRAULIC CYLINDER NO. 83-7230

Ref. No.	Part No.	Description	No. Used
1	70-8130	Barrel	1
2	32152-10	Nut - Hex.	1
3		Uniring	1
4	70-2780	Piston	1
5		Seal - O-Ring	1
6		Seal - O-Ring	1
7		Washer - Back-Up	1

Ref. No.	Part No.	Description	No. Used
8	70-2770	Head	1
9		Seal - Dust	1
10	43-5220	Ring - Retaining	1
11	43-5230	Shaft & Clevis	1
*	86-5360	Repair Kit (Incl. Ref. #3, 5-7 & 9)	1

*Not Illustrated

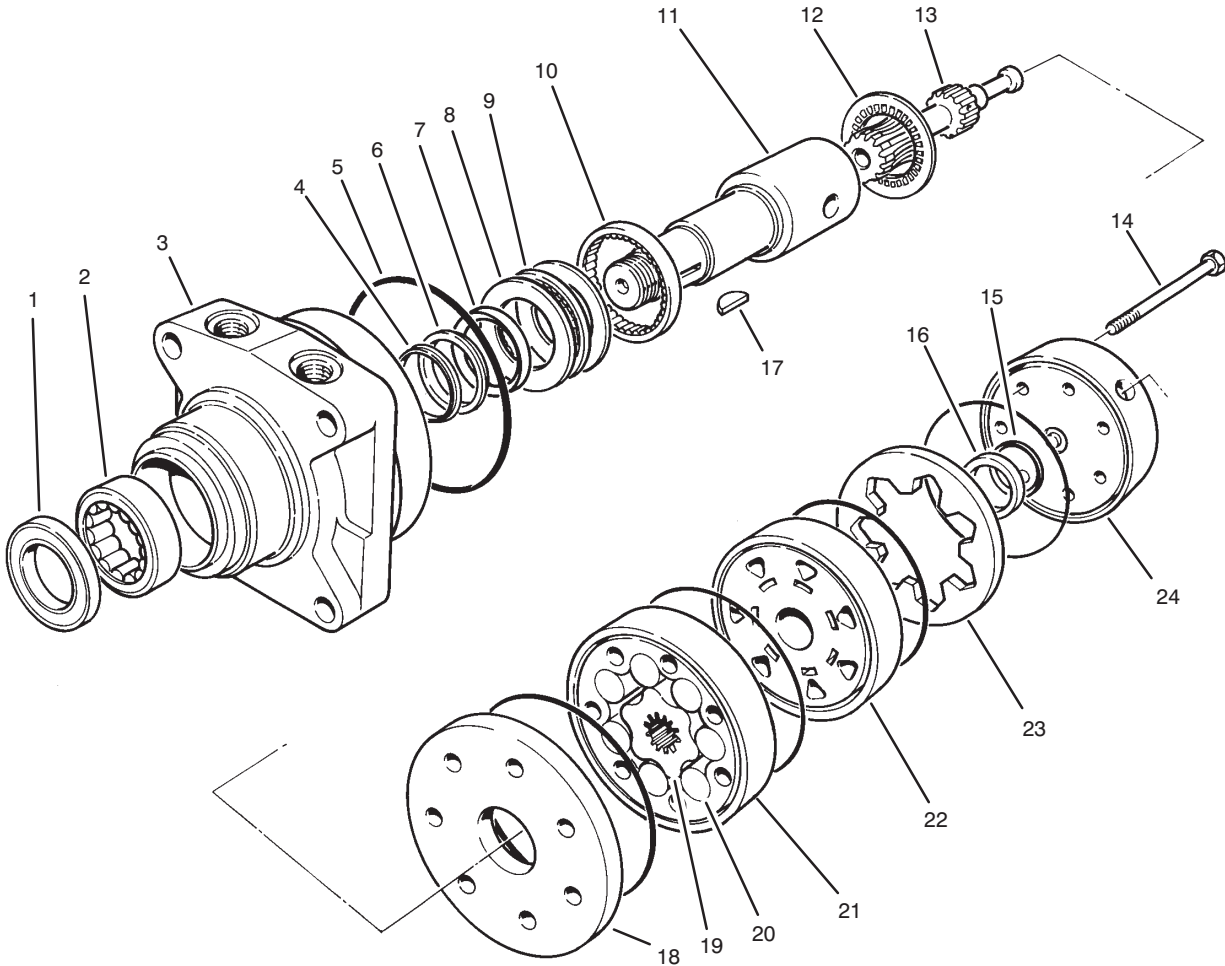


FRONT WHEEL & BRAKE ASSEMBLY

Ref. No.	Part No.	Description	No. Used
1	232-24	Stem - Valve	2
2	28-3680	Tire	2
3	217-60	Rim	2
4	26-3790	Nut - Lock	2
5	10-6870	Hub - Wheel	2
6	10-6850	Drum - Brake	2
7	70-9880	Spring - Return	4
8	70-9840	Shoe - Brake	4
9	325-11	Screw - Cap Hex. Hd.	8
10	70-9870	Plate - Backing	2
11	3257-42	Key - Woodruff	2
12	84-2000	Bracket - Brake	2
13	237-80	Seal - O-Ring	4
14	340-14	Fitting - Hydraulic 45° (Incl. Ref. #13 & 15)	4
15	237-65	Seal - O-Ring	4
16	32108-100	Screw - Flat Hd.	1
17	321-11	Screw - Hex. Washer Hd.	1
18	83-0190	Cover - R.H.	1
19	3296-23	Nut - Lock	8
20	57-6140	Clamp Half - Tube	2

Ref. No.	Part No.	Description	No. Used
21	83-1220	Plate - Clamp	1
22	92-9199	Motor - Hydraulic	2
23	70-9850	Clip - Retaining	2
24	71-1510	Arm - Brake	2
25	3296-42	Nut - Lock	8
26	321-5	Screw - Cap Hex. Hd.	8
27	70-9860	Cam - Brake	2
28	85-6540	Stud - Drive	8
29	242-50	Nut - Lug	8
30	3256-22	Washer - Flat	2
31	321-4	Screw - Cap Hex. Hd.	1
32	32128-33	Nut - Lock	1
33	83-1700	Bushing - Flange	2
34	83-2450	Hose - Hydraulic (Top)	1
*	92-9768	Hose - Hydraulic (Bottom)	1
*	10-6821	Brake Drum Assembly (Incl. Ref. #5, 6 & 28)	2
*	71-1500	Brake Assembly (Incl. Ref. #7, 8, 10, 23 & 27)	2

*Not Illustrated



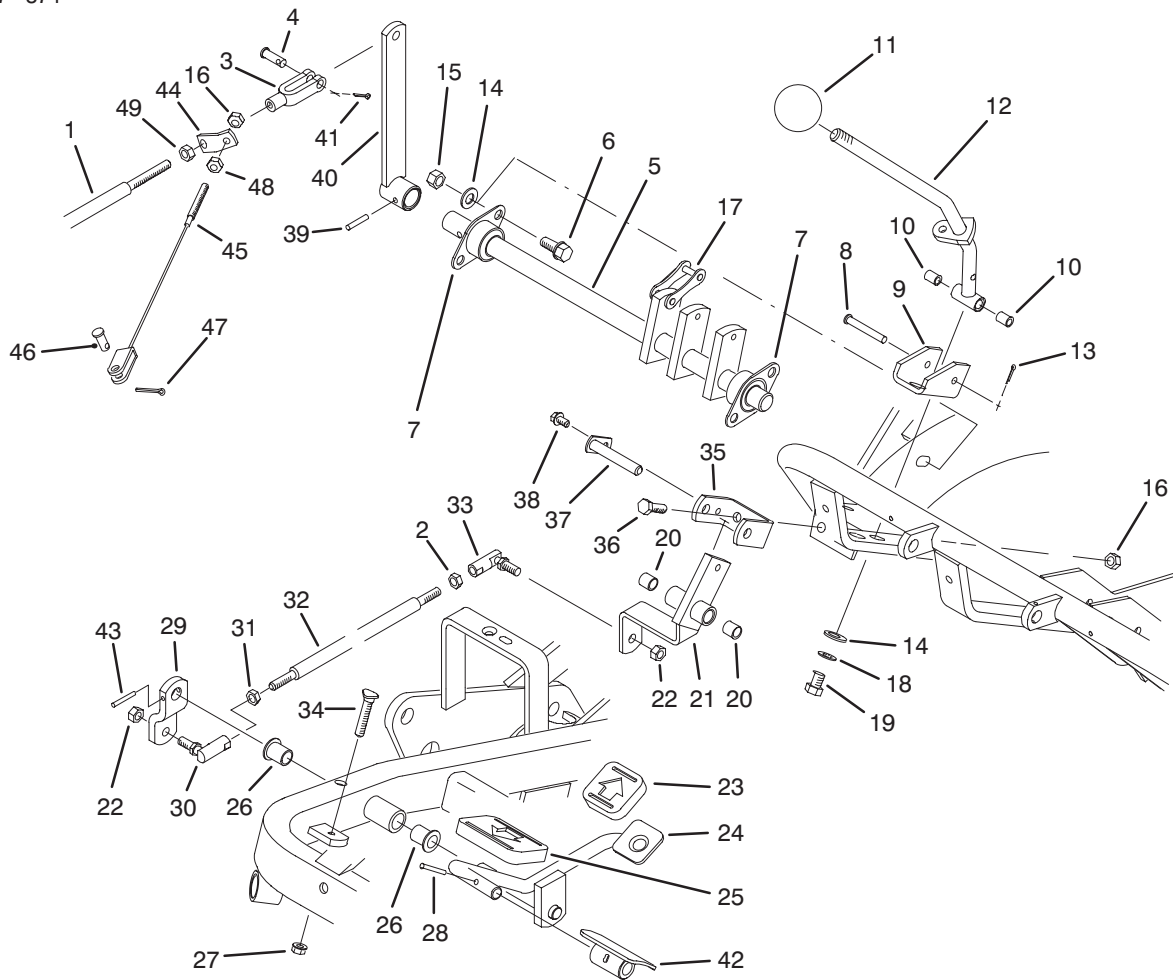
T-0983

HYDRAULIC DRIVE MOTOR ASSEMBLY NO. 92-9199

Ref. No.	Part No.	Description	No. Used
1		Seal - Dirt & Water	1
2		Bearing	1
3		Housing	1
4		Washer - Back-Up	1
5		Ring - Seal	5
6		Washer - Back-Up	1
7		Seal - Inner	1
8		Washer - Thrust	2
9		Bearing - Thrust	1
10		Bearing	1
11	76-0860	Shaft - Coupling	1
12	76-0850	Bearing - Thrust	1
13	92-9761	Link - Drive	7
14	92-9762	Screw - Cap Hex. Hd.	1
15		Seal - Commutator	1
16		Commutator	1

Ref. No.	Part No.	Description	No. Used
17	3257-42	Key - Woodruff	1
18	76-0870	Plate - Wear	1
19		Rotor	1
20		Vane	7
21		Stator	1
22	76-0840	Manifold	1
23		Ring - Commutator	1
24	76-0940	End Cover Assembly	1
*	92-9763	Rotor Set (Incl. Ref. #19-21)	1
*	76-0880	Commutator Assembly (Incl. Ref. #15, 16 & 23)	1
*	76-0800	Seal Kit (Incl. Ref. #1, 4-7 & 15)	1
*	76-0810	Housing Assembly (Incl. Ref. #2, 3 & 8-10)	1

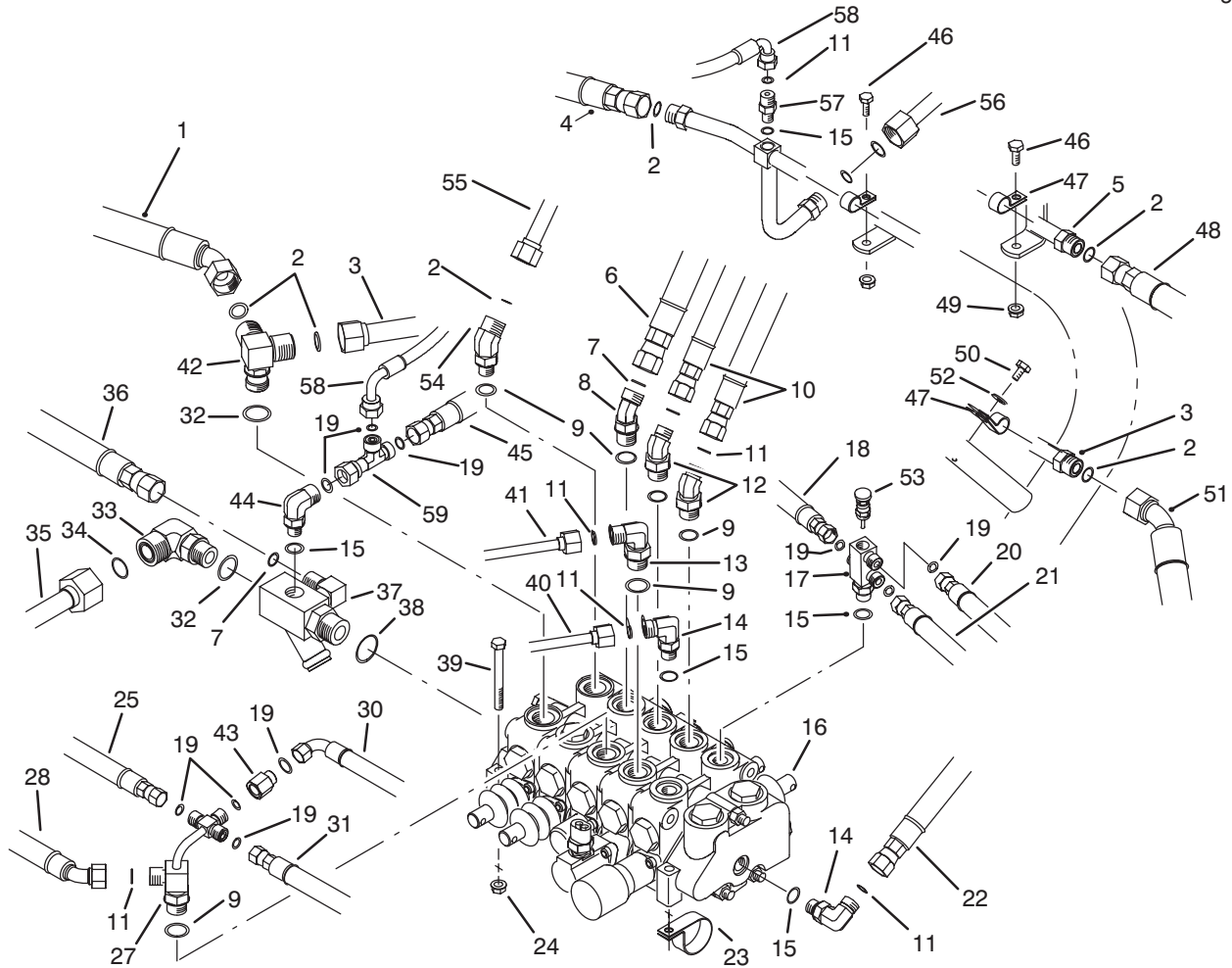
*Not Illustrated



T-1287A

TRACTION CONTROLS ASSEMBLY

Ref. No.	Part No.	Description	No. Used	Ref. No.	Part No.	Description	No. Used
1	49-5430	Rod - Control	1	25	74-9100	Pad - Forward Pedal	1
2	3220-2	Nut - Jam	1	26	256-155	Bushing - Flange	2
3	282-2	Clevis - Rod	1	27	32128-20	Nut - Flange Lock	1
4	283-61	Pin - Clevis	1	28	32121-45	Pin - Roll	1
5	44-0870	Shaft - Cam	1	29	83-0630	Arm - Traction Pivot	1
6	3234-1	Screw - Hex. Flange Hd.	4	30	2411-42	Joint - Ball L.H. Thread	1
7	27-2320	Bearing - Flange	2	31	3220-20	Nut - Jam L.H. Thread	1
8	283-57	Pin - Clevis	1	32	83-0580	Rod - Traction Control	1
9	49-6220	Bracket - Control Arm	1	33	2411-43	Joint - Ball R.H. Thread	1
10	256-251	Bushing - Sleeve	2	34	77-0480	Screw - Traction Stop	1
11	233-48	Knob	1	35	49-6250	Bracket - Traction Pivot	1
12	93-9934	Traction Handle Assembly (Incl. Ref. #10)	1	36	322-5	Screw - Cap Hex. Hd.	2
13	3272-4	Pin - Cotter	1	37	49-6290	Shaft - Traction Pivot	1
14	3256-24	Washer - Flat	6	38	12-3270	Screw - Hex. Washer Hd.	1
15	3296-59	Nut - Lock	4	39	32121-6	Pin - Roll	1
16	3296-29	Nut - Lock	3	40	47-5320	Lever - Control	1
17	57-6220	Link	5	41	3272-6	Pin - Cotter	1
18	3254-6	Washer - I.T.L.W.	2	42	49-6440	Pedal - Forward	1
19	3211-2	Screw - Cap Hex. Hd.	2	43	32121-51	Pin - Roll	1
20	256-2	Bushing - Sleeve	2	44	93-9936	Bracket - Return, Traction	1
21	49-6260	Assy. - Pivot, Traction (Incl. Ref. #20)	1	45	93-9937	Asm. - Cable, Traction	1
22	3296-4	Nut - Lock	2	46	283-62	Pin - Clevis	1
23	74-9110	Pad - Reverse Pedal	1	47	3272-10	Pin - Cotter	1
24	83-0540	Pedal - Traction	1	48	3217-6	Nut - Hex.	1
				49	3219-2	Nut - Hex.	1

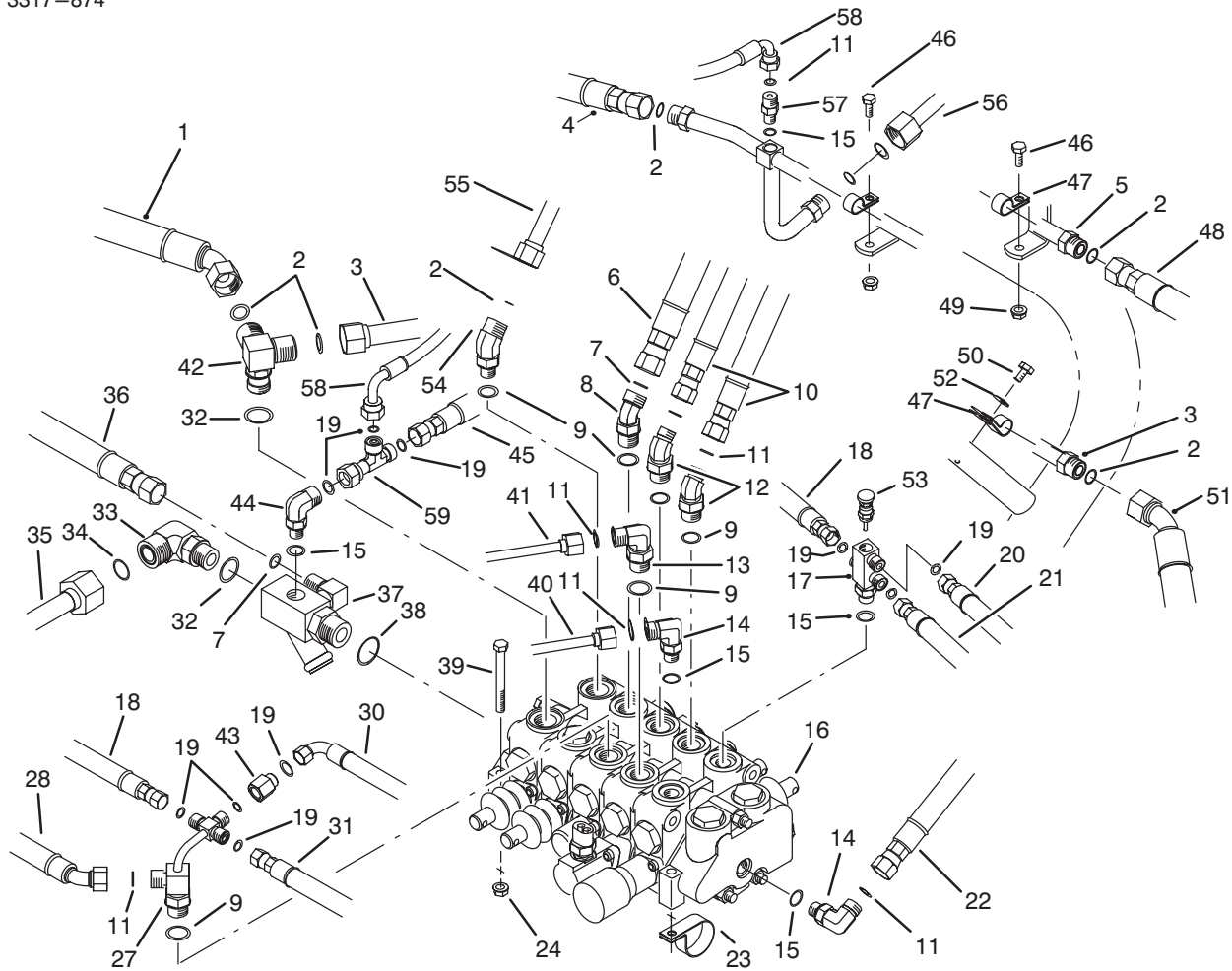


T-1829

CONTROL VALVE INSTALLATION ASSEMBLY

Ref. No.	Part No.	Description	No. Used
1	83-2450	Hose – Hydraulic	1
2	237-65	Seal – O-Ring	7
3	70-7130	Tube Assy. (Incl. Ref. #2)	1
4	92-9768	Hose – Hydraulic	1
5	93-0113	Tube Assy. (Incl. Ref. #2)	1
6	83-1180	Hose – Hydraulic	1
7	237-30	Seal – O-Ring	2
8	340-101	Fitting – Hydraulic 45° (Incl. Ref. #7 & 9)	1
9	237-79	Seal – O-Ring	5
10	83-1190	Hose – Hydraulic	2
11	237-22	Seal – O-Ring	7
12	340-138	Fitting – Hydraulic 45° (Incl. Ref. #9 & 11)	2
13	340-18	Fitting – Hydraulic 90° (Incl. Ref. #9 & 11)	1
14	340-77	Fitting – Hydraulic 90° (Incl. Ref. #11 & 15)	2
15	237-42	Seal – O-Ring	5
16	84-2203	Control Valve Assembly	1
17	93-2555	Fitting – Valve Body (Incl. Ref. #15 & 19)	1
18	92-9767	Hose – Hydraulic	1
19	237-21	Seal – O-Ring	6
20	88-9700	Hose – Hydraulic	1

Ref. No.	Part No.	Description	No. Used
21	83-1690	Hose – Hydraulic	1
22	83-1170	Hose – Hydraulic	1
23	304-61	Clamp – R	1
24	32128-20	Nut – Flange Lock	3
25	63-3880	Hose – Hydraulic	1
27	83-1670	Fitting – Special (Incl. Ref. #9, 11 & 19)	1
28	74-3830	Hose – Hydraulic	1
30	83-1680	Hose – Hydraulic	1
31	63-3850	Hose – Hydraulic	1
32	237-80	Seal – O-Ring	3
33	340-16	Fitting – Hydraulic 90° (Incl. Ref. #32 & 34)	1
34	237-58	Seal – O-Ring	1
35	63-4040	Tube – Hydraulic	1
36	63-3840	Hose – Hydraulic	1
37	68-5260	Fitting – Manifold Tee (Incl. Ref. #7 & 38)	1
38	237-81	Seal – O-Ring	1
39	322-14	Screw – Cap Hex. Hd.	3
40	63-4020	Tube – Hydraulic	1
41	63-4030	Tube – Hydraulic	1
42	63-4050	Fitting – Tee (Incl. Ref. #2 & 32)	2
43	71-0990	Orifice (Incl. Ref. #19)	1
44	340-82	Fitting – Hydraulic 90° (Incl. Ref. #15 & 19)	1



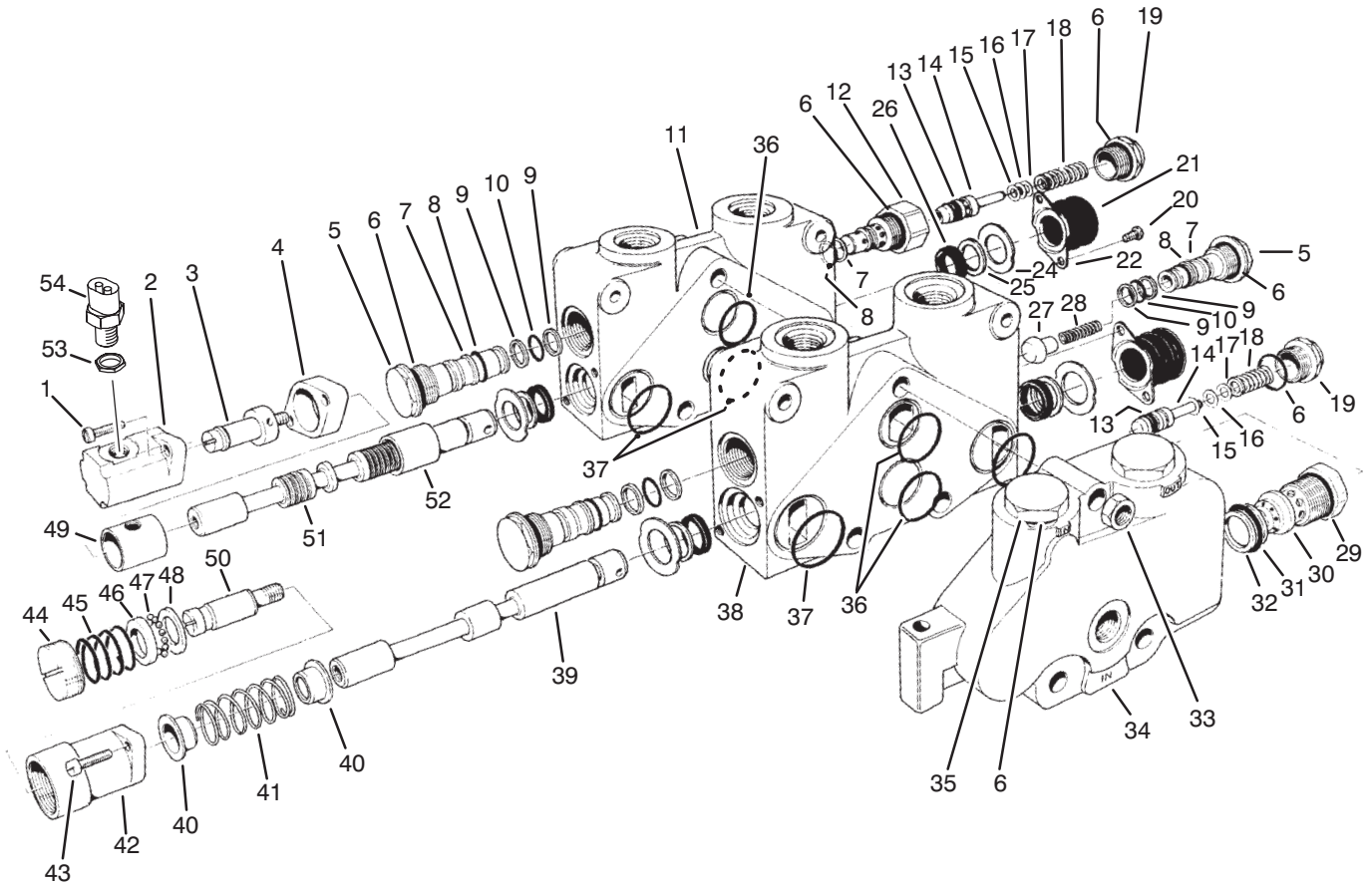
T-1829

CONTROL VALVE INSTALLATION ASSEMBLY (Continued)

Ref. No.	Part No.	Description	No. Used
45	83-1350	Hose - Hydraulic	1
46	3234-4	Screw - Cap Hex. Hd.	2
47	2412-41	Clamp-R	4
48	70-7150	Hose - Hydraulic	1
49	3296-16	Nut - Lock	2
50	12-3270	Screw - Thread Forming	1
51	70-8610	Hose - Hydraulic	1
52	3256-22	Washer - Flat	1
53	93-2554	Valve - Needle	1
54	340-14	Fitting - Hydraulic 45° (Incl. Ref. #2 & 9)	1

Ref. No.	Part No.	Description	No. Used
55	93-0114	Assy. - Tube, Rear Top	1
56	93-0115	Assy. - Tube, Rear Bottom	1
57	92-9258	Adapter - Valve, Check (Incl. Ref. #11 & 15)	1
58	93-0314	Hose - Hydraulic	1
59	340-151	Fitting - Tee (Incl. Ref. #19)	1
*	93-2556	Needle Valve Assembly (Incl. Ref. #15, 17, 19 & 53)	1

*Not Illustrated



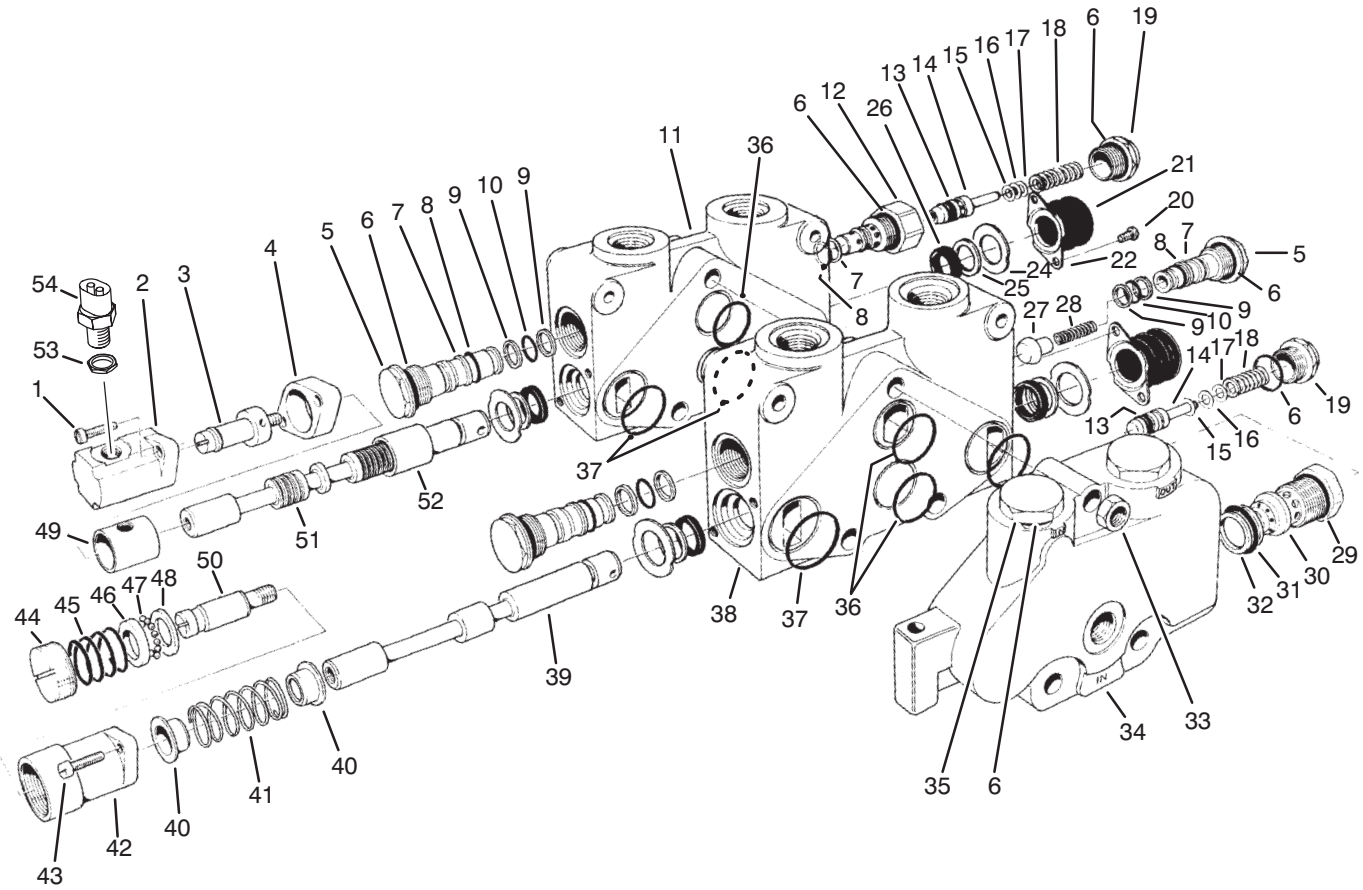
T-1318A

CONTROL VALVE ASSY. NO. 84-2203 (Sections 1 & 2)

Ref. No.	Part No.	Description	No. Used
1	3274-70	Screw - Hex, Socket Hd.	2
2	353-727	Bonnet	1
3	353-729	Spud - Detent	1
4	353-733	Spacer - Bonnet	1
5	353-481	Plug - Load Check (Incl. Ref. #6-10)	3
6	237-54	O-Ring	8
7	353-306	Ring - Backup	4
8	353-305	O-Ring	4
9	353-303	Ring - Backup	6
10	353-302	O-Ring	3
11		Housing V20T	1
12	353-851	Body - Relief CP-RC Mod.	1
13	353-392	Seal - Relief Poppet PTFE	2
14	353-531	Poppet Assy. (Incl. Ref. #13)	2
15	353-328	Washer - Shim	A/R
16	353-329	Washer - Shim	A/R
17	353-330	Washer - Shim	A/R
18	353-855	Spring	2
19	353-334	Cap - Relief	2
20	3274-52	Screw - Hex, Socket Hd.	4
21	353-575	Boot - Dust Cap	2
22	93-3651	Retainer - Boot	2
24	92-2547	Plate - Seal Retainer	4

Ref. No.	Part No.	Description	No. Used
25	92-2546	Wiper - Seal	4
26	353-957	Seal - Lip	4
27	353-301	Poppet	1
28	353-304	Spring	1
29	353-331	O-Ring	1
30	353-760	Body Relief	1
31	353-758	Seal - O-Ring	1
32	353-952	Ring - Backup	1
33	3217-7	Nut - Hex	3
34	353-772	Left End Cover	1
35	353-721	Plug (Incl. Ref. #6)	2
†36		O-Ring	3
†37		O-Ring	4
†38		Housing Section #1	1
†39		Spool V20 SPL	1
40	353-417	Collar Spring	2
41	92-3058	Spring - Centering	1
42	353-754	Bonnet - R. Detent	1
43	3274-15	Screw - Fillister Hd.	2
44	353-763	Cap - Adjustment	1
45	353-579	Spring	1
46	42-2680	Race R. Detent	1
47	52-5880	Ball - Steel	12
48	354-29	Plate - Thrust	1

†Parts Available as Assemblies Listed as (*Not Illustrated) on Following Page



T-1318A

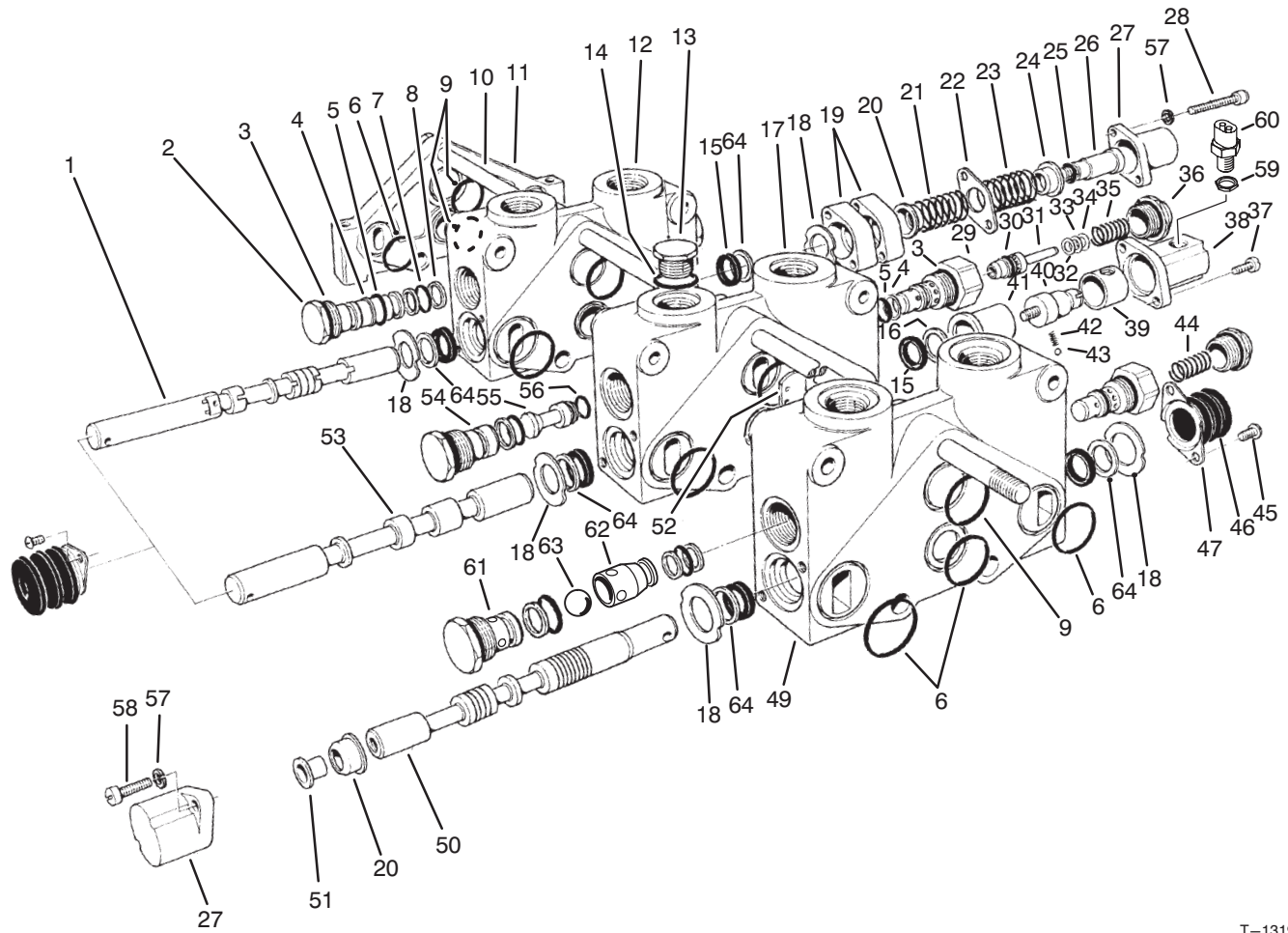
CONTROL VALVE ASSEMBLY NO. 84-2203 (Sections 1 And 2) (Continued)

Ref. No.	Part No.	Description	No. Used
49	353-728	Sleeve	1
50	353-762	Spud - Detent Out (Incl. Ref. #44)	1
†51		Spool V20 3 Way F.F.	1
52	353-732	Sleeve - Detent	1
53	38-0410	Nut - Hex.	1
54	83-1890	Switch - Ball	1
*	353-766	Relief WH (2000) PSI Assy. (Incl. Ref. #6,13-19 & 29-32)	1
*	353-768	Section #1 Complete	1
*	353-837	Section #2 Complete	1
*	353-780	Positioner - R. Detent (Out) (Incl. Ref. #3 & 40-49)	1

Ref. No.	Part No.	Description	No. Used
*	353-839	Positioner - DI (SPL) Assy. (Incl. Ref. #1, 3-5, 50 & 52)	1
*	353-642	Relief - RC Mod. (Incl. Ref. #6-8 & 12-19)	2
*	93-3652	Boot - Spool Assembly (Incl. Ref. #20-22)	2
*	353-835	Seals - Section Set (Incl. Ref. #36 & 37)	1
*	92-2548	Seal - Spool, Single (Single End Set) (Incl. Ref. #24-26)	1
*	92-2545	Seals - Spool (Entire Valve Set)	1

*Not Illustrated

†Parts Available as Assemblies Listed as (*Not Illustrated) on This Page



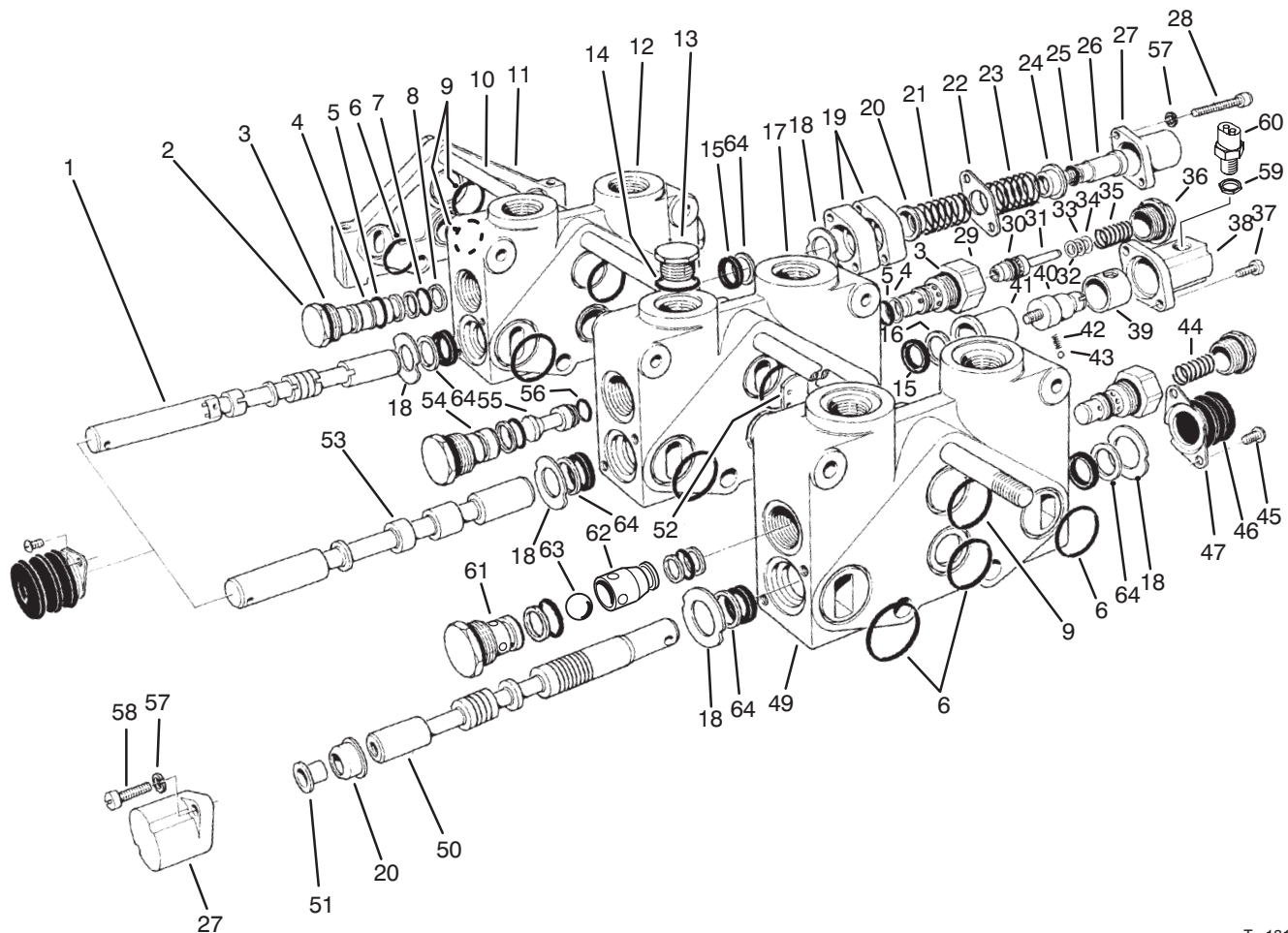
T-1319A

CONTROL VALVE ASSY. NO. 84-2203 (Sections 3 Thru 5)

Ref. No.	Part No.	Description	No. Used
1	94-5434	Spool #5	1
2	353-481	Plug - Load Check (Incl. Ref. #3-5 & 7-8)	3
3	237-54	O-Ring	6
4	353-306	Ring - Backup	5
5	353-305	O-Ring	5
†6		O-Ring	11
7	353-302	O-Ring	3
8	353-303	Ring - Backup	6
†9		O-Ring	5
10	353-853	Bolt - Hex Hd.	3
11	353-668	Plate - Cap, Cover RH	1
12		Housing V20 #5	1
13	353-550	Plug Assembly (Incl. Ref. #14)	1
14	353-848	O-Ring	1
15	353-957	Seal - Lip	6
16	353-958	Ring - Backup	1
†17		Housing V20 #4	1
18	92-2547	Plate - Seal Retainer	5
19	353-733	Spacer - Bonnet	2
20	353-417	Collar Spring	2
21	353-831	Spring	1
22	353-529	Plate Seal	1
23	93-3148	Spring	1

Ref. No.	Part No.	Description	No. Used
24	353-808	Collar - Spring	1
25	353-830	O-Ring	1
26	94-4248	Collar Spool	1
27	354-26	Bonnet	2
28	354-28	Screw - Hex, Socket Hd.	2
29	353-851	Body - Relief CP-RC Mod.	2
30	353-392	Seal - Relief Poppet PTFE	2
31	353-531	Poppet Assembly (Incl. Ref. #30)	2
32	353-328	Washer - Shim	A/R
33	353-329	Washer - Shim	A/R
34	353-330	Washer - Shim	A/R
35	353-398	Spring	1
36	353-334	Cap - Relief	2
37	52-5900	Screw - Fillister Hd.	4
38	353-847	Bonnet (SPL)	1
39	353-849	Sleeve	1
40	353-846	Spud - DI (SPL)	1
41	353-845	Sleeve - Detent	1
42	353-730	Spring	1
43	353-731	Ball	1
44	353-855	Spring	1
45	3274-52	Screw - Hex. Socket Hd.	6
46	353-575	Boot - Dust Cap	3
47	93-3651	Retainer - Boot	3

†Parts Available as Assemblies Listed as (*Not Illustrated) on Following Page



T-1319A

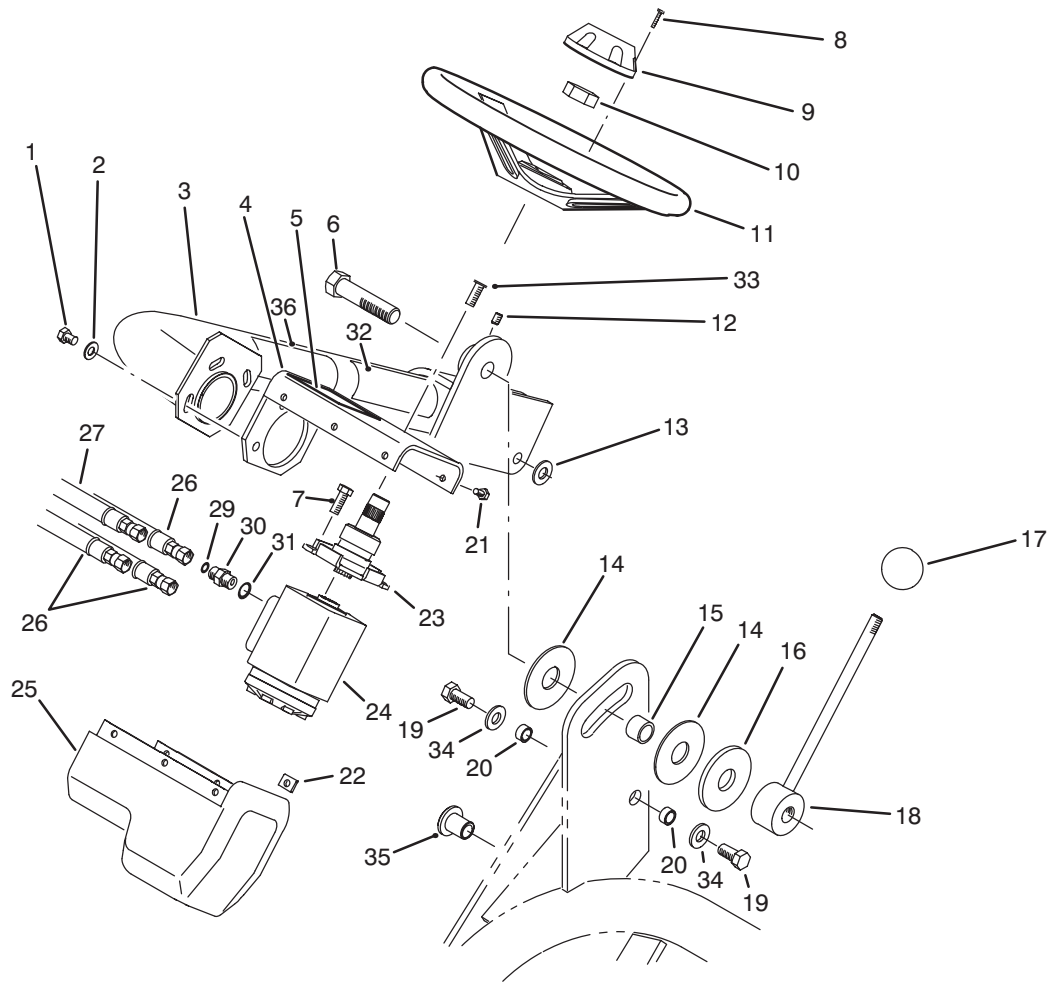
CONTROL VALVE ASSEMBLY NO. 84-2203 (Sections 3 Thru 5) (Continued)

Ref. No.	Part No.	Description	No. Used
49		Housing V20 #2	1
†50		Spool V20 3 Way F.F.	1
51	52-5860	Collar - Spool	1
52	354-122	Disc - Seal	1
†53		Spool #4	1
54	353-953	Plug Assembly	1
55	353-844	Plus Series (Incl. Ref. #56)	1
56	353-850	O-Ring	1
57	3253-3	Washer - Lock	4
58	3274-84	Screw - Cap, Hex. Hd.	4
59	38-0410	Nut - Hex.	1
60	83-1890	Switch - Ball	1
61	353-483	Body - Anticavitation	1
62	353-484	Retainer - Ball	1
63	353-737	Ball	1
64	92-2546	Wiper - Seal	5
*	354-129	Anticavitation Check Assy. (Incl. Ref. #3, 4, 5, 7, 8 & 61-63)	1
*	353-835	Seals - Section Set (Incl. Ref. #6 & 9)	1
*	93-3652	Boot - Spool Assembly (Incl. Ref. #45-47)	3
*	354-131	Section #3 Assembly (Complete)	1

Ref. No.	Part No.	Description	No. Used
*	354-25	Section #4 Assembly (Complete)	1
*	93-1386	Section #5 Assembly (Complete)	1
*	353-841	Position - Spool Assembly (Incl. Ref. #20 27 37 & 51)	1
*	353-840	Position - DI (SP) Assy. (Incl. Ref. #37-43)	1
*	353-642	Relief - RC Mod. Assembly (Incl. Ref. #3-5 & 29-36)	1
*	353-833	Positioner Assembly (Incl. Ref. #19-28)	1
*	84-2203	Control Valve Assembly Complete	1
*	92-2548	Seal - Spool, Single (End Set) (Incl. Ref. #15, 18 & 64)	1
*	92-2549	Seals - Spool (End Set #4 Rear Only) (Incl. Ref. #15, 16 & 18)	1
*	92-2545	Seals - Spool (Entire Valve Set)	1

*Not Illustrated

†Parts Available as Assemblies Listed as (*Not Illustrated) on This Page

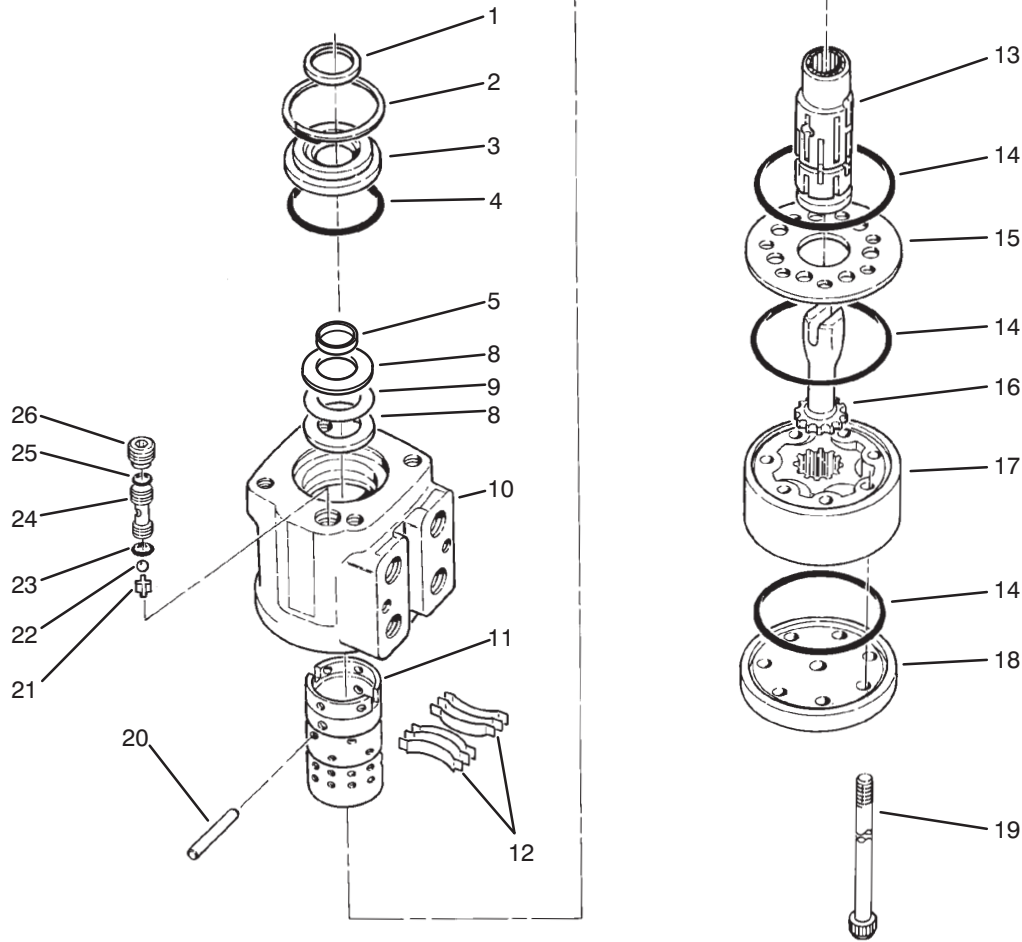


T-1291B

STEERING ARM ASSEMBLY

Ref. No.	Part No.	Description	No. Used	Ref. No.	Part No.	Description	No. Used
1	3274-80	Screw - Cap Hex. Hd.	3	19	325-4	Screw - Cap Hex. Hd.	2
2	3256-80	Washer - Flat	3	20	47-2890	Bushing - Sleeve	2
3	83-0650	Arm - Steering	1	21	3274-39	Screw - Cap Hex. Hd.	6
4	83-0780	Support - Steering Valve	1	22	3290-277	Nut - Speed	6
‡5	83-1790	Decal - Warning	1	23	83-1420	Column - Steering	1
6	83-0750	Screw - Cap Hex. Hd. L.H.	1	24	92-8690	Steering - Valve Assembly	1
7	323-4	Screw - Cap Hex. Hd.	2	25	83-0810	Cover - Steering Valve	1
8	32144-21	Screw - Round Hd.	2	26	83-1350	Hose - Hydraulic	3
9	68-5140	Cap - Steering Wheel	1	27	83-1360	Hose - Hydraulic	1
10	47-6990	Nut - Steering Wheel	1	29	237-21	Seal - O-Ring	4
11	68-5130	Steering Wheel Assembly (Incl. Ref. #8 & 9)	1	30	340-1	Fitting - Hydraulic Straight (Incl. Ref. #29 & 31)	4
12	3246-3	Screw - Set	1	31	237-42	Seal - O-Ring	4
13	65-6390	Washer - Thrust	1	‡32	83-2050	Decal - Steering Arm	1
14	83-0740	Disc - Friction	2	33	3274-63	Screw - Hex. Socket Hd.	2
15	83-0730	Spacer - Lockup	1	34	3256-26	Washer - Flat	2
16	83-0760	Plate - Lockup	1	35	83-1700	Bushing - Flange	1
17	233-48	Knob	1	36	93-2499	Decal - Warning	1
18	83-0700	Handle - Lockup	1				

‡For different language versions of this part, see International Parts Page.



T-1442

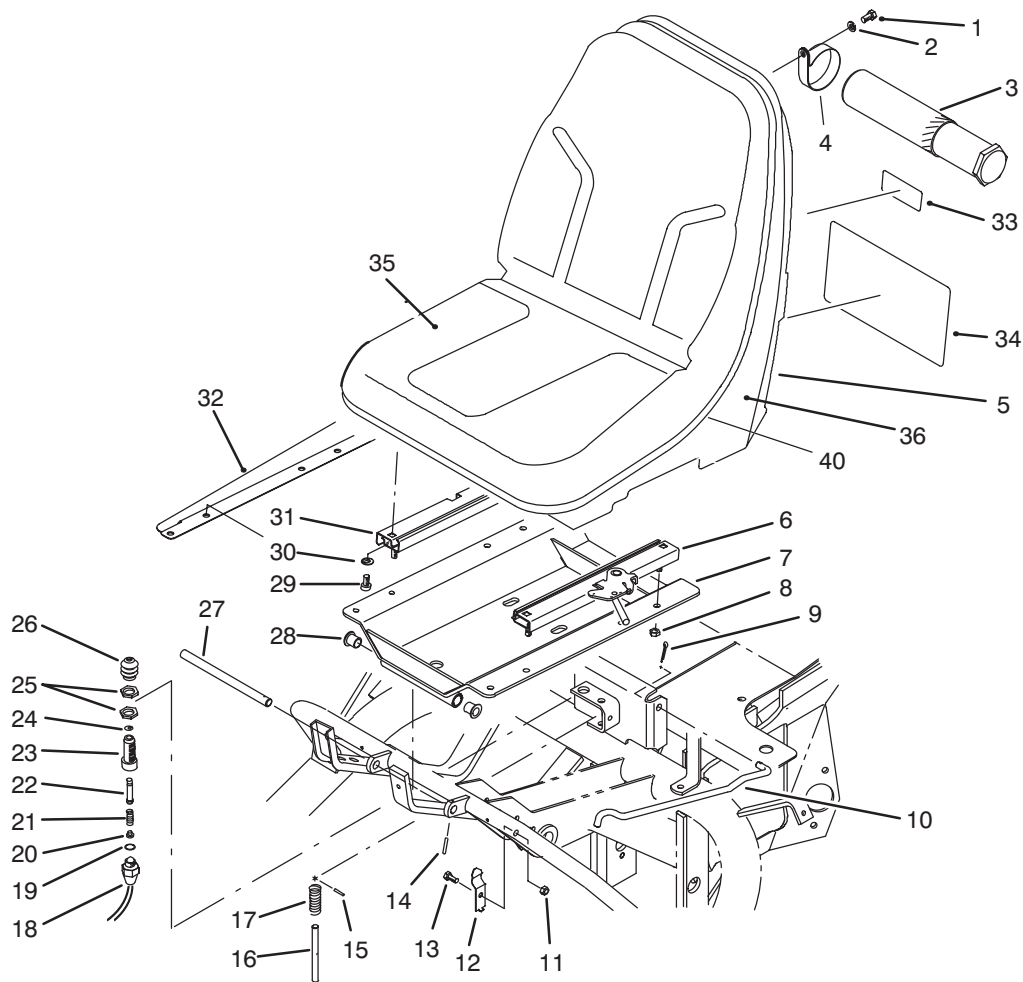
POWER STEERING VALVE NO. 92-8690

Ref. No.	Part No.	Description	No. Used
†1		Seal – Dust	1
2	52-9230	Ring – Retaining	1
3	92-8691	Bushing – Seal Gland	1
†4		O-Ring	1
†5		Seal – One Piece	1
8	59-6730	Race – Bearing	2
9	59-6740	Bearing – Needle Thrust	1
†10		Housing	1
†11		Sleeve – Control	1
12	83-1860	Centering Spring Kit	1
†13		Spool – Control	1
†14		O-Ring	3
15	92-8697	Plate – Wear	1
16	70-8250	Drive	1
17	83-1870	Gerotor	1
18	67-8113	Cap – End	1

Ref. No.	Part No.	Description	No. Used
19	92-8696	Screw – Torx Hd.	7
20	59-6830	Centering Pin Kit	1
21	52-9290	Retainer – Ball Check	1
22	52-9280	Ball – Check	1
†23		O-Ring	1
24	52-9270	Seat – Ball Check	1
†25		O-Ring	1
26	52-9260	Screw – Set	1
*	52-9250	Needle Bearing Kit (Incl. Ref. #8-9)	1
*	83-1880	Control Parts Assembly (Incl. Ref. #10-13 & 20)	1
*	92-8695	Seal Kit (Incl. Ref. #1, 4, 5, 14, 23 & 25)	1

*Not Illustrated

†Not Serviced Separately



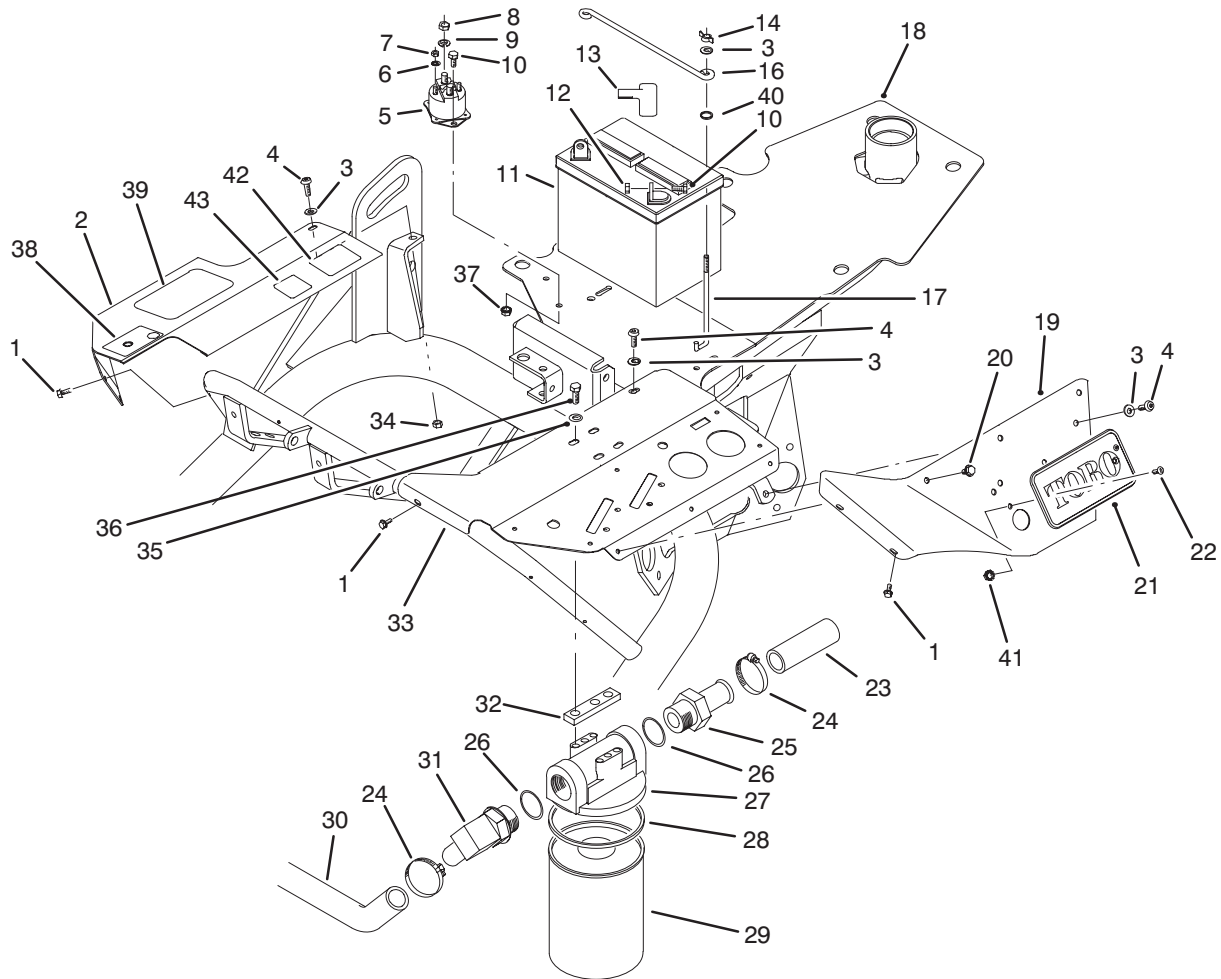
T-1290A

SEAT ASSEMBLY

Ref. No.	Part No.	Description	No. Used	Ref. No.	Part No.	Description	No. Used
1	322-2	Screw - Cap Hex. Hd.	2	20	43-8610	Seat - Ball	1
2	3253-4	Washer - Lock	2	21	43-8600	Spring - Compression	1
3	74-0720	Tube - Manual	1	22	43-8860	Plunger - Switch	1
4	2412-133	Clamp - R	2	23	43-8620	Guide - Switch	1
5	92-1180	Seat Assembly (Incl. Ref. #35, 36 & 40)	1	24	237-7	Seal - O-Ring	1
6	51-0790	Adjuster - Seat	1	25	218-461	Nut - Hex.	2
7	83-1270	Seat Support Assembly (Incl. Ref. #28)	1	26	43-8870	Boot - Switch	1
8	3296-29	Nut - Lock	4	27	49-5880	Shaft - Seat Support	1
9	3272-11	Pin - Cotter	1	28	256-155	Bushing - Flange	2
10	68-5100	Rod - Seat Prop	1	29	3274-12	Screw - Hex. Socket Hd.	4
11	3296-16	Nut - Lock	1	30	3256-23	Washer - Flat	4
12	68-5310	Clip - Seat Rod	1	31	51-0780	Slider - Seat	1
13	321-3	Screw - Cap Hex. Hd.	1	32	83-1840	Cover - R.H.	1
14	32121-45	Pin - Roll	1	‡33	58-6530	Decal - Hydraulic Oil	1
15	3284-3	Pin - Groove	1	‡34	92-9779	Decal - Service	1
16	51-0350	Pin - Seat Spring	1	35	92-6533	Kit - Cushion	1
17	3-6685	Spring - Compression	1	36	92-6534	Shell	1
18	72-4320	Switch - Ball	1	40	351-78	Edging	1
19	237-30	Seal - O-Ring	1	*	43-9071	Seat Switch Assembly (Incl. Ref. #18-26)	1

*Not Illustrated

‡For different language versions of this part, see International Parts Page.

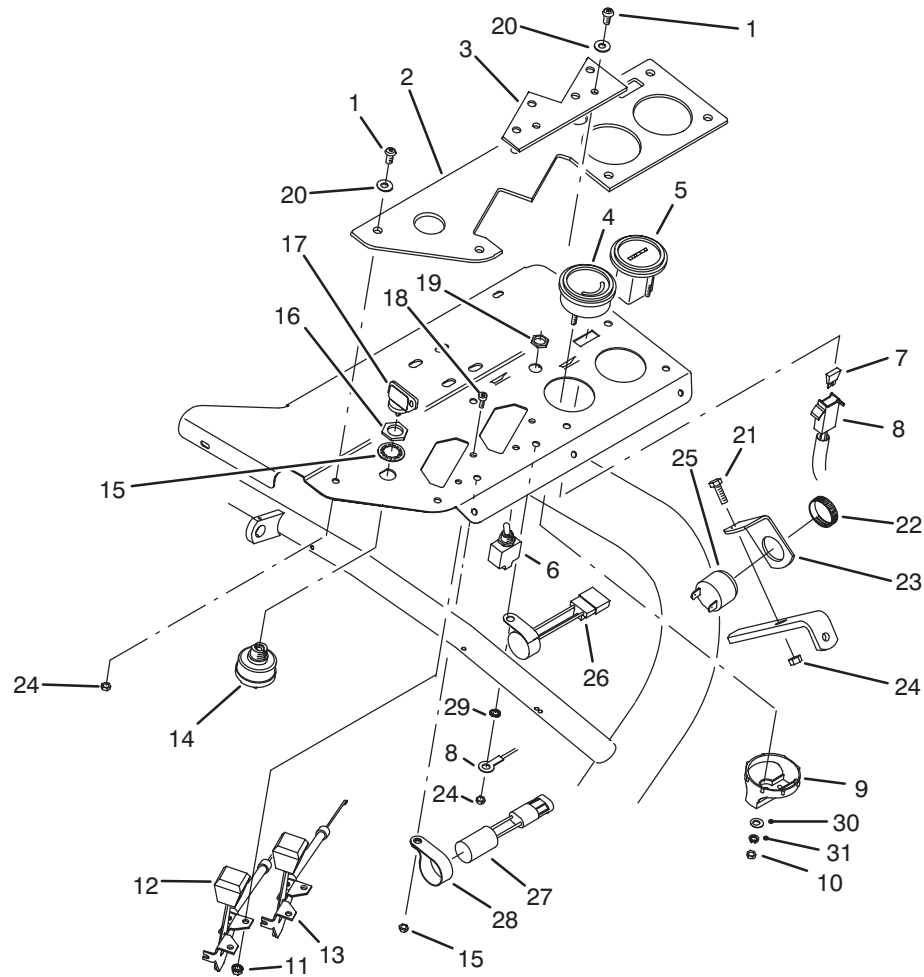


T-1295A

FRAME ASSEMBLY

Ref. No.	Part No.	Description	No. Used	Ref. No.	Part No.	Description	No. Used
1	32104-76	Screw - Self Tapping	5	25	353-563	Fitting - Hydraulic Straight (Incl. Ref. #26)	1
2	94-2694	Cover - R.H.	1	26	237-101	Seal - O-Ring	2
3	3256-22	Washer - Flat	5	27	44-5560	Head - Oil Filter	1
4	3274-91	Screw - Hex. Socket Hd.	3	28	72-3850	Seal - Filter	1
5	28-4210	Solenoid - Starter	1	29	74-3570	Filter - Hydraulic Oil (Incl. Ref. #28)	1
6	3254-1	Washer - Lock	2	30	68-5880	Hose - Hydraulic	1
7	3219-14	Nut - Hex.	2	31	353-564	Fitting - Hydraulic 90° (Incl. Ref. #26)	1
8	3218-13	Nut - Jam	2	32	27-2380	Spacer	2
9	3253-4	Washer - Lock	2	33	83-0830	Panel - Control Upper	1
10	321-3	Screw - Cap Hex. Hd.	4	34	3296-16	Nut - Lock	3
11	28-1400	Battery	1	35	3256-23	Washer - Flat	4
12	3217-5	Nut - Hex.	2	36	322-4	Screw - Cap Hex. Hd.	4
13	28-8080	Boot Terminal	1	37	32149-2	Nut - Keps	2
14	32103-12	Nut - Wing	2	‡38	83-1850	Decal - Traction	1
16	72-4790	Hold-Down - Battery	1	39	67-1300	Decal - TORO	1
17	56-7720	Bolt - Battery	2	40	237-143	Grommet	2
18	92-9164	Frame Assembly	1	41	32149-7	Nut - Keps	2
19	83-0840	Fender - L.H.	1	42	92-5524	Decal - Noise	1
20	46-8560	Screw - Self Taping	3	43	63-9920	Decal - EEC	1
21	61-3310	Plate - Logo	1				
22	3290-470	Screw - Flat Hd.	2				
23	83-1430	Hose - Hydraulic	1				
24	2412-34	Clamp - Hose	3				

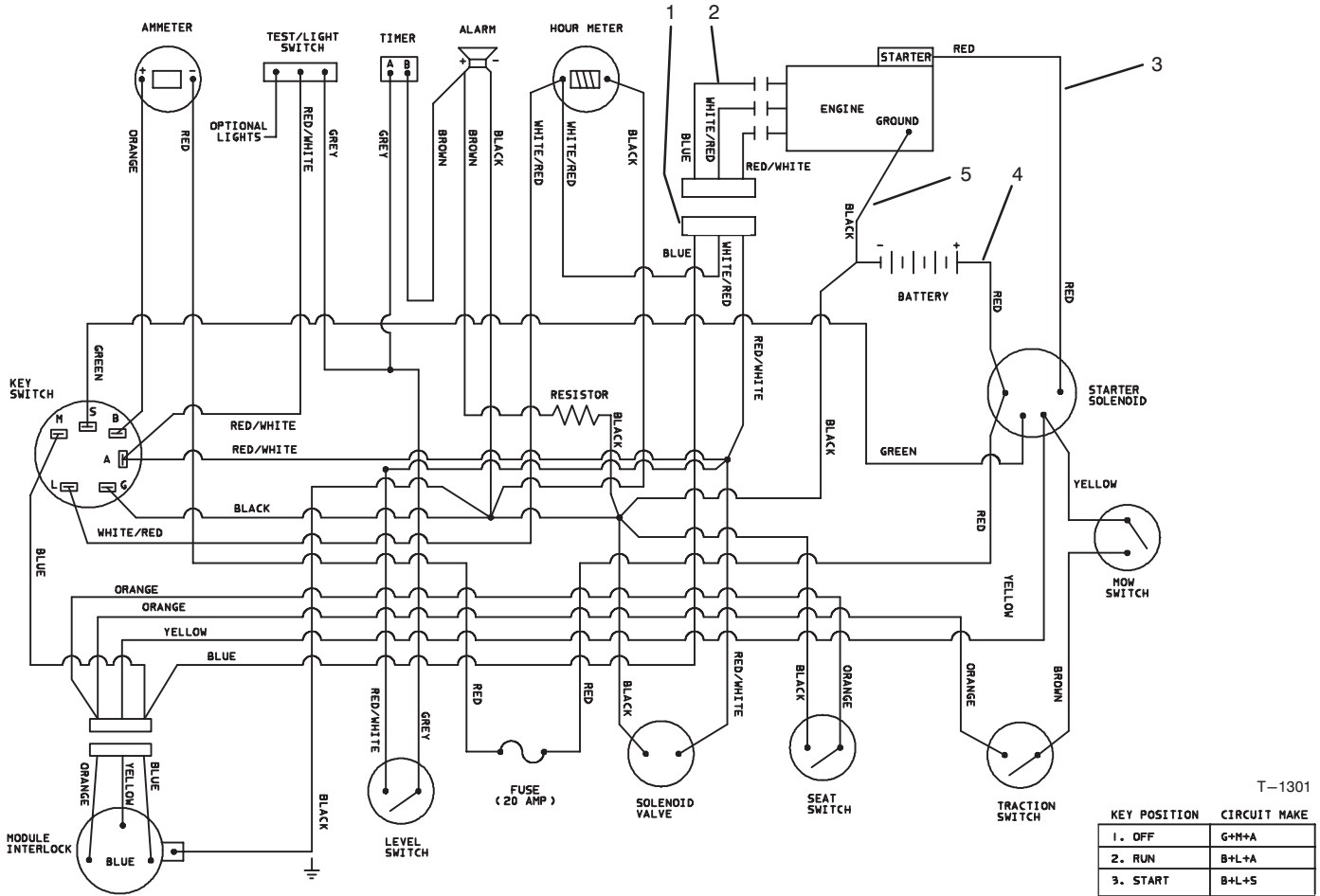
‡For different language versions of this part, see International Parts Page.



T-1296A

CONTROL PANEL ASSEMBLY

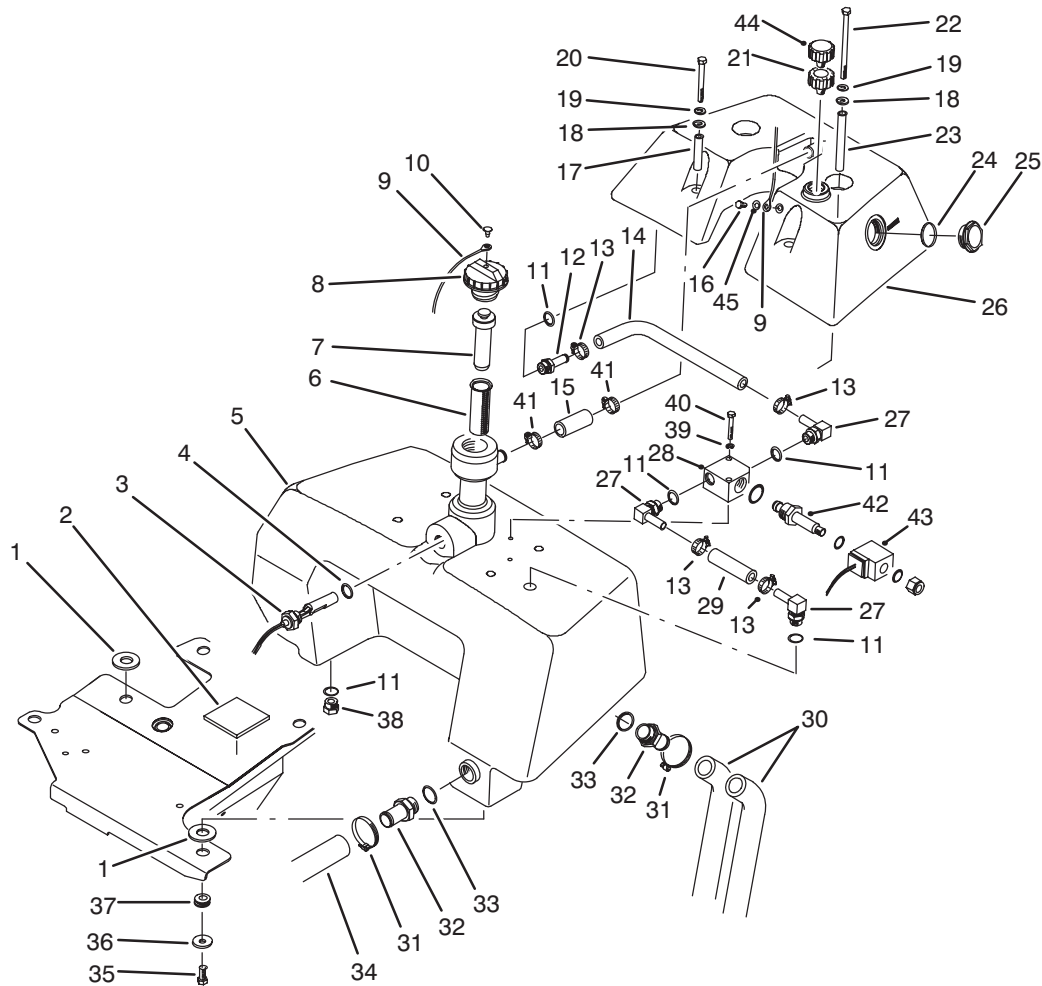
Ref. No.	Part No.	Description	No. Used	Ref. No.	Part No.	Description	No. Used
1	3274-69	Screw - Hex. Socket Hd.	8	16	218-461	Nut - Hex.	1
2	83-0850	Plate - Control Panel	1	17	63-8360	Key - Ignition	2
3	83-2030	Plate - Filler	1	18	3273-26	Screw - Hex. Socket Hd.	4
4	83-0820	Gauge - Ammeter	1	19		Nut - Hex.	2
5	66-2950	Gauge - Hourmeter	1	20	3256-1	Washer - Flat	8
6	83-1660	Switch Assembly (Incl. Ref. #19)	1	21	321-4	Screw - Cap Hex. Hd.	1
7	218-594	Fuse - 20 Amp	1	22		Retainer - Alarm	1
8	83-1100	Harness - Wire (Main)	1	23	83-1530	Bracket - Alarm	1
9	39-9600	Clamp - Mounting	1	24	3296-16	Nut - Lock	9
10	3219-14	Nut - Hex.	6	25	80-9330	Audio Alarm Assembly (Incl. Ref. #22)	1
11	3296-27	Nut - Lock	4	26	28-7890	Module - Interlock	1
12	83-0030	Control - Throttle	1	27	83-2280	Timer - Relay	1
13	83-0040	Control - Choke	1	28	2412-39	Clamp - R	1
14	83-0020	Ignition Switch Assembly (Incl. Ref. #15-16)	1	29	3255-7	Washer - Lock	1
15	3254-5	Washer - Lock	1	30	3256-21	Washer - Flat	2
				31	3254-1	Washer - Lock	2



ELECTRICAL SCHEMATIC

Ref. No.	Part No.	Description	No. Used
1	83-1100	Harness - Wire (Main)	1
2	83-1110	Harness - Wire (Engine)	1
3	83-1160	Wire - Solenoid-Starter	1

Ref. No.	Part No.	Description	No. Used
4	83-2420	Wire - Solenoid-Battery	1
5	83-1150	Wire - Engine Ground	1

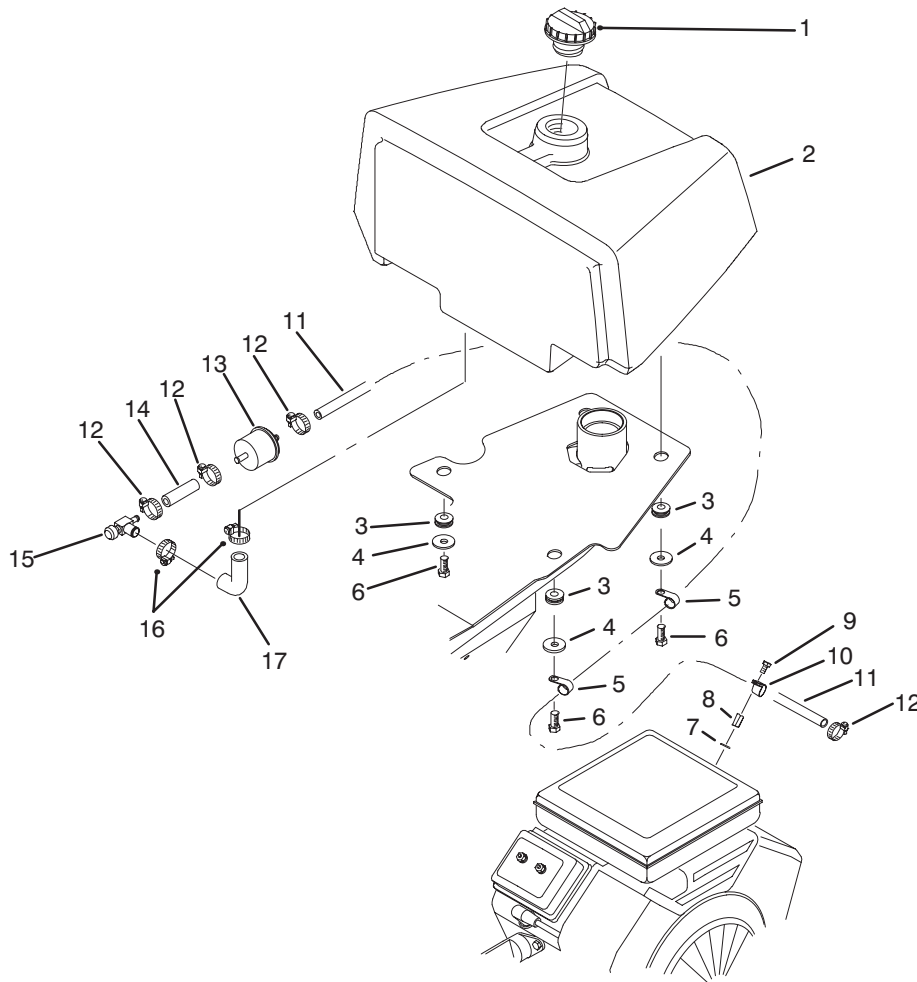


T-1289A

HYDRAULIC RESERVOIR ASSEMBLY

Ref. No.	Part No.	Description	No. Used
1	83-2400	Spacer – Tank	2
2	83-2390	Pad – Tank	1
3	83-1450	Sensor – Oil Level	1
4	237-80	Seal – O-Ring	1
5	92-8966	Reservoir – Hydraulic	1
6	83-1520	Screen – Filler	1
7	92-4063	Plug – Filler Cap	1
8	93-7160	Cap – Hydraulic Reservoir (Incl. Ref. #9 & 10)	1
9	75-0540	Tether – Cap	1
10	2410-73	Retainer – Tether	1
11	237-79	Seal – O-Ring	5
12	354-121	Fitting – Hydraulic Straight (Incl. Ref. #11)	1
13	2412-36	Clamp – Hose	4
14	83-2070	Hose – Valve	1
15	83-2090	Hose – Overflow	1
16	321-2	Screw – Cap Hex. Hd.	1
17	83-1550	Spacer – Tank (Short)	2
18	83-1470	Washer – Neoprene	4
19	3256-71	Washer – Flat	4
20	322-14	Screw – Cap Hex. Hd.	2
21	92-8020	Adapter – Breather	1
22	322-29	Screw – Cap Hex. Hd.	2
23	83-1560	Spacer – Tank (Long)	2
24	237-123	Seal – O-Ring	1

Ref. No.	Part No.	Description	No. Used
25	83-2250	Guage – Sight (Incl. Ref. #24)	1
26	83-2100	Tank – Auxiliary Hydraulic	1
27	354-120	Fitting – Hydraulic 90° (Incl. Ref. #11)	3
28	83-1460	Solenoid Valve Assembly (Incl. Ref. #42 & 43)	1
29	83-2080	Hose – Valve-Tank	1
30	83-0910	Hose – Hydraulic	2
31	2412-34	Clamp – Hose	3
32	83-0870	Fitting – Hydraulic Straight (Incl. Ref. #33)	3
33	237-177	Seal – O-Ring	3
34	83-1430	Hose – Hydraulic	1
35	323-6	Screw – Cap Hex. Hd.	3
36	63-8410	Washer – Flat	3
37	240-11	Grommet	3
38	353-550	Plug – Hydraulic (Incl. Ref. #11)	1
39	3253-3	Washer – Lock	2
40	321-11	Screw – Cap Hex. Hd.	2
41	2412-141	Clamp – Hose	2
42	83-2000	Spool – Valve	1
43	83-2010	Coil – Valve	1
44	68-6150	Breather	1
45	3256-22	Washer – Flat	1



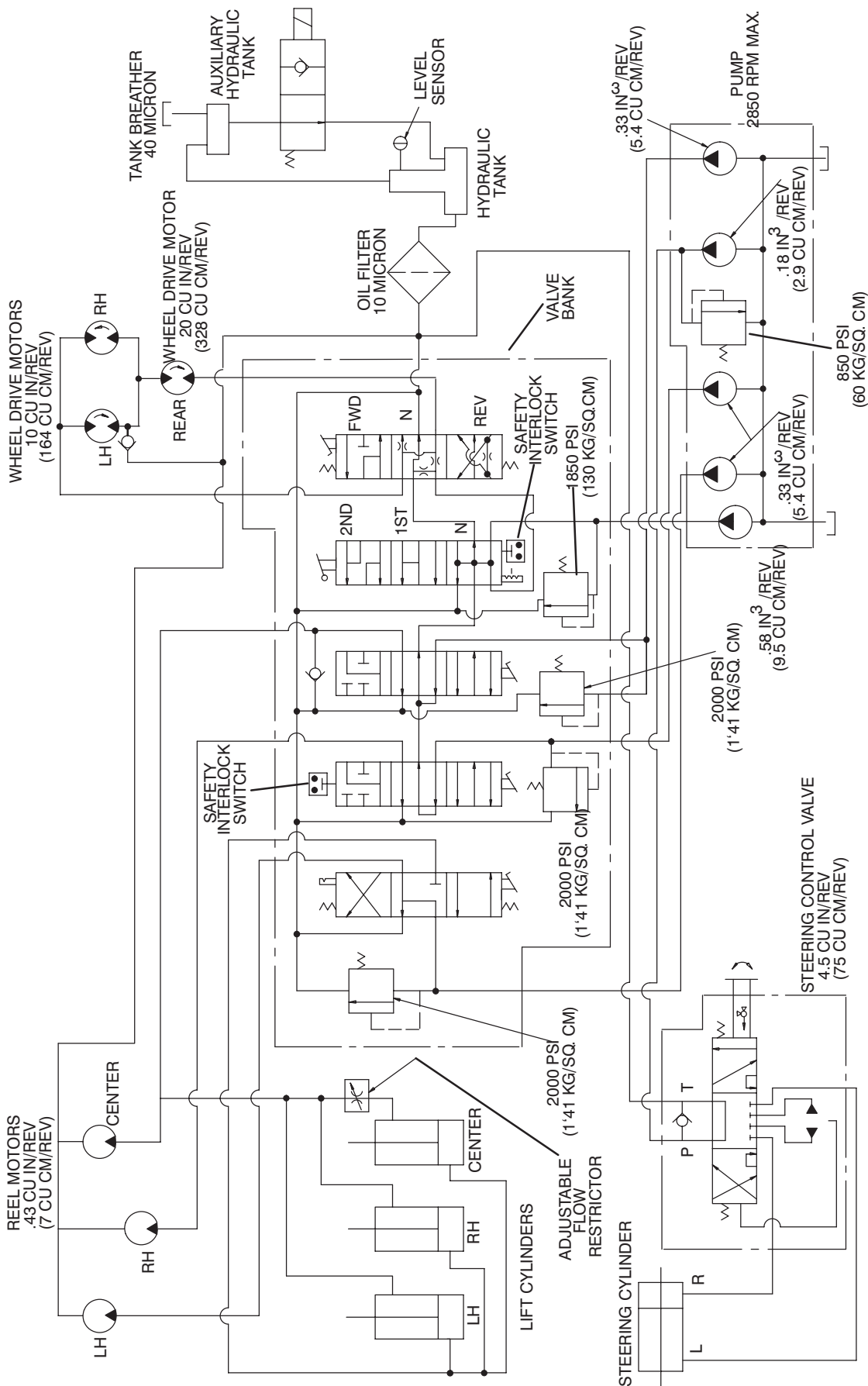
T-1317B

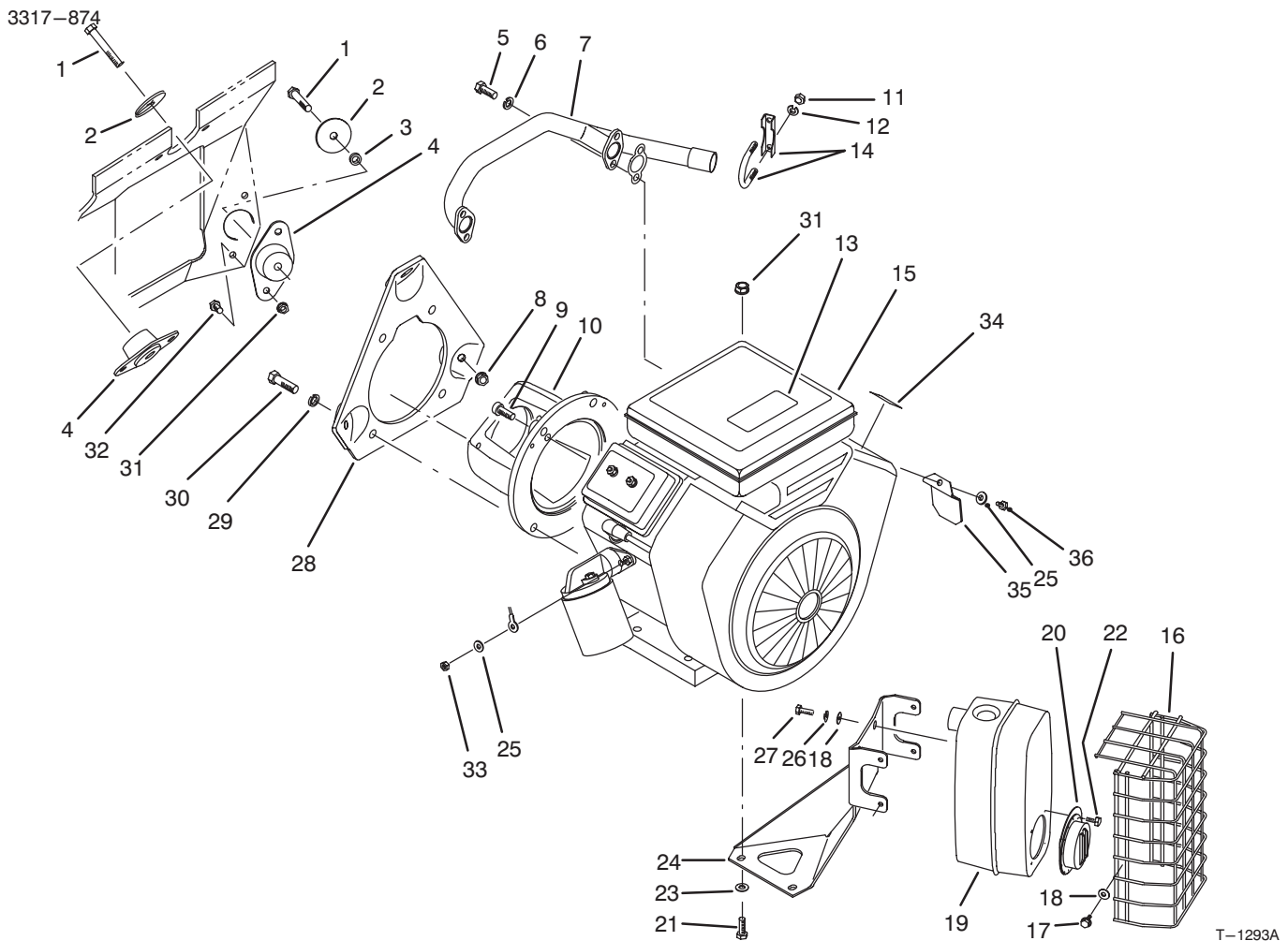
FUEL TANK ASSEMBLY

Ref. No.	Part No.	Description	No. Used
1	93-3101	Cap - Fuel	1
2	92-7189	Tank - Fuel	1
3	240-11	Grommet	4
4	63-8410	Washer - Flat	4
5	2412-41	Clamp - R	3
6	323-6	Screw - Cap Hex. Hd.	3
7	3256-63	Washer - Flat	1
8	83-2200	Nut - Special	1
9	48-7610	Screw - Cap Hex. Hd.	1

Ref. No.	Part No.	Description	No. Used
10	2412-94	Clamp - R	1
11	93-0116	Hose - Fuel	1
12	2412-108	Clamp - Hose	4
13	94-2690	Asm. - Filter, Fuel	1
14	83-2040	Hose - Fuel	1
15	83-1390	Fitting - Fuel Shut-Off	1
16	2412-36	Clamp - Hose	2
17	93-0117	Hose - Fuel	1

HYDRAULIC SCHEMATIC





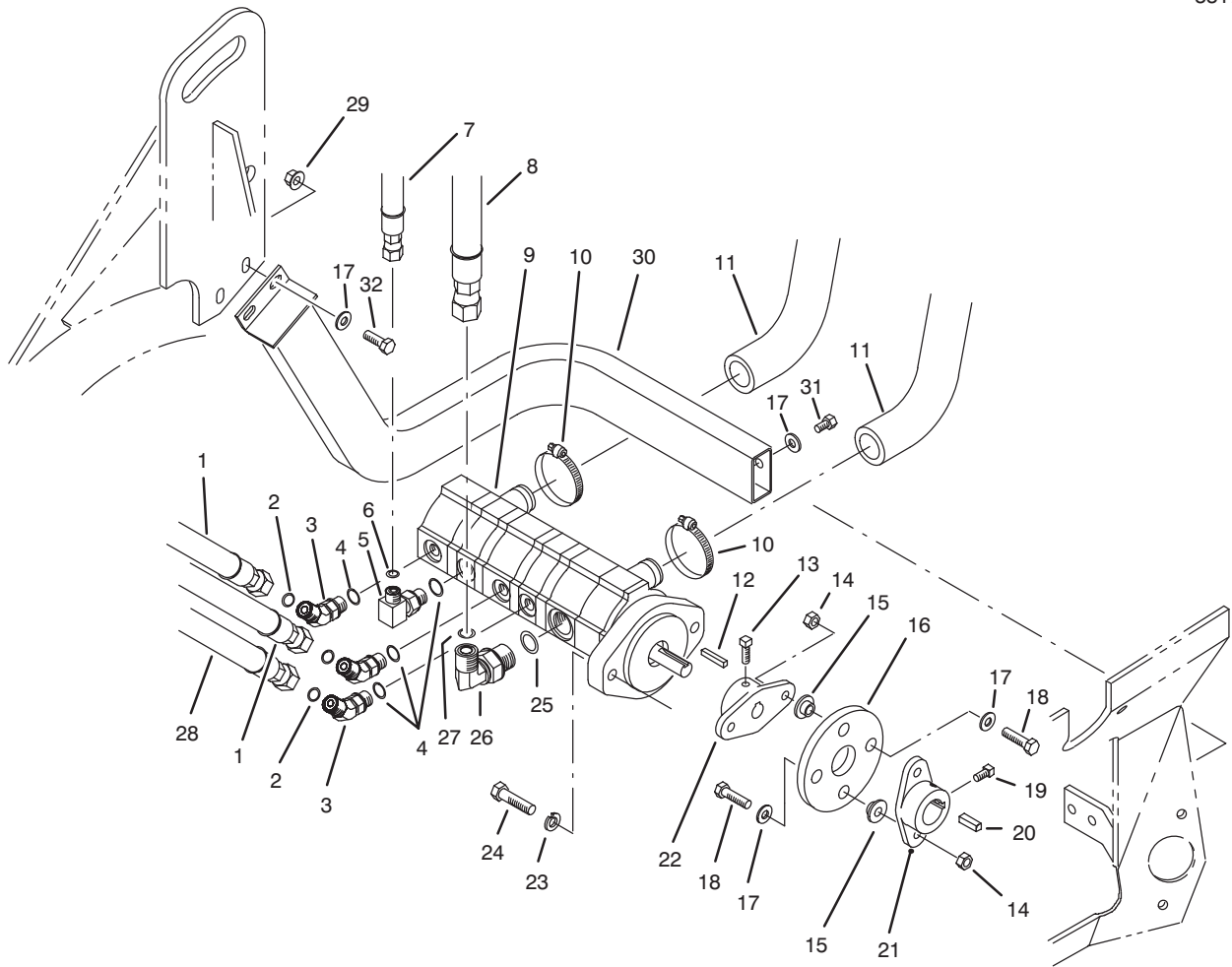
ENGINE INSTALLATION ASSEMBLY

Ref. No.	Part No.	Description	No. Used
1	323-12	Screw – Cap Hex. Hd.	3
2	83-1040	Washer – Mount	3
3	83-1050	Spacer – Mount	2
4	83-1030	Mount – Engine	3
5		Screw – Cap Hex. Hd.	4
6		Washer – Lock	4
7	83-1080	Pipe – Exhaust	1
8	3290-357	Nut – Flange Lock	3
9	3274-7	Screw – Socket Hd.	2
10	83-1060	Adapter – Pump	1
11		Nut – Hex.	2
12		Washer – Lock	2
‡13	71-3620	Decal – Engine RPM	1
14	2112-11	Clamp – Muffler (Incl. Ref. #11 & 12)	1
15	83-0010	Engine Assembly (Incl. Ref. #5 & 6)	1
16	83-1400	Shield – Muffler	1
17	12-3270	Screw – Hex. Washer Hd.	4
18	3256-1	Washer – Flat	8

Ref. No.	Part No.	Description	No. Used
19	493963	Muffler	1
*	83-2240	Arrestor – Spark (Optional)	1
20	83-2220	Deflector – Exhaust	1
21	322-8	Screw – Cap Hex. Hd.	2
22	83-2230	Screw – Cap Hex. Hd.	4
23	3256-23	Washer – Flat	2
24	83-1630	Bracket – Muffler Support	1
25	43-5930	Washer – Lock	2
26	3253-3	Washer – Lock	4
27	321-4	Screw – Cap Hex. Hd.	4
28	85-8120	Plate – Engine Mount	1
29	3253-6	Washer – Lock	4
30	324-7	Screw – Cap Hex. Hd.	4
31	32128-20	Nut – Flange Lock	8
32	322-3	Screw – Cap Hex. Hd.	6
33	43-2830	Nut – Hex	1
‡34	63-8440	Decal – Warning Hot	1
35	83-2310	Shield	1
36	48-7620	Screw – Cap Hex. Hd.	1

*Not Illustrated

‡For different language versions of this part, see International Parts Page.

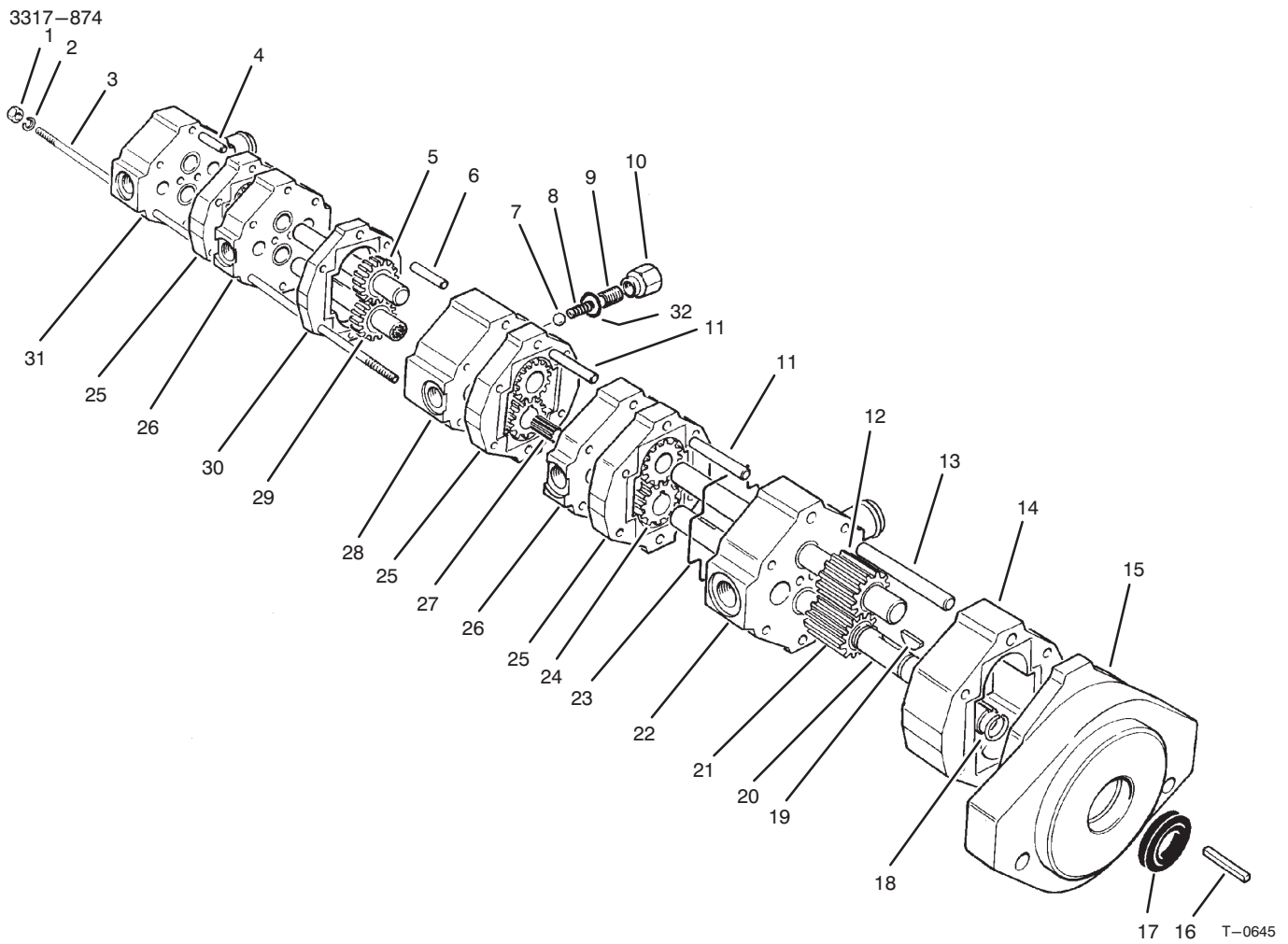


T-1292

HYDRAULIC PUMP INSTALLATION ASSEMBLY

Ref. No.	Part No.	Description	No. Used
1	83-1190	Hose - Hydraulic	2
2	237-22	Seal - O-Ring	3
3	340-87	Fitting - Hydraulic 45° (Incl. Ref. #2 & 4)	3
4	237-42	Seal - O-Ring	4
5	340-82	Fitting - Hydraulic 90° (Incl. Ref. #4 & 6)	1
6	237-21	Seal - O-Ring	1
7	83-1350	Hose - Hydraulic	1
8	83-1180	Hose - Hydraulic	1
9	92-9764	Hydraulic Pump Assembly (Incl. Ref. #12)	1
10	2412-34	Clamp - Hose	2
11	83-0910	Hose - Pump	2
12	5-0946	Key - Square	1
13	3241-6	Screw - Set Square Hd.	2
14	3296-29	Nut - Lock	4
15	27-6600	Spacer - Coupling	4

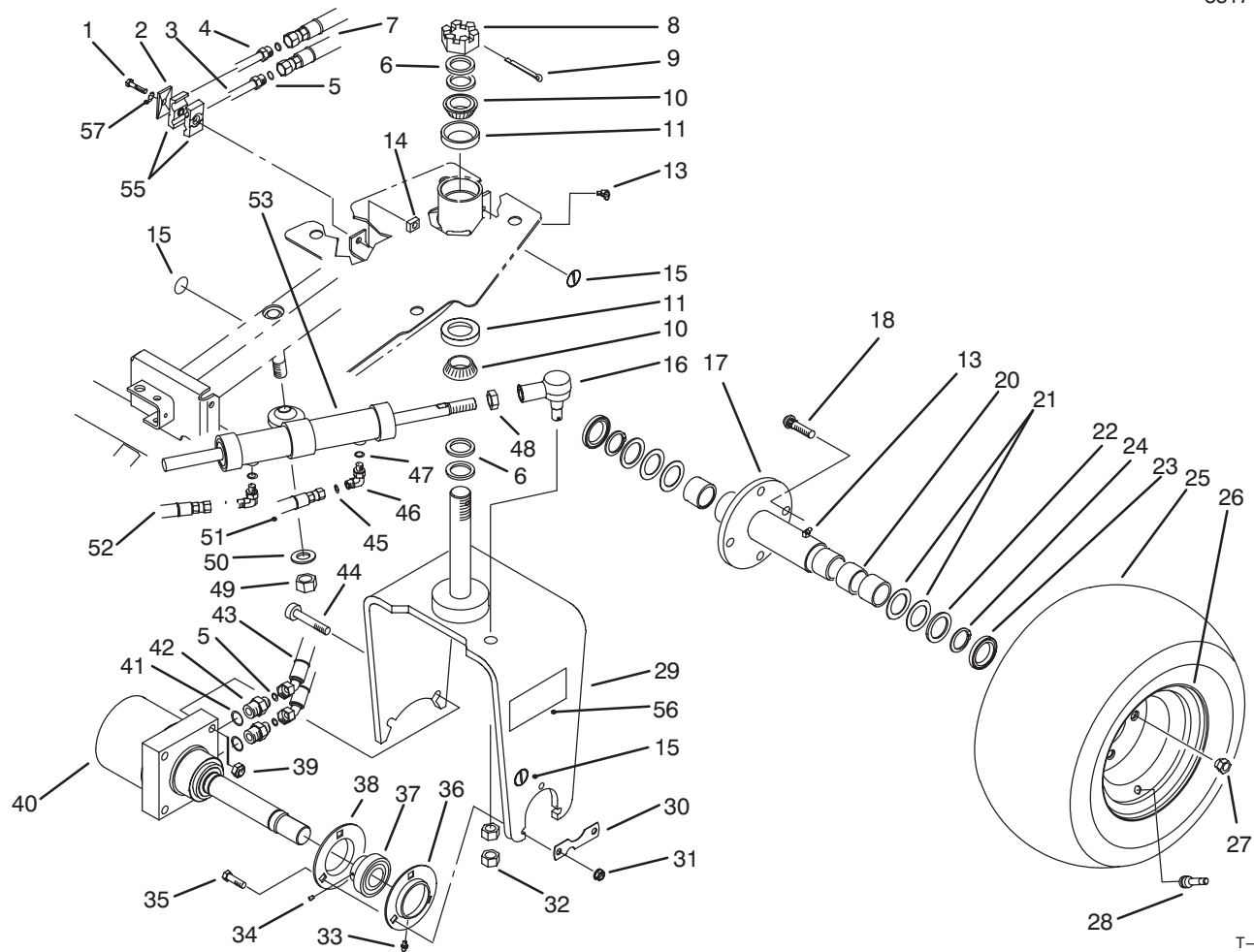
Ref. No.	Part No.	Description	No. Used
16	44-2230	Coupling - Rubber	1
17	3256-23	Washer - Flat	8
18	322-6	Screw - Cap Hex. Hd.	4
19	3241-2	Screw - Set Square Hd.	2
20	10-7070	Key - Square	1
21	27-1960	Hub - Engine	1
22	27-1970	Hub - Pump	1
23	3253-21	Washer - Lock	2
24	323-8	Screw - Cap Hex. Hd.	2
25	237-80	Seal - O-Ring	1
26	340-105	Fitting - Hydraulic 90° (Incl. Ref. #25 & 27)	1
27	237-30	Seal - O-Ring	1
28	83-1170	Hose - Hydraulic	1
29	32128-20	Nut - Flange Lock	2
30	83-1940	Guard - Pump	1
31	322-1	Screw - Cap Hex. Hd.	2
32	322-4	Screw - Cap Hex. Hd.	2



HYDRAULIC PUMP 92-9764

Ref. No.	Part No.	Description	No. Used
1	3217-6	Nut - Hex.	4
2	354-16	Washer - Lock	4
3	354-17	Stud - Threaded	4
4	354-11	Pin - Dowel	2
5	354-9	Idler Shaft - Gear Assy.	1
6	354-12	Pin - Dowel	2
7		Ball - Valve	1
8		Spring - Compression	1
9		Adjuster - Valve	1
10		Cap - Adjuster, Valve	1
11	354-13	Pin - Dowel	4
12	92-9774	Idler Shaft - Gear Assy.	1
13	354-14	Pin - Dowel	2
14	92-9766	Plate - Gear 66B	1
15	354-2	Body Assembly	1
16	5-0946	Key - Square	1
17	354-15	Seal - Shaft	1

Ref. No.	Part No.	Description	No. Used
18	353-886	Ring - Retaining	2
19	353-884	Key - Woodruff	4
20	92-9772	Shaft - Drive	1
21	92-9773	Gear - 66B	1
22	354-3	Bearing Plate Assembly	1
23	353-922	Seal - Ring	10
24	353-967	Gear - 33B	6
25	353-969	Plate - Gear 33B	3
26	353-923	Bearing Plate Assembly	2
27	354-5	Adapter - Splined	1
28	354-4	Bearing Plate Assembly (Incl. Ref. #7-10 & 32)	1
29	354-8	Drive Shaft - Gear Assy.	1
30	354-6	Plate - Gear 18B	1
31	354-7	Cover Assembly	1
32	354-35	Gasket	1



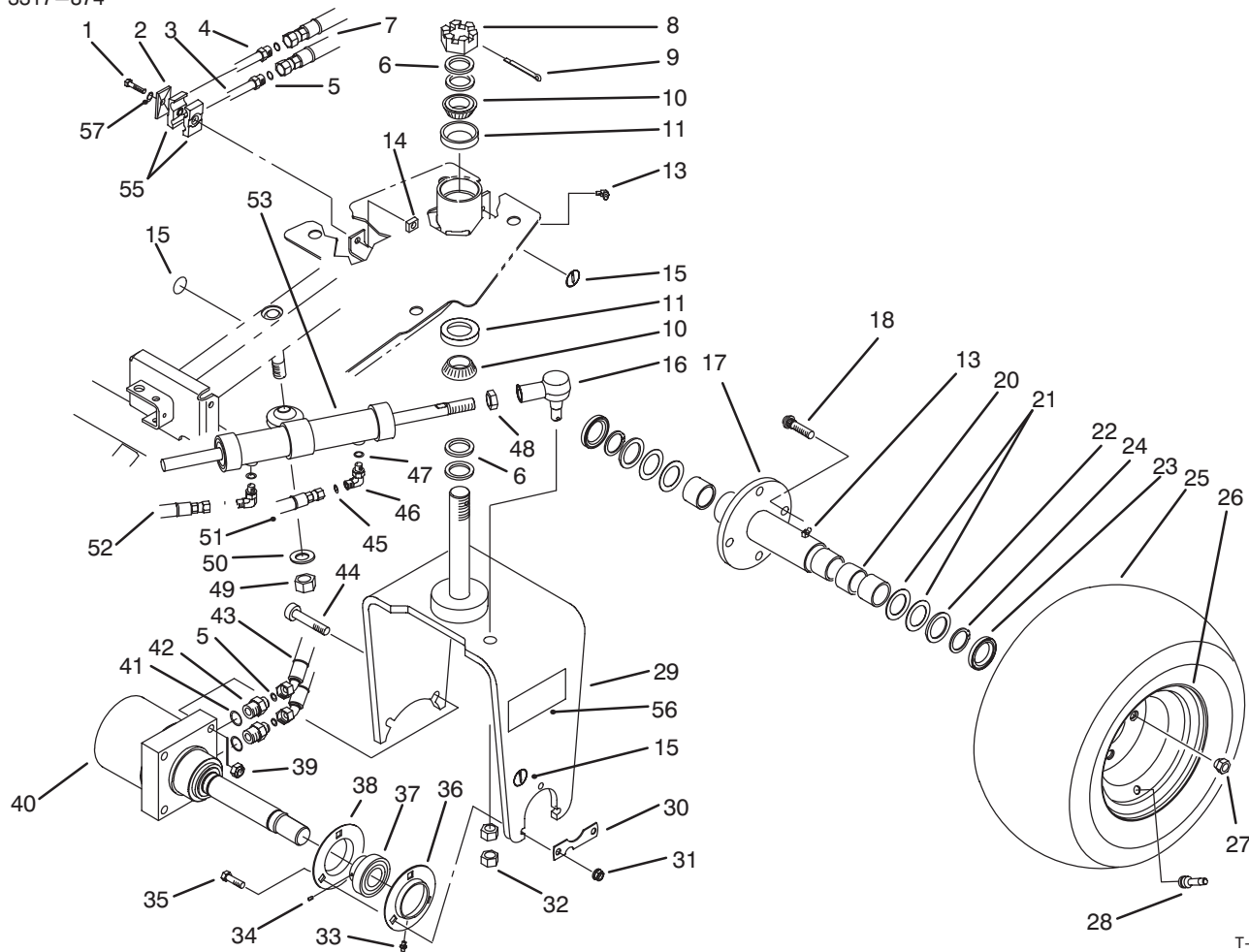
T-1839C

REAR WHEEL ASSEMBLY

Ref. No.	Part No.	Description	No. Used
1	322-7	Screw - Cap Hex. Hd.	1
2	89-9760	Cover - Plate	1
3	93-0115	Assy. - Tube, Rear Bottom	1
4	93-0114	Assy. - Tube, Rear Top	1
5	237-30	O-Ring	4
6	18-6320	Washer - Steering	4
7	92-9197	Hose - Hydraulic (Incl. Ref. #5)	2
8	32136-9	Nut - Hex. Slotted	1
9	3272-37	Pin - Cotter	1
10	254-70	Cone - Bearing	2
11	254-61	Cup - Bearing	2
13	302-40	Fitting - Grease 90°	2
14	3290-496	Nut - Retaining	1
15	58-6520	Decal - Grease	3
16	83-1640	Rod End Assembly	1
17	92-9152	Hub W.A. - Wheel	1
18	10-6730	Stud - Drive	4
20	92-9167	Roller - Clutch	4
21	92-9166	Washer - Thrust	4
22	92-9159	Washer	2
23	92-9165	Seal - Grease	2
24	32151-10	Ring - Retainer	2
25	28-3680	Tire	1
26	217-60	Rim	1
27	242-50	Nut - Lug	4

Ref. No.	Part No.	Description	No. Used
28	232-27	Valve Stem w/Cap	1
29	93-2529	Fork - Castor	1
30	88-8350	Tab - Bearing	1
31	3296-39	Nut - Lock	3
32	3220-6	Nut - Jam	2
33	302-5	Fitting - Grease	1
34	251-352	Screw - Set	1
35	323-29	Screw - Cap Hex. Hd.	3
36	85-8940	Flange - Bearing, Lube (Incl. Ref. #33)	1
37	251-352	Assembly - Bearing (Incl. Ref. #34)	1
38	85-8950	Flange - Bearing	1
39	3296-23	Nut - Lock	2
40	92-9169	Motor - Hydraulic	1
41	237-80	O-Ring	2
42	340-7	Fitting - Hydraulic (Incl. Ref. #41)	2
43	92-9197	Hose - Hydraulic (Incl. Ref. #5)	2
44	5-3934	Bolt - Fork, Castor	1
45	237-21	O-Ring	2
46	340-132	Fitting - Hydraulic 90° (Incl. Ref. #45 & 47)	2
47	237-78	O-Ring	2
48	84-5300	Nut - Jam	1

3317-874



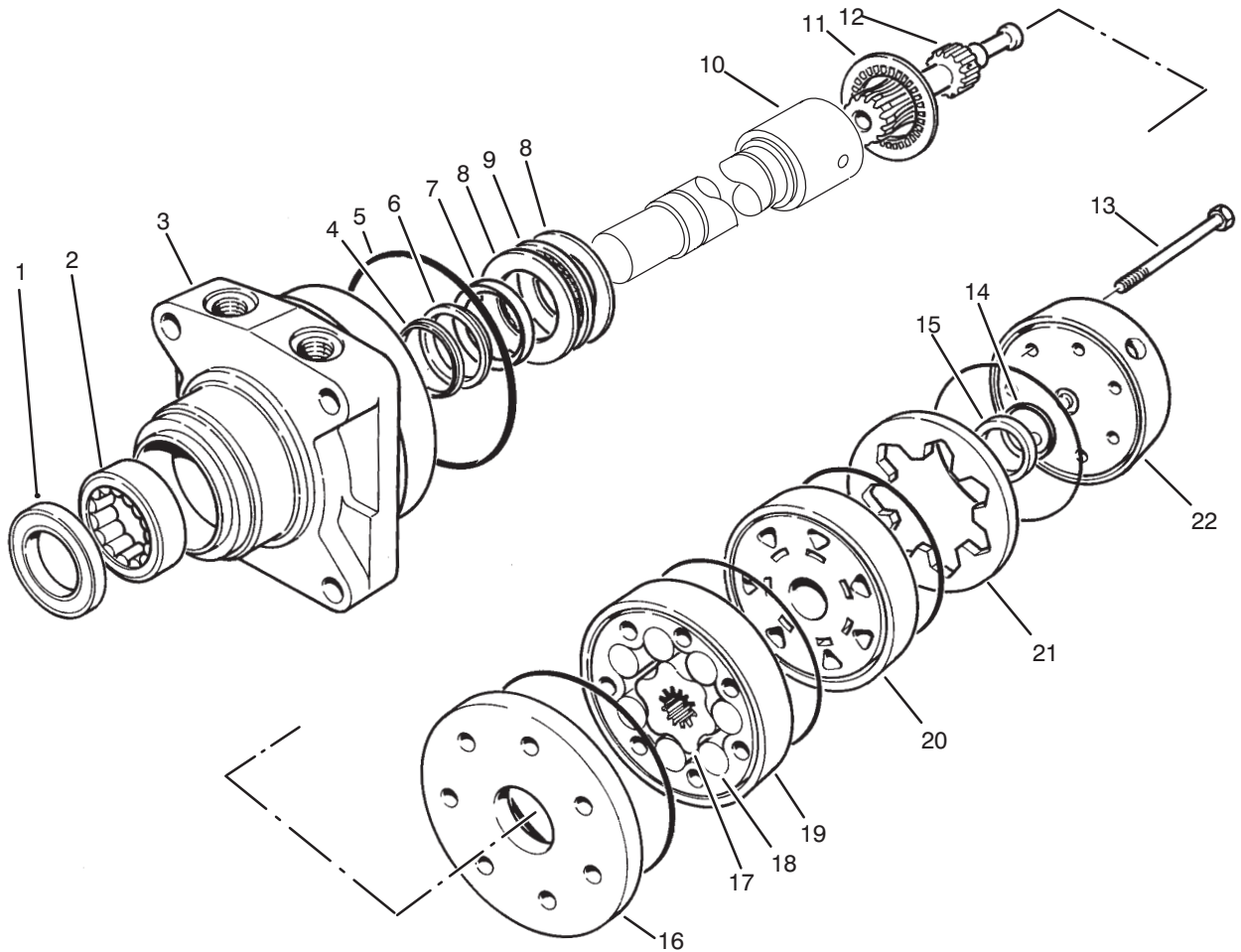
T-1839C

REAR WHEEL ASSEMBLY (Continued)

Ref. No.	Part No.	Description	No. Used
49	3217-12	Nut - Hex.	1
50	3256-28	Washer - Flat	1
51	83-1360	Hose - Hydraulic	1
52	83-1350	Hose - Hydraulic	1
53	83-2330	Hydraulic Cylinder Assy.	1

Ref. No.	Part No.	Description	No. Used
55	56-7971	Clamp - Tube	2
56	92-9752	Decal - 3WD	2
57	3253-4	Washer - Lock	1
*	232-37	Tube - Inner (Optional)	1

*Not Illustrated

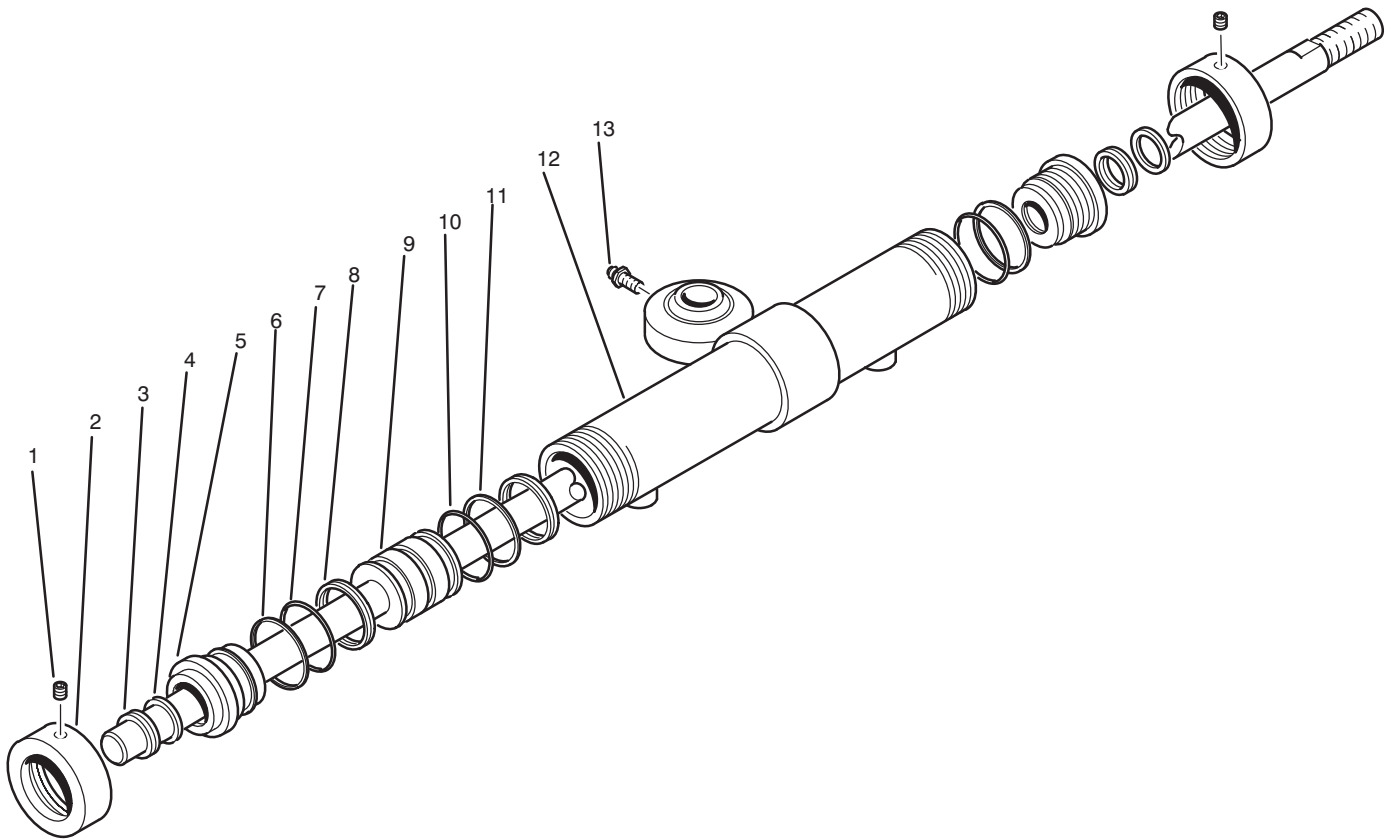


T-1830

HYDRAULIC DRIVE MOTOR ASSEMBLY NO. 92-9169

Ref. No.	Part No.	Description	No. Used
1		Seal - Dirt & Water	1
2		Bearing	1
3		Housing	1
4		Washer - Back-Up	1
5		Ring - Seal	5
6		Washer - Back-Up	1
7		Seal - Inner	1
8		Washer - Thrust	2
9		Bearing - Thrust	1
10	92-9760	Shaft - Coupling	1
11	76-0850	Bearing - Thrust	1
12	92-9758	Link - Drive	7
13	92-9756	Screw - Cap Hex. Hd.	1
14		Seal - Commutator	1
15		Commutator	1

Ref. No.	Part No.	Description	No. Used
16	92-9754	Plate - Wear	1
17		Rotor	1
18		Vane	7
19		Stator	1
20	92-9755	Manifold	1
21		Ring - Commutator	1
22	92-9759	End Cover Assembly	1
*	92-9757	Rotor Set (Incl. Ref. #19-21)	1
*	76-0880	Commutator Assembly (Incl. Ref. #15, 16 & 23)	1
*	76-0800	Seal Kit (Incl. Ref. #1, 4-7 & 15)	1
*	92-9753	Housing Assembly (Incl. Ref. #2, 3 & 8-10)	1



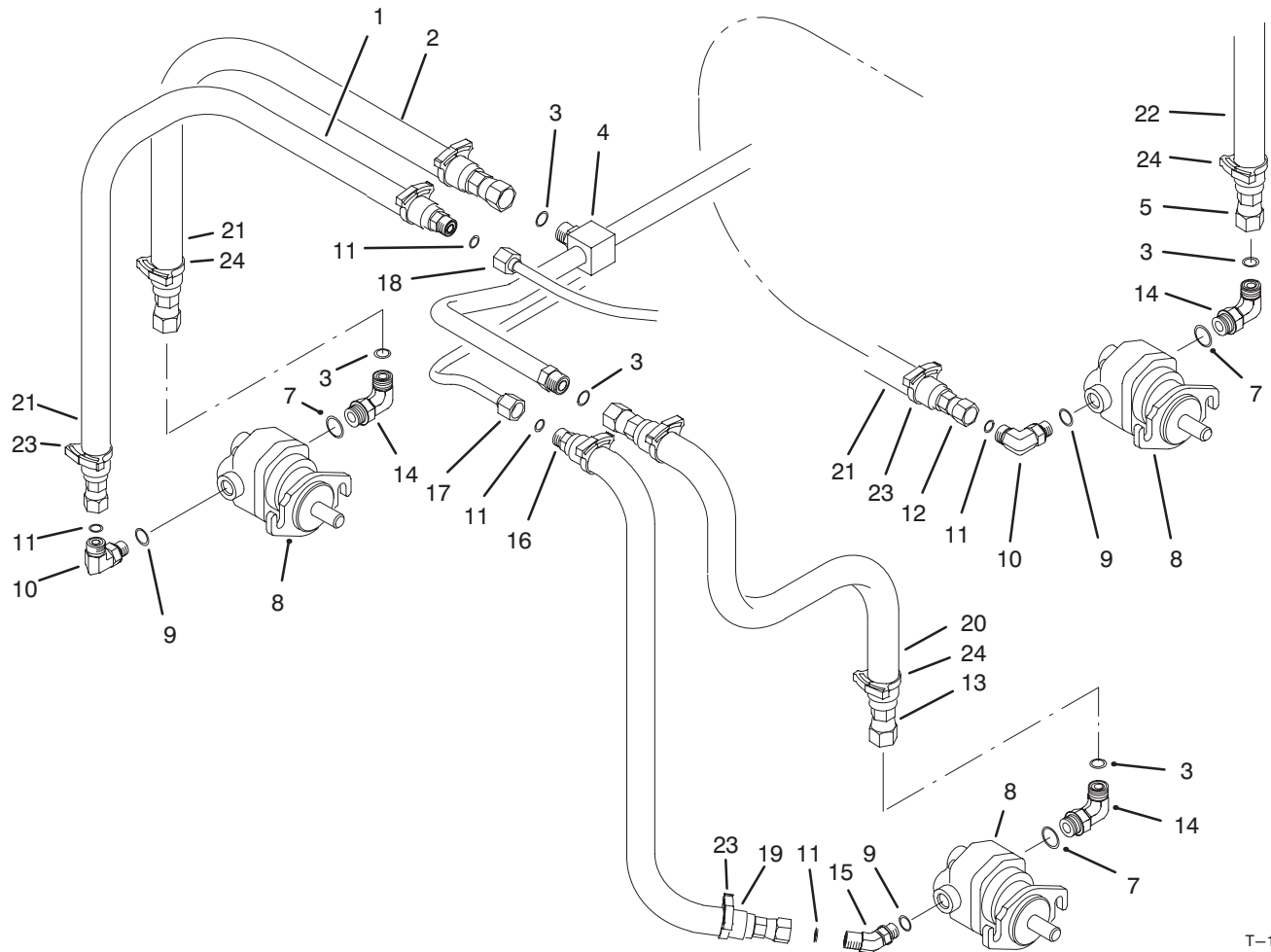
T-1313

HYDRAULIC CYLINDER ASSEMBLY NO. 83-2330

Ref. No.	Part No.	Description	No. Used
1	3245-1	Screw - Set, Hex. Soc. Hd.	2
2	83-2340	Cap - Threaded	2
3		Wiper - Rod	2
4		U-Cup - Double Lip	2
5	83-2350	Cap - Head, Thread	2
6		Ring - Back-Up	2
7		O-Ring	2
8		Ring - Wear	2

Ref. No.	Part No.	Description	No. Used
9	83-2360	Assembly - Rod	1
10		O-Ring	1
11		Ring - Piston, Urithane	1
12	83-2370	Assembly - Barrel	1
13	302-5	Fitting - Grease	1
*	83-2380	Kit - Seal Repair (Incl. Ref. #1-7)	1

*Not Illustrated

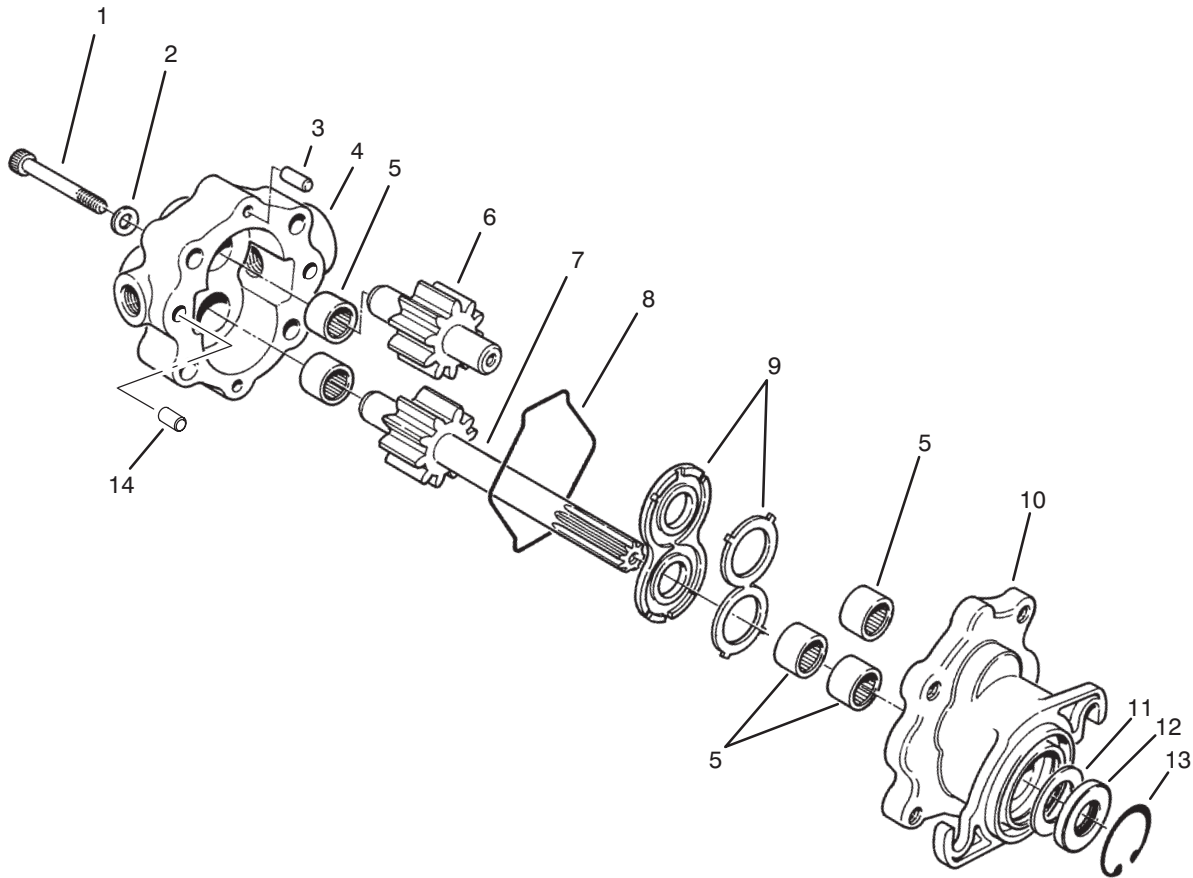


T-1297B

REEL MOTOR INSTALLATION ASSEMBLY

Ref. No.	Part No.	Description	No. Used
1	63-3810	Hose - Hydraulic (Incl. Ref. #21 & 23)	1
2	63-3820	Hose - Hydraulic (Incl. Ref. #21 & 24)	1
3	237-30	Seal - O-Ring	5
4	63-4040	Hydraulic Tube Assembly (Incl. Ref. #3)	1
5	63-3840	Hose - Hydraulic (Incl. Ref. #22 & 24)	1
7	237-79	Seal - O-Ring	3
8	94-3506	Reel Motor Assembly	3
9	237-42	Seal - O-Ring	3
10	340-77	Fitting - Hydraulic 90° (Incl. Ref. #9 & 11)	2
11	237-22	Seal - O-Ring	5
12	74-3830	Hose - Hydraulic (Incl. Ref. #21 & 23)	1

Ref. No.	Part No.	Description	No. Used
13	63-3830	Hose - Hydraulic (Incl. Ref. #20 & 24)	1
14	340-98	Fitting - Hydraulic 90° (Incl. Ref. #3 & 7)	3
15	340-87	Fitting - Hydraulic 45° (Incl. Ref. #9 & 11)	1
16	63-3870	Hose - Hydraulic (Incl. Ref. #19 & 23)	1
17	63-4020	Tube - Hydraulic	1
18	63-4030	Tube - Hydraulic	1
19	56-7986	Sleeve - Protective	1
20	56-7987	Sleeve - Protective	1
21	56-7980	Sleeve - Protective	3
22	56-7981	Sleeve - Protective	1
23	93-9346	Clamp - Hose, Pressure	6
24	93-9347	Clamp - Hose, Return	6



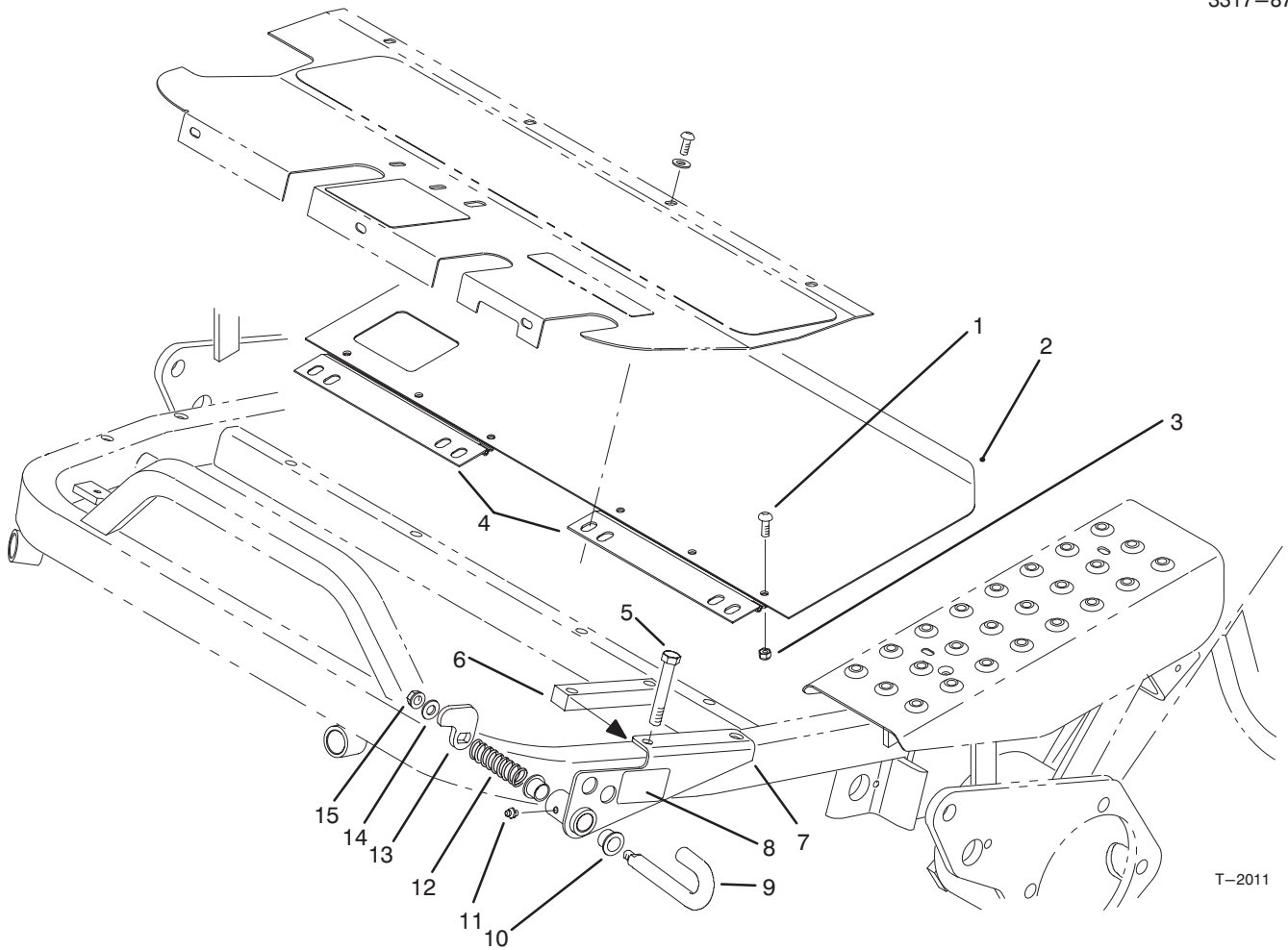
T-1872

REEL MOTOR NO. 94-3506

Ref. No.	Part No.	Description	No. Used
1	354-50	Screw - Hex. Socket Hd.	4
2	354-51	Washer	4
3	353-599	Pin - Dowel	2
4	94-3507	Cover Assembly (Incl. Ref. #5)	
5		Bearing - Needle	5
6	94-3509	Idle Gear Assembly	1
7	94-3508	Drive Shaft Assembly	1
8	354-46	Ring - Seal	1

Ref. No.	Part No.	Description	No. Used
9	74-3810	Load Plate Assembly	1
10	92-8795	Body Assembly (Incl. Ref. #5)	1
11		Spacer	1
12		Seal - Shaft	1
13	32151-41	Ring - Retaining	1
14	92-8796	Pin - Dowel	2
*	92-8863	Repair Kit (Incl. Ref. #8 & 11-13)	1

*Not Illustrated



CE KIT COMPONENT ASSEMBLY

Ref. No.	Part No.	Description	No. Used
1	3274-31	Screw - Hex. Socket Hd.	6
2	93-2566	Plate - Cover	1
3	3296-8	Nut - Lock	6
4	93-2565	Hinge	2
5	323-13	Screw - Cap Hex. Hd.	2
†6	93-9907	Spacer - Lockout, Mow	1
7	93-9901	Bracket WA. - Lockout, Mow	1
8	93-9898	Decal - Lock	1
9	93-9903	Pin - Lockout, Mow	1

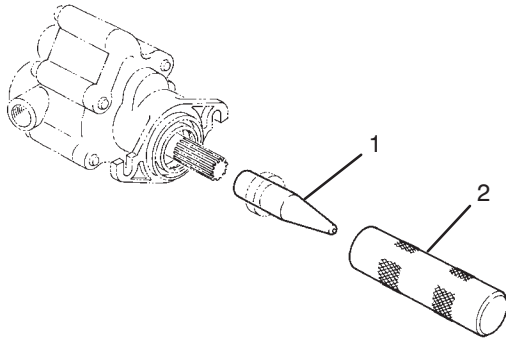
Ref. No.	Part No.	Description	No. Used
10	3-1606	Bushing	2
11	302-5	Fitting - Grease	1
12	76-0410	Spring	1
13	93-9904	Arm - Lockout, Mow	1
14	3256-38	Washer - Flat	1
15	3296-39	Nut - Lock	1
*	93-9931	Assy. - Bkt. Lockout, Mow (Incl. Ref. #7-8, 10 & 11)	1

*Not Illustrated

† Used on GR3000D only.

SPECIAL TOOLS

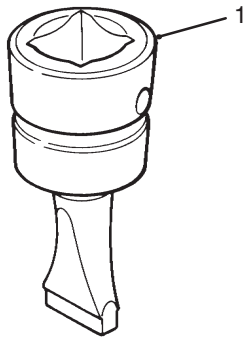
REEL MOTOR SEAL INSTALLATION TOOLS



T-0727

Ref. No.	Part No.	Description	No. Used
1	TOR491430	Protector – Seal	1
2	TOR491450	Installer – Seal	1

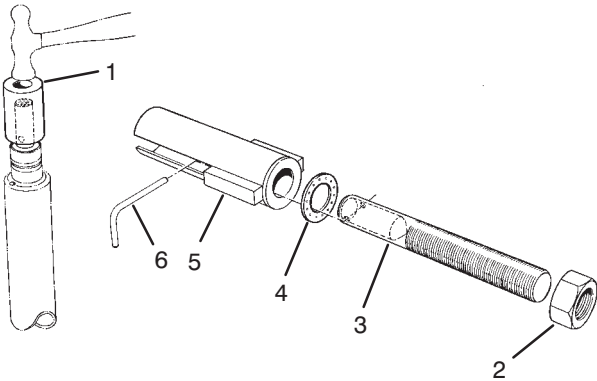
BED KNIFE SCREW TOOL NO. TOR510880



T-0729

Ref. No.	Part No.	Description	No. Used
1		Tool – Bed Knife Screw	1

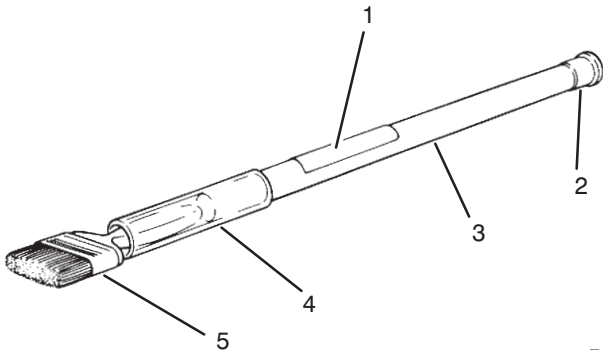
BEARING REPLACEMENT TOOL KIT NO. TOR238900



T-0730

Ref. No.	Part No.	Description	No. Used
1	23-8880	Driver – Bearing	2
2	3219-18	Nut – Hex.	1
3	23-8840	Puller – Bolt	1
4	22-6090	Washer – Thrust	1
5	23-8850	Tube – Support	1
6	23-8860	Pin – Bearing Rplcmnt.	1

BACKLAPPING BRUSH ASSEMBLY NO. 29-9100



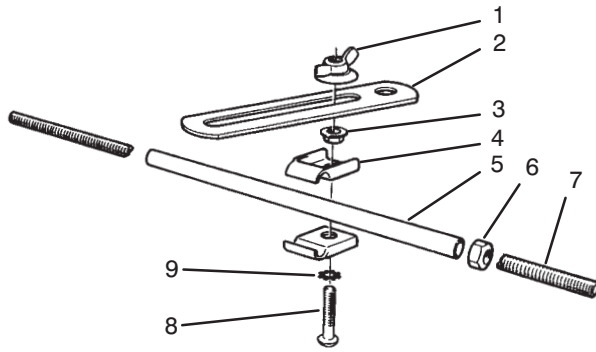
T-0731

Ref. No.	Part No.	Description	No. Used
1	12-9140	Decal	1
2	2410-18	Plug	1
3	29-9080	Handle	1
4	29-9090	Hose – Handle	1
5	36-4310	Brush	1

Note: Special tools may be ordered from: Owatonna Tool Company 2013 4th St. NW Owatonna, MN 55060

SPECIAL TOOLS (Continued)

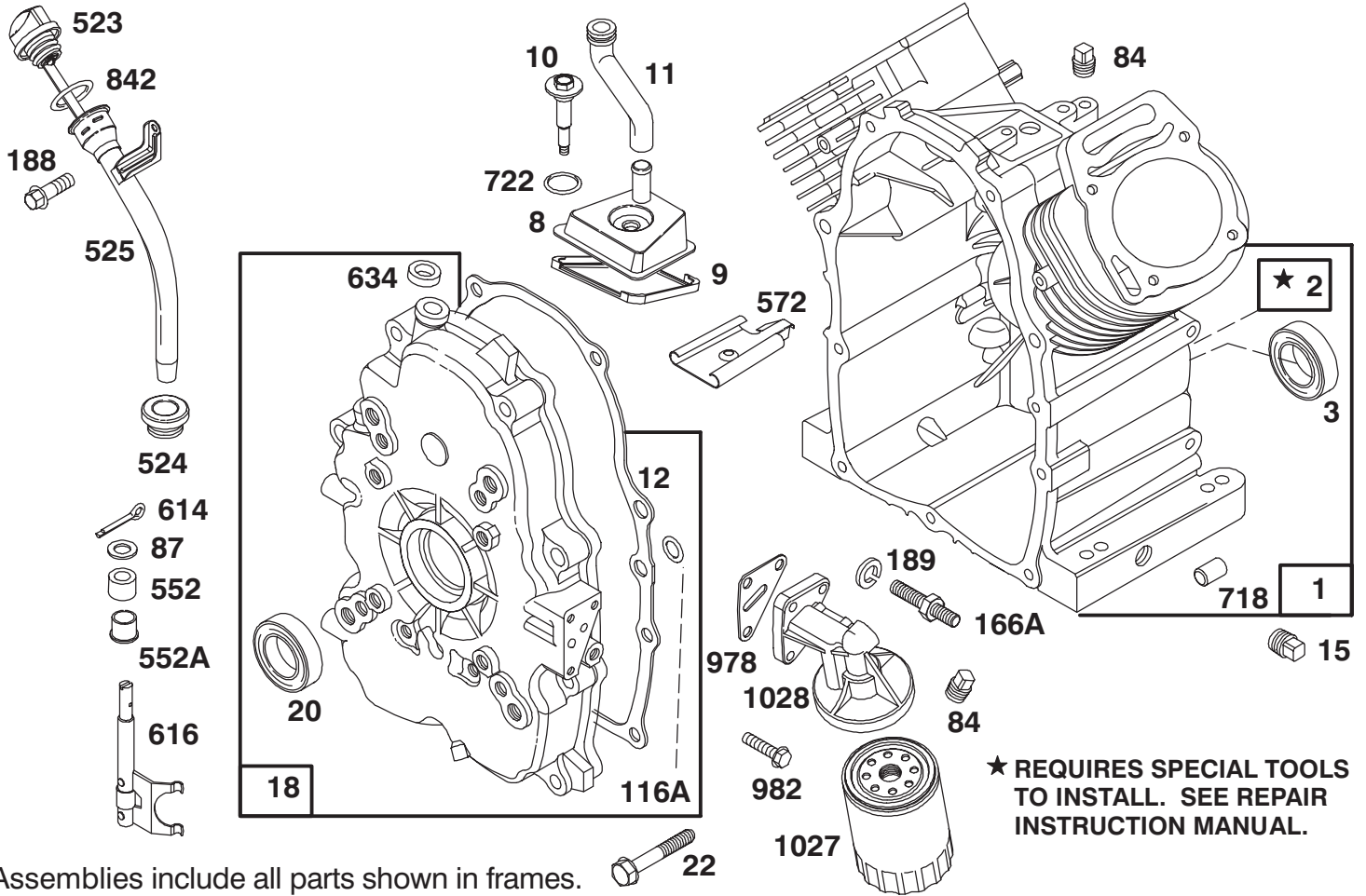
ALIGNMENT TOOL NO. TOR200120



T-0732

Ref. No.	Part No.	Description	No. Used
1	3-4808	Nut – Wing	1
2	20-0110	Bracket – Alignment	1
3	32128-20	Nut – Lock, Flange	1
4	3-6657	Clip – Skid	2
5	20-0070	Tube	1
6	3219-2	Nut – Hex.	1
7	20-0080	Rod	1
8	32122-35	Screw – Truss Head	1
9	3255-8	Washer – Lock, Int. Tooth	1

**Note: Special tools may be ordered from: Owatonna Tool Company
2013 4th St. NW
Owatonna, MN 55060**



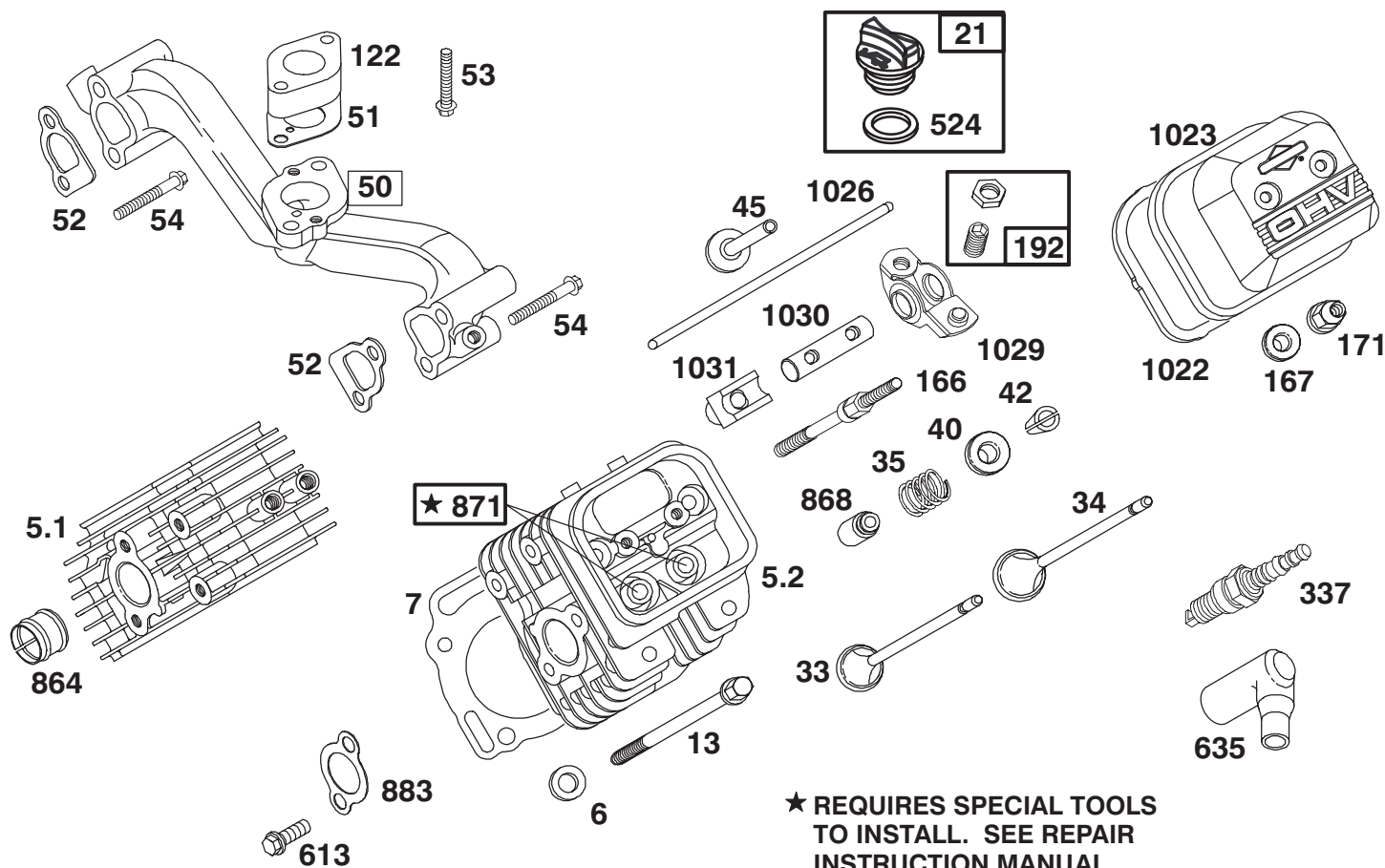
Assemblies include all parts shown in frames.

ENGINE BRIGGS & STRATTON MODEL 303447-0411-01

Ref. No.	Part No.	Description	No. Used
1	807521	Cylinder Assembly	
2	805107	Bearing – Cylinder	
3	805101	Seal – Oil	
8	807795	Breather Assembly	
*9	805379	Gasket – Breather	
10	805751	Screw – Hex. Washer Head	
11	805362	Tube – Breather	
*12	805112	Gasket – Crankcase Cover	
15	805048	Plug – Oil Drain	
18	807628	Cover Assembly – Crankcase	
20	805049	Seal – Oil	
22	805017	Screw – Crankcase Cover	
84	805059	Plug – Pipe	
87	805054	Seal – Governor Shaft	
*116A	805198	O-Ring (Crankcase Cover)	
166A	805073	Stud – Oil Filter Adapter	
188	805247	Screw – Hex. Head	

Ref. No.	Part No.	Description	No. Used
189	805449	Lockwasher	
523	807585	Dipstick	
524	805259	Seal – Filler Tube	
525	807584	Tube – Oil Filler	
552	805412	Bushing – Governor Shaft	
552A	805413	Bushing – Governor Shaft	
572	805197	Baffle – Breather	
614	805417	Pin – Cotter	
616	807596	Fork – Governor	
634	805416	Washer – Governor Shaft	
718	805103	Dowel – Crankcase	
*722	805483	Seal – Breather Screw	
842	805386	O-Ring	
*978	805250	Gasket – Oil Filter Adapter	
982	805030	Screw	
1027	491056	Filter – Oil	
1028	805292	Adapter – Oil Filter	

*Included in Gasket Set – Part No. 807989.



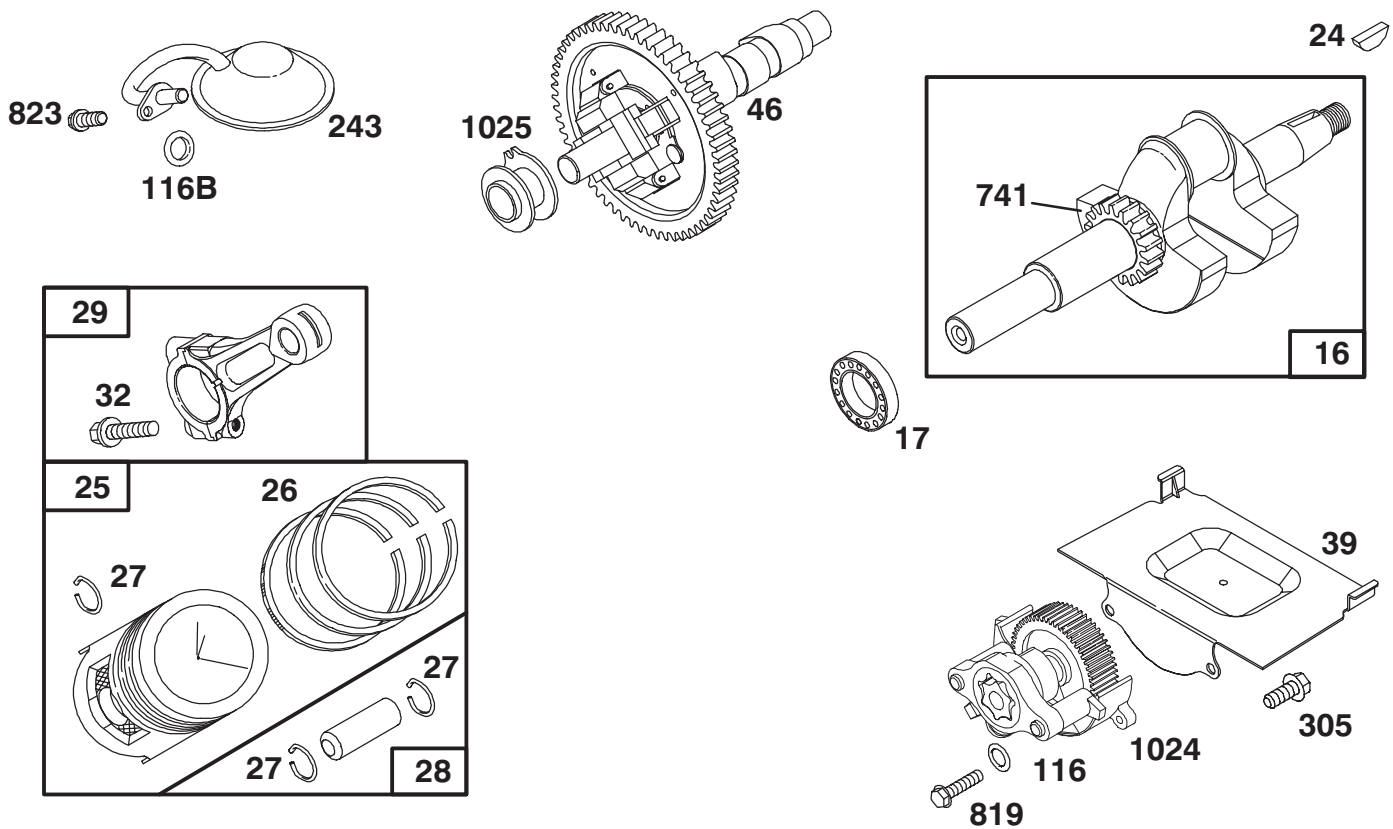
Assemblies include all parts shown in frames.

ENGINE BRIGGS & STRATTON MODEL 303447-0411-01

Ref. No.	Part No.	Description	No. Used	Ref. No.	Part No.	Description	No. Used
5.1	807987	Head – Cylinder (Cyl. #1)		192	807623	Screw – Valve Adjustment (Incl. Jam Nut)	
5.2	807988	Head – Cylinder (Cyl. #2)		337	491055	Plug – Spark	
*6	805193	Washer – Cylinder Head		524	271983	Seal – Filler Plug	
†7	807986	Gasket – Cylinder Head		613	805158	Screw	
13	805097	Screw – Cylinder Head		635	805529	Elbow – Spark Plug	
21	491832	Plug – Oil Fill (Cyl. #1)		864	805083	Liner – Exhaust Port	
33	805089	Valve – Exhaust		868	805094	Seal – Valve Guide	
34	805090	Valve – Intake		871	805084	Guide – Valve	
35	805078	Spring – Valve		*883	805024	Gasket – Exhaust Manifold	
40	805092	Retainer – Valve Spring		†1022	805028	Gasket – Valve Cover	
42	805161	Retainer – Valve		1023	805100	Cover – Valve	
45	805354	Tappet – Valve				Note: 808032 Cover – Valve Used on Cylinder #1.	
50	805772	Manifold – Intake		1026	805352	Rod – Push	
*51	805264	Gasket – Carburetor Mtg.				Note: 805617 Rod – Push Used on Exhaust Side Only.	
†52	805023	Gasket – Intake Manifold		1029	807557	Arm – Rocker	
53	805466	Screw		1030	805342	Shaft – Rocker Arm	
54	805006	Screw		1031	805341	Support – Rocker Arm	
122	805328	Spacer – Carburetor					
166	805343	Stud – Rocker Arm					
†167	805420	Washer – Valve Cover					
*171	805019	Nut – Nylock					

*Included in Gasket Set – Part No. 807989.

†Included in Valve Overhaul Kit – Part No. 807990.



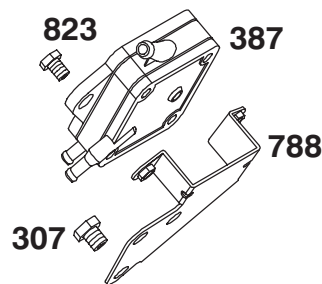
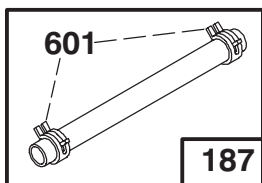
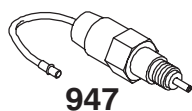
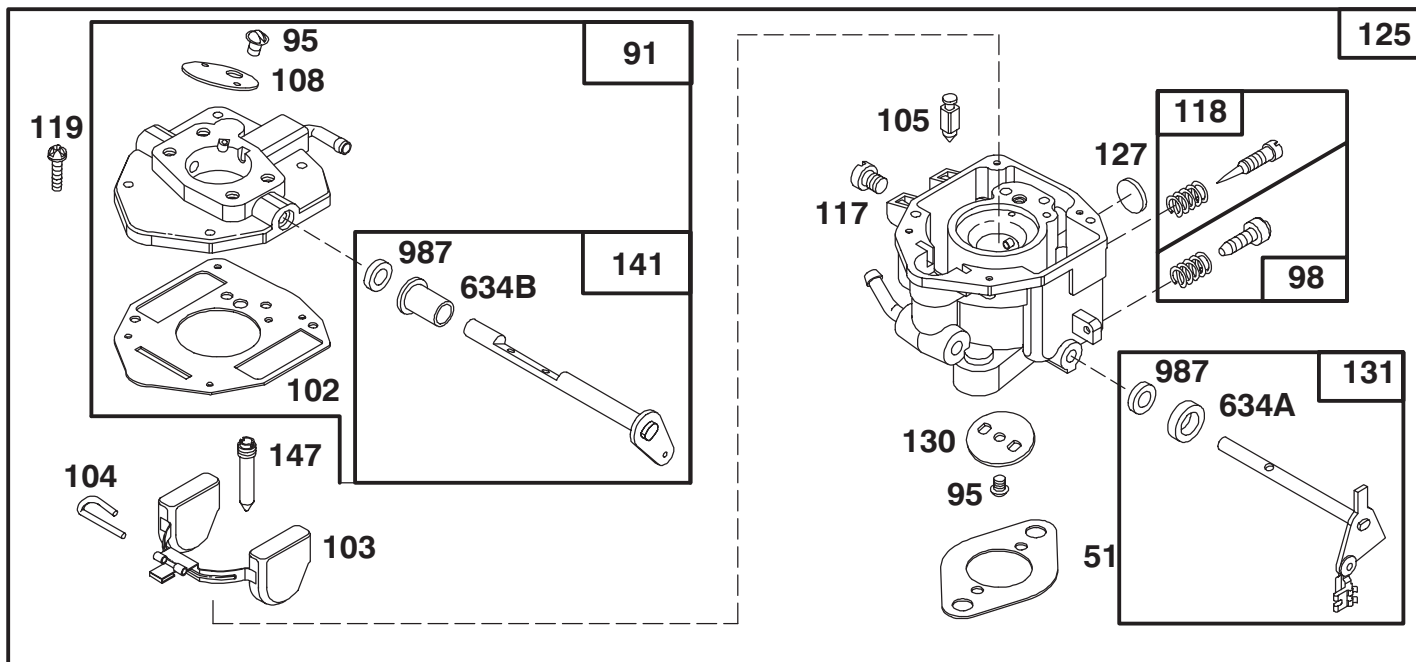
Assemblies include all parts shown in frames.

ENGINE BRIGGS & STRATTON MODEL 303447-0411-01

Ref. No.	Part No.	Description	No. Used
16	807589	Crankshaft Note: 807625 Thrust Washer Note: To Replace Crankshaft Timing Gear Key Order Part No. 94196	
17	805213	Bearing – Ball	
24	805016	Key – Flywheel	
25	807619	Piston Assembly (Standard)	
	807807	Piston Assembly .010 O.S.	
	807809	Piston Assembly .020 O.S.	
	807811	Piston Assembly .030 O.S.	
26	807620	Ring Set – Piston (Standard)	
	807808	Ring Set – Piston .010 O.S.	
	807810	Ring Set – Piston .020 O.S.	
	807812	Ring Set – Piston .030 O.S.	
27	805099	Lock – Piston Pin	
28	807900	Piston Pin Assembly	

Ref. No.	Part No.	Description	No. Used
29	807622	Connecting Rod Assembly Note: For Connecting Rod With .020" Undersize Crankpin Bore – Order Part No. 807803.	
32	805395	Screw – Connecting Rod	
39	805300	Plate – Windage	
46	807542	Gear – Cam	
*116	805058	O-Ring (Oil Pump)	
*116B	805316	O-Ring (Pick – Up Tube)	
243	807598	Screen – Oil Pump Pick-Up	
305	805406	Screw	
741	805675	Gear – Timing	
819	805057	Screw	
823	805317	Screw – Mounting	
1024	807644	Oil Pump Assembly	
1025	805313	Slider – Governor	

*Included in Gasket Set – Part No. 807989.



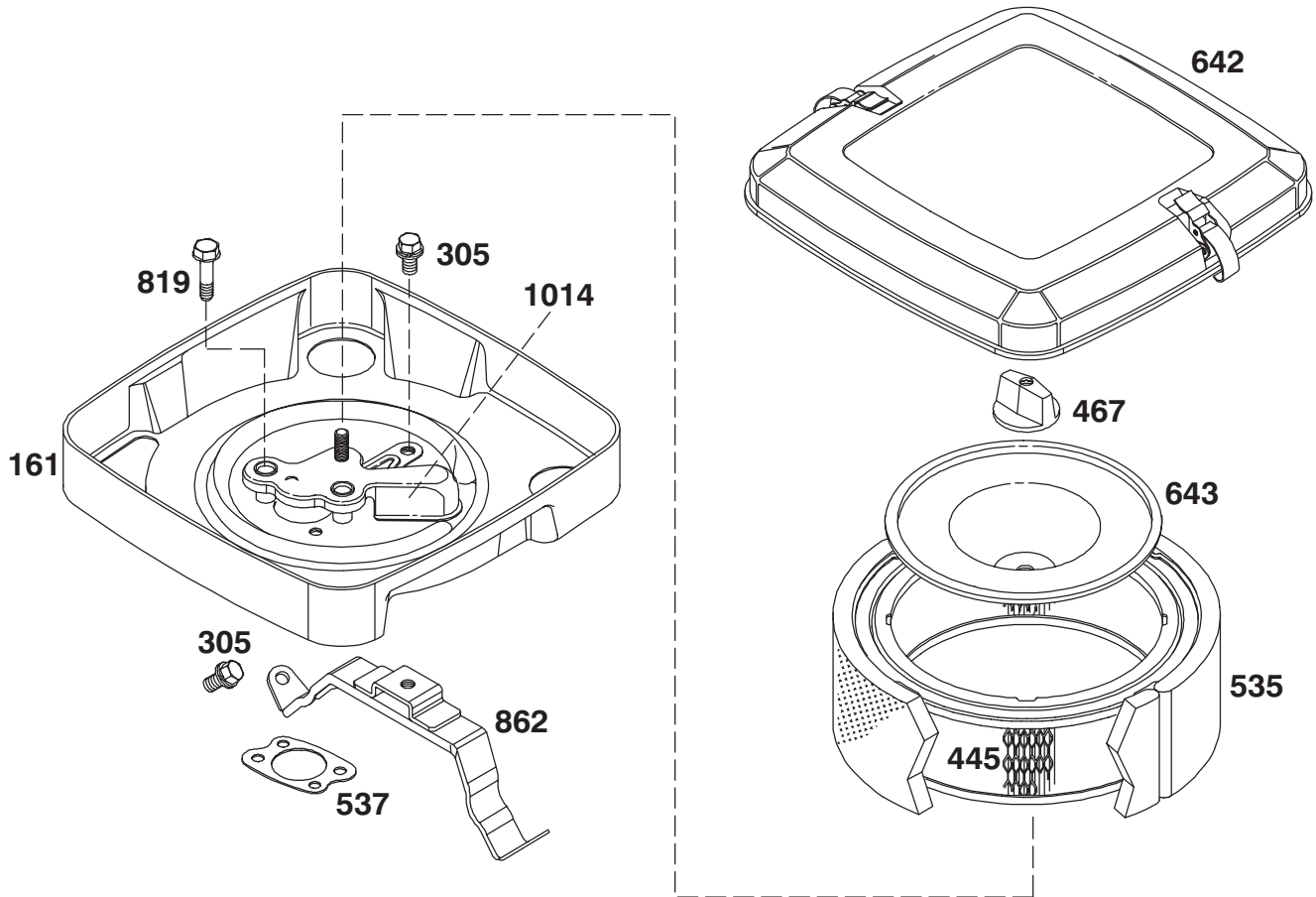
Assemblies include all parts shown in frames.

ENGINE BRIGGS & STRATTON MODEL 303447-0411-01

Ref. No.	Part No.	Description	No. Used
*51	805700	Gasket – Carburetor Mtg.	
91	807919	Body – Upper Carburetor	
95	805538	Screw – Valve Mtg.	
98	807718	Screw – Throttle Adj.	
*102	805541	Gasket – Intake Elbow	
103	805546	Float Assembly	
*104	805545	Pin – Float Hinge	
*105	805547	Valve – Fuel Inlet	
108	805539	Valve – Choke	
*117	805548	Jet – Main Note: 805537 Jet – Main (High Altitude)	
*118	807719	Valve – Idle Adjusting Needle	
119	805540	Screw – Upper Body Mtg.	
125	807918	Carburetor Assembly	

Ref. No.	Part No.	Description	No. Used
*127	805559	Plug – Welch	
130	805554	Valve – Throttle	
131	807720	Shaft – Throttle	
141	807722	Shaft – Choke	
*147	805553	Jet – Slow Speed	
187	393815	Hose – Fuel (Cut to Suit)	
307	805025	Screw	
387	491922	Pump – Fuel	
601	93053	Clamp – Hose	
*634A	805557	Collar – Throttle	
*634B	805543	Collar – Choke	
788	807685	Bracket – Fuel Pump	
823	805317	Screw – Mounting	
947	807664	Solenoid	
*987	805544	Seal – Shaft	

*Included in Carburetor Overhaul Kit – Part No. 807726.

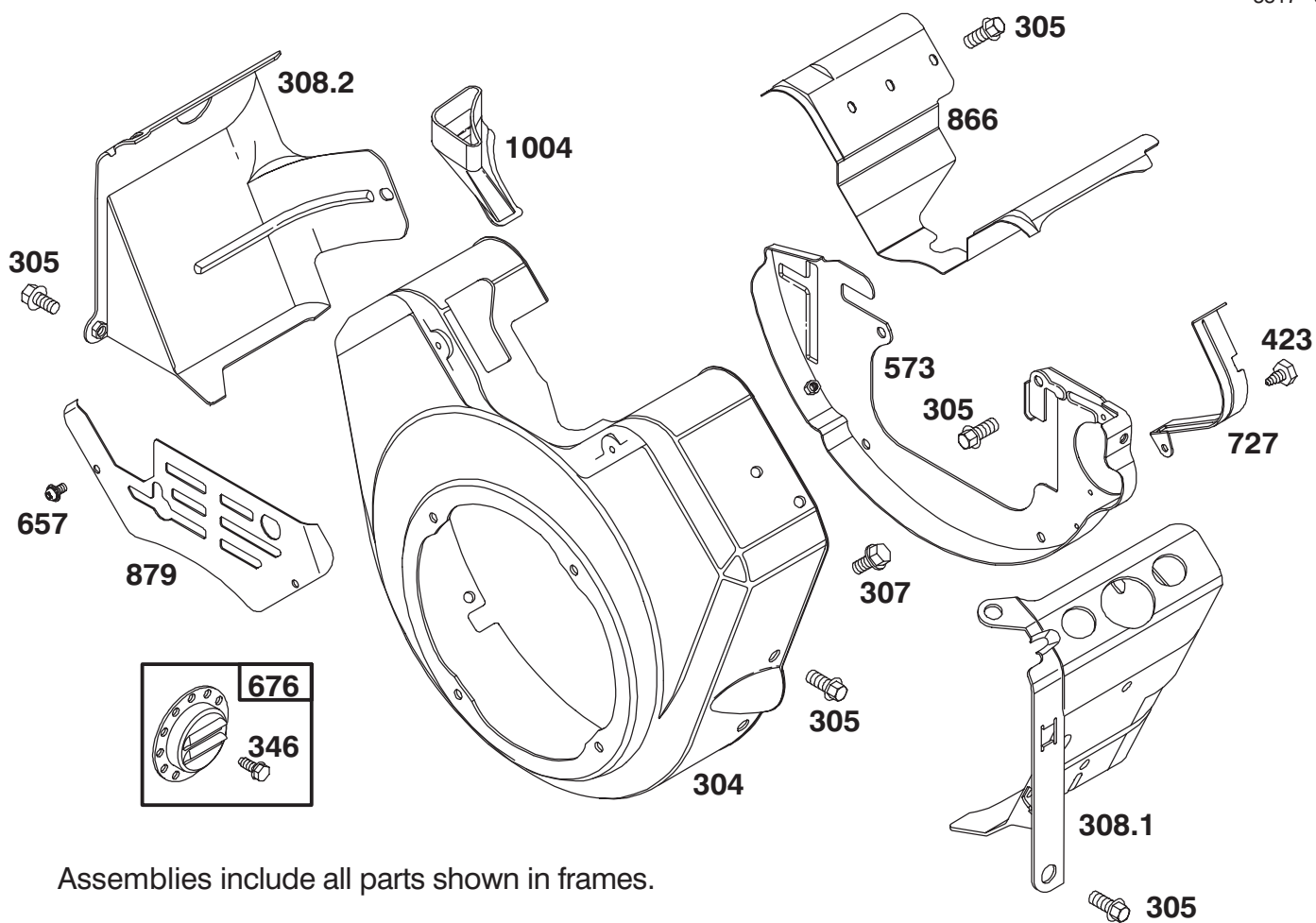


Assemblies include all parts shown in frames.

ENGINE BRIGGS & STRATTON MODEL 303447-0411-01

Ref. No.	Part No.	Description	No. Used
161	807857	Base Assy. – Air Cleaner	
305	805406	Screw	
445	394018	Cartridge – Air Cleaner	
467	491875	Knob – Air Cleaner	
535	271271	Element – Foam	
537	805655	Gasket – Air Cleaner	

Ref. No.	Part No.	Description	No. Used
642	807862	Cover Assy. – Air Cleaner	
643	805631	Plate – Air Cleaner	
819	805057	Screw	
862	807796	Bracket – Air Cleaner	
1014	807797	Carburetor Inlet Shield Assy.	

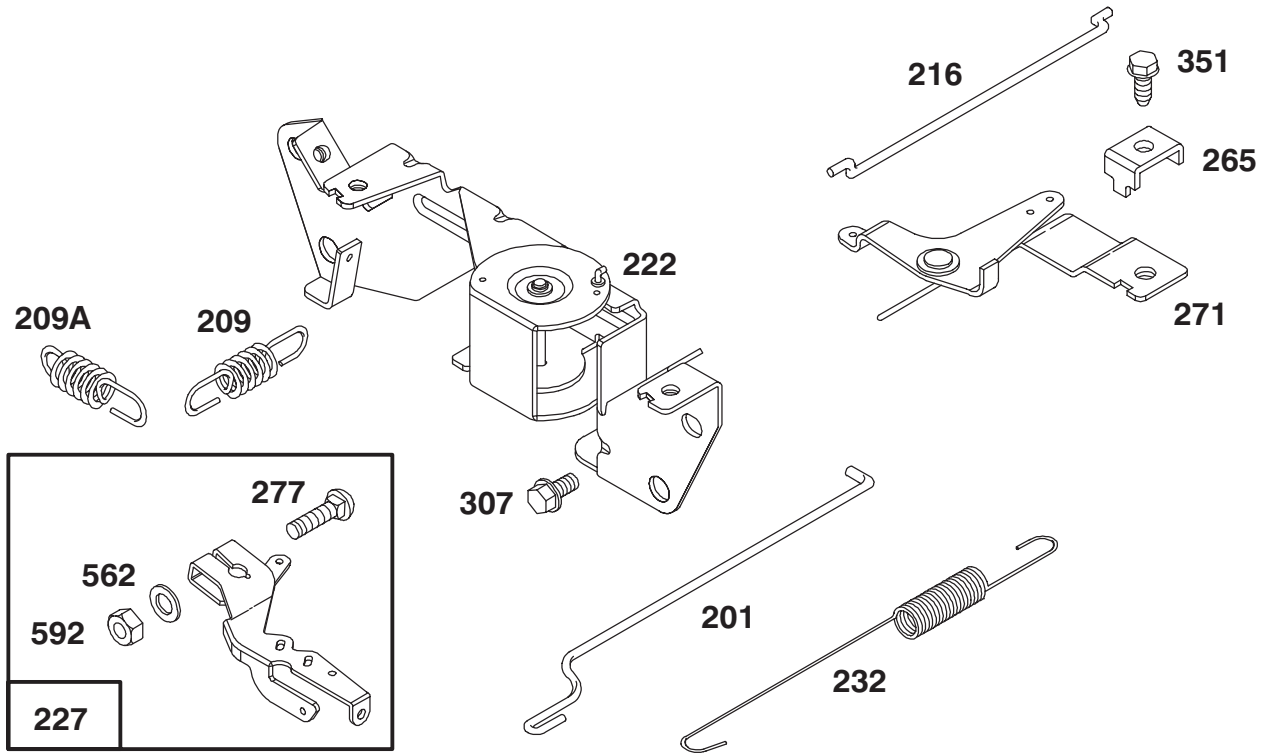


Assemblies include all parts shown in frames.

ENGINE BRIGGS & STRATTON MODEL 303447-0411-01

Ref. No.	Part No.	Description	No. Used
304	807898	Housing – Blower	
305	805406	Screw	
307	805025	Screw	
308.1	807868	Cover – Air Guide (Cyl. #1)	
308.2	807869	Cover – Air Guide (Cyl. #2)	
346	93705	Screw	
423	805260	Screw	

Ref. No.	Part No.	Description	No. Used
573	807663	Back Plate Assembly	
657	805009	Screw	
676	397630	Deflector—Exhaust	
727	805505	Shield – Starter	
866	805738	Valley Cover – Air Guide	
879	805636	Cover – Carburetor	
1004	805632	Tube – Air Inlet	

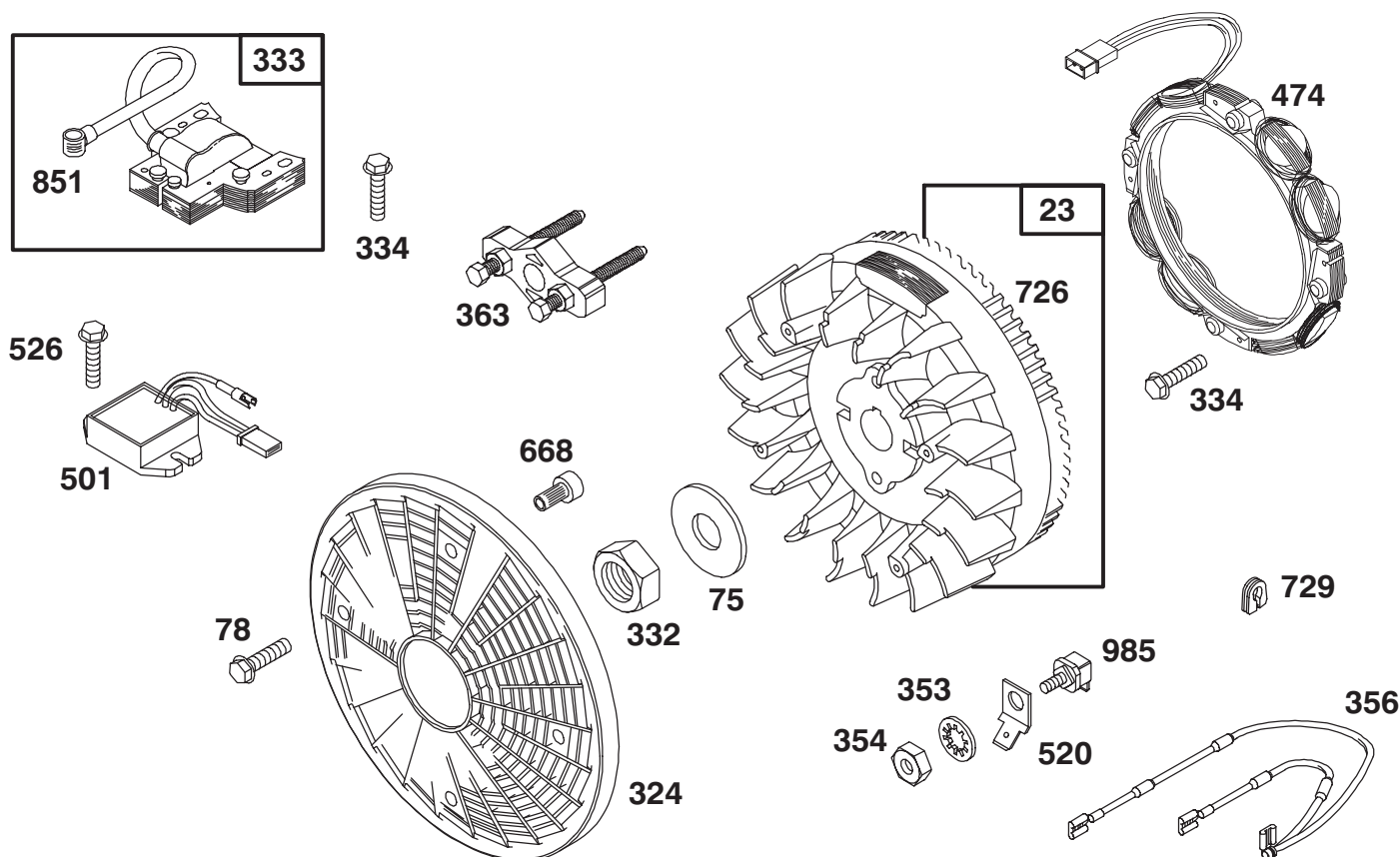


Assemblies include all parts shown in frames.

ENGINE BRIGGS & STRATTON MODEL 303447-0411-01

Ref. No.	Part No.	Description	No. Used
201	805480	Link - Governor	
209	805464	Spring - Governor	
209A	805453	Spring - Governed Idle Note: 805450 Spring - Governed Idle (Secondary)	
216	805439	Link - Choke	
222	807610	Bracket - Governor Control	
227	807528	Lever Assembly - Governor	

Ref. No.	Part No.	Description	No. Used
232	805465	Spring - Governor Link	
265	221535	Clamp - Casing	
271	807609	Bracket - Choke Control	
277	805018	Washer	
307	805025	Screw	
351	805169	Screw - Hex. Head	
562	805381	Bolt	
592	805383	Nut - Hex.	

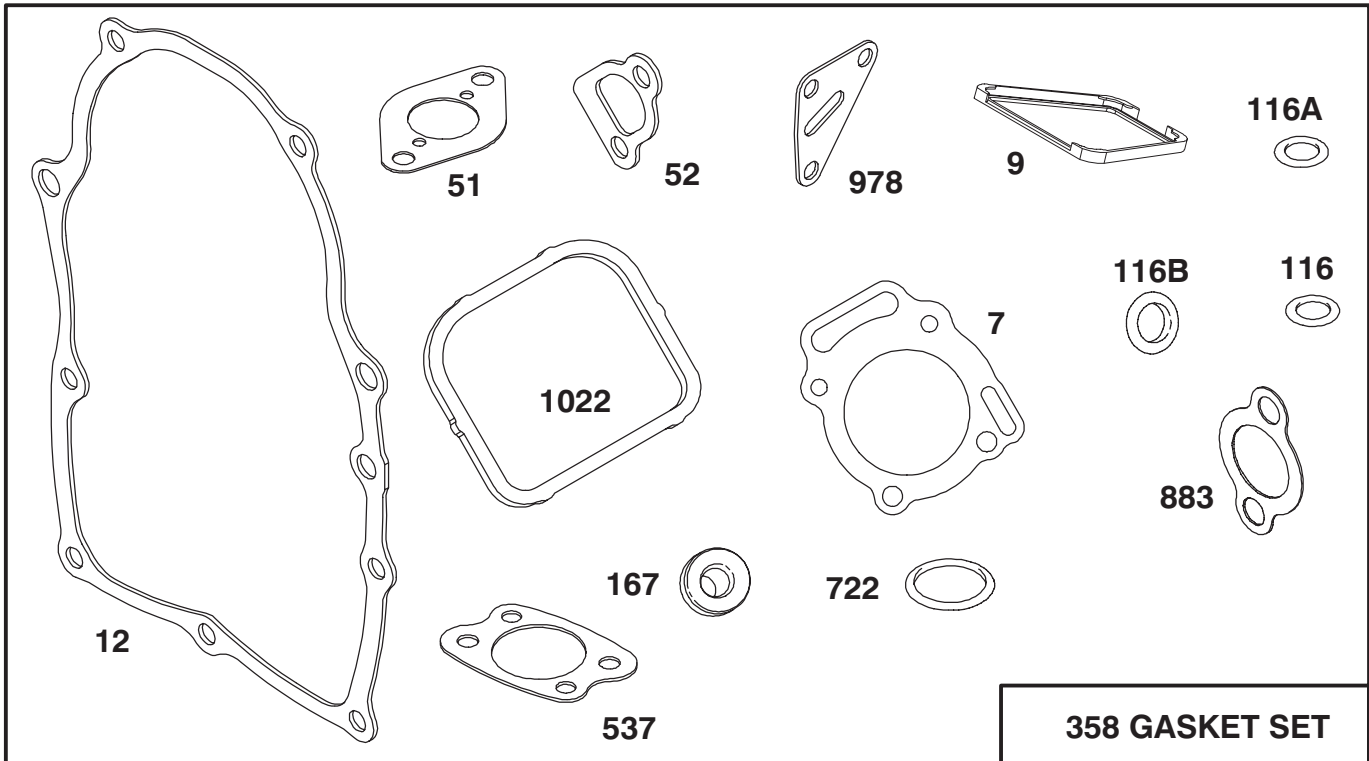


Assemblies include all parts shown in frames.

ENGINE BRIGGS & STRATTON MODEL 303447-0411-01

Ref. No.	Part No.	Description	No. Used
23	807531	Flywheel - Magneto	
75	805007	Washer - Spring	
78	805447	Screw	
324	280829	Screen - Rotating	
332	805021	Nut - Hex	
333	492341	Armature - Magneto	
334	805407	Screw - Mounting	
353	92791	Lockwasher (Internal Tooth)	
354	90576	Nut - Hex.	
356	493792	Wire Assy.	

Ref. No.	Part No.	Description	No. Used
363	19203	Puller - Flywheel	
474	393295	Stator - Alternator	
501	394890	Regulator - Alternator	
520	93722	Terminal - Ground	
526	805448	Screw - Mtg.	
668	805402	Spacer	
726	807805	Gear - Flywheel Ring	
729	805641	Grommet	
851	221798	Terminal - Ignition Cable	
985	398525	Insulator	



Assemblies include all parts shown in frames.

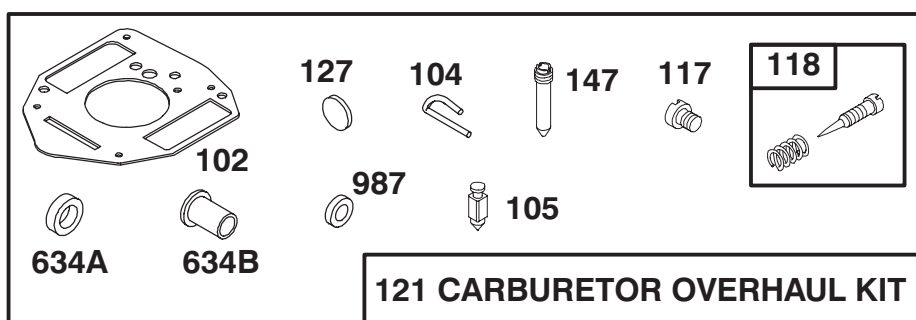
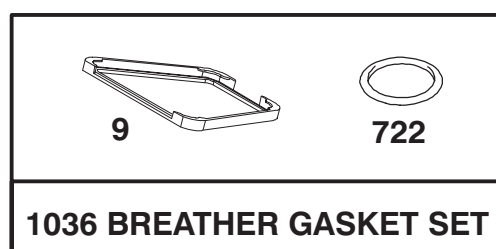
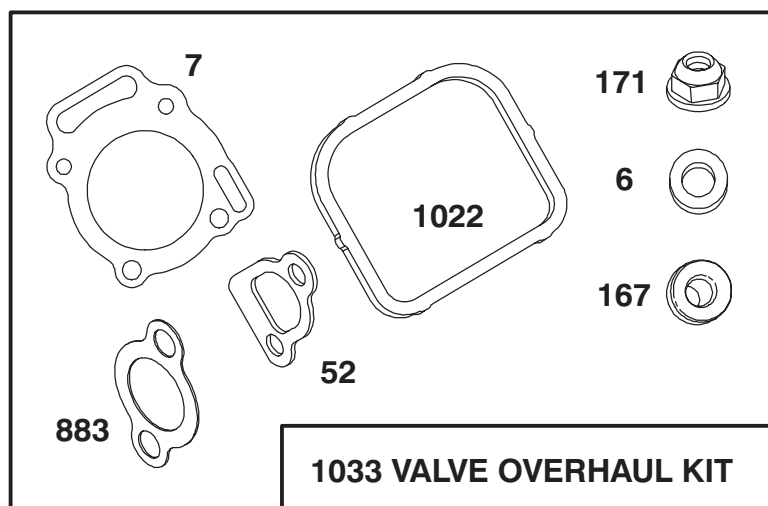
ENGINE BRIGGS & STRATTON MODEL 303447-0411-01

Ref. No.	Part No.	Description	No. Used
†7	807986	Gasket – Cylinder Head	
*9	805379	Gasket – Breather	
*12	805112	Gasket – Crankcase Cover	
*51	805264	Gasket – Carburetor Mtg.	
†*52	805023	Gasket – Intake Manifold	
*116	805058	O-Ring (Oil Pump)	
*116A	805198	O-Ring (Crankcase Cover)	
*116B	805316	O-Ring (Pick – Up Tube)	

Ref. No.	Part No.	Description	No. Used
*†167	805420	Washer – Valve Cover	
358	807989	Gasket Set	
537	805655	Gasket – Air Cleaner	
*722	805483	Seal – Breather Screw	
†*883	805024	Gasket – Exhaust Manifold	
*978	805250	Gasket – Oil Filter Adapter	
*†1022	805028	Gasket – Valve Cover	

*Included in Gasket Set – Part No. 807989.

†Included in Valve Overhaul Kit – Part No 807990.



Assemblies include all parts shown in frames.

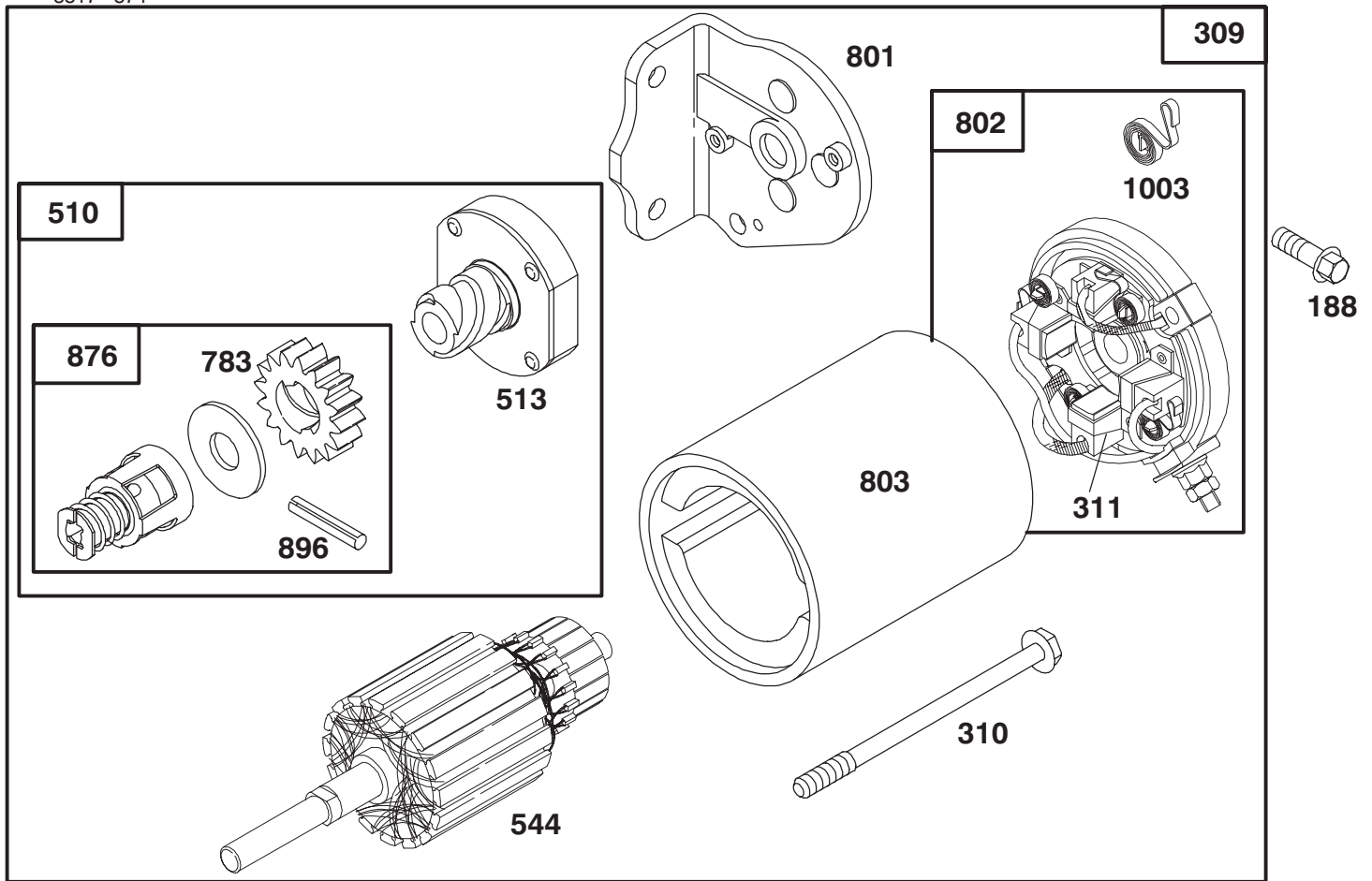
ENGINE BRIGGS & STRATTON MODEL 303447-0411-01

Ref. No.	Part No.	Description	No. Used	Ref. No.	Part No.	Description	No. Used
‡6	805193	Washer – Cylinder Head		†127	805559	Plug – Welch	
‡7	807986	Gasket – Cylinder Head		†147	805553	Jet – Slow Speed	
*9	805379	Gasket – Breather		‡167	805420	Washer – Valve Cover	
*‡52	805023	Gasket – Carburetor Mtg.		‡171	805019	Nut – Nylock	
†102	805541	Gasket – Intake Elbow		†634A	805557	Collar – Throttle	
†104	805545	Pin – Float Hinge		†634B	805543	Collar – Choke	
†105	805547	Valve – Fuel Inlet		722	805483	Seal – Breather Screw	
†117	805548	Jet – Main		*‡883	805024	Gasket – Exhaust Manifold	
		Note: 805537 Jet – Main (High Altitude)		†987	805544	Seal – Shaft	
†118	807719	Valve – Idle Adj. Needle		*‡1022	805028	Gasket – Valve Cover	
121	807726	Carburetor Overhaul Kit		1033	807990	Overhaul Kit – Valve	
				1036	807688	Gasket Set – Breather	

*Included in Gasket Set – Part No. 807989.

†Included in Carburetor Overhaul Kit – Part No. 807726.

‡Included in Valve Overhaul Kit – Part No. 807990.



Assemblies include all parts shown in frames.

ENGINE BRIGGS & STRATTON MODEL 303447-0411-01

Ref. No.	Part No.	Description	No. Used
188	805247	Screw - Hex. Head	
309	399169	Motor - Starting	
310	94169	Bolt	
311	490311	Brush Assembly	
510	495878	Drive Assembly	
513	398003	Clutch Assembly	
544	490309	Armature Assembly	

Ref. No.	Part No.	Description	No. Used
783	280104	Gear	
801	394856	Cap Assy. - Drive	
802	490310	Cap Assy. - Commutator	
803	398892	Housing Assembly	
876	495877	Retainer Kit	
896	94288	Roll Pin	
1003	490316	Brush Spring Set	

TORO PART NUMBER INDEX

Part No.	Description	Pg. Ref. No. No. Qty.	Part No.	Description	Pg. Ref. No. No. Qty.
3-0348	Bushing - Sleeve	3 11 6	28-1400	Battery	20 11 1
3-0348	Bushing - Sleeve	4 14 6	28-3680	Tire	8 2 2
3-0348	Bushing - Sleeve	6 22 6	28-3680	Tire	29 25 1
3-1506	Bushing - Flange	3 16 4	28-4210	Solenoid - Starter	20 5 1
3-1506	Bushing - Flange	4 30 4	28-7890	Module - Interlock	21 26 1
3-1506	Bushing - Flange	6 38 4	28-8080	Boot Terminal	20 13 1
3-1606	Bushing	35 10 2	29-9080	Handle	36 3 1
3-4808	Nut - Wing	37 1 1	29-9090	Hose - Handle	36 4 1
3-6657	Clip - Skid	37 4 2	36-4310	Brush	36 5 1
3-6685	Spring - Compression	19 17 1	36-7250	Basket - Grass	2 * 3
5-0946	Key - Square	27 12 1	38-0410	Nut - Hex.	14 53 1
5-0946	Key - Square	28 16 1	38-0410	Nut - Hex.	16 59 1
5-1226	Washer - Shim	3 10 2	39-9600	Clamp - Mounting	21 9 1
5-1226	Washer - Shim	4 16 2	42-2680	Race R. Detent	13 46 1
5-1226	Washer - Shim	6 24 2	43-2830	Nut - Hex	26 33 1
5-3934	Bolt - Fork, Castor	29 44 1	43-5220	Ring - Retaining	7 10 1
10-6060	Pin - Lift Cylinder	3 7 1	43-5230	Shaft & Clevis	7 11 1
10-6060	Pin - Pivot	4 19 1	43-5930	Washer - Lock	26 25 2
10-6090	Pin - Pivot	4 33 1	43-8600	Spring - Compression	19 21 1
10-6090	Pin - Pivot	3 37 1	43-8610	Seat - Ball	19 20 1
10-6090	Pin - Pivot	6 41 1	43-8620	Guide - Switch	19 23 1
10-6110	Pin - Hinge	3 3 1	43-8860	Plunger - Switch	19 22 1
10-6110	Pin - Pivot	4 24 1	43-8870	Boot - Switch	19 26 1
10-6730	Stud - Drive	29 18 4	43-9071	Seat Switch Assembly	19 * 1
10-6821	Brake Drum Assembly	8 * 2	44-0870	Shaft - Cam	10 5 1
10-6850	Drum - Brake	8 6 2	44-2230	Coupling - Rubber	27 16 1
10-6870	Hub - Wheel	8 5 2	44-5560	Head - Oil Filter	20 27 1
10-7070	Key - Square	27 20 1	46-8560	Screw - Self Taping	20 20 3
10-7820	Pivot Hinge Assembly	3 12 1	47-2890	Bushing - Sleeve	17 20 2
10-7820	Pivot Hinge Assembly	4 25 1	47-5320	Lever - Control	10 40 1
10-7820	Pivot Hinge Assembly	6 33 1	47-6990	Nut - Steering Wheel	17 10 1
10-7850	Latch - Parking Brake	1 23 1	48-7610	Screw - Cap Hex. Hd.	24 9 1
10-7880	Hinge - Upper	1 8 1	48-7620	Screw - Cap Hex. Hd.	26 36 1
10-7890	Hinge - Lower	1 22 1	49-5430	Rod - Control	10 1 1
10-8100	Strap - Brake Shaft	1 31 2	49-5430	Rod - Control	1 4 1
10-8110	Washer - Thrust	3 9 6	49-5880	Shaft - Seat Support	19 27 1
10-8110	Washer - Thrust	4 15 6	49-6110	Guard - Transfer Rod	1 6 1
10-8110	Washer - Thrust	6 23 6	49-6120	Pad - Footrest	1 13 1
10-8140	Spring - Torsion	1 7 1	49-6200	Lever - Cutting Control	2 42 1
11-0160	Roller Shaft Screw Assy.	3 14 2	49-6220	Bracket - Control Arm	10 9 1
11-0160	Roller Shaft Screw Assy.	4 28 2	49-6250	Bracket - Traction Pivot	10 35 1
11-0160	Roller Shaft Screw Assy.	6 36 2	49-6260	Assy. - Pivot, Traction	10 21 1
12-3270	Screw - Hex. Washer Hd.	26 17 4	49-6290	Shaft - Traction Pivot	10 37 1
12-3270	Screw - Hex. Washer Hd.	10 38 1	49-6440	Pedal - Forward	10 42 1
12-3270	Screw - Thread Forming	12 50 1	51-0350	Pin - Seat Spring	19 16 1
12-9140	Decal	36 1 1	51-0780	Slider - Seat	19 31 1
18-6320	Washer - Steering	29 6 4	51-0790	Adjuster - Seat	19 6 1
20-0070	Tube	37 5 1	52-1990	Piston	5 3 1
20-0080	Rod	37 7 1	52-2720	Roller Assembly	3 20 1
20-0110	Bracket - Alignment	37 2 1	52-2720	Roller Assembly	4 35 1
21-8470	Shaft - Roller	3 21 1	52-2720	Roller Assembly	6 43 1
21-8470	Shaft - Roller	4 36 1	52-5860	Collar - Spool	16 51 1
21-8470	Shaft - Roller	6 44 1	52-5880	Ball - Steel	13 47 12
22-6090	Washer - Thrust	36 4 1	52-5900	Screw - Fillister Hd.	15 37 4
23-8840	Puller - Bolt	36 3 1	52-9230	Ring - Retaining	18 2 1
23-8850	Tube - Support	36 5 1	52-9250	Needle Bearing Kit	18 * 1
23-8860	Pin - Bearing Rplcmnt.	36 6 1	52-9260	Screw - Set	18 26 1
23-8880	Driver - Bearing	36 1 2	52-9270	Seat - Ball Check	18 24 1
26-3790	Nut - Lock	8 4 2	52-9280	Ball - Check	18 22 1
27-1960	Hub - Engine	27 21 1	52-9290	Retainer - Ball Check	18 21 1
27-1970	Hub - Pump	27 22 1	56-7720	Bolt - Battery	20 17 2
27-2270	Rod - Brake Adjusting	1 29 2	56-7970	Clamp Half - Tube	2 45 2
27-2320	Bearing - Flange	10 7 2	56-7971	Clamp - Tube	30 55 2
27-2320	Bearing - Flange	1 33 2	56-7980	Sleeve - Protective	33 21 3
27-2380	Spacer	20 32 2	56-7981	Sleeve - Protective	33 22 1
27-2540	Spacer - Hub	6 31 1	56-7986	Sleeve - Protective	33 19 1
27-2550	Pin - Pivot	6 27 1	56-7987	Sleeve - Protective	33 20 1
27-2830	Decal - Parking Brake	1 9 1	57-6140	Clamp Half - Tube	8 20 2
27-6600	Spacer - Coupling	27 15 4	57-6220	Link	10 17 5

*Not Illustrated

TORO PART NUMBER INDEX (Cont.)

Part No.	Description	Pg. No.	Ref. No.	Qty.	Part No.	Description	Pg. No.	Ref. No.	Qty.
57-7650	Spring - Torsion	4	11	1	71-1500	Brake Assembly	8	*	2
57-7650	Spring - Torsion	6	18	1	71-1510	Arm - Brake	8	24	2
57-7650	Spring - Torsion	3	32	1	71-3620	Decal - Engine RPM	26	13	1
58-6520	Decal - Grease	29	15	3	72-3850	Seal - Filter	20	28	1
58-6530	Decal - Hydraulic Oil	19	33	1	72-4320	Switch - Ball	19	18	1
59-6730	Race - Bearing	18	8	2	72-4790	Hold-Down - Battery	20	16	1
59-6740	Bearing - Needle Thrust	18	9	1	74-0720	Tube - Manual	19	3	1
59-6830	Centering Pin Kit	18	20	1	74-3570	Filter - Hydraulic Oil	20	29	1
61-3310	Plate - Logo	20	21	1	74-3810	Load Plate Assembly	34	9	1
62-2420	Bar - Lift, Center	6	8	1	74-3830	Hose - Hydraulic	33	12	1
62-2440	Lift Arm Assembly	4	8	1	74-3830	Hose - Hydraulic	11	28	1
62-2460	Lift Arm Assembly L.H.	3	29	1	74-9100	Pad - Forward Pedal	10	25	1
62-5070	Decal - Danger	3	13	1	74-9110	Pad - Reverse Pedal	10	23	1
62-5070	Decal - Danger	4	3	1	75-0540	Tether - Cap	23	9	1
62-5070	Decal - Danger	6	3	1	76-0410	Spring	35	12	1
63-3810	Hose - Hydraulic	33	1	1	76-0800	Seal Kit	31	*	1
63-3820	Hose - Hydraulic	33	2	1	76-0800	Seal Kit	9	*	1
63-3830	Hose - Hydraulic	33	13	1	76-0810	Housing Assembly	9	*	1
63-3840	Hose - Hydraulic	33	5	1	76-0840	Manifold	9	22	1
63-3840	Hose - Hydraulic	11	36	1	76-0850	Bearing - Thrust	31	11	1
63-3850	Hose - Hydraulic	11	31	1	76-0850	Bearing - Thrust	9	12	1
63-3850	Hose - Hydraulic	3	39	1	76-0860	Shaft - Coupling	9	11	1
63-3870	Hose - Hydraulic	33	16	1	76-0870	Plate - Wear	9	18	1
63-3880	Hose - Hydraulic	11	25	1	76-0880	Commutator Assembly	31	*	1
63-3880	Hose - Hydraulic	4	39	1	76-0880	Commutator Assembly	9	*	1
63-4020	Tube - Hydraulic	33	17	1	76-0940	End Cover Assembly	9	24	1
63-4020	Tube - Hydraulic	11	40	1	76-1850	Clevis	5	13	1
63-4030	Tube - Hydraulic	33	18	1	76-1860	Shaft	5	6	1
63-4030	Tube - Hydraulic	11	41	1	77-0480	Screw - Traction Stop	10	34	1
63-4040	Hydraulic Tube Assembly	33	4	1	80-9330	Audio Alarm Assembly	21	25	1
63-4040	Tube - Hydraulic	11	35	1	83-0010	Engine Assembly	26	15	1
63-4050	Fitting - Tee	11	42	2	83-0020	Ignition Switch Assembly	21	14	1
63-8360	Key - Ignition	21	17	2	83-0030	Control - Throttle	21	12	1
63-8410	Washer - Flat	24	4	4	83-0040	Control - Choke	21	13	1
63-8410	Washer - Flat	23	36	3	83-0060	Lift - Pivot	1	26	1
63-8440	Decal - Warning Hot	26	34	1	83-0080	Spring - Torsion	1	25	1
63-8750	Pin - Pivot	6	9	1	83-0140	Pedal - Mow	2	38	1
63-8750	Pin - Pivot	4	10	1	83-0160	Shaft - Brake	2	48	1
63-8750	Pin - Pivot	3	33	1	83-0190	Cover - R.H.	8	18	1
63-9920	Decal - EEC	20	43	1	83-0200	Cover - L.H.	1	17	1
65-4860	Head	5	9	1	83-0540	Pedal - Traction	10	24	1
65-6390	Washer - Thrust	17	13	1	83-0580	Rod - Traction Control	10	32	1
65-8320	Bar - Gauge	2	*	1	83-0630	Arm - Traction Pivot	10	29	1
66-2950	Gauge - Hourmeter	21	5	1	83-0640	Plate - Footrest	1	12	1
67-1300	Decal - TORO	20	39	1	83-0650	Arm - Steering	17	3	1
67-8113	Cap - End	18	18	1	83-0700	Handle - Lockup	17	18	1
68-5100	Rod - Seat Prop	19	10	1	83-0730	Spacer - Lockup	17	15	1
68-5130	Steering Wheel Assembly	17	11	1	83-0740	Disc - Friction	17	14	2
68-5140	Cap - Steering Wheel	17	9	1	83-0750	Screw - Cap Hex. Hd. L.H.	17	6	1
68-5260	Fitting - Manifold Tee	11	37	1	83-0760	Plate - Lockup	17	16	1
68-5310	Clip - Seat Rod	19	12	1	83-0780	Support - Steering Valve	17	4	1
68-5380	Lift Arm Assembly	6	21	1	83-0810	Cover - Steering Valve	17	25	1
68-5560	Pin - Cylinder Pivot	6	26	1	83-0820	Gauge - Ammeter	21	4	1
68-5880	Hose - Hydraulic	20	30	1	83-0830	Panel - Control Upper	20	33	1
68-6150	Breather	23	44	1	83-0840	Fender - L.H.	20	19	1
69-9760	Plate - Cover	2	50	1	83-0850	Plate - Control Panel	21	2	1
70-2770	Head	7	8	1	83-0870	Fitting - Hydraulic Straight	23	32	3
70-2780	Piston	7	4	1	83-0910	Hose - Hydraulic	23	30	2
70-7130	Tube Assy.	11	3	1	83-0910	Hose - Pump	27	11	2
70-7150	Hose - Hydraulic	12	48	1	83-1030	Mount - Engine	26	4	3
70-8130	Barrel	7	1	1	83-1040	Washer - Mount	26	2	3
70-8250	Drive	18	16	1	83-1050	Spacer - Mount	26	3	2
70-8610	Hose - Hydraulic	12	51	1	83-1060	Adapter - Pump	26	10	1
70-9840	Shoe - Brake	8	8	4	83-1080	Pipe - Exhaust	26	7	1
70-9850	Clip - Retaining	8	23	2	83-1100	Harness - Wire (Main)	22	1	1
70-9860	Cam - Brake	8	27	2	83-1100	Harness - Wire (Main)	21	8	1
70-9870	Plate - Backing	8	10	2	83-1110	Harness - Wire (Engine)	22	2	1
70-9880	Spring - Return	8	7	4	83-1150	Wire - Engine Ground	22	5	1
71-0990	Orifice	11	43	1	83-1160	Wire - Solenoid-Starter	22	3	1

*Not Illustrated

TORO PART NUMBER INDEX (Cont.)

3317-874

Part No.	Description	Pg. No.	Ref. No.	Qty.	Part No.	Description	Pg. No.	Ref. No.	Qty.
83-1170	Hose - Hydraulic	11	22	1	83-2420	Wire - Solenoid-Battery	22	4	1
83-1170	Hose - Hydraulic	27	28	1	83-2450	Hose - Hydraulic	11	1	1
83-1180	Hose - Hydraulic	11	6	1	83-2450	Hose - Hydraulic (Top)	8	34	1
83-1180	Hose - Hydraulic	27	8	1	83-2580	Cylinder - Lift	3	6	1
83-1190	Hose - Hydraulic	27	1	2	83-2580	Hydraulic Cylinder Assy.	4	22	1
83-1190	Hose - Hydraulic	11	10	2	83-2590	Bolt - Shoulder	2	47	1
83-1220	Plate - Clamp	8	21	1	83-7230	Hydraulic Cylinder Assembly	6	10	1
83-1270	Seat Support Assembly	19	7	1	84-2000	Bracket - Brake	8	12	2
83-1350	Hose - Hydraulic	27	7	1	84-2203	Control Valve Assembly	16	*	1
83-1350	Hose - Hydraulic	17	26	3	84-2203	Control Valve Assembly	11	16	1
83-1350	Hose - Hydraulic	12	45	1	84-5300	Nut - Jam	29	48	1
83-1350	Hose - Hydraulic	30	52	1	85-6540	Stud - Drive	8	28	8
83-1360	Hose - Hydraulic	17	27	1	85-8120	Plate - Engine Mount	26	28	1
83-1360	Hose - Hydraulic	30	51	1	85-8940	Flange - Bearing, Lube	29	36	1
83-1390	Fitting - Fuel Shut-Off	24	15	1	85-8950	Flange - Bearing	29	38	1
83-1400	Shield - Muffler	26	16	1	86-5360	Repair Kit	7	*	1
83-1420	Column - Steering	17	23	1	86-5390	Seal Kit	5	*	1
83-1430	Hose - Hydraulic	20	23	1	86-9820	Frame - Pull Rear	6	1	1
83-1430	Hose - Hydraulic	23	34	1	88-8350	Tab - Bearing	29	30	1
83-1450	Sensor - Oil Level	23	3	1	88-9630	Lift Pivot Bracket R.H.	2	40	1
83-1460	Solenoid Valve Assembly	23	28	1	88-9640	Lift Pivot Bracket L.H.	1	28	1
83-1470	Washer - Neoprene	23	18	4	88-9660	Shaft - Cutting Control	2	36	1
83-1520	Screen - Filler	23	6	1	88-9700	Hose - Hydraulic	6	15	1
83-1530	Bracket - Alarm	21	23	1	88-9700	Hose - Hydraulic	11	20	1
83-1550	Spacer - Tank (Short)	23	17	2	89-9760	Cover - Plate	29	2	1
83-1560	Spacer - Tank (Long)	23	23	2	92-0585	Pull Arm Assembly R.H.	3	19	1
83-1630	Bracket - Muffler Support	26	24	1	92-0585	Pull Arm Assembly R.H.	4	34	1
83-1640	Rod End Assembly	29	16	1	92-0585	Pull Arm Assembly R.H.	6	42	1
83-1660	Switch Assembly	21	6	1	92-0586	Pull Arm Assembly L.H.	3	17	1
83-1670	Fitting - Special	11	27	1	92-0586	Pull Arm Assembly L.H.	4	31	1
83-1680	Hose - Hydraulic	6	13	1	92-0586	Pull Arm Assembly L.H.	6	39	1
83-1680	Hose - Hydraulic	11	30	1	92-1180	Seat Assembly	19	5	1
83-1690	Hose - Hydraulic	11	21	1	92-2545	Seals - Spool	14	*	1
83-1690	Hose - Hydraulic	3	40	1	92-2545	Seals - Spool	16	*	1
83-1700	Bushing - Flange	8	33	2	92-2546	Wiper - Seal	13	25	4
83-1700	Bushing - Flange	17	35	1	92-2546	Wiper - Seal	16	64	5
83-1790	Decal - Warning	17	5	1	92-2547	Plate - Seal Retainer	15	18	5
83-1840	Cover - R.H.	19	32	1	92-2547	Plate - Seal Retainer	13	24	4
83-1850	Decal - Traction	20	38	1	92-2548	Seal - Spool, Single	14	*	1
83-1860	Centering Spring Kit	18	12	1	92-2548	Seal - Spool, Single	16	*	1
83-1870	Gerotor	18	17	1	92-2549	Seals - Spool	16	*	1
83-1880	Control Parts Assembly	18	*	1	92-3058	Spring - Centering	13	41	1
83-1890	Switch - Ball	14	54	1	92-4063	Plug - Filler Cap	23	7	1
83-1890	Switch - Ball	16	60	1	92-5524	Decal - Noise	20	42	1
83-1940	Guard - Pump	27	30	1	92-6533	Kit - Cushion	19	35	1
83-2000	Spool - Valve	23	42	1	92-6534	Shell	19	36	1
83-2010	Coil - Valve	23	43	1	92-7189	Tank - Fuel	24	2	1
83-2030	Plate - Filler	21	3	1	92-8020	Adapter - Breather	23	21	1
83-2040	Hose - Fuel	24	14	1	92-8690	Steering - Valve Assembly	17	24	1
83-2050	Decal - Steering Arm	17	32	1	92-8691	Bushing - Seal Gland	18	3	1
83-2070	Hose - Valve	23	14	1	92-8695	Seal Kit	18	*	1
83-2080	Hose - Valve-Tank	23	29	1	92-8696	Screw - Torx Hd.	18	19	7
83-2090	Hose - Overflow	23	15	1	92-8697	Plate - Wear	18	15	1
83-2100	Tank - Auxiliary Hydraulic	23	26	1	92-8795	Body Assembly	34	10	1
83-2200	Nut - Special	24	8	1	92-8796	Pin - Dowel	34	14	2
83-2220	Deflector - Exhaust	26	20	1	92-8863	Repair Kit	34	*	1
83-2230	Screw - Cap Hex. Hd.	26	22	4	92-8966	Reservoir - Hydraulic	23	5	1
83-2240	Arrestor - Spark	26	*	1	92-9152	Hub W.A. - Wheel	29	17	1
83-2250	Guage - Sight	23	25	1	92-9159	Washer	29	22	2
83-2280	Timer - Relay	21	27	1	92-9164	Frame Assembly	20	18	1
83-2310	Shield	26	35	1	92-9165	Seal - Grease	29	23	2
83-2330	Hydraulic Cylinder Assy.	30	53	1	92-9166	Washer - Thrust	29	21	4
83-2340	Cap - Threaded	32	2	2	92-9167	Roller - Clutch	29	20	4
83-2350	Cap - Head, Thread	32	5	2	92-9169	Motor - Hydraulic	29	40	1
83-2360	Assembly - Rod	32	9	1	92-9176	Frame - Pull L.H.	3	24	1
83-2370	Assembly - Barrel	32	12	1	92-9177	Frame - Pull R.H.	4	1	1
83-2380	Kit - Seal Repair	32	*	1	92-9197	Hose - Hydraulic	29	7	2
83-2390	Pad - Tank	23	2	1	92-9197	Hose - Hydraulic	29	43	2
83-2400	Spacer - Tank	23	1	2	92-9199	Motor - Hydraulic	8	22	2

*Not Illustrated

TORO PART NUMBER INDEX (Cont.)

Part No.	Description	Pg. No.	Ref. No.	Qty.	Part No.	Description	Pg. No.	Ref. No.	Qty.
92-9258	Adapter - Valve, Check	12	57	1	94-3508	Drive Sjaft Assembly	34	7	1
92-9752	Decal - 3WD	30	56	2	94-3509	Idle Gear Assembly	34	6	1
92-9753	Housing Assembly	31	*	1	94-4248	Collar Spool	15	26	1
92-9754	Plate - Wear	31	16	1	94-5434	Spool #5	15	1	1
92-9755	Manifold	31	20	1	94-5586	Bar - Lift L.H.	3	30	1
92-9756	Screw - Cap Hex. Hd.	31	13	1	94-5588	Bar - Lift, R.H.	4	9	1
92-9757	Rotor Set	31	*	1	217-60	Rim	8	3	2
92-9758	Link - Drive	31	12	7	217-60	Rim	29	26	1
92-9759	End Cover Assembly	31	22	1	218-461	Nut - Hex.	21	16	1
92-9760	Shaft - Coupling	31	10	1	218-461	Nut - Hex.	19	25	2
92-9761	Link - Drive	9	13	7	218-594	Fuse - 20 Amp	21	7	1
92-9762	Screw - Cap Hex. Hd.	9	14	1	2112-11	Clamp - Muffler	26	14	1
92-9763	Rotor Set	9	*	1	232-24	Stem - Valve	8	1	2
92-9764	Hydraulic Pump Assembly	27	9	1	232-27	Valve Stem w/Cap	29	28	1
92-9766	Plate - Gear 66B	28	14	1	232-37	Tube - Inner (Optional)	30	*	1
92-9767	Assy. - Hose, Cylinder Lift	4	40	1	233-48	Knob	10	11	1
92-9767	Hose - Hydraulic	11	18	1	233-48	Knob	17	17	1
92-9768	Hose - Hydraulic	11	4	1	237-7	Seal - O-Ring	19	24	1
92-9768	Hose - Hydraulic (Bottom)	8	*	1	237-21	O-Ring	29	45	2
92-9772	Shaft - Drive	28	20	1	237-21	Seal - O-Ring	27	6	1
92-9773	Gear - 66B	28	21	1	237-21	Seal - O-Ring	11	19	6
92-9774	Idler Shaft - Gear Assy.	28	12	1	237-21	Seal - O-Ring	17	29	4
92-9779	Decal - Service	19	34	1	237-22	Seal - O-Ring	27	2	3
93-0113	Tube Assy.	11	5	1	237-22	Seal - O-Ring	11	11	7
93-0114	Assy. - Tube, Rear Top	29	4	1	237-22	Seal - O-Ring	33	11	5
93-0114	Assy. - Tube, Rear Top	12	55	1	237-30	O-Ring	29	5	4
93-0115	Assy. - Tube, Rear Bottom	29	3	1	237-30	Seal - O-Ring	33	3	5
93-0115	Assy. - Tube, Rear Bottom	12	56	1	237-30	Seal - O-Ring	11	7	2
93-0116	Hose - Fuel	24	11	1	237-30	Seal - O-Ring	19	19	1
93-0117	Hose - Fuel	24	17	1	237-30	Seal - O-Ring	27	27	1
93-0314	Hose - Hydraulic	12	58	1	237-35	Seal - O-Ring	6	11	2
93-1386	Section #5 Assembly	16	*	1	237-42	Seal - O-Ring	27	4	4
93-2499	Decal - Warning	17	36	1	237-42	Seal - O-Ring	33	9	3
93-2529	Fork - Castor	29	29	1	237-42	Seal - O-Ring	11	15	5
93-2548	Decal - Greensmaster 3100	2	46	1	237-42	Seal - O-Ring	17	31	4
93-2554	Valve - Needle	12	53	1	237-54	O-Ring	15	3	6
93-2555	Fitting - Valve Body	11	17	1	237-54	O-Ring	13	6	8
93-2556	Needle Valve Assembly	12	*	1	237-58	Seal - O-Ring	11	34	1
93-2565	Hinge	35	4	2	237-65	Seal - O-Ring	11	2	7
93-2566	Plate - Cover	35	2	1	237-65	Seal - O-Ring	8	15	4
93-3101	Cap - Fuel	24	1	1	237-78	O-Ring	29	47	2
93-3148	Spring	15	23	1	237-78	Seal - O-Ring	6	14	2
93-3651	Retainer - Boot	13	22	2	237-78	Seal - O-Ring	3	38	2
93-3651	Retainer - Boot	15	47	3	237-78	Seal - O-Ring	4	38	2
93-3652	Boot - Spool Assembly	14	*	2	237-79	Seal - O-Ring	33	7	3
93-3652	Boot - Spool Assembly	16	*	3	237-79	Seal - O-Ring	11	9	5
93-7160	Cap - Hydraulic Reservoir	23	8	1	237-79	Seal - O-Ring	23	11	5
93-7629	Pad - Brake	2	49	1	237-80	O-Ring	29	41	2
93-7630	Pad - Mow	2	39	1	237-80	Seal - O-Ring	23	4	1
93-7631	Pad - Lift	2	37	1	237-80	Seal - O-Ring	8	13	4
93-8075	Decal - Mow/Lift	1	14	1	237-80	Seal - O-Ring	27	25	1
93-9346	Clamp - Hose, Pressure	33	23	6	237-80	Seal - O-Ring	11	32	3
93-9347	Clamp - Hose, Return	33	24	6	237-81	Seal - O-Ring	11	38	1
93-9898	Decal - Lock	35	8	1	237-101	Seal - O-Ring	20	26	2
93-9901	Bracket WA. - Lockout, Mow	35	7	1	237-123	Seal - O-Ring	23	24	1
93-9903	Pin - Lockout, Mow	35	9	1	237-143	Grommet	20	40	2
93-9904	Arm - Lockout, Mow	35	13	1	237-177	Seal - O-Ring	23	33	3
93-9907	Spacer - Lockout, Mow	35	6	1	240-11	Grommet	24	3	4
93-9931	Assy. - Bkt. Lockout, Mow	35	*	1	240-11	Grommet	23	37	3
93-9934	Traction Handle Assembly	10	12	1	242-50	Nut - Lug	29	27	4
93-9936	Bracket - Return, Traction	10	44	1	242-50	Nut - Lug	8	29	8
93-9937	Asm. - Cable, Traction	10	45	1	2410-18	Plug	36	2	1
94-2690	Asm. - Filter, Fuel	24	13	1	2410-73	Retainer - Tether	23	10	1
94-2694	Cover - R.H.	20	2	1	2411-42	Joint - Ball L.H. Thread	10	30	1
94-2959	Ball Joint Receiver Assy.	4	4	2	2411-43	Joint - Ball R.H. Thread	10	33	1
94-2959	Ball Joint Receiver Assy.	6	4	2	2412-34	Clamp - Hose	27	10	2
94-2959	Ball Joint Receiver Assy.	3	25	2	2412-34	Clamp - Hose	20	24	3
94-3506	Reel Motor Assembly	33	8	3	2412-34	Clamp - Hose	23	31	3
94-3507	Cover Assembly	34	4		2412-36	Clamp - Hose	23	13	4

*Not Illustrated

TORO PART NUMBER INDEX (Cont.)

3317-874

Part No.	Description	Pg. No.	Ref. No.	Qty.	Part No.	Description	Pg. No.	Ref. No.	Qty.
2412-36	Clamp - Hose	24	16	2	322-29	Screw - Cap Hex. Hd.	23	22	2
2412-39	Clamp - R	21	28	1	323-4	Screw - Cap Hex. Hd.	17	7	2
2412-41	Clamp - R	24	5	3	323-6	Screw - Cap Hex. Hd.	24	6	3
2412-41	Clamp-R	12	47	4	323-6	Screw - Cap Hex. Hd.	23	35	3
2412-94	Clamp - R	24	10	1	323-8	Screw - Cap Hex. Hd.	27	24	2
2412-108	Clamp - Hose	24	12	4	323-12	Screw - Cap Hex. Hd.	26	1	3
2412-133	Clamp - R	19	4	2	323-13	Screw - Cap Hex. Hd.	1	5	4
2412-141	Clamp - Hose	23	41	2	323-13	Screw - Cap Hex. Hd.	35	5	2
251-141	Bearing - Ball	3	22	2	323-29	Screw - Cap Hex. Hd.	29	35	3
251-141	Bearing - Ball	4	37	2	324-7	Screw - Cap Hex. Hd.	26	30	4
251-141	Bearing - Ball	6	45	2	325-4	Screw - Cap Hex. Hd.	17	19	2
251-352	Assembly - Bearing	29	37	1	325-11	Screw - Cap Hex. Hd.	8	9	8
251-352	Screw - Set	29	34	1	3211-2	Screw - Cap Hex. Hd.	10	19	2
254-61	Cup - Bearing	29	11	2	3217-5	Nut - Hex.	20	12	2
254-70	Cone - Bearing	29	10	2	3217-6	Nut - Hex.	28	1	4
256-2	Bushing - Sleeve	10	20	2	3217-6	Nut - Hex.	10	48	1
256-155	Bushing - Flange	10	26	2	3217-7	Nut - Hex.	13	33	3
256-155	Bushing -Flange	19	28	2	3217-12	Nut - Hex.	30	49	1
256-251	Bushing - Sleeve	10	10	2	3218-13	Nut - Jam	20	8	2
282-2	Clevis - Adjusting	1	2	5	3219-2	Nut - Hex.	37	6	1
282-2	Clevis - Rod	10	3	1	3219-2	Nut - Hex.	10	49	1
283-8	Pin - Clevis	3	4	1	3219-14	Nut - Hex.	20	7	2
283-8	Pin - Clevis	4	18	1	3219-14	Nut - Hex.	21	10	6
283-57	Pin - Clevis	10	8	1	3219-18	Nut - Hex.	36	2	1
283-61	Pin - Clevis	1	1	5	3220-2	Nut - Jam	10	2	1
283-61	Pin - Clevis	10	4	1	3220-2	Nut - Jam	1	3	5
283-62	Pin - Clevis	10	46	1	3220-3	Nut - Jam	4	2	2
302-2	Fitting - Grease	6	17	1	3220-3	Nut - Jam	6	2	2
302-2	Fitting - Grease	4	23	1	3220-3	Nut - Jam	3	23	2
302-2	Fitting - Grease Straight	3	34	1	3220-6	Nut - Jam	5	14	1
302-5	Fitting - Grease	35	11	1	3220-6	Nut - Jam	29	32	2
302-5	Fitting - Grease	32	13	1	3220-20	Nut - Jam L.H. Thread	10	31	1
302-5	Fitting - Grease	1	27	1	3229-22	Bolt - Carriage	1	10	2
302-5	Fitting - Grease	4	29	4	3234-1	Screw - Cap Hex. Hd.	2	53	4
302-5	Fitting - Grease	29	33	1	3234-1	Screw - Hex. Flange Hd.	10	6	4
302-5	Fitting - Grease Straight	3	15	4	3234-4	Screw - Cap Hex. Hd.	12	46	2
302-5	Fitting - Grease Straight	6	37	5	3241-2	Screw - Set Square Hd.	27	19	2
302-40	Fitting - Grease 90°	29	13	2	3241-6	Screw - Set Square Hd.	27	13	2
302-60	Fitting - Grease 90°	3	8	2	3245-1	Screw - Set, Hex. Soc. Hd.	32	1	2
302-60	Fitting - Grease 90°	4	17	2	3246-3	Screw - Set	17	12	1
302-60	Fitting - Grease 90°	6	32	1	3253-3	Washer - Lock	26	26	4
304-61	Clamp - R	11	23	1	3253-3	Washer - Lock	23	39	2
321-2	Screw - Cap Hex. Hd.	23	16	1	3253-3	Washer - Lock	16	57	4
321-3	Screw - Cap Hex. Hd.	20	10	4	3253-4	Washer - Lock	19	2	2
321-3	Screw - Cap Hex. Hd.	19	13	1	3253-4	Washer - Lock	20	9	2
321-3	Screw - Cap Hex. Hd.	2	52	3	3253-4	Washer - Lock	30	57	1
321-4	Screw - Cap Hex. Hd.	21	21	1	3253-6	Washer - Lock	26	29	4
321-4	Screw - Cap Hex. Hd.	26	27	4	3253-21	Washer - Lock	27	23	2
321-4	Screw - Cap Hex. Hd.	8	31	1	3253-21	Washer - Lock	4	27	2
321-4	Screw - Hex. Flange Hd.	1	16	2	3253-21	Washer - Lock	3	35	2
321-5	Screw - Cap Hex. Hd.	8	26	8	3253-21	Washer - Lock	6	35	2
321-11	Screw - Cap Hex. Hd.	23	40	2	3254-1	Washer - Lock	20	6	2
321-11	Screw - Cap Hex. Hd.	2	43	1	3254-1	Washer - Lock	21	31	2
321-11	Screw - Hex. Washer Hd.	8	17	1	3254-5	Washer - Lock	21	15	1
322-1	Screw - Cap Hex. Hd.	3	1	3	3254-6	Washer - I.T.L.W.	10	18	2
322-1	Screw - Cap Hex. Hd.	4	21	3	3255-7	Washer - Lock	21	29	1
322-1	Screw - Cap Hex. Hd.	6	30	2	3255-8	Washer - Lock, Int. Tooth	37	9	1
322-1	Screw - Cap Hex. Hd.	27	31	2	3256-1	Washer - Flat	26	18	8
322-2	Screw - Cap Hex. Hd.	19	1	2	3256-1	Washer - Flat	21	20	8
322-3	Screw - Cap Hex. Hd.	6	25	1	3256-1	Washer - Flat	2	51	9
322-3	Screw - Cap Hex. Hd.	26	32	6	3256-21	Washer - Flat	21	30	2
322-4	Screw - Cap Hex. Hd.	27	32	2	3256-22	Washer - Flat	20	3	5
322-4	Screw - Cap Hex. Hd.	20	36	4	3256-22	Washer - Flat	8	30	2
322-5	Screw - Cap Hex. Hd.	10	36	2	3256-22	Washer - Flat	23	45	1
322-6	Screw - Cap Hex. Hd.	27	18	4	3256-22	Washer - Flat	12	52	1
322-7	Screw - Cap Hex. Hd.	29	1	1	3256-23	Washer - Flat	3	2	3
322-8	Screw - Cap Hex. Hd.	26	21	2	3256-23	Washer - Flat	27	17	8
322-14	Screw - Cap Hex. Hd.	23	20	2	3256-23	Washer - Flat	4	20	3
322-14	Screw - Cap Hex. Hd.	11	39	3	3256-23	Washer - Flat	26	23	2

*Not Illustrated

TORO PART NUMBER INDEX (Cont.)

Part No.	Description	Pg. No.	Ref. No.	Qty.	Part No.	Description	Pg. No.	Ref. No.	Qty.
3256-23	Washer - Flat	6	28	3	3296-42	Nut - Lock	8	25	8
3256-23	Washer - Flat	19	30	4	3296-59	Nut - Lock	10	15	4
3256-23	Washer - Flat	20	35	4	3296-59	Nut - Lock	2	34	8
3256-24	Washer - Flat	10	14	6	32103-12	Nut - Wing	20	14	2
3256-24	Washer - Flat	4	26	2	32104-76	Screw - Self Tapping	20	1	5
3256-24	Washer - Flat	6	34	2	32108-100	Screw - Flat Hd.	8	16	1
3256-24	Washer - Flat	2	35	5	32120-8	Ring - Retaining	5	10	1
3256-24	Washer - Flat	3	36	2	32121-6	Pin - Roll	10	39	1
3256-26	Washer - Flat	4	12	1	32121-6	Pin - Roll	2	41	1
3256-26	Washer - Flat	6	20	1	32121-35	Pin - Roll	1	32	8
3256-26	Washer - Flat	3	31	1	32121-45	Pin - Roll	19	14	1
3256-26	Washer - Flat	17	34	2	32121-45	Pin - Roll	10	28	1
3256-28	Washer - Flat	30	50	1	32121-51	Pin - Roll	10	43	1
3256-38	Washer - Flat	35	14	1	32122-35	Screw - Truss Head	37	8	1
3256-63	Washer - Flat	24	7	1	32128-20	Nut - Flange Lock	11	24	3
3256-71	Washer - Flat	23	19	4	32128-20	Nut - Flange Lock	10	27	1
3256-80	Washer - Flat	17	2	3	32128-20	Nut - Flange Lock	27	29	2
3257-42	Key - Woodruff	8	11	2	32128-20	Nut - Flange Lock	26	31	8
3257-42	Key - Woodruff	9	17	1	32128-20	Nut - Lock, Flange	37	3	1
3272-4	Pin - Cotter	10	13	1	32128-33	Nut - Flange Lock	1	18	2
3272-6	Pin - Cotter	1	30	5	32128-33	Nut - Lock	8	32	1
3272-6	Pin - Cotter	10	41	1	32136-9	Nut - Hex. Slotted	29	8	1
3272-10	Pin - Cotter	10	47	1	32141-111	Nut Flange Lock	1	11	1
3272-11	Pin - Cotter	3	5	2	32144-21	Screw - Round Hd.	17	8	2
3272-11	Pin - Cotter	19	9	1	32148-6	Insert - Threaded	1	19	8
3272-11	Pin - Cotter	4	13	2	32149-2	Nut - Keps	20	37	2
3272-11	Pin - Cotter	6	19	1	32149-7	Nut - Keps	20	41	2
3272-37	Pin - Cotter	29	9	1	32151-10	Ring - Retainer	29	24	2
3273-26	Screw - Hex. Socket Hd.	21	18	4	32151-41	Ring - Retaining	34	13	1
3274-7	Screw - Socket Hd.	26	9	2	32152-10	Nut - Hex.	7	2	1
3274-12	Screw - Hex. Socket Hd.	19	29	4	32152-10	Nut - Lock	5	2	1
3274-15	Screw - Fillister Hd.	13	43	2	340-1	Fitting - Hydraulic Straight	17	30	4
3274-31	Screw - Hex. Socket Hd.	35	1	6	340-7	Fitting - Hydraulic	29	42	2
3274-31	Screw - Hex. Socket Hd.	1	15	4	340-14	Fitting - Hydraulic 45°	8	14	4
3274-39	Screw - Cap Hex. Hd.	17	21	6	340-14	Fitting - Hydraulic 45°	12	54	1
3274-52	Screw - Hex. Socket Hd.	13	20	4	340-16	Fitting - Hydraulic 90°	11	33	1
3274-52	Screw - Hex. Socket Hd.	15	45	6	340-18	Fitting - Hydraulic 90°	11	13	1
3274-63	Screw - Hex. Socket Hd.	17	33	2	340-77	Fitting - Hydraulic 90°	33	10	2
3274-69	Screw - Hex. Socket Hd.	21	1	8	340-77	Fitting - Hydraulic 90°	11	14	2
3274-70	Screw - Hex. Socket Hd.	13	1	2	340-82	Fitting - Hydraulic 90°	27	5	1
3274-80	Screw - Cap Hex. Hd.	17	1	3	340-82	Fitting - Hydraulic 90°	11	44	1
3274-84	Screw - Cap, Hex. Hd.	16	58	4	340-87	Fitting - Hydraulic 45°	27	3	3
3274-91	Screw - Hex. Socket Hd.	20	4	3	340-87	Fitting - Hydraulic 45°	33	15	1
3284-3	Pin - Groove	19	15	1	340-98	Fitting - Hydraulic 90°	33	14	3
3290-277	Nut - Speed	17	22	6	340-101	Fitting - Hydraulic 45°	11	8	1
3290-317	Washer - Wave	3	18	2	340-103	Fitting - Hydraulic 45°	6	12	2
3290-317	Washer - Wave	4	32	2	340-105	Fitting - Hydraulic 90°	27	26	1
3290-317	Washer - Wave	6	40	2	340-132	Fitting - Hydraulic 90°	29	46	2
3290-357	Nut - Flange Lock	26	8	3	340-138	Fitting - Hydraulic 45°	11	12	2
3290-379	Tie - Cable	6	46	1	340-151	Fitting - Tee	12	59	1
3290-470	Screw - Flat Hd.	20	22	2	351-78	Edging	19	40	1
3290-496	Nut - Retaining	29	14	1	353-301	Poppet	13	27	1
3296-4	Nut - Lock	10	22	2	353-302	O-Ring	15	7	3
3296-8	Nut - Lock	35	3	6	353-302	O-Ring	13	10	3
3296-16	Nut - Lock	19	11	1	353-303	Ring - Backup	15	8	6
3296-16	Nut - Lock	1	21	2	353-303	Ring - Backup	13	9	6
3296-16	Nut - Lock	21	24	9	353-304	Spring	13	28	1
3296-16	Nut - Lock	20	34	3	353-305	O-Ring	15	5	5
3296-16	Nut - Lock	12	49	2	353-305	O-Ring	13	8	4
3296-23	Nut - Lock	8	19	8	353-306	Ring - Backup	15	4	5
3296-23	Nut - Lock	29	39	2	353-306	Ring - Backup	13	7	4
3296-27	Nut - Lock	21	11	4	353-328	Washer - Shim	13	15 A/R	
3296-29	Nut - Lock	19	8	4	353-328	Washer - Shim	15	32 A/R	
3296-29	Nut - Lock	27	14	4	353-329	Washer - Shim	13	16 A/R	
3296-29	Nut - Lock	10	16	3	353-329	Washer - Shim	15	33 A/R	
3296-29	Nut - Lock	6	29	1	353-330	Washer - Shim	13	17 A/R	
3296-39	Nut - Lock	35	15	1	353-330	Washer - Shim	15	34 A/R	
3296-39	Nut - Lock	1	20	1	353-331	O-Ring	13	29	1
3296-39	Nut - Lock	29	31	3	353-334	Cap - Relief	13	19	2

*Not Illustrated

TORO PART NUMBER INDEX (Cont.)

3317-874

Part No.	Description	Pg. No.	Ref. No.	Qty.	Part No.	Description	Pg. No.	Ref. No.	Qty.
353-334	Cap - Relief	15	36	2	353-844	Plus Series	16	55	1
353-392	Seal - Relief Poppet PTFE	13	13	2	353-845	Sleeve - Detent	15	41	1
353-392	Seal - Relief Poppet PTFE	15	30	2	353-846	Spud - DI (SPL)	15	40	1
353-398	Spring	15	35	1	353-847	Bonnet (SPL)	15	38	1
353-417	Collar Spring	15	20	2	353-848	O-Ring	15	14	1
353-417	Collar Spring	13	40	2	353-849	Sleeve	15	39	1
353-481	Plug - Load Check	15	2	3	353-850	O-Ring	16	56	1
353-481	Plug - Load Check	13	5	3	353-851	Body - Relief CP-RC Mod.	13	12	1
353-483	Body - Anticavitation	16	61	1	353-851	Body - Relief CP-RC Mod.	15	29	2
353-484	Retainer - Ball	16	62	1	353-853	Bolt - Hex Hd.	15	10	3
353-529	Plate Seal	15	22	1	353-855	Spring	13	18	2
353-531	Poppet Assembly	15	31	2	353-855	Spring	15	44	1
353-531	Poppet Assy.	13	14	2	353-884	Key - Woodruff	28	19	4
353-550	Plug - Hydraulic	23	38	1	353-886	Ring - Retaining	28	18	2
353-550	Plug Assembly	15	13	1	353-922	Seal - Ring	28	23	10
353-563	Fitting - Hydraulic Straight	20	25	1	353-923	Bearing Plate Assembly	28	26	2
353-564	Fitting - Hydraulic 90°	20	31	1	353-952	Ring - Backup	13	32	1
353-575	Boot - Dust Cap	13	21	2	353-953	Plug Assembly	16	54	1
353-575	Boot - Dust Cap	15	46	3	353-957	Seal - Lip	15	15	6
353-579	Spring	13	45	1	353-957	Seal - Lip	13	26	4
353-599	Pin - Dowel	34	3	2	353-958	Ring - Backup	15	16	1
353-642	Relief - RC Mod.	14	*	2	353-967	Gear - 33B	28	24	6
353-642	Relief - RC Mod. Assembly	16	*	1	353-969	Plate - Gear 33B	28	25	3
353-668	Plate - Cap, Cover RH	15	11	1	354-2	Body Assembly	28	15	1
353-721	Plug	13	35	2	354-3	Bearing Plate Assembly	28	22	1
353-727	Bonnet	13	2	1	354-4	Bearing Plate Assembly	28	28	1
353-728	Sleeve	14	49	1	354-5	Adapter - Splined	28	27	1
353-729	Spud - Detent	13	3	1	354-6	Plate - Gear 18B	28	30	1
353-730	Spring	15	42	1	354-7	Cover Assembly	28	31	1
353-731	Ball	15	43	1	354-8	Drive Shaft - Gear Assy.	28	29	1
353-732	Sleeve - Detent	14	52	1	354-9	Idler Shaft - Gear Assy.	28	5	1
353-733	Spacer - Bonnet	13	4	1	354-11	Pin - Dowel	28	4	2
353-733	Spacer - Bonnet	15	19	2	354-12	Pin - Dowel	28	6	2
353-737	Ball	16	63	1	354-13	Pin - Dowel	28	11	4
353-754	Bonnet - R. Detent	13	42	1	354-14	Pin - Dowel	28	13	2
353-758	Seal - O-Ring	13	31	1	354-15	Seal - Shaft	28	17	1
353-760	Body Relief	13	30	1	354-16	Washer - Lock	28	2	4
353-762	Spud - Detent Out	14	50	1	354-17	Stud - Threaded	28	3	4
353-763	Cap - Adjustment	13	44	1	354-25	Section #4 Assembly	16	*	1
353-766	Relief WH (2000) PSI Assy.	14	*	1	354-26	Bonnet	15	27	2
353-768	Section #1 Complete	14	*	1	354-28	Screw - Hex, Socket Hd.	15	28	2
353-772	Left End Cover	13	34	1	354-29	Plate - Thrust	13	48	1
353-780	Positioner - R. Detent (Out)	14	*	1	354-35	Gasket	28	32	1
353-808	Collar - Spring	15	24	1	354-46	Ring - Seal	34	8	1
353-830	O-Ring	15	25	1	354-50	Screw - Hex. Socket Hd.	34	1	4
353-831	Spring	15	21	1	354-51	Washer	34	2	4
353-833	Positioner Assembly	16	*	1	354-120	Fitting - Hydraulic 90°	23	27	3
353-835	Seals - Section Set	14	*	1	354-121	Fitting - Hydraulic Straight	23	12	1
353-835	Seals - Section Set	16	*	1	354-122	Disc - Seal	16	52	1
353-837	Section #2 Complete	14	*	1	354-129	Anticavitation Check Assy.	16	*	1
353-839	Positioner - DI (SPL) Assy.	14	*	1	354-131	Section #3 Assembly	16	*	1
353-840	Position - DI (SP) Assy.	16	*	1					
353-841	Position - Spool Assembly	16	*	1					

*Not Illustrated

PRODUCT CHANGES

In an effort to make improvements available to TORO owners as quickly as possible, minor changes are incorporated into Toro's products from time to time that do not become immediately shown in the Parts Catalog. If such a change has been made in your unit, which is not reflected in your manual, see your TORO Distributor or his Authorized TORO Service Dealer for information and part numbers.

IDENTIFICATION AND ORDERING

MODEL AND SERIAL NUMBERS

The Greensmaster 3100 has two identification numbers; a model number and a serial number. The two numbers are stamped on a plate which is located on the main frame under the seat. In any correspondence concerning the Greensmaster 3100, supply model and serial numbers to assure that correct information and replacement parts are obtained.

To order replacement parts from an Authorized TORO Service Dealer, supply the following information:

1. Model and serial number of the Greensmaster 3100.
2. Part number, description, and the quantity of part(s) desired.

NOTE: Do not order by reference number if a parts catalog is being used; use the PART NUMBER.

TABLE OF CONTENTS

Description	Page	Description	Page
Control Pedal Assembly	1-2	Electrical Schematic	22
Pull Frame Assembly L.H.	3	Hydraulic Reservoir Assembly	23
Pull Frame Assembly R.H.	4	Fuel Tank Assembly	24
Hydraulic Cylinder Assembly No. 83-2580	5	Hydraulic Schematic	25
Pull Frame Assembly Rear	6	Engine Installation Assembly	26
Hydraulic Cylinder Assembly No. 83-7230	7	Hydraulic Pump Installation Assembly	27
Front Wheel & Brake Assembly	8	Hydraulic Pump Assembly No. 92-9764	28
Hydraulic Drive Motor Assembly No. 92-9199	9	Rear Wheel Assembly	29-30
Traction Controls Assembly	10	Hydraulic Drive Motor Assembly No. 92-9169 ...	31
Control Valve Installation Assembly	11-12	Hydraulic Cylinder Assembly No. 83-2330	32
Control Valve Assembly No. 84-2203		Reel Motor Installation Assembly	33
(Sections 1 & 2)	13-14	Reel Motor Assembly No. 94-3506	34
Control Valve Assembly No. 84-2203		CE Kit Component Assembly	35
(Sections 3 thru 5)	15-16	Special Tools	36-37
Steering Arm Assembly	17	Briggs & Stratton Engine Assembly	
Power Steering Valve Assembly No. 92-8690 ...	18	Model 303447-0411-01	38-48
Seat Assembly	19	International Parts Reference	49-51
Frame Assembly	20	Part Number Index	52-58
Control Panel Assembly	21		

