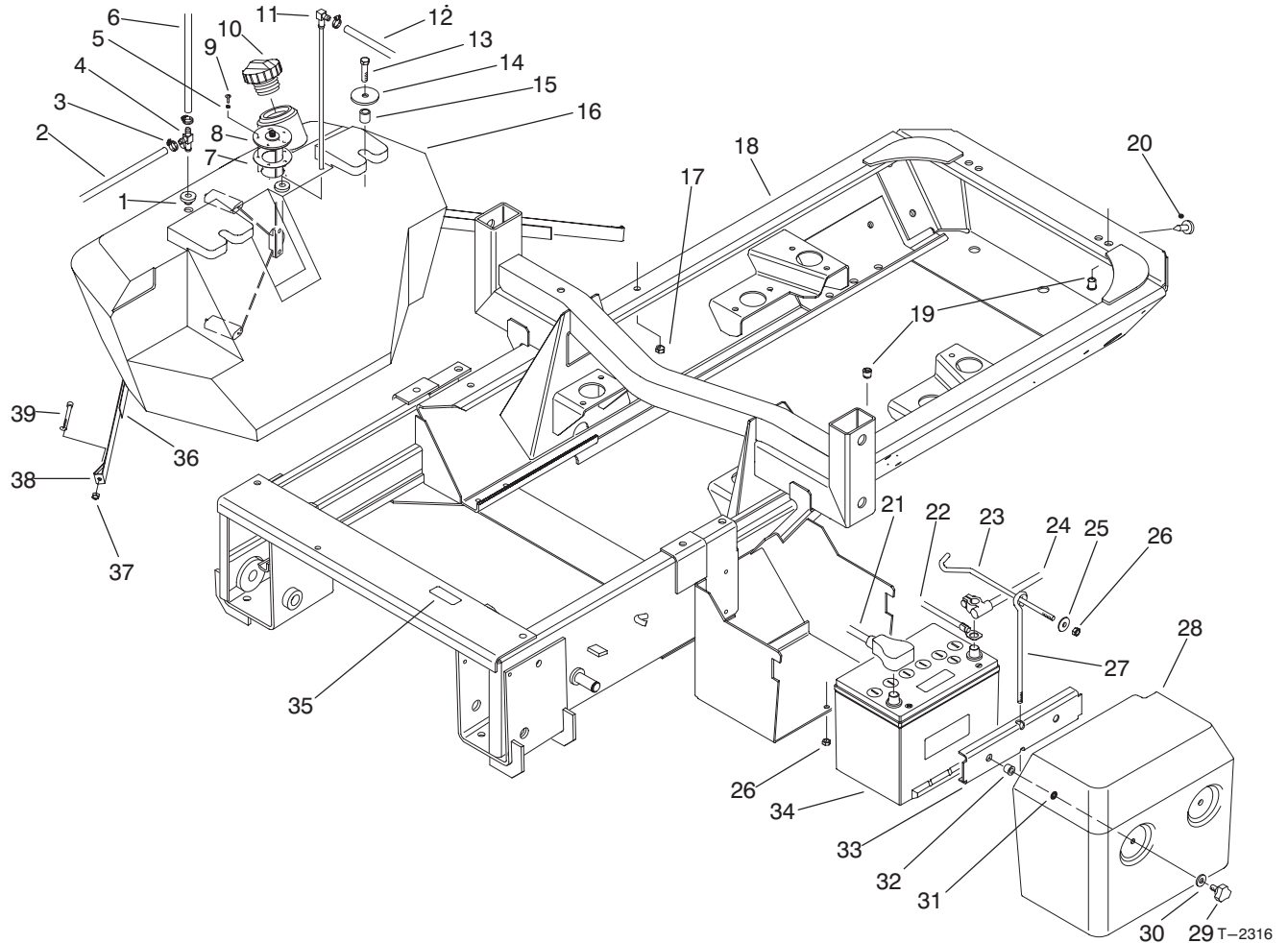
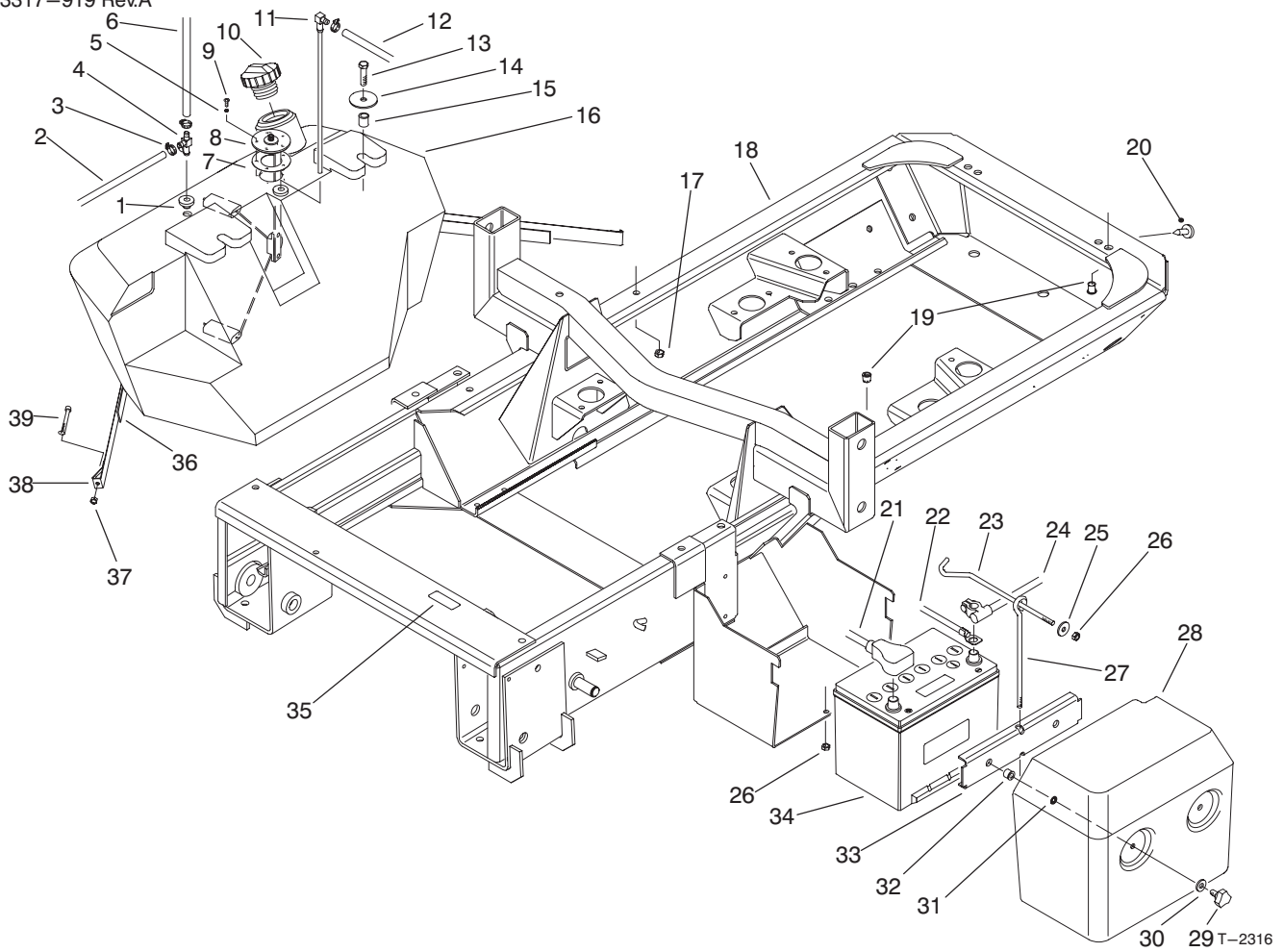



**MODEL NO. 30301-60001 & UP**  
**MODEL NO. 30302-60001 & UP**
**PARTS**  
**CATALOG**
**GROUNDMASTER® 3000D 2WD/4WD**  
**TRACTION UNIT**

**FRAME, FUEL TANK & BATTERY ASSEMBLY**

Ref. No.	Part No.	Description	No. Used
1	46-6560	Bushing	2
2	93-5483	Hose - Fuel	1
3	2412-108	Clamp - Hose	3
4	93-5119	Fitting	1
5	3253-15	Washer - Lock	5
6	93-5485	Hose - Fuel	1
7	62-7650	Gasket	1
8	92-9267	Sender - Fuel	1
9	32122-24	Screw	5
10	93-3102	Cap - Diesel Fuel	1
11	93-5453	Stand - Pipe	1
12	93-5484	Hose - Fuel	1
13	33105-040	Screw - HHF	2
14	83-1040	Washer - Rebound	2
15	93-5384	Spacer	2
16	93-5040	Tank - Fuel	1

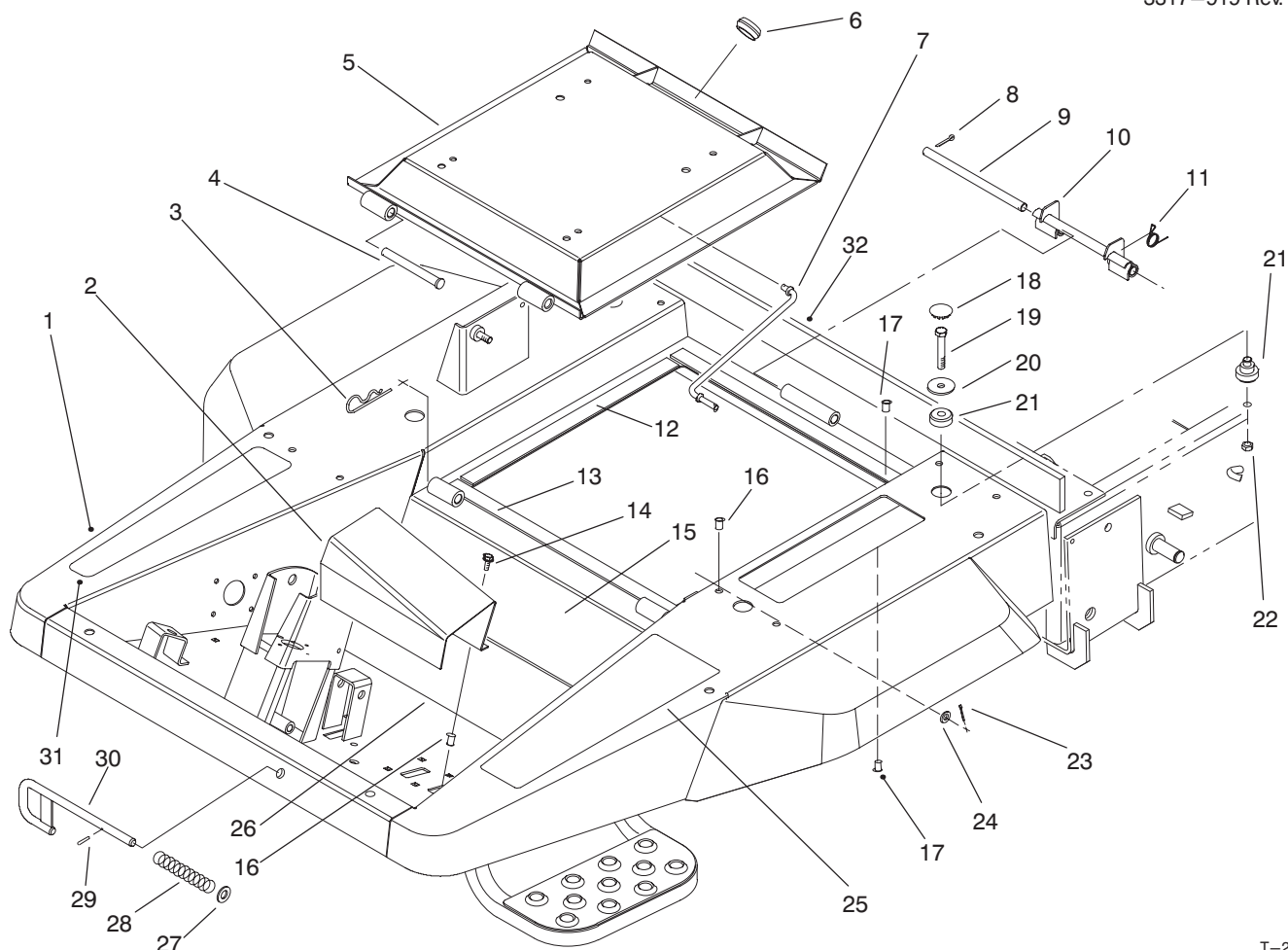
Ref. No.	Part No.	Description	No. Used
17	33025-00	Nut - Lock	2
18	93-5628	Frame (Incl. Ref. #19 & 35)	1
19	93-5450	Nut - Clinch	7
20	237-37	Bumper - Rubber	2
21	43-4031	Cable - Positive	1
22	18-2770	Cable - Ground	1
23	93-5118	Rod - Battery	1
24	93-5418	Cable - Battery, Negative	1
25	3256-82	Washer - Flat	1
26	33024-00	Nut - Lock	2
27	93-5117	Rod - Threaded	1
28	93-5120	Cover - Battery	1
29	77-3620	Retainer - Cover	2
30	3256-3	Washer - Flat	2
31	32151-72	Ring - Retaining	2



## FRAME, FUEL TANK & BATTERY ASSEMBLY (Continued)

Ref. No.	Part No.	Description	No. Used
32	32148-9	Insert - Threaded	2
33	93-5116	Bracket - Battery	1
34		Battery	1
35	85-4730	Decal - Hydraulic Oil Only	1

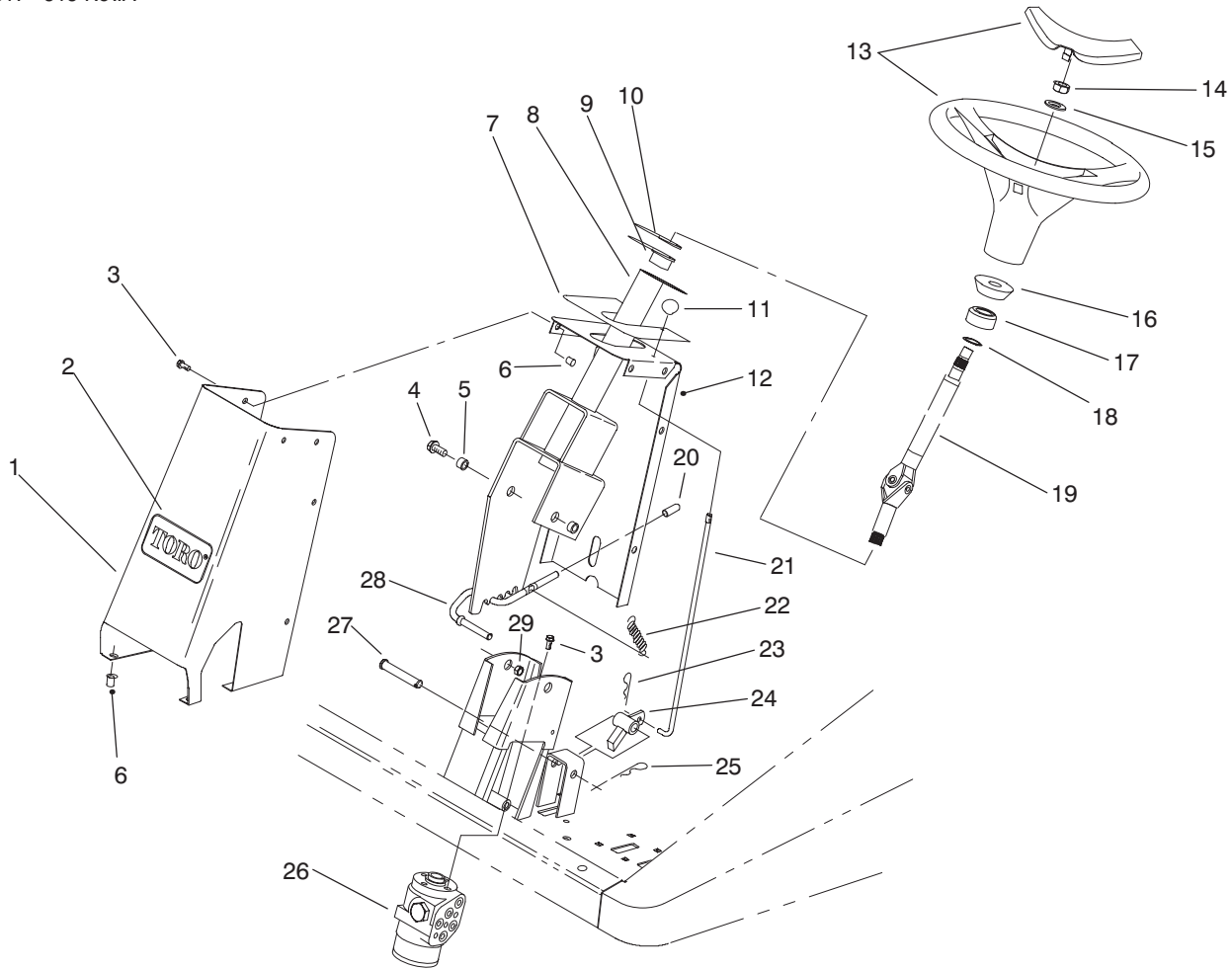
Ref. No.	Part No.	Description	No. Used
36	93-5273	Strap - Felt	1
37	32146-17	Nut - Hex, Lock	1
38	93-5215	Strap	1
39	3274-54	Screw - Cap, Hex. Soc. Hd.	1



T-2324

## FRONT FRAME & SEAT BASE ASSEMBLY

Ref. No.	Part No.	Description	No. Used	Ref. No.	Part No.	Description	No. Used
1	93-5627	Platform (Incl. Ref. #15-17, 25-26, & 31)	1	16	93-5447	Nut - Clinch	12
2	93-5310	Cover - Tubes	1	17	93-5449	Nut - Clinch	9
3	3290-355	Pin - Hair, Cotter	2	18	93-3094	Plug - Cap	4
4	93-5343	Pin - Clevis	2	19	33115-060	Screw - HH	4
5	93-5340	Base - Seat	1	20	93-5308	Washer - ISO Mount	4
6	240-5	Grommet	1	21	93-5307	Mount - ISO	4
7	93-5338	Rod - Prop	1	22	33025-00	Nut - Lock	4
8	3272-11	Pin - Cotter	2	23	3272-7	Pin - Cotter	2
9	93-5366	Shaft - Latch	1	24	3256-23	Washer - Flat	2
10	93-5363	Latch	1	25	93-5507	Abrasive - Platform	1
11	93-5367	Spring - Torsion	1	26	93-5349	Abrasive - Floor	1
12	93-5334	Strip - Foam, Seat	2	27	3256-69	Washer - Flat	1
13	93-5335	Strip - Foam, Seat	2	28	28-0570	Spring - Compression	1
14	33103-016	Screw - HHF	2	29	32121-79	Pin - Roll	1
15	93-5348	Abrasive - Floor	1	30	93-5605	Rod	1
				31	92-5772	Decal - Footrest, RH	1
				32	93-5255	Strip - Foam	1

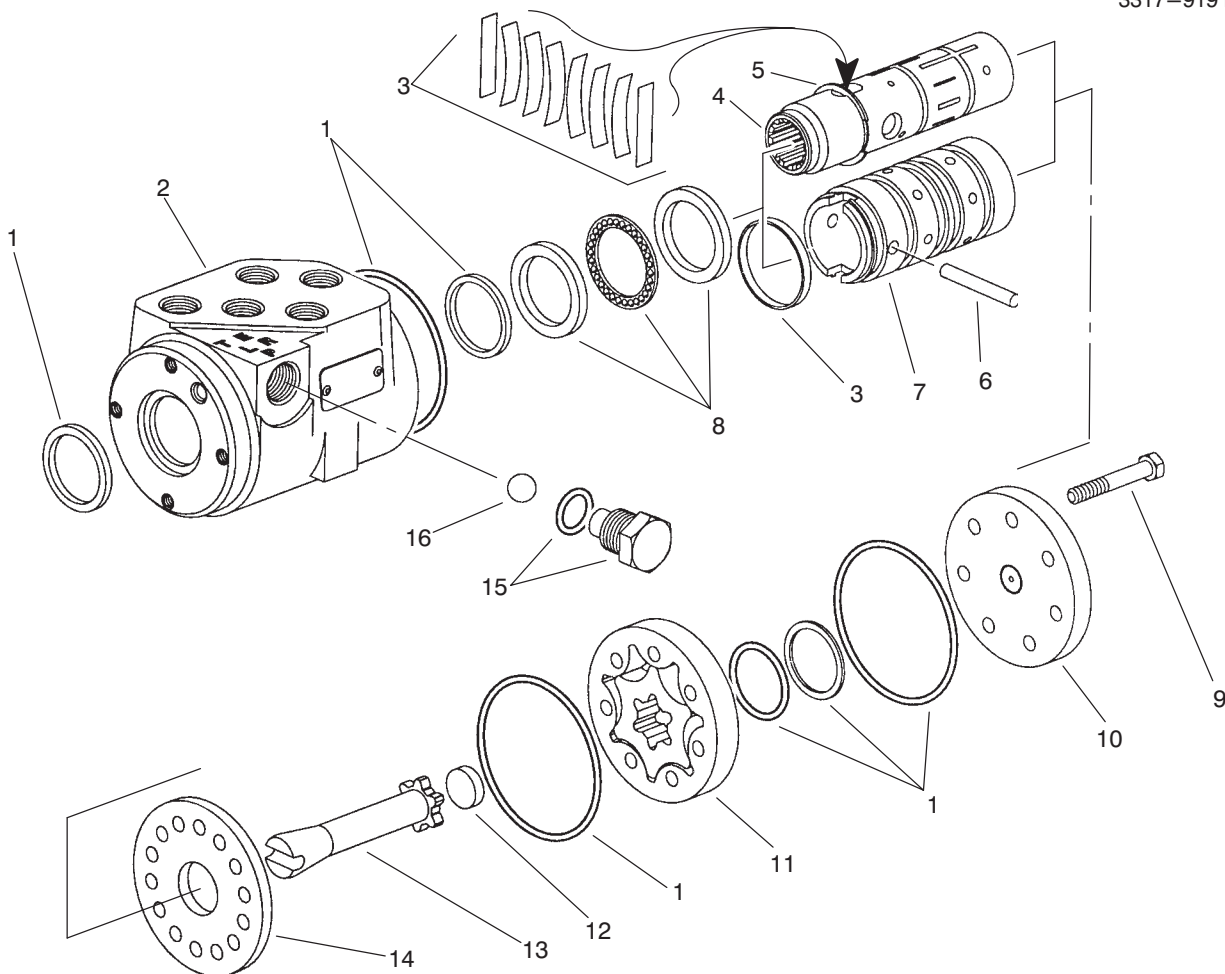


T-2325

## STEERING ASSEMBLY

Ref. No.	Part No.	Description	No. Used
1	93-5633	Housing -Tower (Incl. Ref. #2 & 6)	1
2	67-1300	Decal - Tower	1
3	33103-016	Screw - HHF	16
4	33105-020	Screw - HHF	2
5	93-5204	Spacer	2
6	93-5447	Nut - Clinch	12
7	93-5424	Decal - Tower	1
8	93-5205	Column - Steering	1
9	256-132	Bushing - Flange	2
10	256-260	Washer	2
11	93-5312	Knob	1
12	93-5629	Cover - Tower (Incl. Ref. #6 & 7)	1
13	93-5212	Wheel - Steering	1
14	93-5590	Nut	1

Ref. No.	Part No.	Description	No. Used
15	3256-27	Washer - Flat	1
16	93-5429	Collar - Foam	1
17	93-5439	Seal - Steering	1
18	32151-29	Ring - Retaining	2
19	93-5428	Asm. - Shaft, Steering	1
20	93-5446	Cap - Vinyl	1
21	93-5309	Rod - Brake, Parking	1
22	93-5262	Spring - Extension	1
23	3272-5	Pin - Cotter, Hair	1
24	93-5276	Pawl - Brake	1
25	3272-12	Pin - Cotter, Hair	1
26	93-5165	Steering Control Unit	1
27	283-5	Pin - Clevis	1
28	93-5208	Rod - Tilt	1
29	33005-00	Nut - HF	2



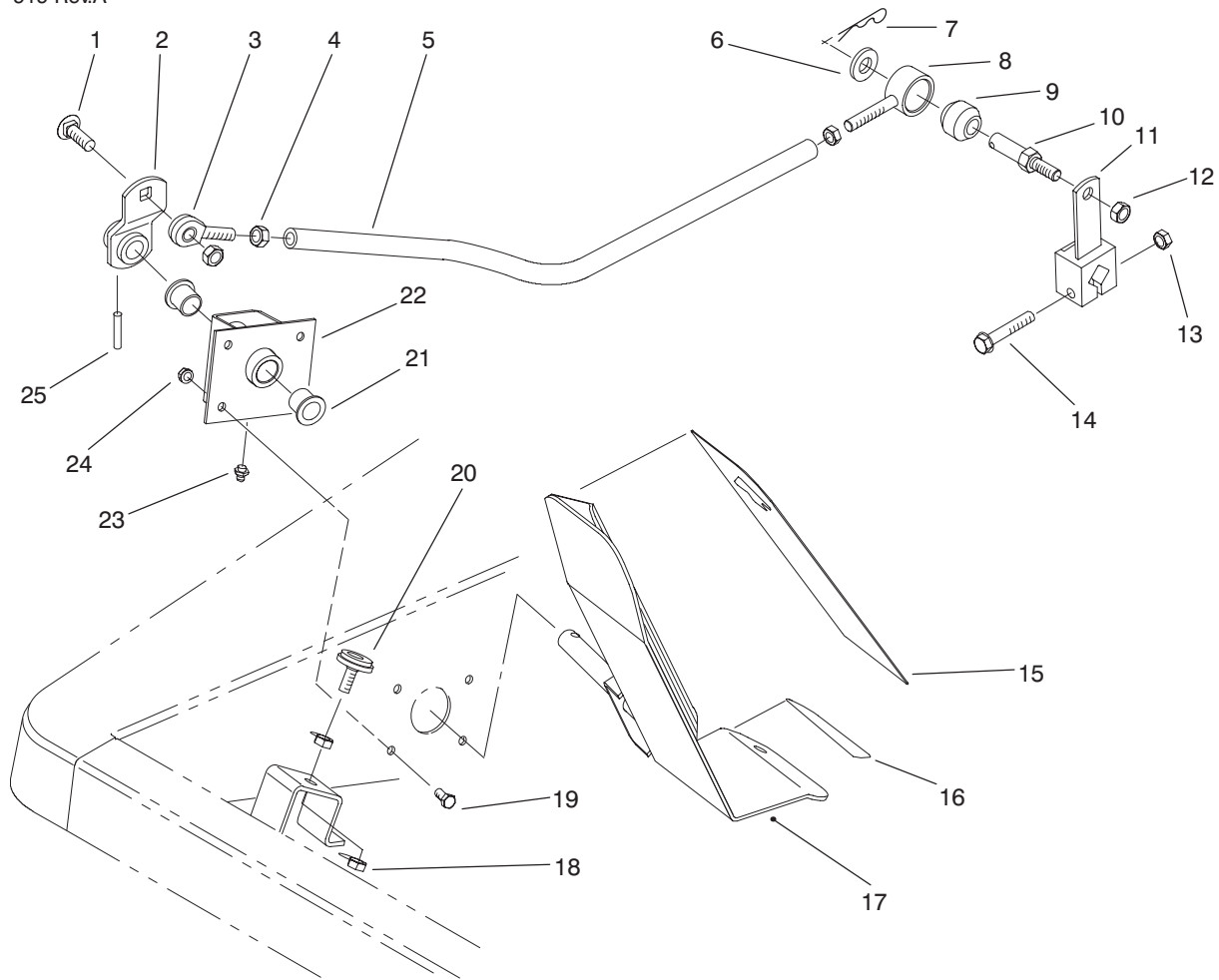
T-2312

## STEERING CONTROL VALVE ASM. 93-5165

Ref. No.	Part No.	Description	No. Used
1	94-4099	Kit - Seal	1
†2		Housing	1
3	94-4095	Kit - Spring, Centering	1
†4		Spool	1
5	94-4098	Ring - Retaining	1
6	94-4094	Pin	1
†7		Sleeve	1
8	94-4096	Kit - Bearing	1

Ref. No.	Part No.	Description	No. Used
9	94-4088	Screw - Cap	7
10	94-4089	Cap - End	1
11	94-4090	Gerotor	1
12	94-4091	Spacer	1
13	94-4093	Drive	1
14	94-4092	Plate - Wear	1
15	94-4097	Asm. - Plug	1
16	94-4100	Ball	1

† Not Serviced Separately.

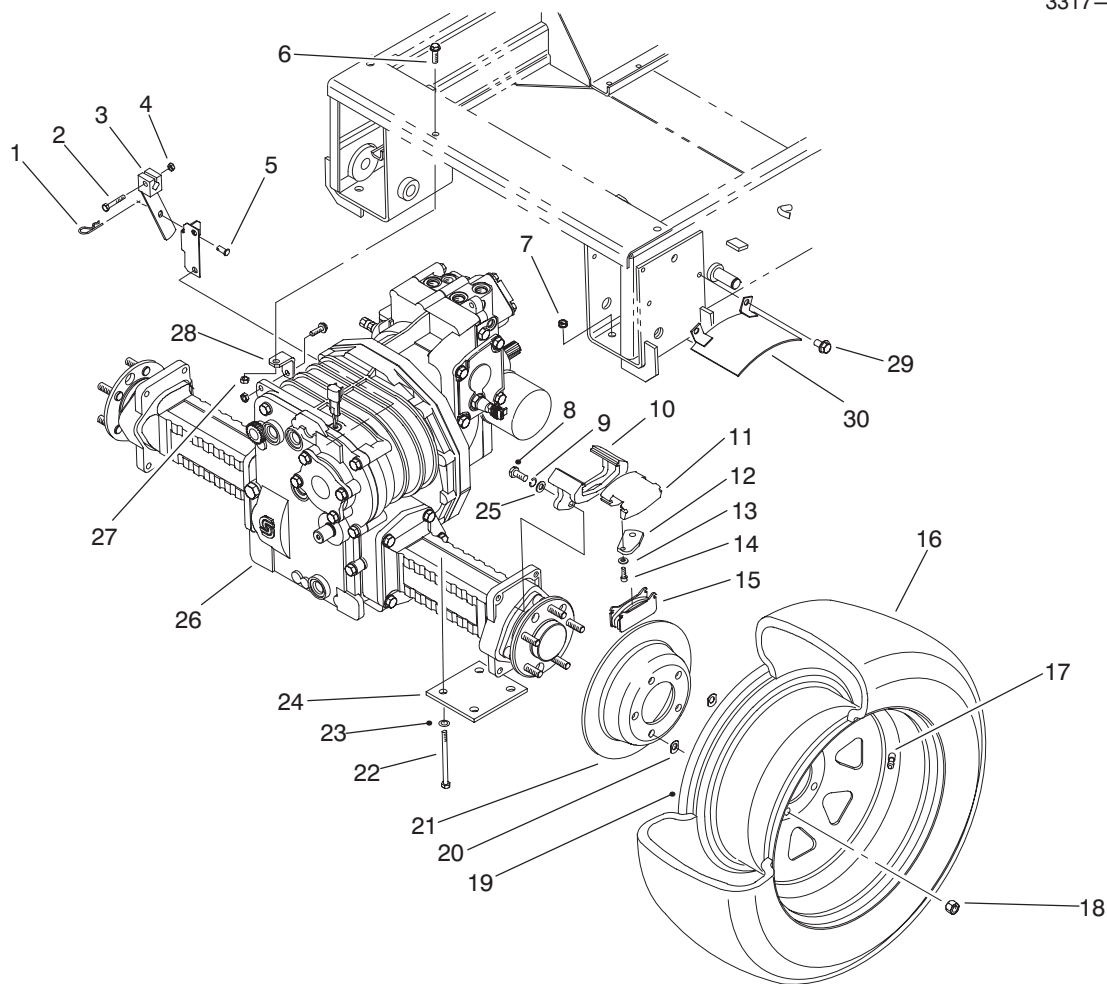


T-2326

## TRACTION PEDAL ASSEMBLY

Ref. No.	Part No.	Description	No. Used
1	3231-22	Bolt - Carriage	1
2	93-5137	Lever - Traction	1
3	2411-36	Bearing - Rod End	1
4	3220-3	Nut - Jam	2
5	93-5173	Tube - Control	1
6	3256-26	Washer - Flat	1
7	3290-355	Pin - Cotter, Hair	1
8	93-5486	Hub	1
9	23-2270	Bushing - Rubber	1
10	93-5488	Post - Hub	1
11	93-5175	Lever	1
12	3296-59	Nut - Lock	2
13	33024-00	Nut - Lock	1

Ref. No.	Part No.	Description	No. Used
14	33104-050	Screw - HHF	1
15	93-5347	Abrasive - Pedal	1
16	93-5368	Abrasive - Pedal	1
17	93-5133	Pedal - Traction	1
18	3217-6	Nut - Hex.	2
19	33113-016	Screw - HH	4
20	32141-36	Screw - Level	1
21	256-10	Bushing - Flange	2
22	93-5129	Bracket - Pedal	1
23	302-5	Fitting - Grease	1
24	33003-00	Nut - HF	1
25	32121-9	Pin - Roll	1

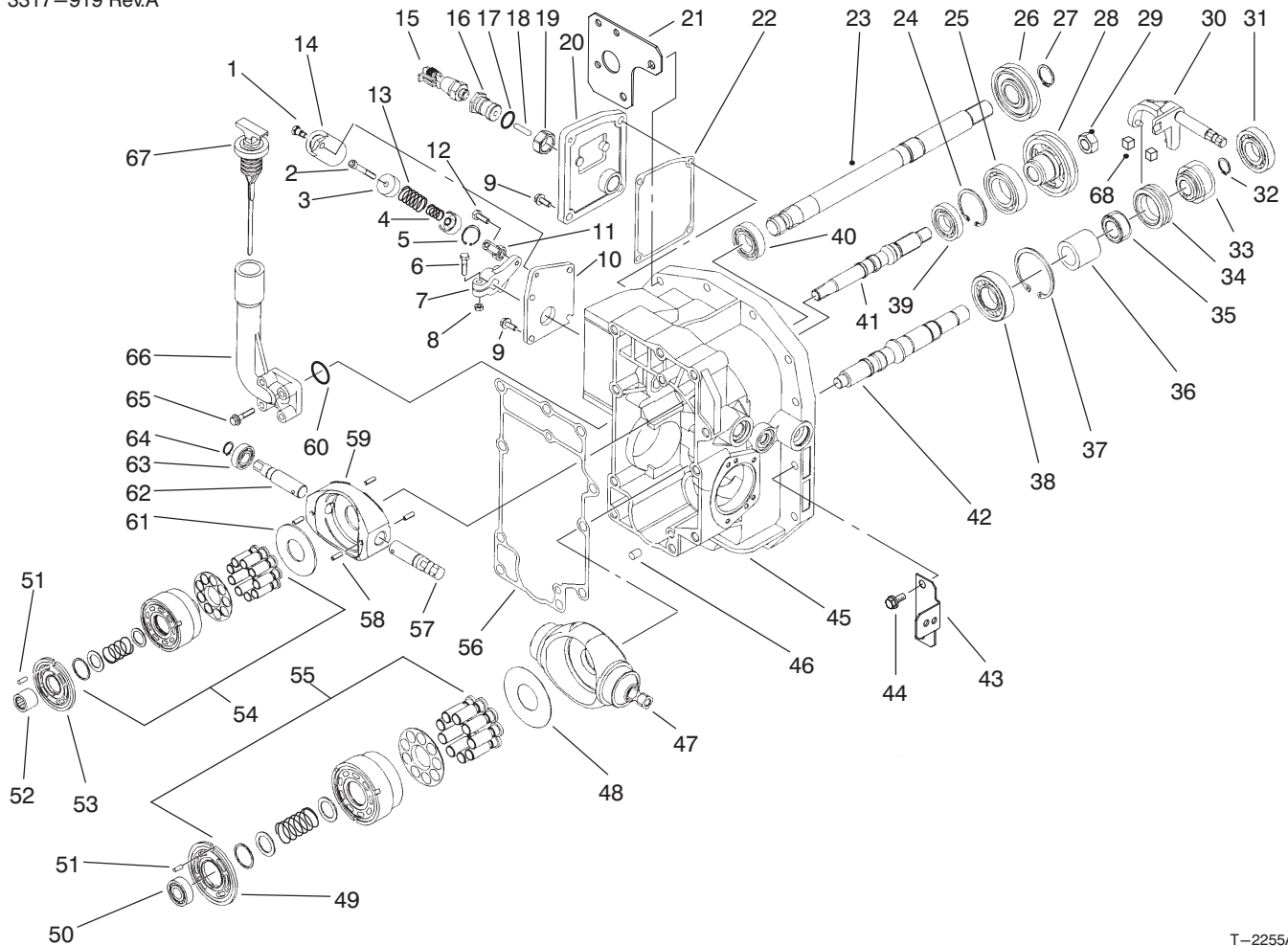


T-2327A

## FRONT AXLE ASSEMBLY

Ref. No.	Part No.	Description	No. Used	Ref. No.	Part No.	Description	No. Used
1	3290-467	Pin - Cotter, Hair	1	16	93-5431	Tire	2
2	33113-040	Screw - HH	1	17	232-27	Valve Stem	2
3	93-5383	Lever	1	18	93-5268	Nut - Lug	10
4	33023-00	Nut - Lock	1	19	93-5548	Rim	2
5	283-62	Pin - Clevis	1	20	21-8360	Clip - Retaining	4
6	33104-025	Screw - HHF	2	21	93-5438	Rotor - Brake	2
7	33006-00	Nut - HF	8	22	33116-110	Screw - HH	8
8	323-44	Screw - HH	4	23	3256-26	Washer - Flat	8
9	3253-5	Washer - Lock	4	24	93-5036	Plate - Axle	2
10	94-4102	Bracket - Mounting	2	25	257-9	Washer	4
11	94-4104	Housing	2	26	93-5941	Axle - 2 Speed	1
12	94-4107	Lever	2	27	33024-00	Nut - Lock	2
13	94-4106	Washer	2	28	93-5306	Bracket - Transaxle	1
14	94-4105	Screw	2	29	32144-14	Screw - HH	4
15	94-4103	Pad	4	30	93-5977	Shield - Brake	2

\*Not Illustrated



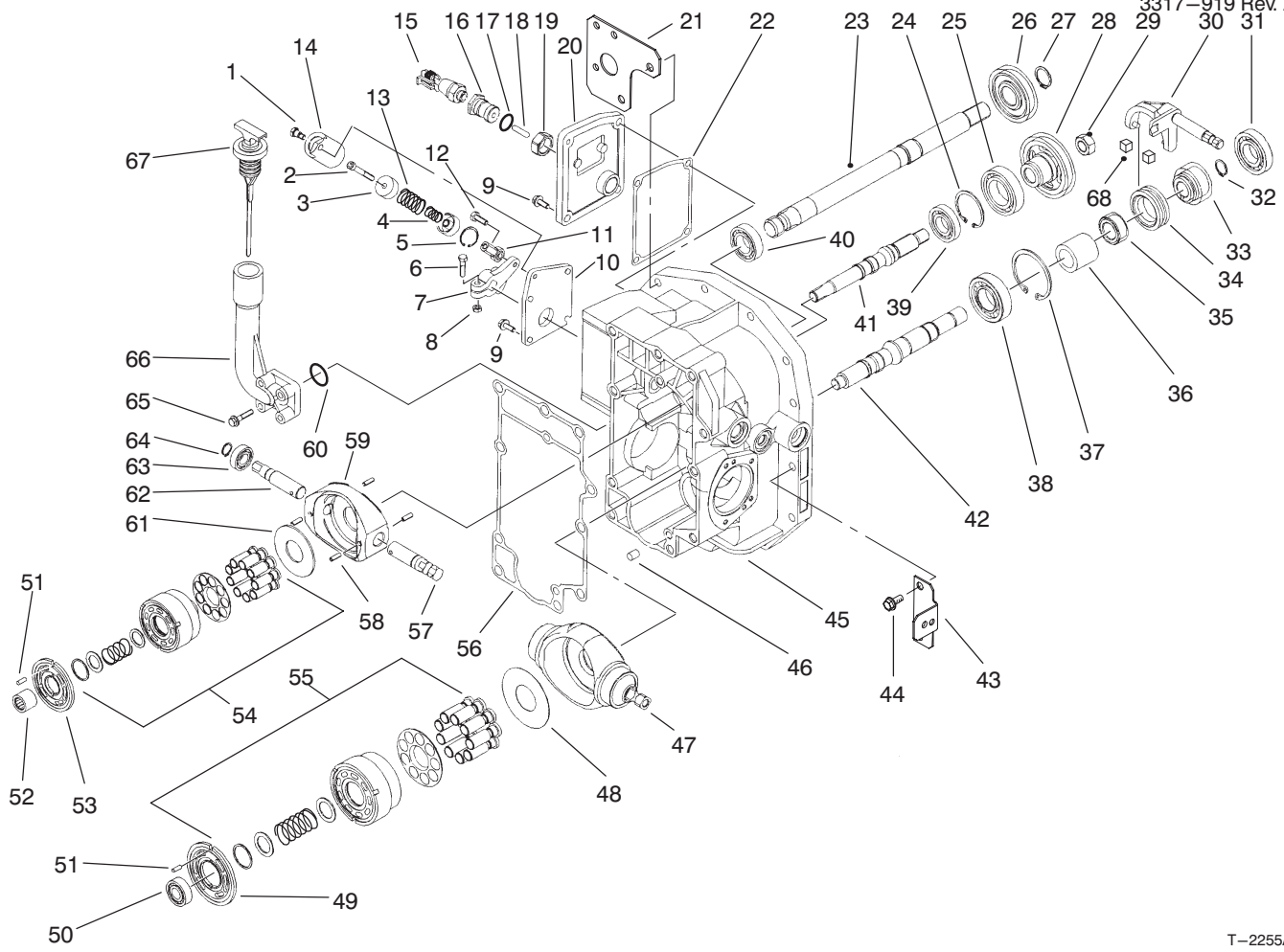
T-2255A

## HYDRAULIC HOUSING ASSEMBLY

Ref. No.	Part No.	Description	No. Used
†1		Screw – HH, Shoulder	1
†2		Screw – Soc. Hd.	1
†3		Seat – Spring	2
†4		Spring – Compression	1
†5		Ring – Retaining	1
6	94-3940	Screw – HH	1
†7		Handle – Return, Neutral	1
†8		Nut – Lock	1
9	94-4002	Screw – HHF	8
10	94-3929	Plate – Return, Neutral	1
†11		Rod End – Female	1
†12		Screw – HH	1
†13		Spring – Compression	1
†14		Housing – Return, Neutral	1
15	94-3966	Switch	2
16	94-4045	Adjuster – Threaded	1
17	28-3570	O-Ring	1
18	94-4046	Pin	1
19	94-4044	Nut – Hex.	1
20	94-3943	Cover – Return, Neutral	1
21	93-5171	Bracket – Counter Balance	1
22	94-3944	Gasket – Return, Neutral	1
23	94-3901	Shaft – Input	1
24	94-4029	Ring – Retaining	1
25	94-3971	Bearing – Ball	1
26	94-3903	Pinion – Drive, Pump	1

Ref. No.	Part No.	Description	No. Used
27	94-3994	Ring – Retaining	1
28	94-3905	Gear – Drive, Pump	1
29	94-3953	Nut – Lock	1
30	94-3924	Yoke – 2 Speed	1
31	28-3650	Bearing	1
32	94-3963	Ring – Retaining	1
33	94-3919	Pinion – Drive, Final	1
34	94-3908	Coupling – Gear, Change	1
35	94-3923	Coupling – 2 Speed	1
36	94-3949	Spacer – Drive, Final	1
37	94-3997	Ring – Retaining	3
38	84-0310	Bearing	1
39	94-3960	Bearing – Ball	1
40	94-3942	Bearing – Ball	1
41	94-3604	Shaft – Pump	1
42	94-3906	Shaft – Motor	1
43	93-5381	Bracket	1
44	94-4004	Screw – HHF	23
45	94-4077	Housing – Variable Motor	1
46	94-3975	Pin	2
47	94-4058	Swashplate – Variable	1
48	75-0400	Plate – Thrust	1
49	94-3921	Plate – Valve, Motor	1
50	94-3956	Bearing – Ball	1
51	94-3974	Pin	2
52	94-3957	Bearing – Needle	1

† Not Serviced Separately.



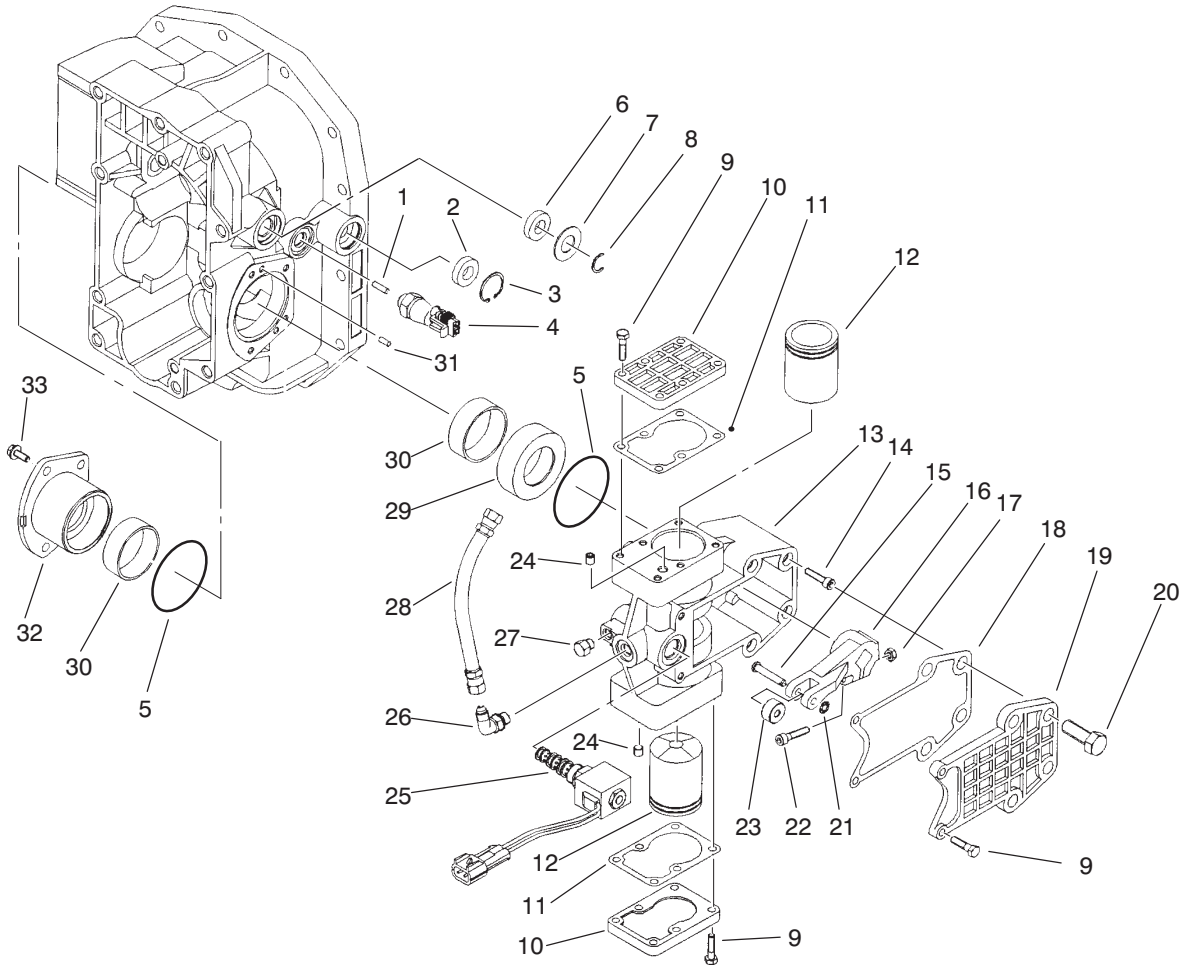
T-2255A

## HYDRAULIC HOUSING ASSEMBLY (Continued)

Ref. No.	Part No.	Description	No. Used
53	94-3973	Plate - Valve, Pump	1
54	48-1800	Kit - Block, Cylinder	1
55	75-0470	Kit - Block, Cylinder	1
56	94-3992	Gasket - Center Section	1
57	94-3946	Shaft - Trunnion	1
58	28-3620	Pin	4
59	94-3967	Swashplate - Pump, Variable	1
60	94-4051	O-Ring	1
61	94-3978	Plate - Thrust	1
62	94-3934	Shaft - Trunnion	1
63	94-4040	Bearing - Ball	1

Ref. No.	Part No.	Description	No. Used
64	94-3932	Ring - Retaining	1
65	94-4050	Screw - HHF	4
66	94-4048	Housing - Dipstick	1
67	94-4049	Dipstick	1
68	93-5972	Guide - Slot	2
*	93-5969	Asm. - Return, Neutral (Incl. Ref. #1-5 & 11-14)	1
*	93-5970	Kit - Arm, Neutral Return (Incl. Ref. #7 & 8)	1
*	93-5971	Kit - Seal, Overhaul	1

\*Not Illustrated



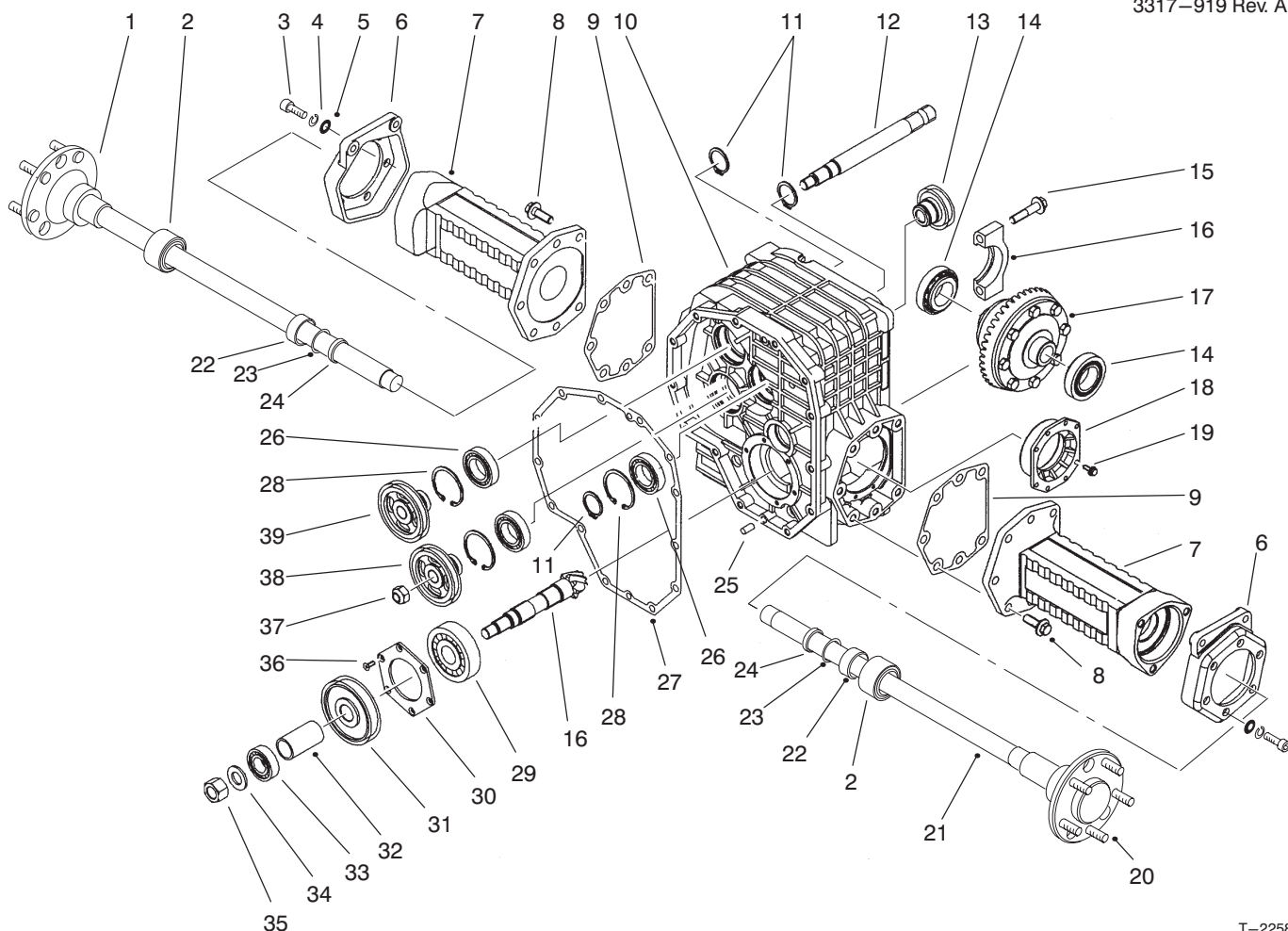
T-2256

## HYDRAULIC HOUSING ASSEMBLY – CONTROL

Ref. No.	Part No.	Description	No. Used
1	94-4028	Roller – Needle	1
2	94-3939	Seal – Lip	1
3	94-3962	Ring – Retaining	1
4	94-3966	Switch	2
5	94-4059	O-Ring	2
6	25-3210	Seal	1
7	25-2510	Washer	1
8	94-3945	Ring – Retaining	1
9	94-3940	Screw – HH	14
10	94-4063	Cover – Servo	2
11	94-4064	Gasket – Cover	2
12	94-4070	Piston – Control	2
13	94-4060	Housing – Control	1
14	94-4009	Screw	4
15	94-4067	Pin – Headed	1
16	94-4061	Arm – Control	1
17	94-3936	Nut – Lock	1
18	94-4062	Gasket – Housing	1
19	94-4065	Cover – Control	1

Ref. No.	Part No.	Description	No. Used
20	94-4007	Screw – HHF	4
21	94-4068	Washer – Retention, Shaft	1
22	94-4069	Screw	1
23	94-4066	Roller – Arm, Control	1
24	94-4071	Plug – Orifice	2
25	94-4072	Valve – Solenoid	1
26	94-4075	Elbow	2
27	94-4074	Plug	1
28	94-4076	Hose	1
†29		Carrier – Bearing, Trunnion	1
†30		Bearing – Journal	2
31	69-3450	Pin	2
†32		Carrier – Trunnion Bearing	1
33	94-4026	Screw – HHF	4
*	93-5967	Asm. – Carrier, Trunnion Brg. (Incl. Ref. #30 & 32)	1
*	93-5968	Asm. – Carrier, Trunnion Brg. MV (Incl. Ref. #29 & 30)	1

† Not Serviced Separately.

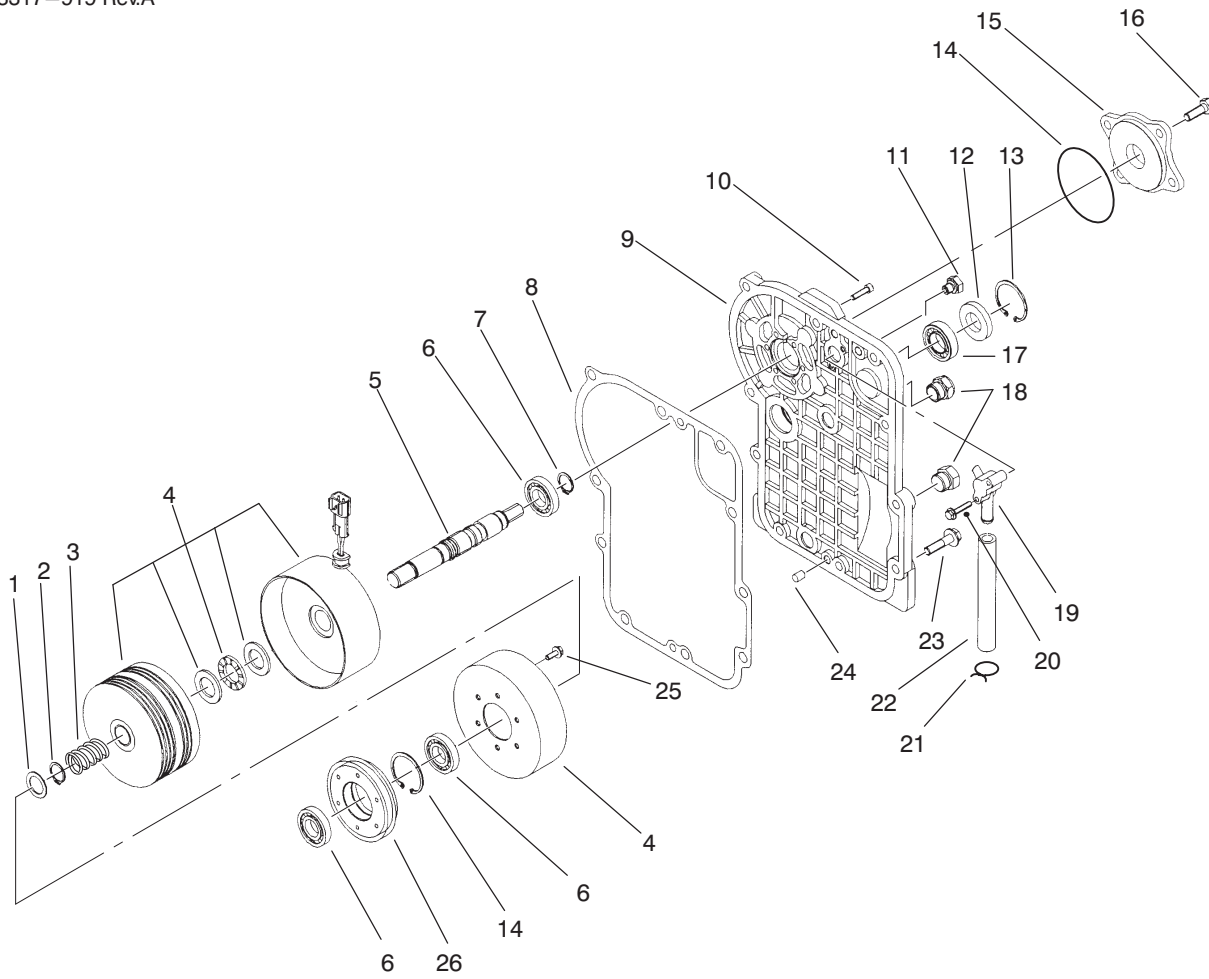


T-2258A

## FRONT AXLE GEAR HOUSING ASSEMBLY

Ref. No.	Part No.	Description	No. Used
1	94-4031	Shaft - Axle, Left	1
2	94-4030	Bearing	2
3	94-4036	Screw	6
4	3253-7	Washer - Lock	6
5	3256-6	Washer - Flat	6
6	94-4038	Bracket - Brake	2
7	94-4033	Housing - Axle	2
8	94-4007	Screw - HHF	14
9	94-4015	Gasket - Housing	2
10	94-3920	Housing - Gear	1
11	69-3170	Ring - Retaining	3
12	94-3913	Shaft - Front PTO	1
13	94-4052	Pinion - PTO Clutch	1
14	94-5966	Kit - Bearing	2
15	94-4003	Screw - HHF	2
16	94-3972	Clamp - Differential	1
17	94-3970	Assembly - Differential	1
18	94-3938	Carrier - Bearing	1
19	94-4002	Screw - HHF	6
20	94-4143	Stud - Wheel	10

Ref. No.	Part No.	Description	No. Used
21	94-4035	Shaft - Axle, Right	1
22	94-4144	Collar - Bearing	2
23	94-4142	Ring - Retaining	2
24	94-4032	Seal - Lip	2
25	94-3975	Pin	4
26	94-3971	Bearing - Ball	3
27	94-3959	Gasket - Housing	1
28	94-3997	Ring - Retaining	3
29	94-3961	Bearing - Ball	1
30	94-3907	Retainer - Bearing	1
31	94-3912	Gear - Final Drive	1
32	94-3958	Spacer - Pinion	1
33	75-0520	Bearing	1
34	94-4024	Washer	1
35	94-4025	Nut - Lock	1
36	94-4014	Screw - Socket Head	6
37	94-3953	Nut - Lock	1
38	94-3914	Gear - Drive, PTO	1
39	94-3909	Pinion - Drive, PTO	1

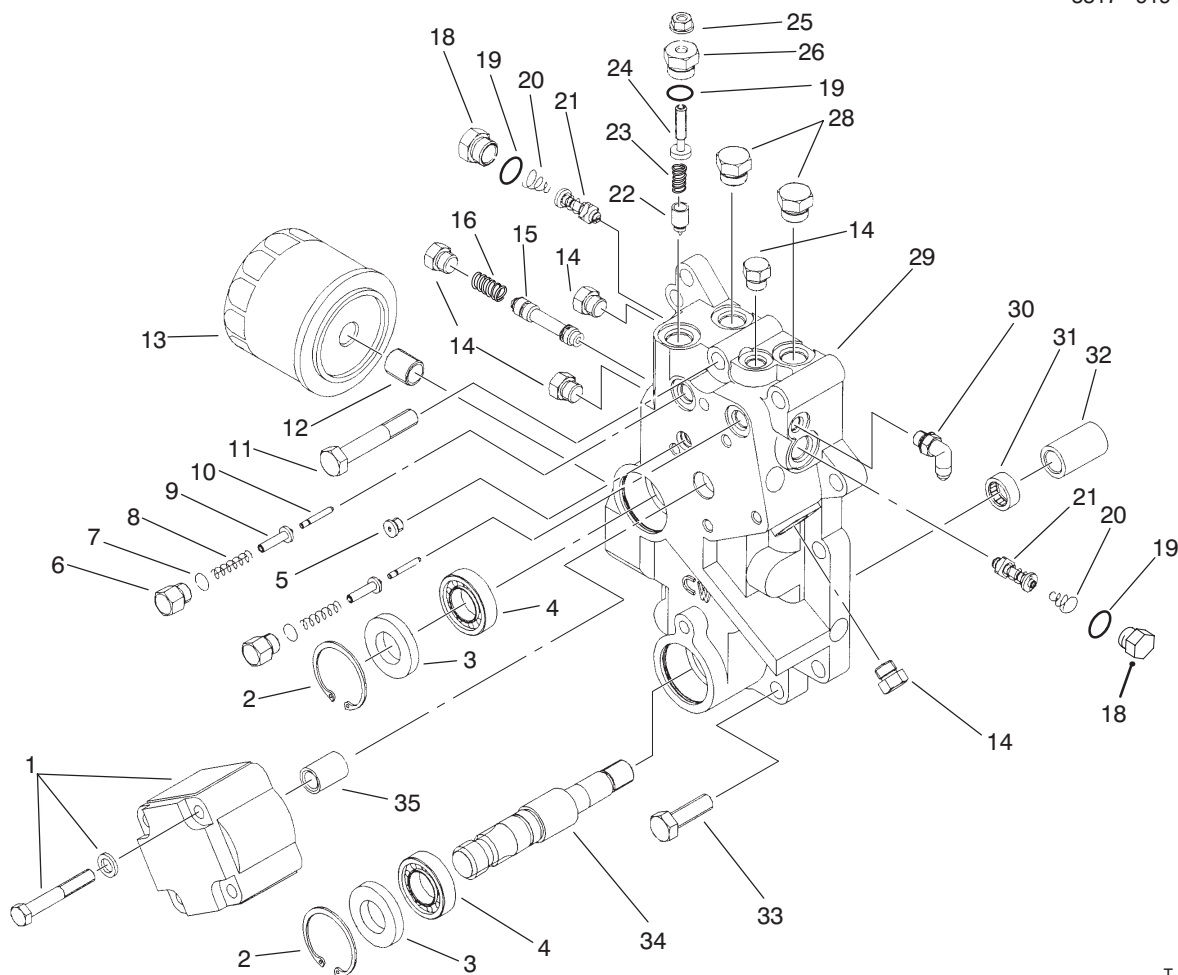


T-2259

## FRONT AXLE GEAR HOUSING ASSEMBLY

Ref. No.	Part No.	Description	No. Used
1	94-3995	Washer	1
2	94-4006	Ring - Retaining	1
3	94-4005	Spring - Compression	1
4	94-3969	Clutch - PTO	1
5	94-3910	Shaft - Clutch	1
6	94-3960	Bearing - Ball	3
7	94-3996	Ring - Retaining	1
8	94-4001	Gasket - Cover, Front	1
9	94-3991	Cover - Front	1
10	94-4009	Screw	6
11	94-3998	Vent - Breather	1
12	94-3925	Seal - Lip	1
13	94-4029	Ring - Retaining	2

Ref. No.	Part No.	Description	No. Used
14	94-4011	O-Ring	1
15	94-4010	Cover - Gerotor	1
16	94-4008	Screw	4
17	94-3942	Bearing - Ball	1
18	67-8030	Plug	2
19	94-4012	Tube - Lubrication	1
20	94-4013	Screw - HHF	2
21	94-4042	Clamp	2
22	94-4041	Hose - Lubricating	1
23	94-4004	Screw - HHF	10
24	94-3975	Pin	2
25	94-4026	Screw - HHF	6
26	94-4053	Gear - Clutch, PTO	1

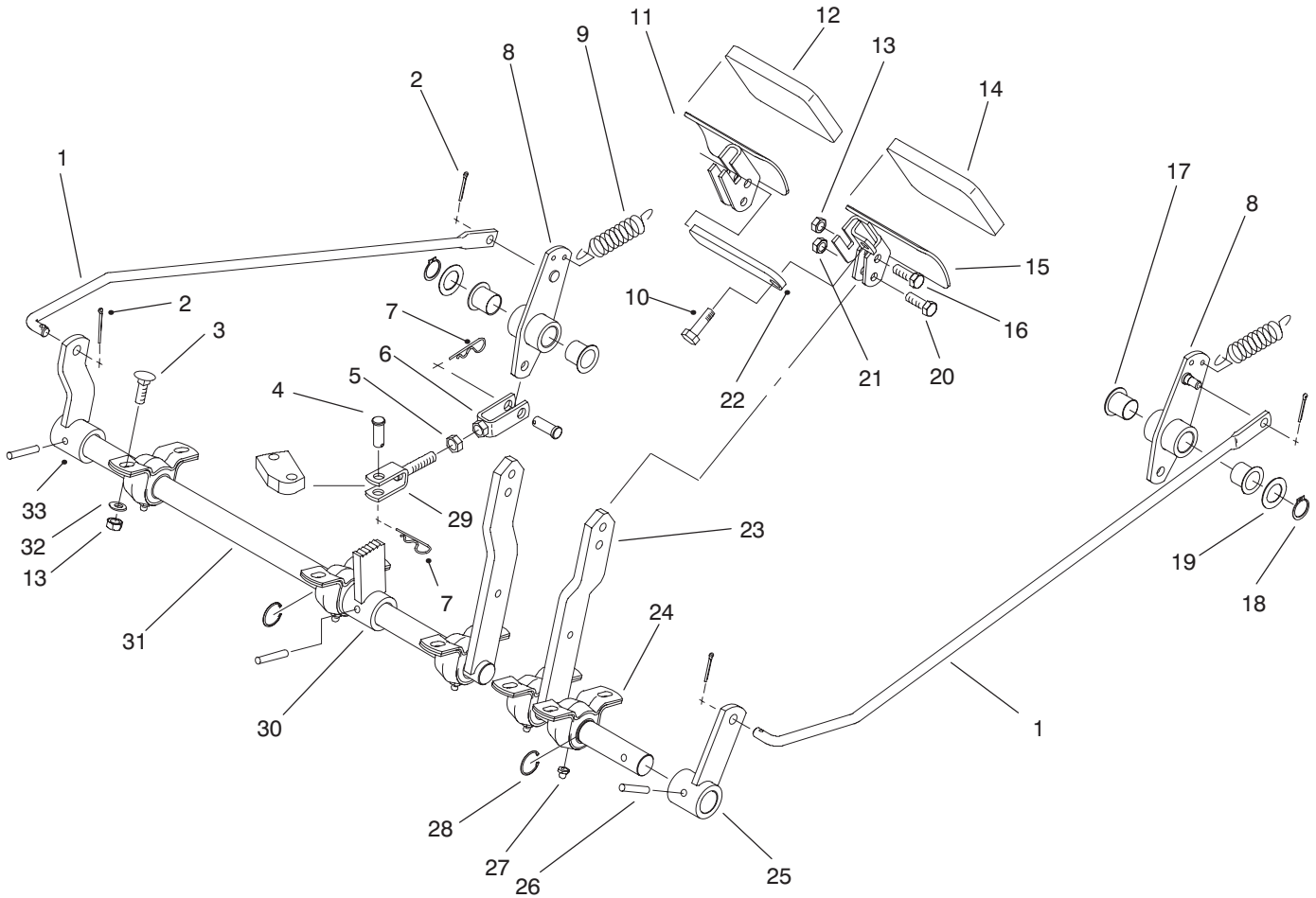


T-2257

## FRONT AXLE CENTER SECTION ASSEMBLY

Ref. No.	Part No.	Description	No. Used
1	94-3968	Pump - Gear	1
2	94-4029	Ring - Retaining	2
3	94-3925	Seal - Lip	2
4	94-3942	Bearing - Ball	2
5	94-3993	Plug	1
6	94-3986	Plug - Hex. Head	2
7	94-3987	O-Ring	2
8	94-3985	Spring	2
9	94-3983	Assembly - Sleeve	2
10	94-3984	Piston	2
11	94-3999	Screw	2
12	94-3950	Union - Filter	1
13	94-3951	Filter	1
14	94-3915	Plug	5
15	94-3916	Spool	1
16	94-3917	Spring - Helical	1
18	94-3981	Plug	2

Ref. No.	Part No.	Description	No. Used
19	94-3982	O-Ring	3
20	69-3740	Spring - Conical	2
21	94-3979	Valve	2
22	94-3988	Cone - Valve, Relief	1
23	94-3989	Spring - Helical	1
24	94-4016	Screw - Adjusting	1
25	94-4017	Nut	1
26	94-3990	Plug - Relief, Implement	1
28	94-4018	Plug	2
29	94-3900	Center Section	1
30	94-4075	Elbow	1
31	94-4021	Bearing	1
32	94-4023	Coupling - 4 Wheel Drive	1
33	94-4020	Screw	8
34	94-4022	Shaft - 4 Wheel Drive	1
35	94-3922	Coupling - Pump, Gear	1

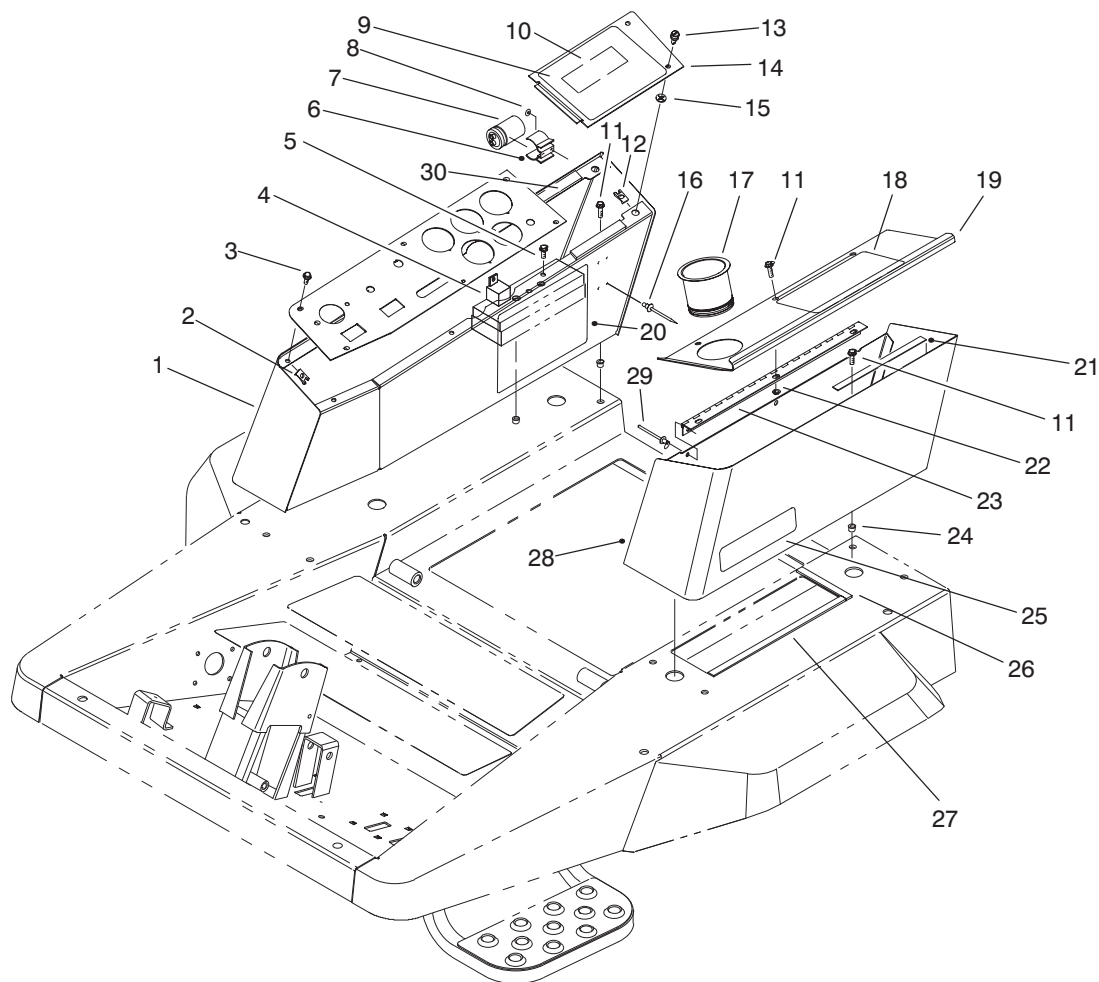


T-2329

## BRAKE PEDAL ASSEMBLY

Ref. No.	Part No.	Description	No. Used
1	93-5333	Rod - Control	2
2	3272-7	Pin - Cotter	4
3	33124-020	Screw - Carriage	10
4	283-2	Pin - Clevis	4
5	3220-3	Nut - Jam	2
6	93-5552	Clevis	2
7	3290-467	Pin - Cotter, Hair	4
8	93-5326	Bellcrank	2
9	93-5262	Spring - Extension	2
10	33114-020	Screw - HH	1
11	93-5456	Pedal - RH	1
12	27-7580	Pad - Right Turn	1
13	33024-00	Nut - Lock	14
14	27-7570	Pad - Left Turn	1
15	93-5455	Pedal - LH	1
16	33114-025	Screw - HH	3
17	93-5313	Bushing - Nylon	4

Ref. No.	Part No.	Description	No. Used
18	32120-72	Ring - Retaining	2
19	3-6498	Washer - Thrust	2
20	322-4	Screw - HH	1
21	3218-2	Nut - Hex.	1
22	93-5568	Arm - Lock	1
23	93-5280	Arm - Brake, LH	1
24	93-4849	Bearing - Pillow Block	5
25	93-5473	Lever - Brake, LH	1
26	32121-15	Pin - Roll	3
27	302-5	Fitting - Grease	5
28	32151-83	Ring - Retaining	3
29	93-5551	Clevis	2
30	93-5475	Latch - Brake	1
31	93-5284	Arm - Brake, RH	1
32	33094-00	Washer - Flat	10
33	93-5474	Lever - Brake, RH	1

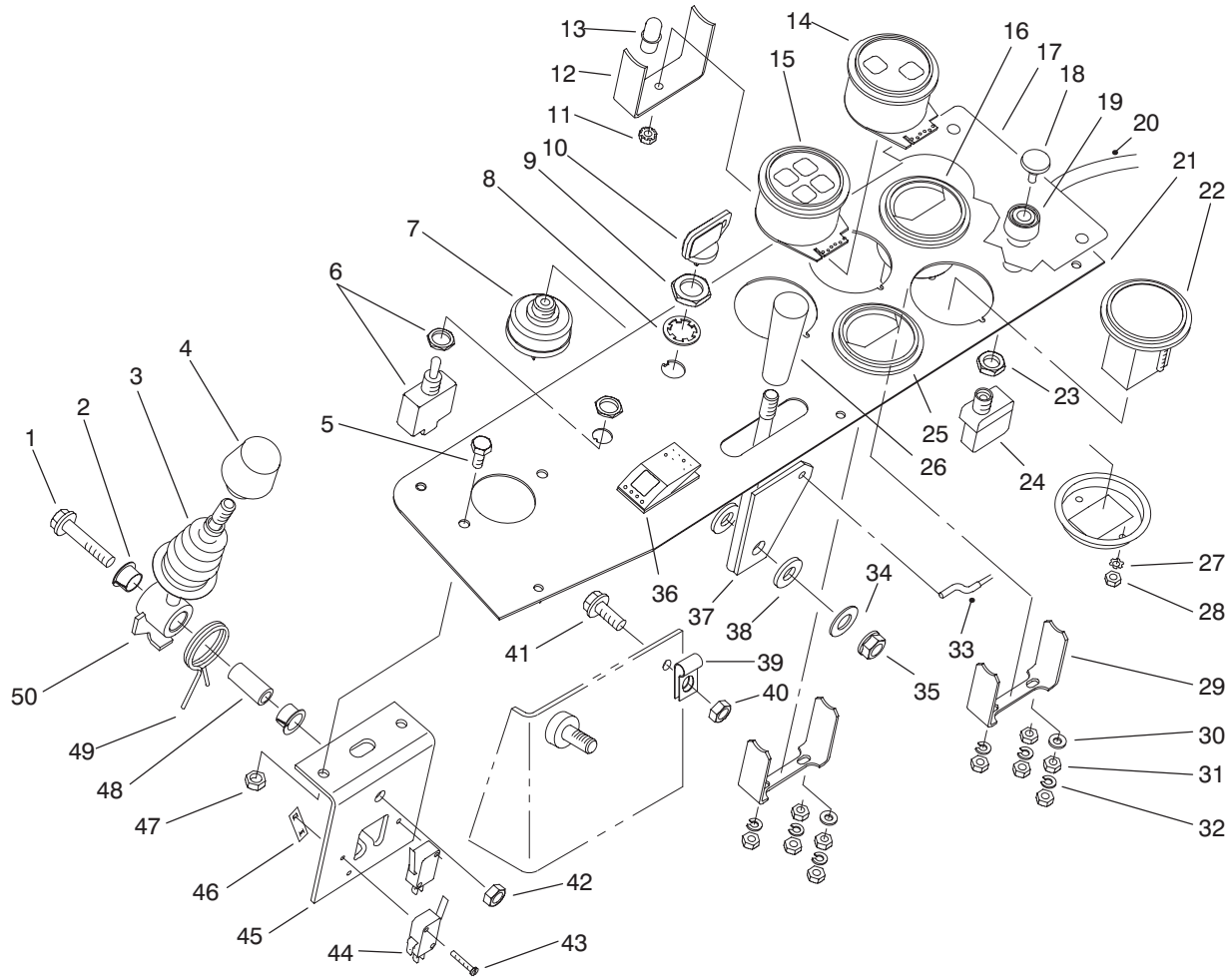


T-2330A

## CONTROL CONSOLE ASSEMBLY

Ref. No.	Part No.	Description	No. Used	Ref. No.	Part No.	Description	No. Used
1	93-5369	Console	1	19	93-5403	Cover - Console	1
2	3290-191	Nut - Speed	6	20	93-5934	Decal - Service (Model 30301)	1
3	3250-14	Screw	6	20	93-5625	Decal - Service (Model 30302)	1
4	116397	Relay	7	21	66-3050	Strip - Magnetic	2
5	93-5949	Screw - HHF	2	22	33003-00	Nut - HF	3
6	74-2310	Clamp - Plastic	2	23	93-5554	Hinge - Cover	1
7	37-2690	Capacitor	2	24	93-5447	Nut - Clinch	8
8	3269-10	Washer - Flat	2	25	67-1710	Decal - Caution	1
9	93-5930	Decal - Operating Instruct.	1	26	93-5413	Strip - Foam	2
10	93-5932	Decal - Fuses	1	27	93-5414	Strip - Foam	2
11	33103-016	Screw - HHF	12	28	93-5399	Console - LH	1
12	93-5558	Nut - Clip On	2	29	93-8744	Rivet - Pop	3
13	93-5556	Screw - Knurled	2	30	93-5637	Strip - Foam	2
14	93-5527	Panel - Access	1	*	94-6710	Fuse - 2A	1
15	93-5557	Retainer - Nylon	2	*	218-578	Fuse - 10A	1
16	117433	Rivet - Pop	2	*	218-594	Fuse - 20A	2
17	94-1410	Holder - Beverage Can	1	*	94-4109	Fuse - 80A	1
18	93-5621	Decal - Warning (Model 30301)	1	*	92-3188	Board - Diode	2
18	93-5622	Decal - Warning (Model 30302)	1				

\*Not Illustrated



T-2331

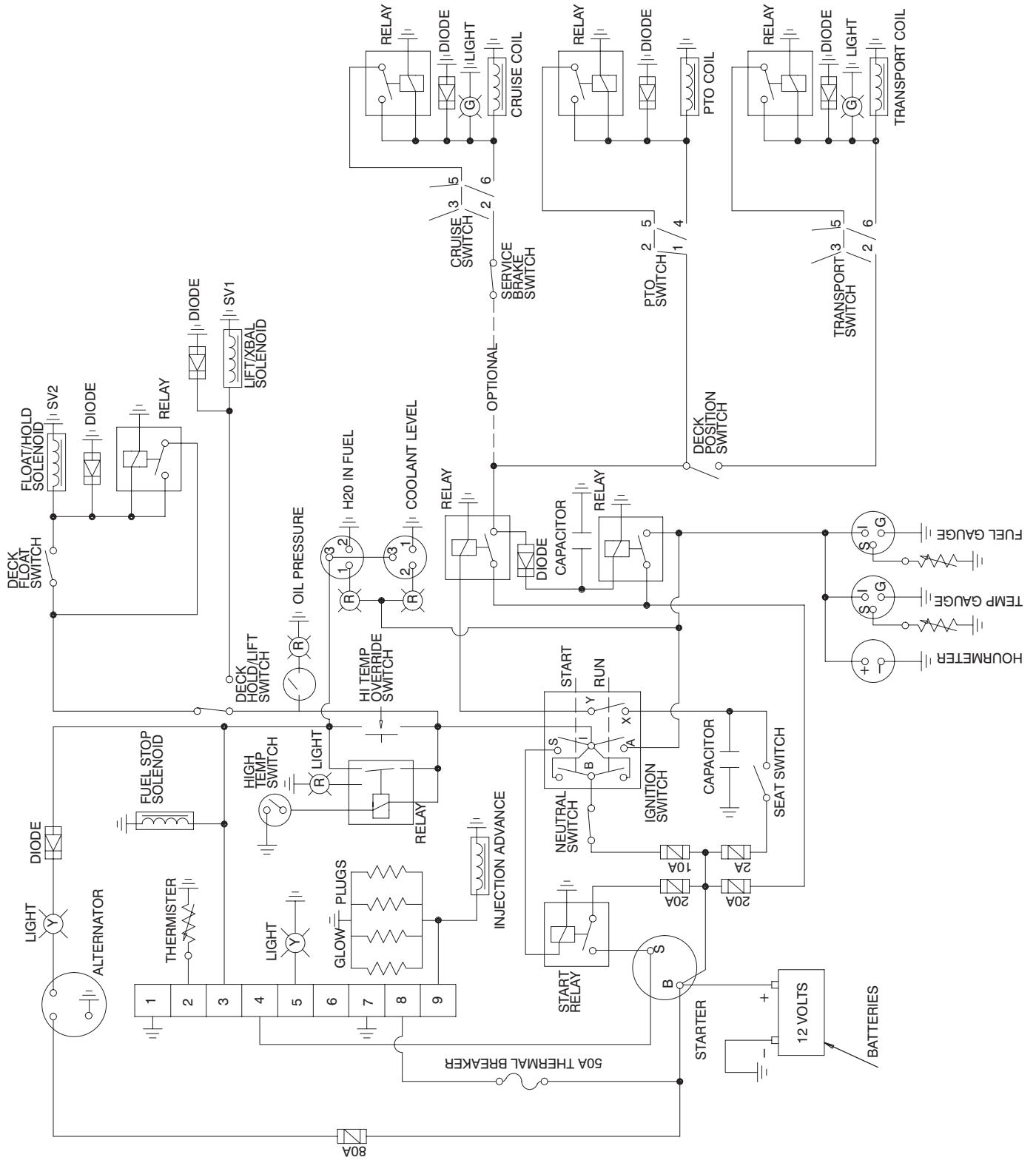
## OPERATOR'S CONTROL CONSOLE ASSEMBLY

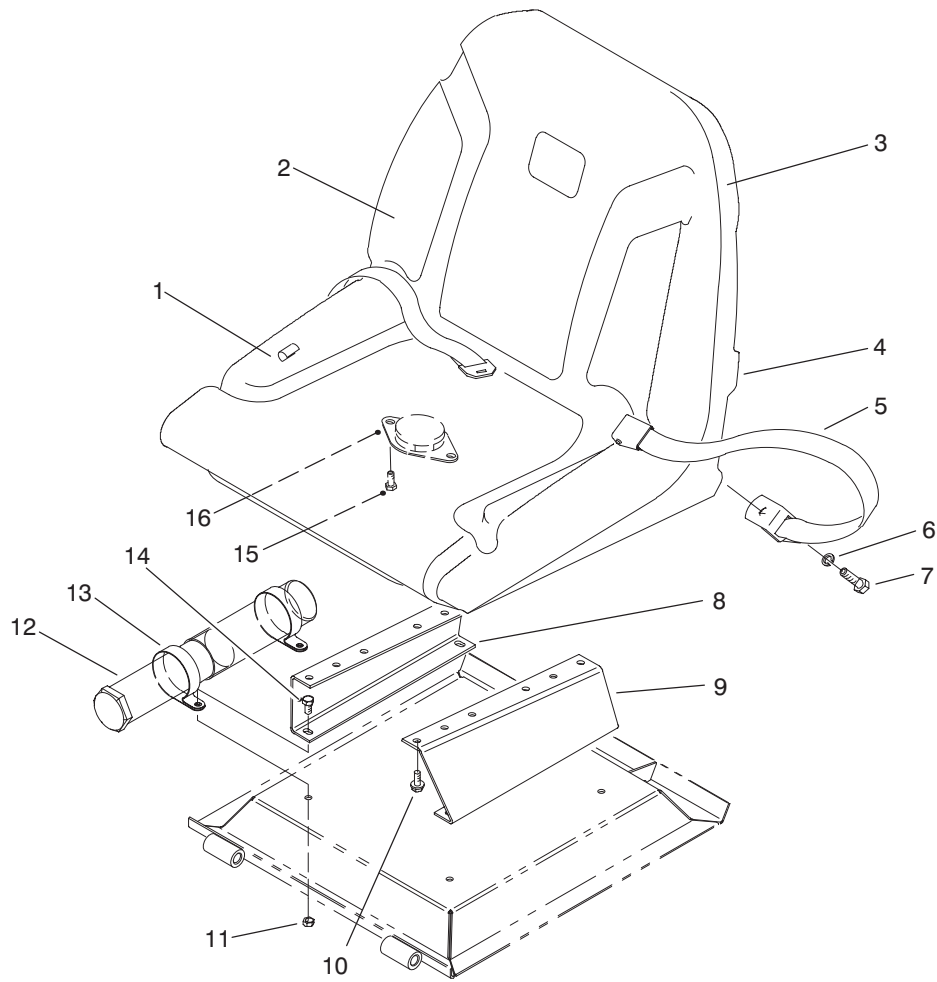
Ref. No.	Part No.	Description	No. Used
1	33104-040	Screw - HHF	1
2	93-5547	Bushing - Nylon	2
3	3290-488	Boot	1
4	233-37	Knob	1
5	33103-016	Screw - HHF	2
6	93-5270	Switch - Toggle	1
7	27-2360	Switch - Ignition (Incl. Ref. #8-9)	1
8	218-447	Washer - Lock	1
9	218-446	Nut - Hex.	1
10	62-7770	Key - Ignition	1
11		Nut - Keps	1
12		Clamp	1
13		Bulb - Light	4
14	93-5481	Cluster - Warning Light	1
15	93-5478	Cluster - Warning Light	1
16	76-9060	Gauge - Temperature	1
17	93-5425	Decal - Control	1
18	43-6280	Button - Push	1
19	43-6420	Bezel - Switch	1
20	93-5518	Wire Harness	1
21	93-5376	Plate - Control	1
22	66-2950	Gauge - Hourmeter	1
23	218-498	Nut - Hex.	1
24	72-9760	Switch - Override	1
25	66-2940	Gauge - Fuel	1

Ref. No.	Part No.	Description	No. Used
26	233-39	Knob - Lever	1
27	3255-20	Washer - Lock	2
28	3217-25	Nut - Hex.	2
29		Clamp	2
30	3256-14	Washer - Flat	4
31	3219-14	Nut - Hex.	12
32	3253-2	Washer - Lock	10
33	93-5350	Cable - Throttle	1
34	3256-24	Washer - Flat	1
35	33025-00	Nut - Lock	1
36	93-5476	Switch	1
37	93-5373	Lever - Throttle	1
38	66-2920	Washer - Nylon	2
39	2412-21	Clamp - Bodine	1
40	32128-17	Nut - HHF	1
41	3290-134	Screw - HHF	1
42	33024-00	Nut - Lock	1
43	3290-313	Screw - PH	4
44	111332	Switch - Interlock	2
45	93-5510	Bracket	1
46	3290-354	Nut - Speed	2
47	33023-00	Nut - Lock	2
48	93-5512	Spacer	1
49	93-5509	Spring - Torsion	1
50	93-5515	Lever	1
*	93-5517	Wire Harness	1

\*Not Illustrated

# ELECTRICAL SCHEMATIC





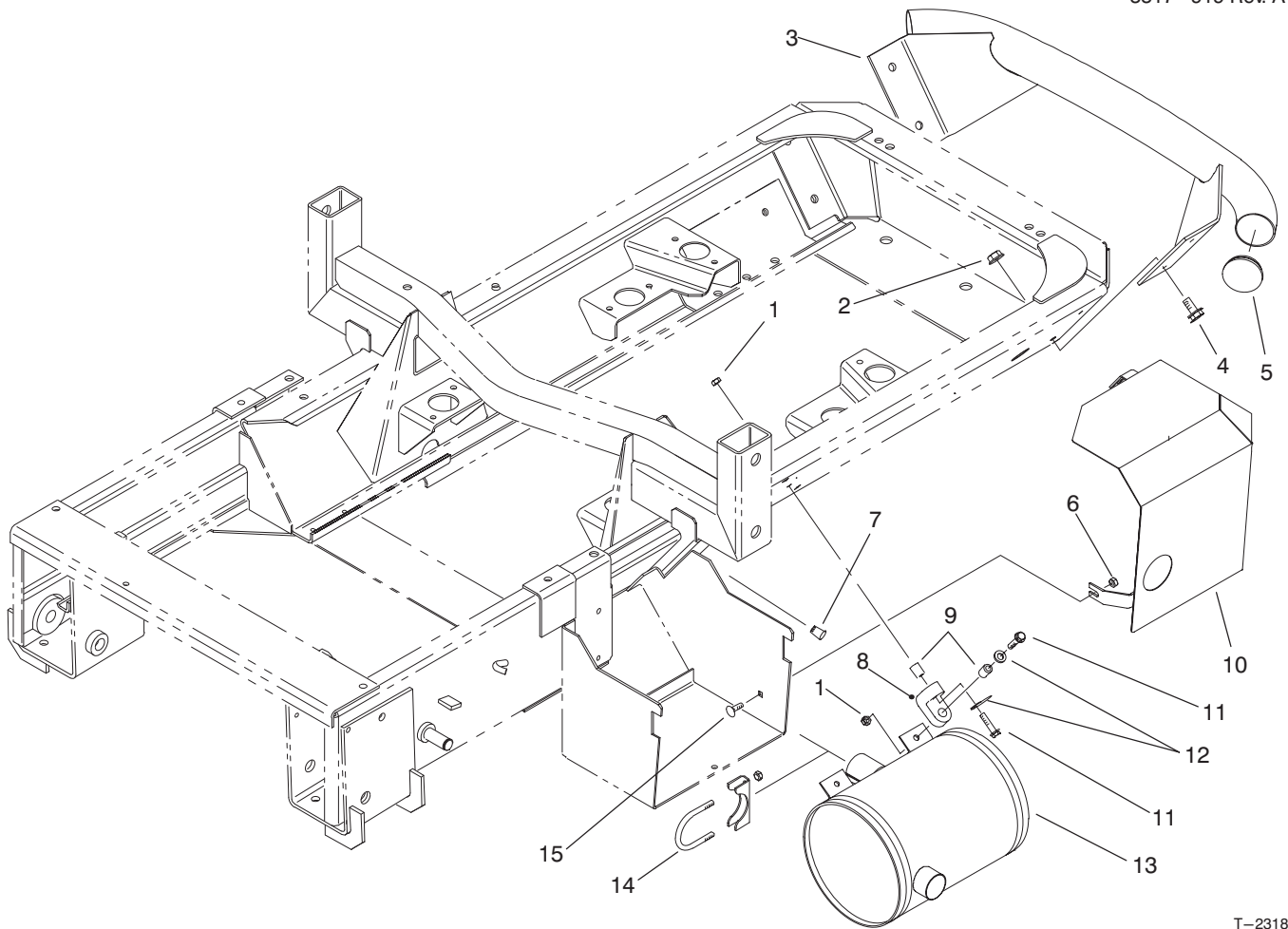
T-2333

## SEAT ASSEMBLY

Ref. No.	Part No.	Description	No. Used
1	351-80	Clip - Edging	1
2	92-6533	Kit - Cushion, Replacement	1
3	351-78	Edging	1
4	92-6534	Shell	1
5	72-9390	Belt - Seat	1
6	3253-6	Washer - Lock (Model No. 30302 only)	2
7	3212-4	Screw - HH (Model No. 30302 only)	2
8	93-5599	Bracket - Seat, RH	1

Ref. No.	Part No.	Description	No. Used
9	93-5600	Bracket - Seat, LH	1
10	3234-5	Screw - Flange	4
11	33024-00	Nut - Lock	4
12	74-0720	Tube - Manual	1
13	2412-133	Clamp - R	2
14	33114-016	Screw - HH	4
15	321-3	Screw - HH	2
16	92-6282	Switch - Seat	1
*	92-6280	Assembly - Seat (Incl. Ref. 1-4)	1

\*Not Illustrated

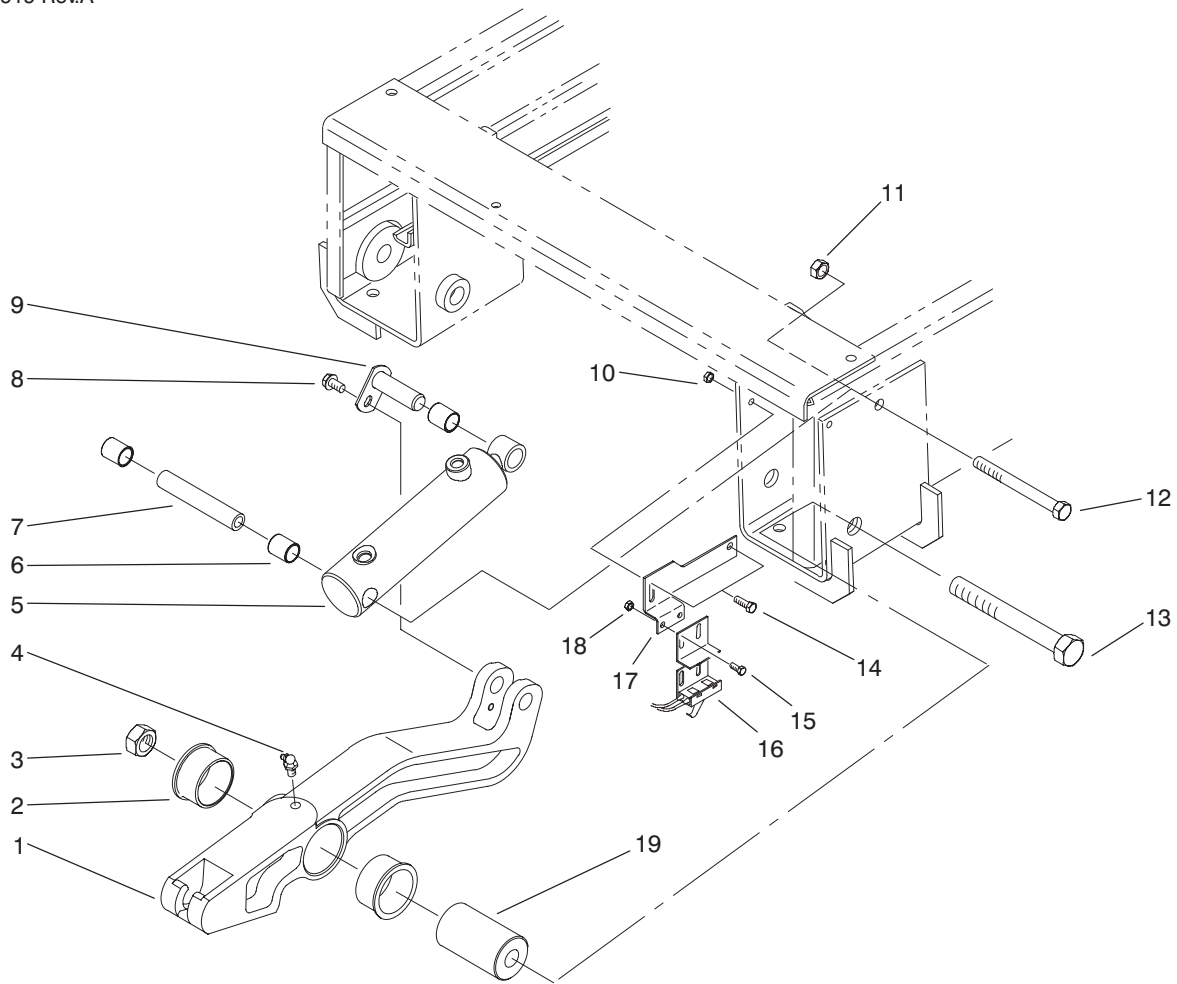


T-2318

## MUFFLER & REAR BUMPER ASSEMBLY

Ref. No.	Part No.	Description	No. Used
1	33024-00	Nut - Lock	3
2	33006-00	Nut - HF	4
3	93-5440	Bumper	1
4	33106-025	Screw - HHF	4
5	2410-42	Cap - Bumper	2
6	33004-00	Nut - HF	3
7	93-5450	Nut - Clinch	1
8	93-5113	Hanger - Rubber	2

Ref. No.	Part No.	Description	No. Used
9	93-5023	Spacer	4
10	93-5594	Guard - Muffler	1
11	33104-035	Screw - HHF	4
12	3256-3	Washer - Flat	4
13	93-5946	Muffler	1
14	2112-6	Clamp - Muffler	1
15	33124-020	Screw - Carriage	3



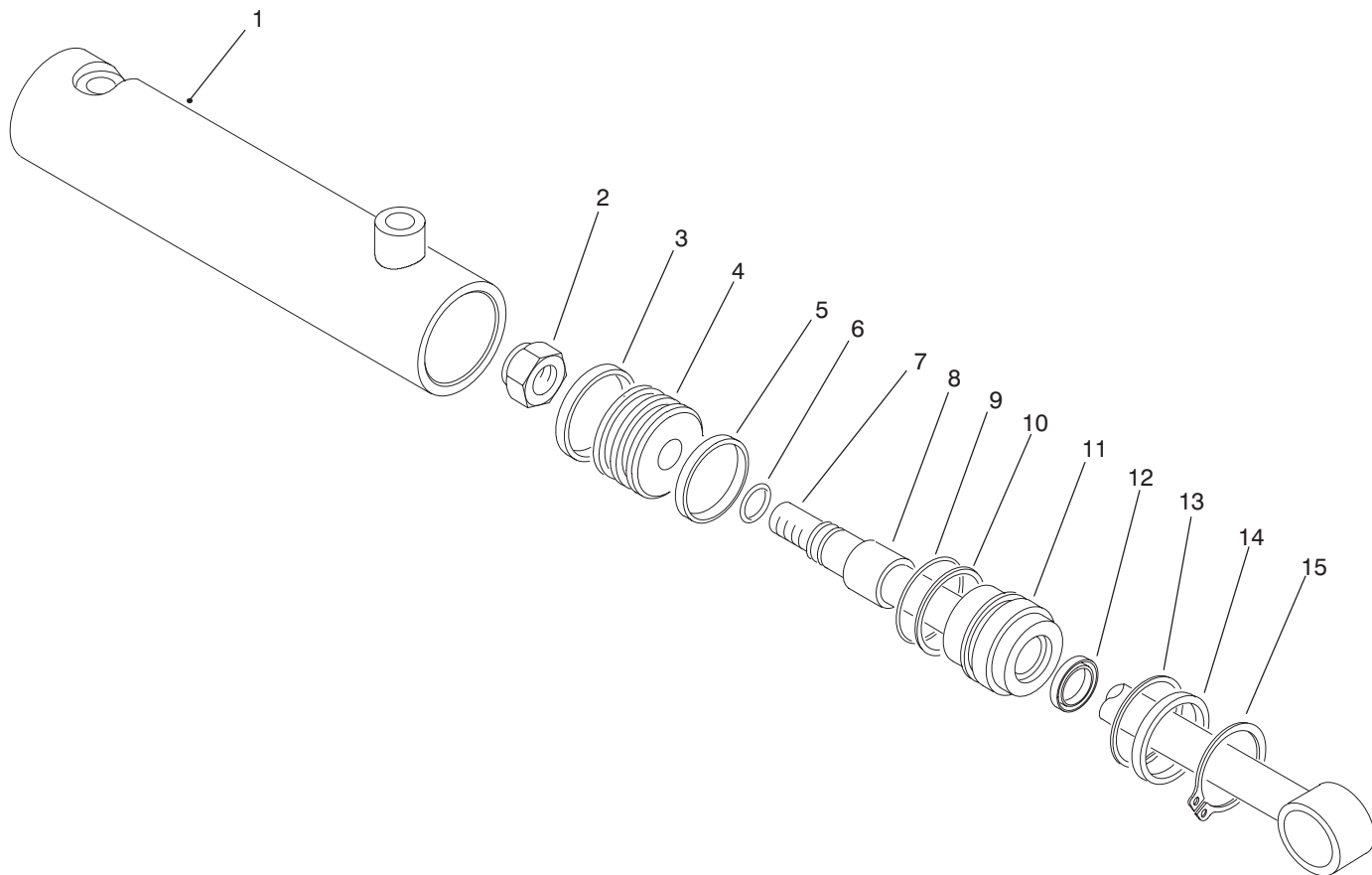
T-2328

## LIFT ARM ASSEMBLY

Ref. No.	Part No.	Description	No. Used
1	93-4666	Arm - Lift, LH	1
*	93-4574	Arm - Lift, RH	1
2	93-4665	Bushing - Flange	4
3	33019-00	Nut - HH	2
4	302-33	Fitting - Grease	2
5	93-4640	Cylinder - Hydraulic	2
6	93-4639	Bushing	6
7	93-4586	Spacer - Cylinder	2
8	33104-016	Screw - HHF	2
9	93-4630	Pin	2

Ref. No.	Part No.	Description	No. Used
10	33023-00	Nut - Lock	2
11	33026-00	Nut - Lock	2
12	33116-150	Screw - HH	2
13	33119-160	Screw - HH	2
14	33103-020	Screw - HHF	2
15	3252-2	Screw - SFH	2
16	93-7037	Nut - Lock	2
17	93-5434	Bracket - Switch	1
18	32149-7	Nut - Keps	2
19	93-4587	Spacer - Pivot	2

\*Not Illustrated



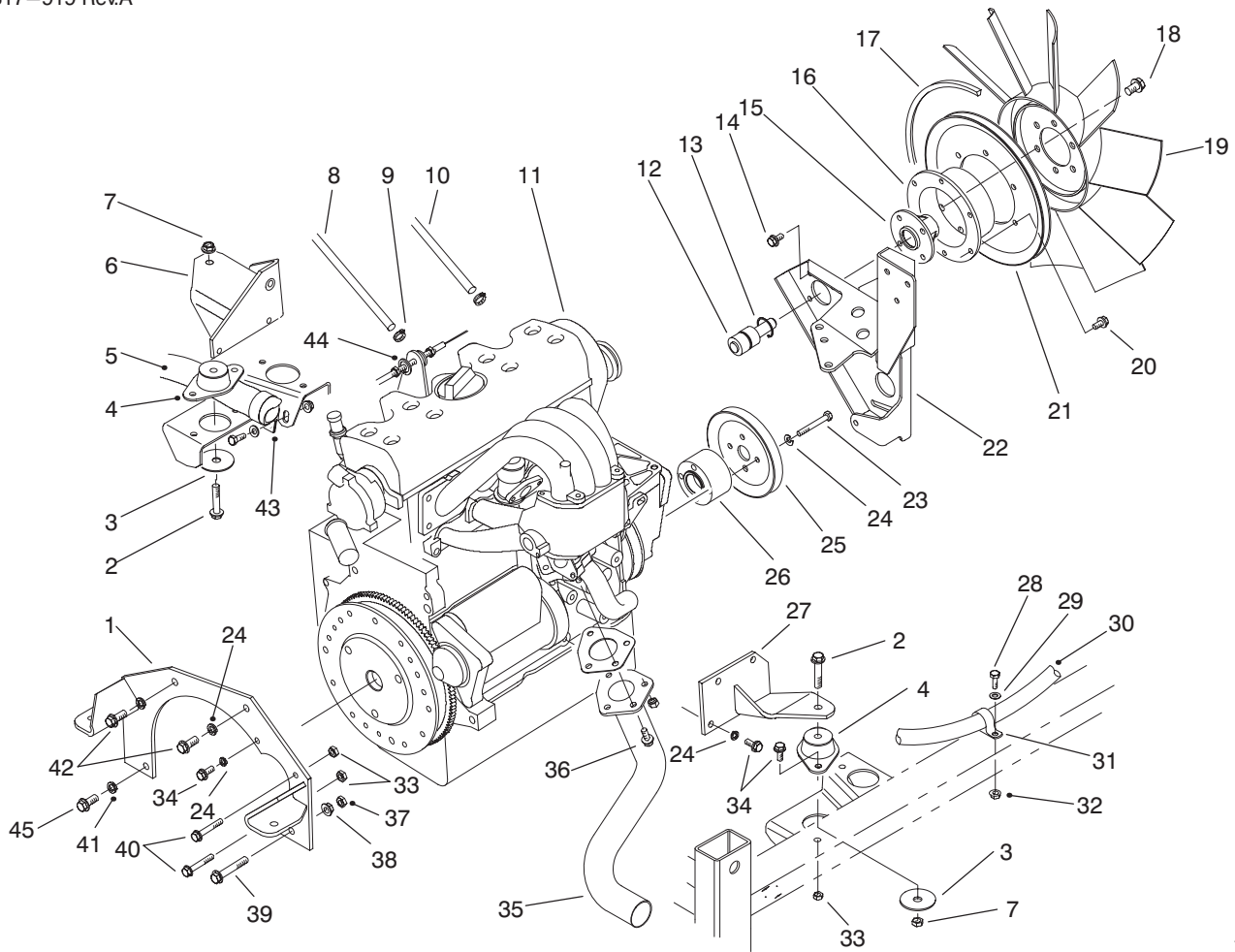
T-2261

## HYDRAULIC CYLINDER ASSEMBLY NO. 93-4640

Ref. No.	Part No.	Description	No. Used
1	93-5609	Assembly - Tube	1
2	93-5607	Nut - Lock	1
3		Seal - Piston	1
4	93-5608	Assembly - Piston (Incl. Ref. #3 & 5)	1
5		Ring - Wear	1
6		O-Ring	1
7	93-5610	Assembly - Rod	1
8		Bushing	1
9		O-Ring	1

Ref. No.	Part No.	Description	No. Used
10		Washer - Backup	1
11	93-5611	Assembly - Head (Incl. Ref. #8-10 & 12)	1
12		Wiper	1
13	93-5612	Ring - Retaining	1
14	93-5613	Spacer	1
15	93-5614	Ring - Retaining	1
*	93-5493	Kit - Repair, Seal (Incl. Ref. #3, 5, 6, 9, 10 & 12)	1

\*Not Illustrated

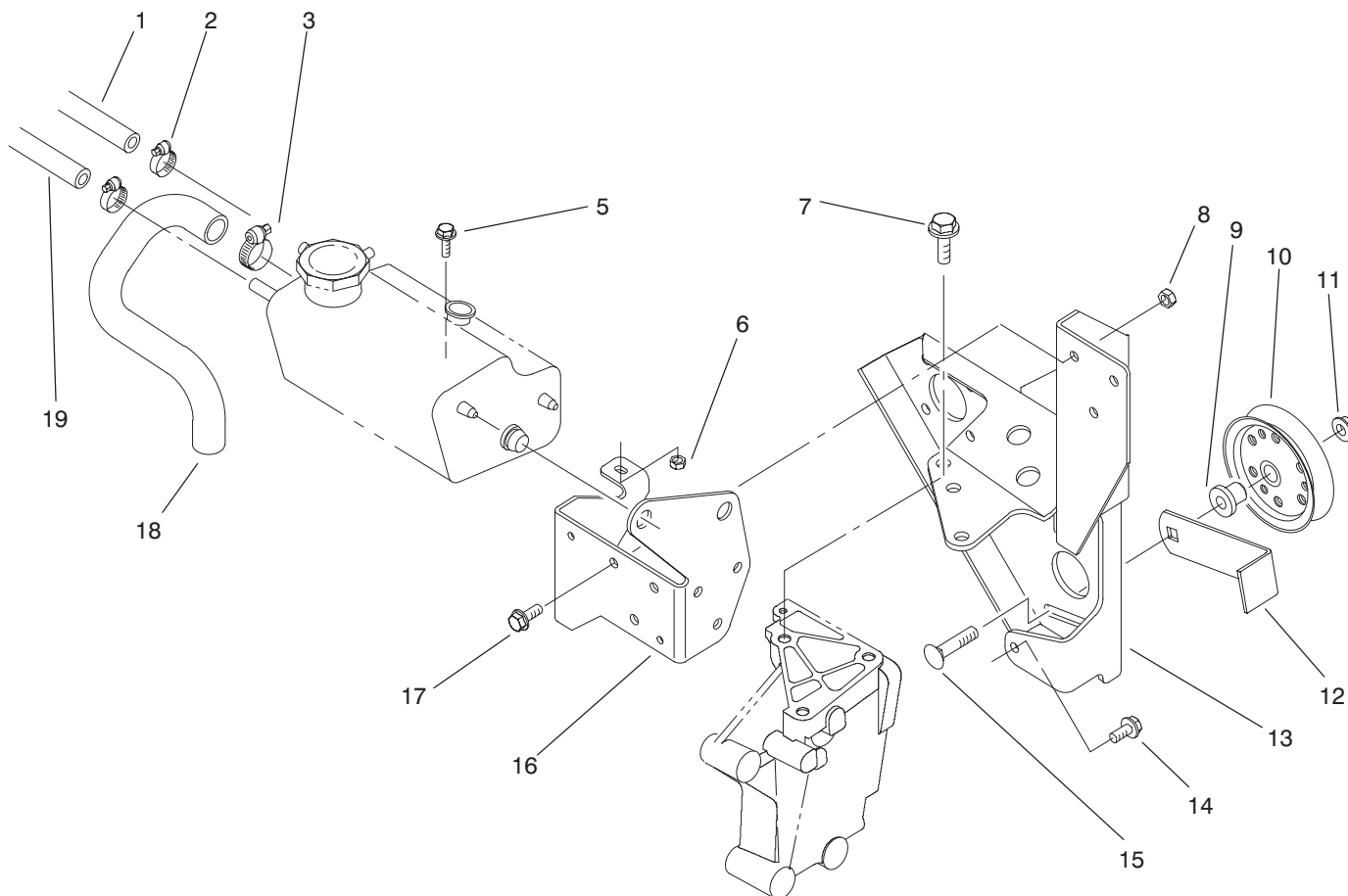


T-2334

## ENGINE MOUNT ASSEMBLY

Ref. No.	Part No.	Description	No. Used
1	93-5055	Plate - Engine, Front	1
2	33105-050	Screw - HHF	4
3	87-5100	Washer - Snubbing	4
4	93-5265	Mount - Engine	4
5	93-5596	Hose - Radiator, Lower	1
6	93-5059	Mount - Engine, RH	1
7	33025-00	Nut - Lock	4
8	93-5485	Hose - Fuel	1
9	2412-108	Clamp - Hose	2
10	93-5084	Hose - Air Cleaner	1
11	93-5389	Asm. - Engine, Peugeot	1
12	36-7290	Bearing	1
13	32120-10	Ring - Retaining	1
14	33104-016	Screw - HHF	4
15	93-5187	Hub - Fan	1
16	93-5190	Hub - Fan	1
17	93-5198	V-Belt	1
18	33105-020	Screw - HHF	6
19	93-5114	Fan	1
20	33114-010	Screw - HH	6
21	93-5191	Pulley - Fan	1
22	93-5166	Bracket - Fan	1
23	33114-060	Screw - HH	4

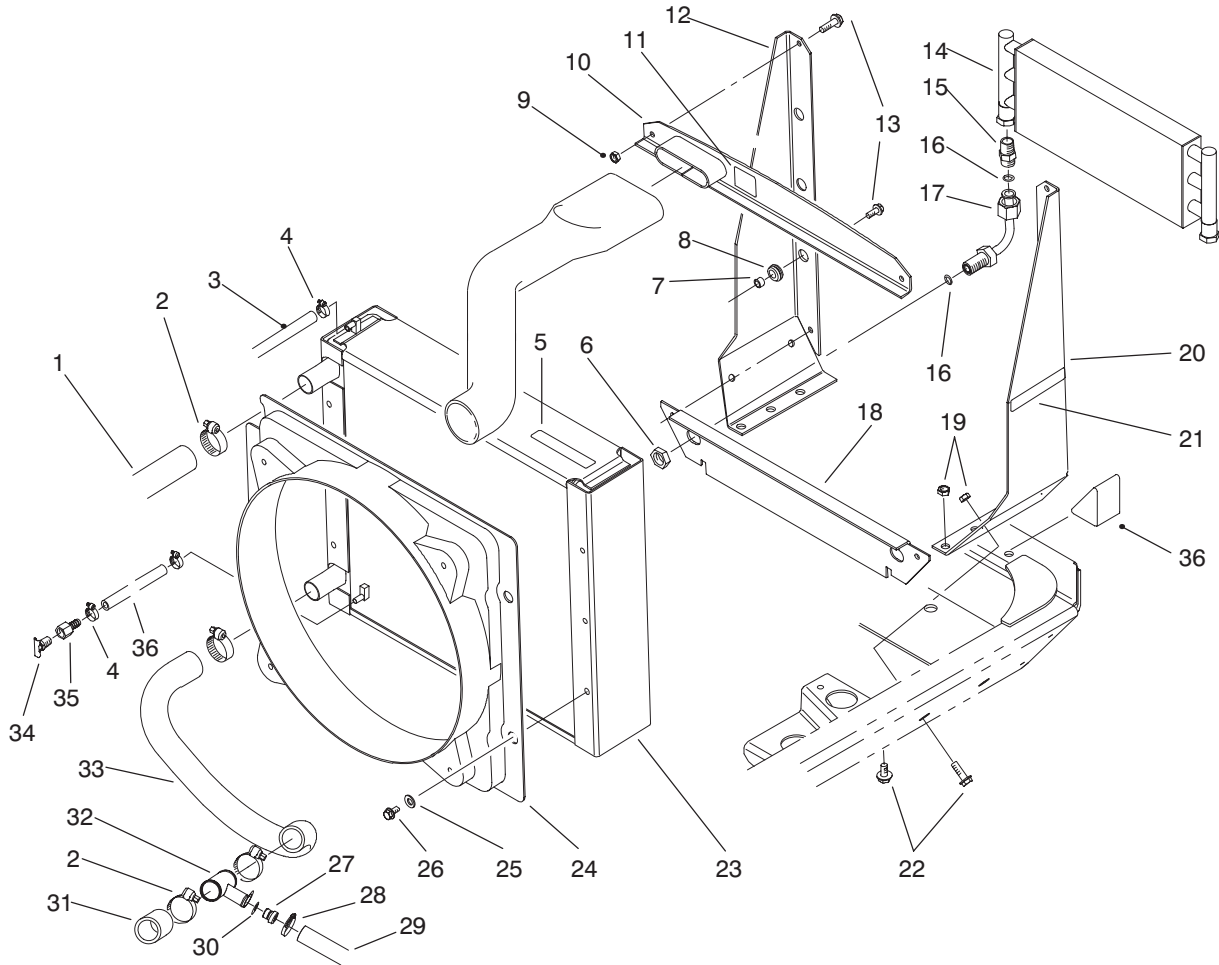
Ref. No.	Part No.	Description	No. Used
24	3253-4	Washer - Lock	11
25	93-5192	Pulley - Crank	1
26	93-5196	Spacer - Crank	1
27	93-5062	Mount - Engine, LH	1
28	33114-020	Screw - HH	2
29	3256-23	Washer - Flat	2
30	93-5942	Hose	1
31	2412-104	Clamp-R	1
32	33004-00	Nut - HF	2
33	33024-00	Nut - Lock	10
34	33104-020	Screw - HHF	15
35	93-5049	Pipe - Exhaust	1
36	33104-020	Screw - HHF	1
37	33015-00	Nut - HH	1
38	33005-00	Nut - HF	1
39	33105-070	Screw - HHF	1
40	33104-050	Screw - HHF	2
41	3253-6	Washer - Lock	3
42	33105-025	Screw - HHF	3
43	2412-96	Clamp-R	1
44	86-2990	Mount - Cable, Throttle	2
45	33105-035	Screw - HHF	1



T-2347A

## FAN BRACKET & DEGASSER ASSEMBLY

Ref. No.	Part No.	Description	No. Used	Ref. No.	Part No.	Description	No. Used
1	93-5539	Hose	1	12	93-5504	Lever	1
2	2412-36	Clamp - Hose	4	13	93-5166	Bracket - Fan	1
3	2412-111	Clamp - Hose	3	14	33104-020	Screw - HHF	1
5	33103-020	Screw - HHF	1	15	33125-045	Screw - Carriage	1
6	33023-00	Nut - Lock	1	16	93-5096	Bracket - Degasser	1
7	33105-020	Screw - HHF	2	17	33104-020	Screw - HHF	3
8	33024-00	Nut - Lock	3	18	93-5536	Hose - Degasser	1
9	93-5197	Spacer - Idler	1	19		Hose	1
10	93-5194	Pulley - Idler	1				
11	33005-00	Nut - HF	1				

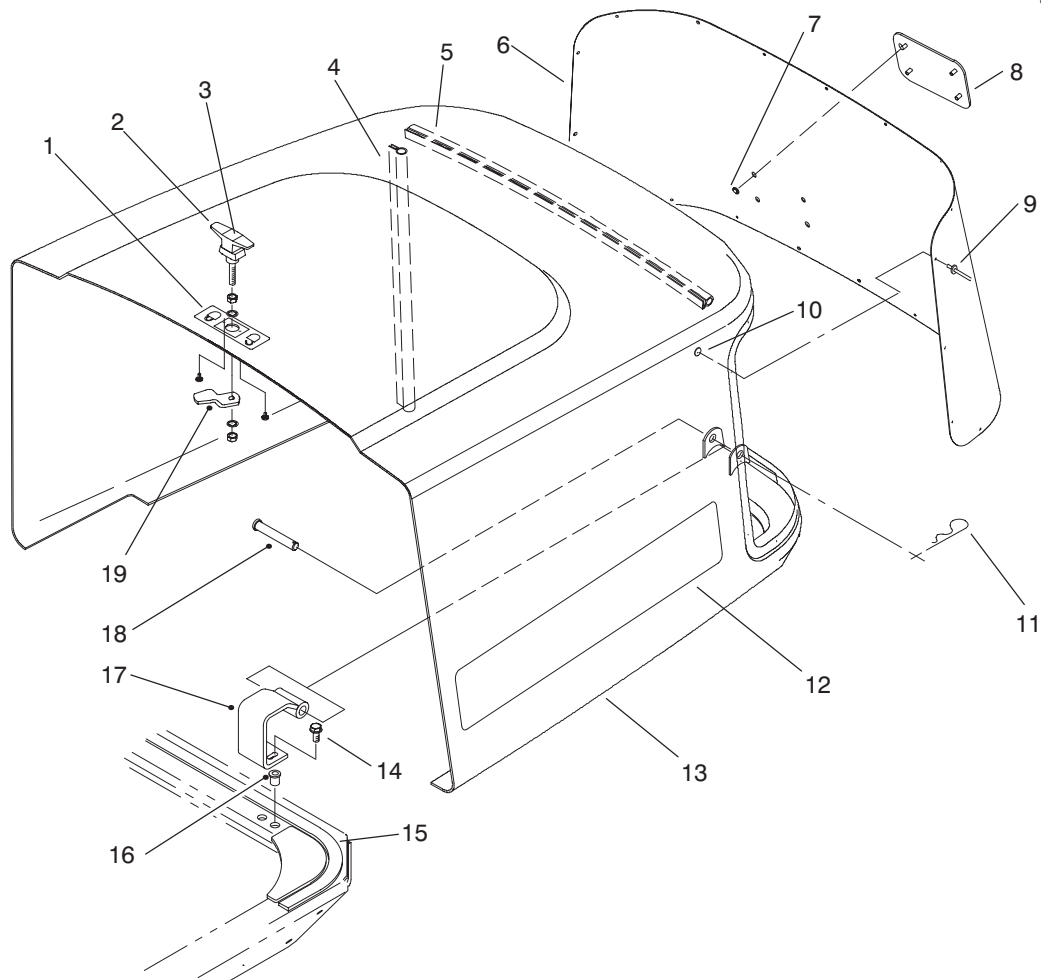


T-2322A

## RADIATOR & COOLER ASSEMBLY

Ref. No.	Part No.	Description	No. Used
1	93-5595	Hose – Radiator, Upper	1
2	2412-111	Clamp – Hose	6
3	93-5538	Hose	1
4	2412-141	Clamp – Hose	3
5	77-3100	Decal – Caution	3
6	340-127	Nut – Bulkhead	2
7	93-5109	Spacer	6
8	93-5108	Grommet – Rubber	6
9	33024-00	Nut – Lock	4
10	93-5100	Support – Upper, Radiator	1
11	83-9150	Decal – Starting Fluid	1
12	93-5104	Support – RH, Radiator	1
13	33104-020	Screw – HHF	10
14	63-5400	Exchanger – Heat	1
15	93-5107	Fitting – Adapter	2
16	237-30	O-Ring	4
17	93-5106	Tube – Cooler, Oil	2
18	93-5103	Support – Lower, Radiator	1

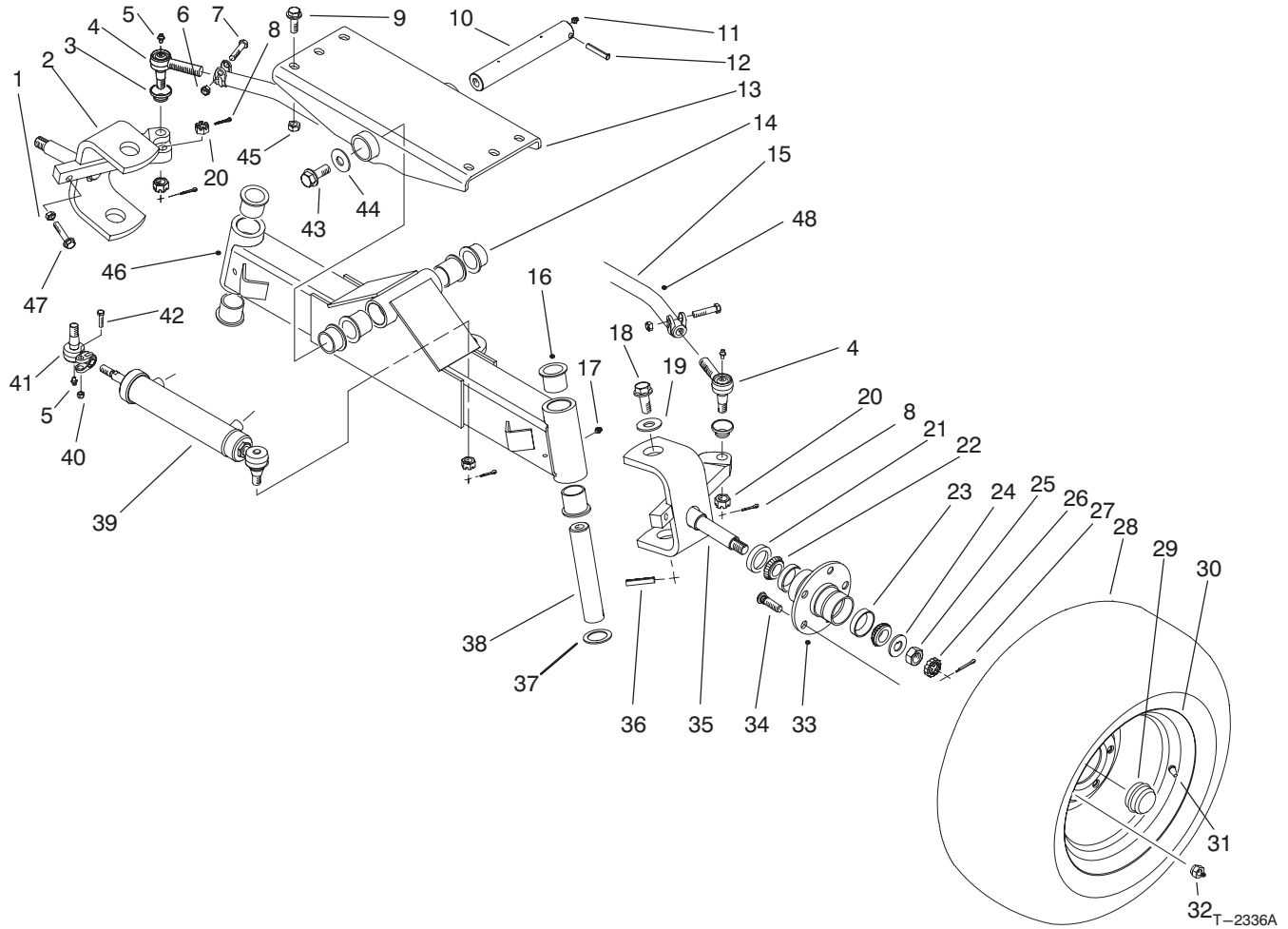
Ref. No.	Part No.	Description	No. Used
19	33025-00	Nut – Lock	4
20	93-5105	Support – LH, Radiator	1
21	33105-030	Screw – HHF	4
22	93-5942	Radiator	1
23	93-5034	Shroud – Radiator	1
24	3256-35	Washer – Flat	4
25	33104-016	Screw – HHF	4
26	93-5054	Fitting – Restriction	1
27	2412-141	Clamp	2
28	93-5537	Hose	1
29	93-5392	O-Ring	1
30	93-5597	Hose – Radiator	1
31	93-5053	Fitting – Hose, Radiator	1
32	93-5596	Hose – Radiator, Lower	1
33	93-5528	Fitting – Drain Cock	1
34	354-94	Barb – Female, Hose	1
35	18-2080	Hose	1
36	93-5954	Foam – Plug	2



T-2321

## HOOD ASSEMBLY

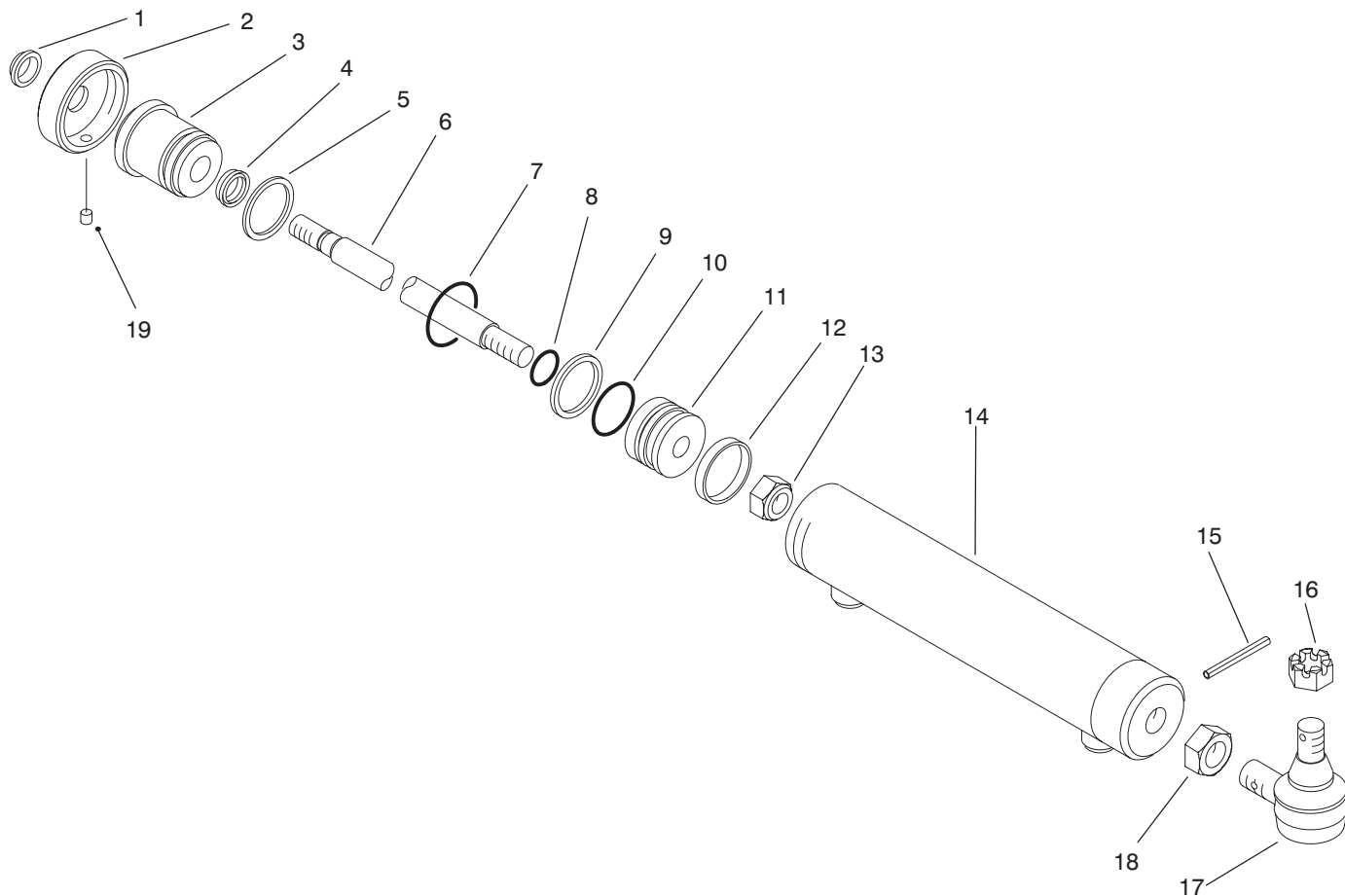
Ref. No.	Part No.	Description	No. Used	Ref. No.	Part No.	Description	No. Used
1	94-6328	Decal	1	10	3269-10	Washer - Flat	22
2	93-5570	Handle - Latch (Incl. Ref. #19)	1	11	3290-467	Pin - Cotter, Hair	2
3	94-6329	Decal	1	12	93-5422	Decal - Hood	2
4	93-5250	Seal - Bulb, Side	2	13	93-5086	Assembly - Hood	1
5	93-5251	Seal - Bulb, Top	1	14	33104-020	Screw - HHF	4
6	93-5229	Screen - Rear	1	15	93-5254	Strip - Foam, Rear	1
7	94-2638	Nut - Tinnermann	4	16	93-5450	Nut - Clinch	4
8	93-6028	Plate - Logo, Toro	1	17	93-5093	Pivot - Hood	2
9	117433	Rivet - Pop	22	18	283-55	Pin - Clevis	2
				19	93-5566	Arm - Latch	1



## REAR AXLE ASSEMBLY (MODEL NO. 30301)

Ref. No.	Part No.	Description	No. Used
1	33015-00	Nut - HH	2
2	93-5158	Spindle - RH	1
3	71-4760	Seal	2
4	71-4740	Rod - End	2
5	302-55	Fitting - Grease	3
6	3296-39	Nut - Lock	2
7	323-9	Screw - HH	2
8	3272-11	Pin - Cotter	2
9	33106-035	Screw - HHF	6
10	93-5142	Pin - Axle, Pivot	1
11	302-2	Fitting - Grease	1
12	32121-110	Pin - Spring	1
13	93-5140	Pivot - Axle	1
14	93-4510	Bushing - Castor	2
15	93-5168	Asm. - Tie Rod (Incl. Ref. #3-8, & 20)	1
16	69-6470	Bushing	6
17	302-5	Fitting - Grease	2
18	33108-040	Screw - HHF	2
19	3256-7	Washer - Flat	2
20	32136-13	Nut - Castle	4
21	253-129	Seal - Hub	2
22	254-94	Cone - Bearing	4
23	254-72	Cup - Bearing	4
24	93-0309	Washer - Tab	2

Ref. No.	Part No.	Description	No. Used
25	3220-7	Nut - Jam	2
26	93-0307	Nut - Retainer, Lock	2
27	3272-13	Pin - Cotter	2
28	74-5560	Tire	2
29	241-119	Cap - Dust	2
30	217-122	Rim	2
31	232-27	Stem - Valve	2
32	242-50	Nut - Lug	10
33	21-2820	Assembly - Hub (Incl. Ref. #23 & 34))	2
34	10-6830	Stud - Drive	10
35	93-5496	Spindle - LH	1
36	32121-110	Pin - Spring	2
37	62-2170	Washer - Thrust	2
38	93-5503	Pin - Spindle, Pivot	2
39	93-5502	Cylinder - Steering	1
40	3296-4	Nut - Lock	1
41	92-5072	Rod - End, Ball Joint	1
42	3210-7	Screw - HH	1
46	93-5121	Axle - Rear	1
43	33108-040	Screw - HHF	1
44	3256-7	Washer - Flat	1
45	33026-00	Nut - Lock	6
47	33115-045	Screw - HH	2
48	93-5169	Asm. - Clamp & Tube	1



T-2260

## STEERING CYLINDER ASSEMBLY NO. 93-5502

Ref. No.	Part No.	Description	No. Used
1		Wiper - Rod	1
2	92-5705	Cap - Threaded	1
3	92-5706	Head - Cap, Threaded	1
4		U-Cup, Loaded	1
5		Ring - Backup	1
6	93-5555	Rod	1
7		O-Ring	1
8		O-Ring	1
9		Ring - Piston, Unithane	1
10		O-Ring	1
11	92-5703	Piston	1

Ref. No.	Part No.	Description	No. Used
12		Ring - Wear	1
13	88-3590	Nut - Lock	1
14		Asm. - Barrel	1
15	32121-44	Pin - Roll	1
16	32136-13	Nut - Slotted	1
17	82-5730	End - Tie Rod	1
18	82-5740	Nut - Jam	1
19	92-5708	Screw - Set, Socket Hd.	1
*	92-5707	Kit - Seal (Incl. Ref. #1, 4, 5, 7-10 & 12)	1

\*Not Illustrated

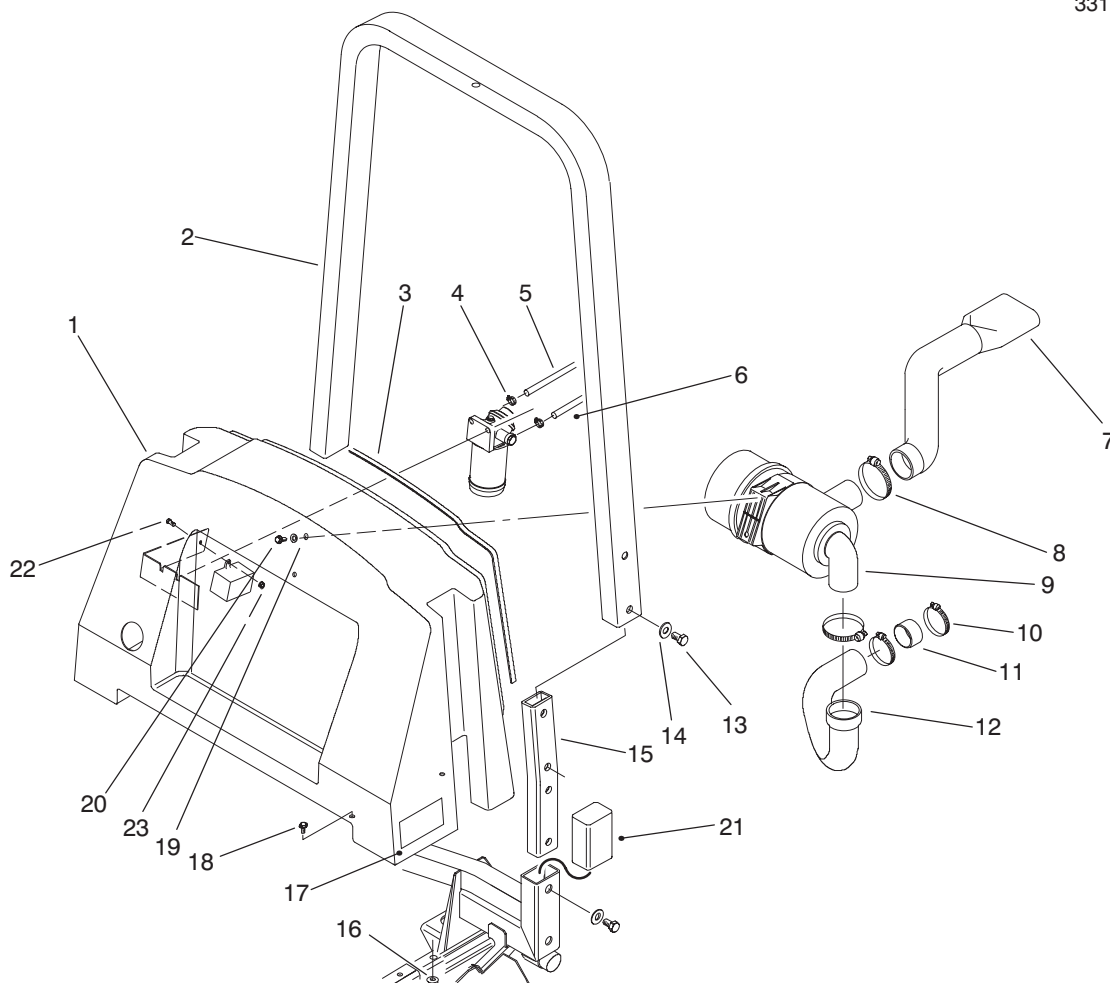
Information not available at time of printing.

## REAR AXLE ASSEMBLY (MODEL NO. 30302)

Ref. No.	Part No.	Description	No. Used
1			

Ref. No.	Part No.	Description	No. Used

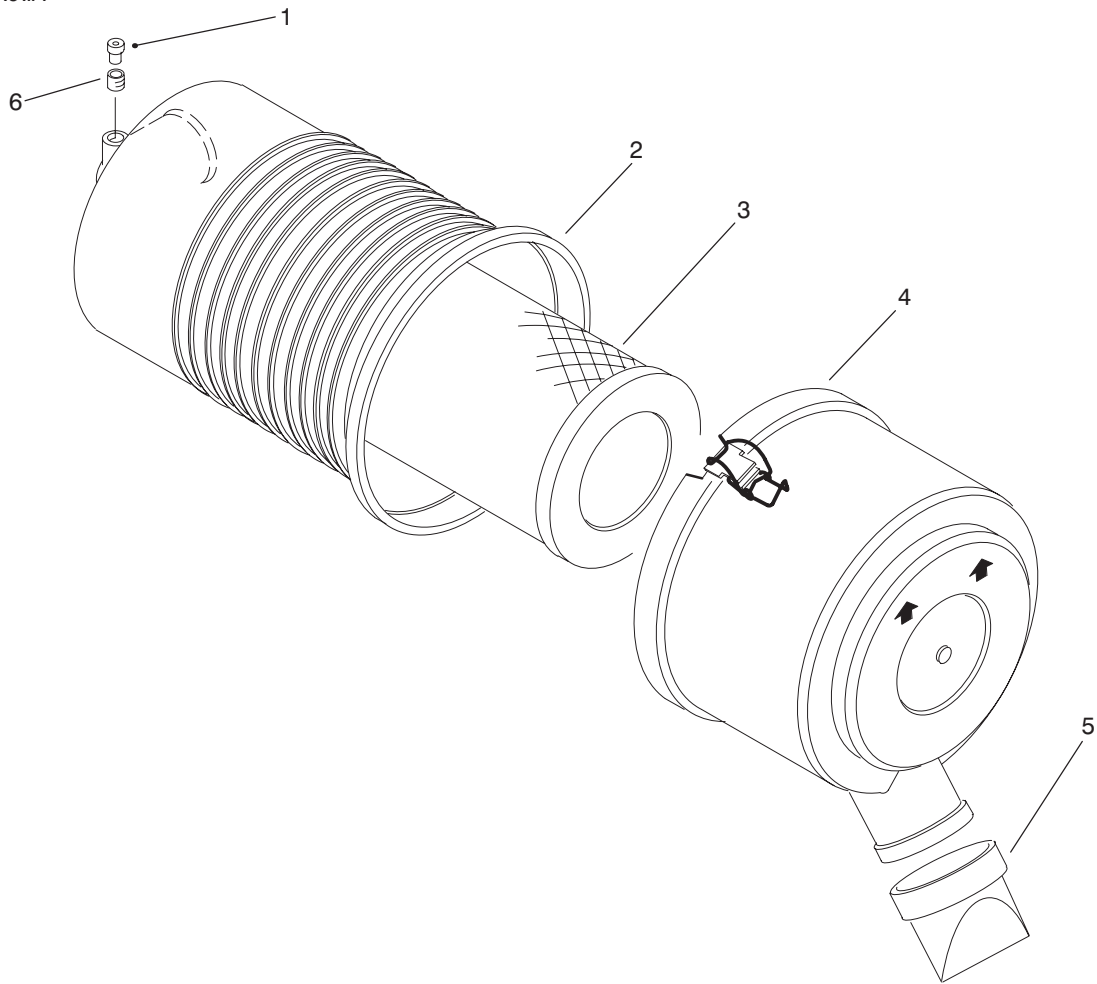
\*Not Illustrated



T-2319A

## CENTER SHROUD & AIR CLEANER ASM.

Ref. No.	Part No.	Description	No. Used	Ref. No.	Part No.	Description	No. Used
1	93-5082	Asm. - Shroud, Center	1	14	3256-6	Washer - Flat (Model No. 30302 Only)	8
2	93-5044	Roll Over Protection System (Model No. 30302 Only)	1	15	93-5157	Bar (Model No. 30302 Only)	2
3	93-5253	Strip - Foam, Hood	1	16	33004-00	Nut - HF	2
4	2412-108	Clamp - Hose	2	17	94-3395	Decal - 4 WD (Model No. 30302 Only)	2
5	93-5482	Hose - Fuel	1	18	33104-016	Screw - HHF	4
6	93-5484	Hose - Fuel	1	19	33094-00	Washer - Flat	2
7	93-5083	Hose - Air Cleaner	1	20	33104-020	Screw - HHF	2
8	2412-110	Clamp - Hose	3	21	93-5638	Cover - Tube (Model 30301 Only)	2
9	93-5111	Air Cleaner	1	22	33113-020	Screw - HH	1
10	2412-130	Clamp - Hose	2	23	33003-00	Nut - HF	1
11	93-5427	Spacer - Intake	1				
12	93-5084	Hose - Air Cleaner	1				
13	93-5420	Screw - Cap (Model No. 30302 Only)	8				



T-2252

## AIR CLEANER ASSEMBLY NO. 93-5111

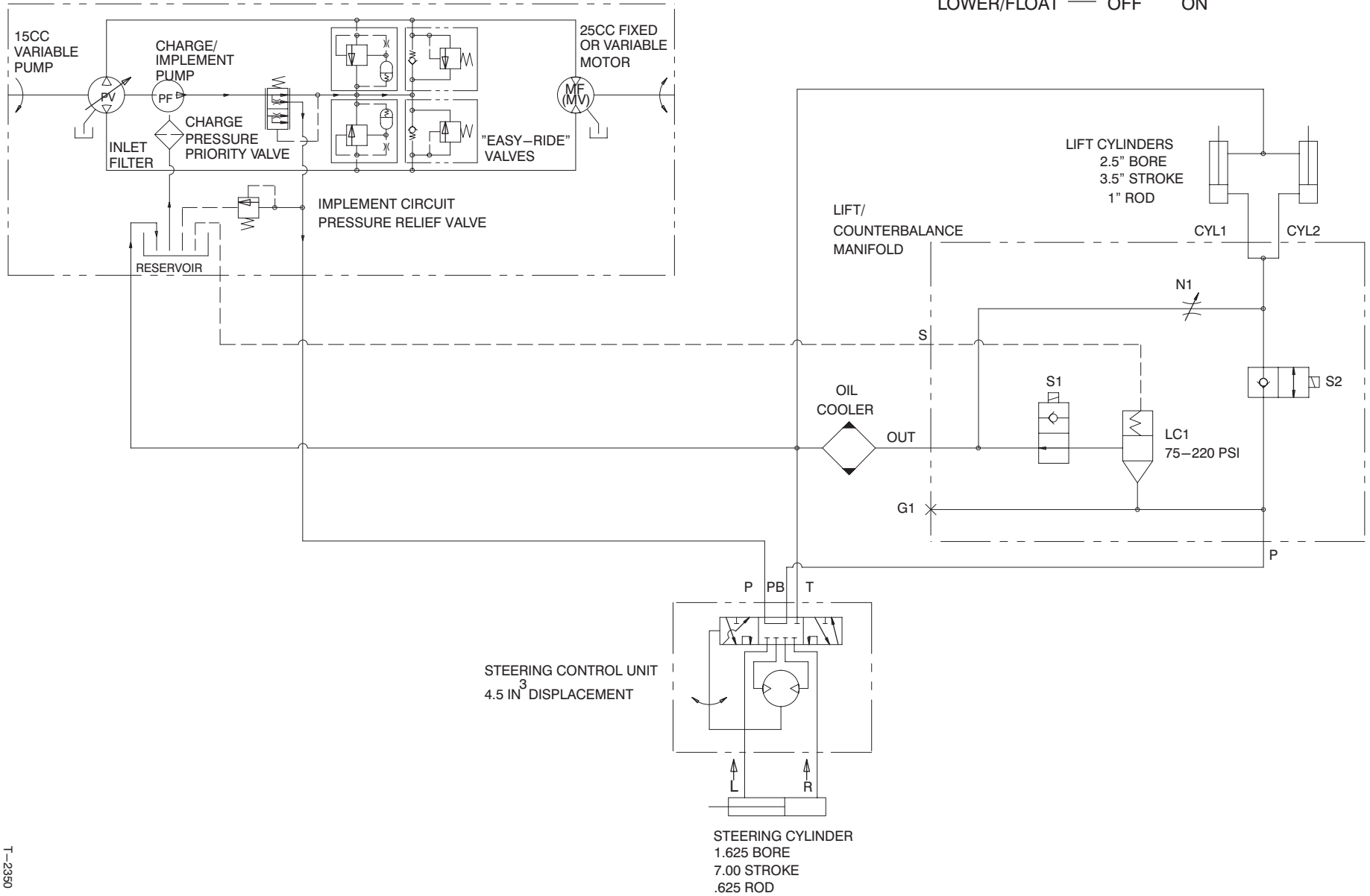
Ref. No.	Part No.	Description	No. Used
1	93-9164	Indicator	1
2		Assembly - Body	1
3	94-1412	Assembly - Element	1

Ref. No.	Part No.	Description	No. Used
4		Assembly - Cover	1
5	94-1414	Valve	1
6	94-1416	Assembly - Adapter	1

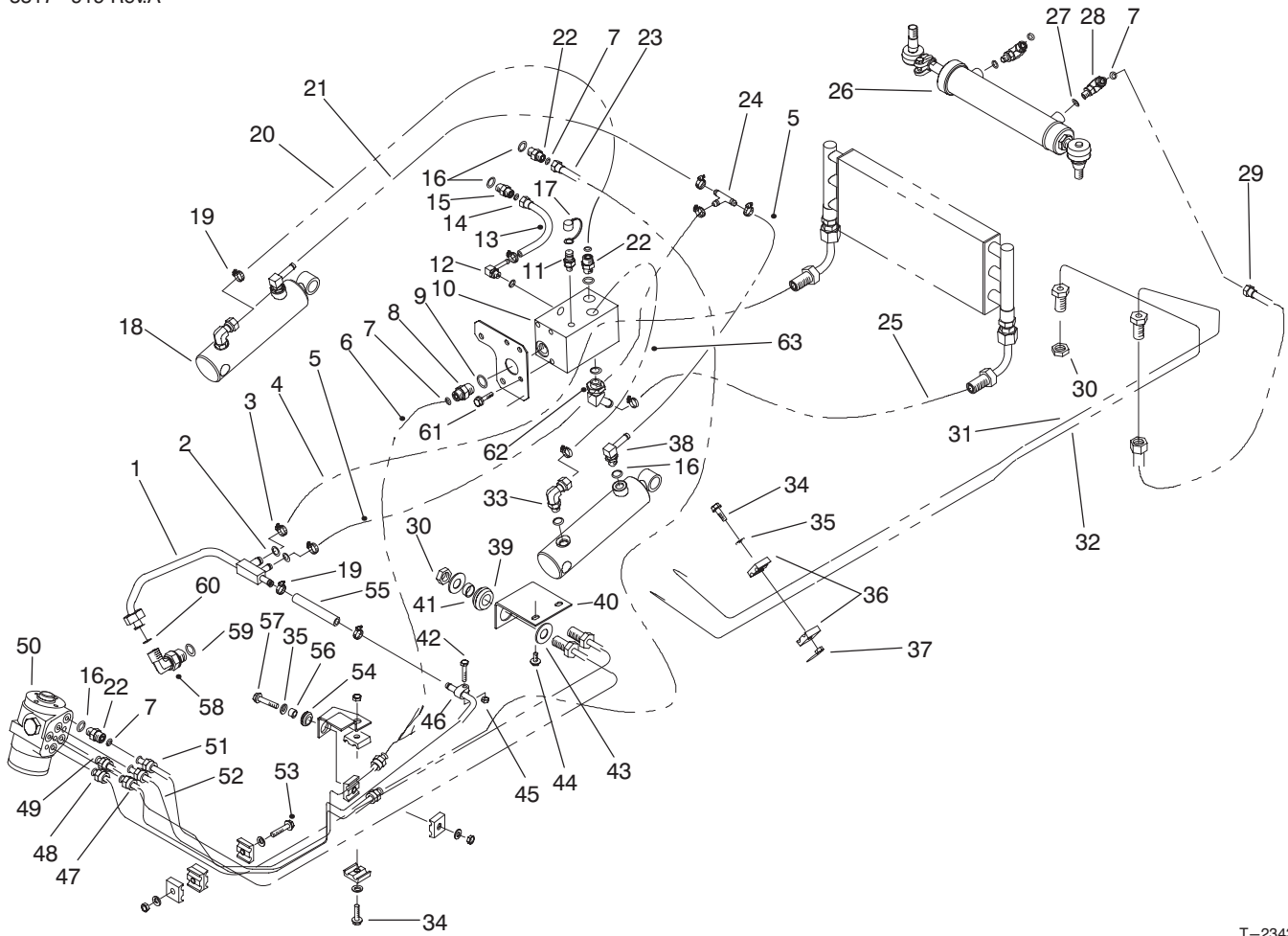
LIFT/LOWER  
CONTROL

SOLENOIDS

	S1	S2
LIFT	ON	OFF
HOLD	OFF	OFF
LOWER/FLOAT	OFF	ON



**HYDRAULIC SCHEMATIC**

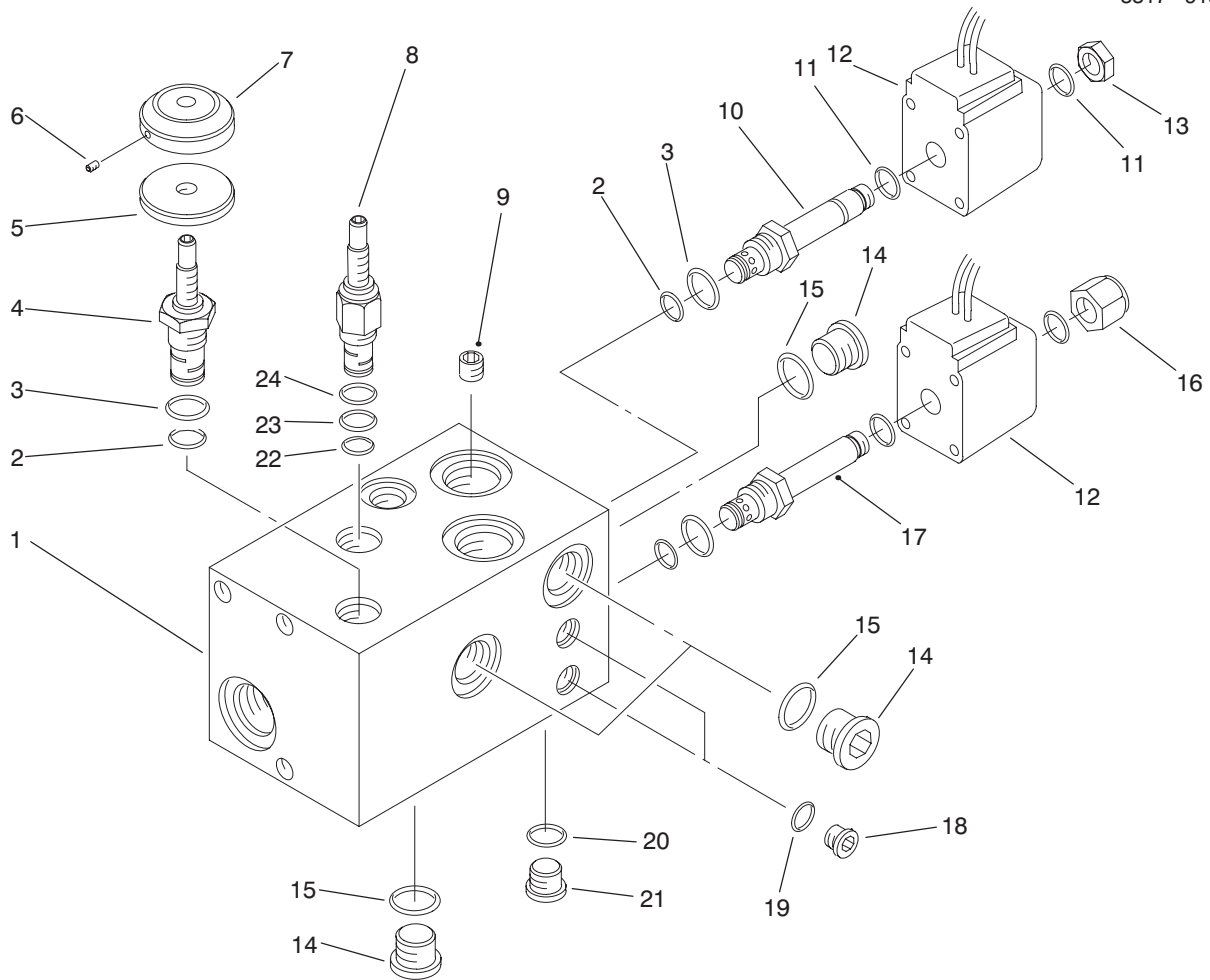


T-2343A

## HYDRAULIC COMPONENT ASSEMBLY

Ref. No.	Part No.	Description	No. Used
1	93-5578	Tube - Hydraulic	1
2		O-Ring	2
3	2412-36	Clamp - Hose	2
4	93-5360	Assembly - Hose	1
5	93-5358	Hose	2
6	93-5346	Assembly - Hose	1
7	237-22	O-Ring	10
8	340-3	Adapter	1
9	237-79	O-Ring	1
10	93-5115	Manifold	1
11	354-77	Fitting - Quick Connect	1
12	304-99	Fitting - Barbed	1
13	93-5361	Assembly - Hose	1
14	237-35	O-Ring	1
15	340-1	Fitting	1
16	237-42	O-Ring	9
17	353-947	Cap - Dust	1
18	93-4640	Cylinder - Hydraulic	2
19	2412-108	Clamp - Hose	9
20	93-5357	Hose	1
21	93-5386	Assembly - Hose	1
22	340-2	Adapter	8
23	93-5355	Assembly - Hose	1
24	354-107	Fitting - Tee	1
25	93-5356	Assembly - Hose	1
26	93-5502	Cylinder - Steering	1
27	237-78	O-Ring	2
28	340-97	Fitting 90°	2
29	93-5353	Assembly - Hose	2
30	340-70	Nut - Bulkhead	4
31	93-5571	Tube - Hydraulic	1
32	93-5572	Tube - Hydraulic	1

Ref. No.	Part No.	Description	No. Used
33	340-77	Elbow 90°	2
34	33104-035	Screw - HHF	2
35	3256-23	Washer - Flat	5
36	56-7973	Clamp - Tube	10
37	33024-00	Nut - Lock	4
38	354-135	Fitting - Barb 90°	2
39	240-4	Grommet	2
40	93-5587	Bracket - Bulkhead	1
41	69-8970	Spacer	2
42	33113-035	Screw - HH	1
43	69-8940	Washer	4
44	33104-016	Screw - HHF	2
45	33023-00	Nut - Lock	1
46	2412-114	Clamp - Tube	1
47	93-5574	Tube - Hydraulic	1
48	93-5576	Tube - Hydraulic	1
49	93-5575	Tube - Hydraulic	1
50	93-5165	Steering Control Unit	1
51	93-5573	Tube - Hydraulic	1
52	93-5577	Tube - Hydraulic	1
53	33114-045	Screw - HH	1
54	93-5108	Grommet - Rubber	1
55	93-5589	Hose	1
56	93-5109	Spacer	1
57	33104-040	Screw - HHF	1
58	340-105	Elbow	1
59		O-Ring	1
60		O-Ring	1
61	33104-025	Screw - HHF	3
62	354-126	Fitting - Barbed 45°	1
63	93-5385	Assembly - Hose	1



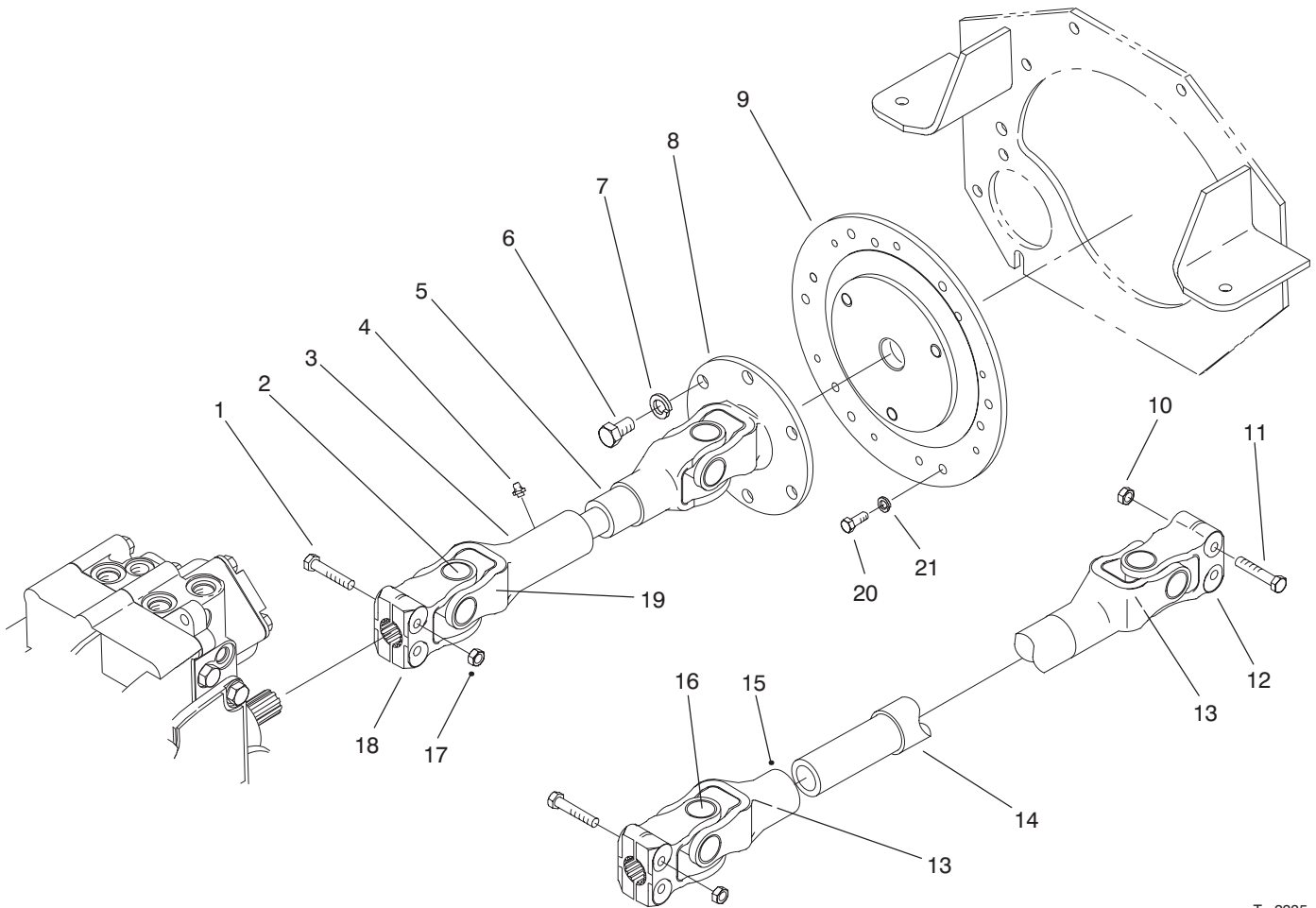
T-2254

## MANIFOLD ASSEMBLY NO. 93-5115

Ref. No.	Part No.	Description	No. Used	Ref. No.	Part No.	Description	No. Used
†1		Body	1	15	237-42	O-Ring	4
†2		O-Ring	3	†16		Nut	1
†3		O-Ring	3	17	93-7494	Cartridge – NO, Poppet (Incl. Ref. #2, 3, 11 & 16)	1
4	93-5944	Valve – Needle (Incl. Ref. #2, 3, & 5-7)	1	18	353-991	Plug (Incl. Ref. #19)	4
†5		Wheel	1	19	237-156	O-Ring	4
†6		Screw – Set	1	20	237-78	O-Ring	1
7	93-5948	Knob – Knurled (Incl. Ref. #5 & 6)	1	21	353-990	Plug (Incl. Ref. #20)	1
8	93-5943	Valve – Logic (Incl. Ref. #22-24)	1	†22		O-Ring	1
9	93-5945	Plug – Orifice (Optional)	1	†23		O-Ring	1
10	92-6315	Cartridge – NC, Poppet (Incl. Ref. #2, 3, 11 & 13)	1	†24		O-Ring	1
11	94-5438	O-Ring	4	*	69-4240	Kit – Seal (Incl. Ref. #22-24)	1
12	88-9190	Kit – Solenoid Coil	2	*	75-2080	Kit – Seal (Incl. Ref. #2 & 3)	1
13	3219-10	Nut	1				
14	353-989	Plug (Incl. Ref. #15)	4				

\*Not Illustrated

† Not Serviced Separately.

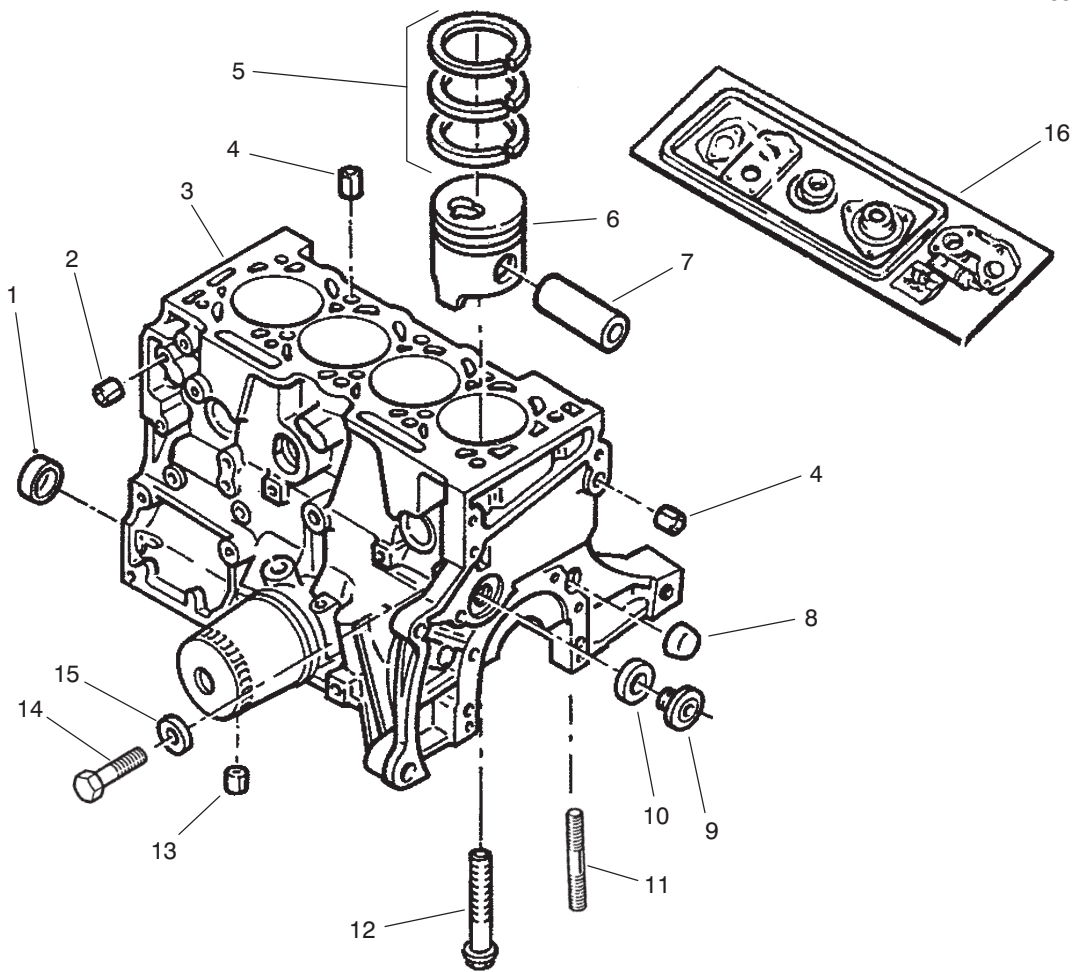


T-2335

## DRIVE SHAFT ASSEMBLY

Ref. No.	Part No.	Description	No. Used
1	33114-045	Screw - HH	2
2	93-5561	Kit - Cross & Bearing	2
3	93-5563	Yoke - Slip	1
4		Fitting - Grease	2
5	93-5562	Yoke & Shaft	1
6	33106-020	Screw - HHF	3
7	3253-7	Washer - Lock	3
8	93-5559	Yoke - Flange	1
9	93-5043	Plate - Adapter, Engine	1
10	33024-00	Nut - Lock (Model 30302)	4
11	33114-045	Screw - HH (Model 30302)	4
12	93-5560	Yoke - Clamp (Model 30302)	2
13		Fitting - Grease 45° (Model 30302)	2

Ref. No.	Part No.	Description	No. Used
14	93-5565	Yoke & Sleeve (Model 30302)	1
15	93-5564	Yoke & Shaft (Model 30302)	1
16	93-5561	Kit - Cross & Bearing (Model 30302)	2
17	33024-00	Nut - Lock	2
18	93-5560	Yoke & Clamp	1
19		Fitting - Grease 45°	2
20	93-5398	Screw - HH	6
21	3253-4	Washer - Lock	6
*	93-5041	Asm. - Drive Shaft, Engine (Incl. Ref. #2-5, 8, 18, & 19)	1
*	93-5042	Asm. - Drive Shaft (Model 30302 Only) (Incl. Ref. #4, & 12-16)	1



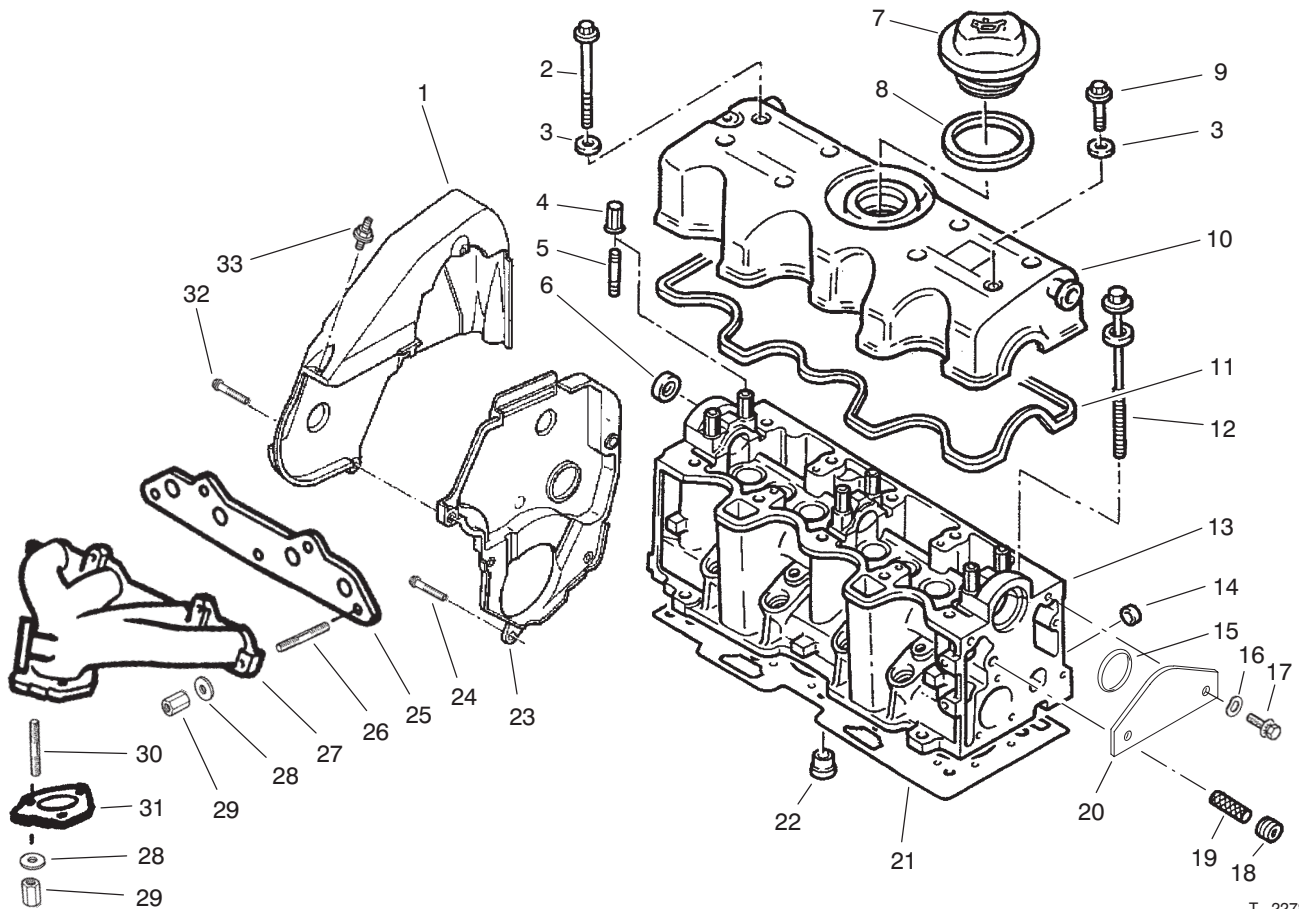
T-2277

## CYLINDER BLOCK ASSEMBLY

Ref. No.	Part No.	Description	No. Used	Ref. No.	Part No.	Description	No. Used
1	74-7840	Plug	7	9	94-3121	Threaded Plug	2
2	93-5659	Pin (Dowel-Ring)	2	10	93-5653	Plug Seal	2
3	93-5651	Cylinder Block Assembly (Incl. Ref. #5-7)	1	11	93-5660	Stud	3
4	76-5690	Pin (Dowel-Ring)	4	12	93-5657	Screw	10
5	93-5714	Piston Ring Set (Set of 3)	1	13	93-5658	Pin (Dowel)	1
†6		Piston	4	14	74-7790	Screw	1
†7		Pin-Wrist	4	15	93-5654	Plug Seal	1
8	93-5656	Plug	1	16	93-5652	Engine Gasket Set	1
				*	93-5650	Engine - Stripped	1
				*	93-5965	Block - Cylinder	1

\*Not Illustrated

†Not Serviced Separately.



T-2278

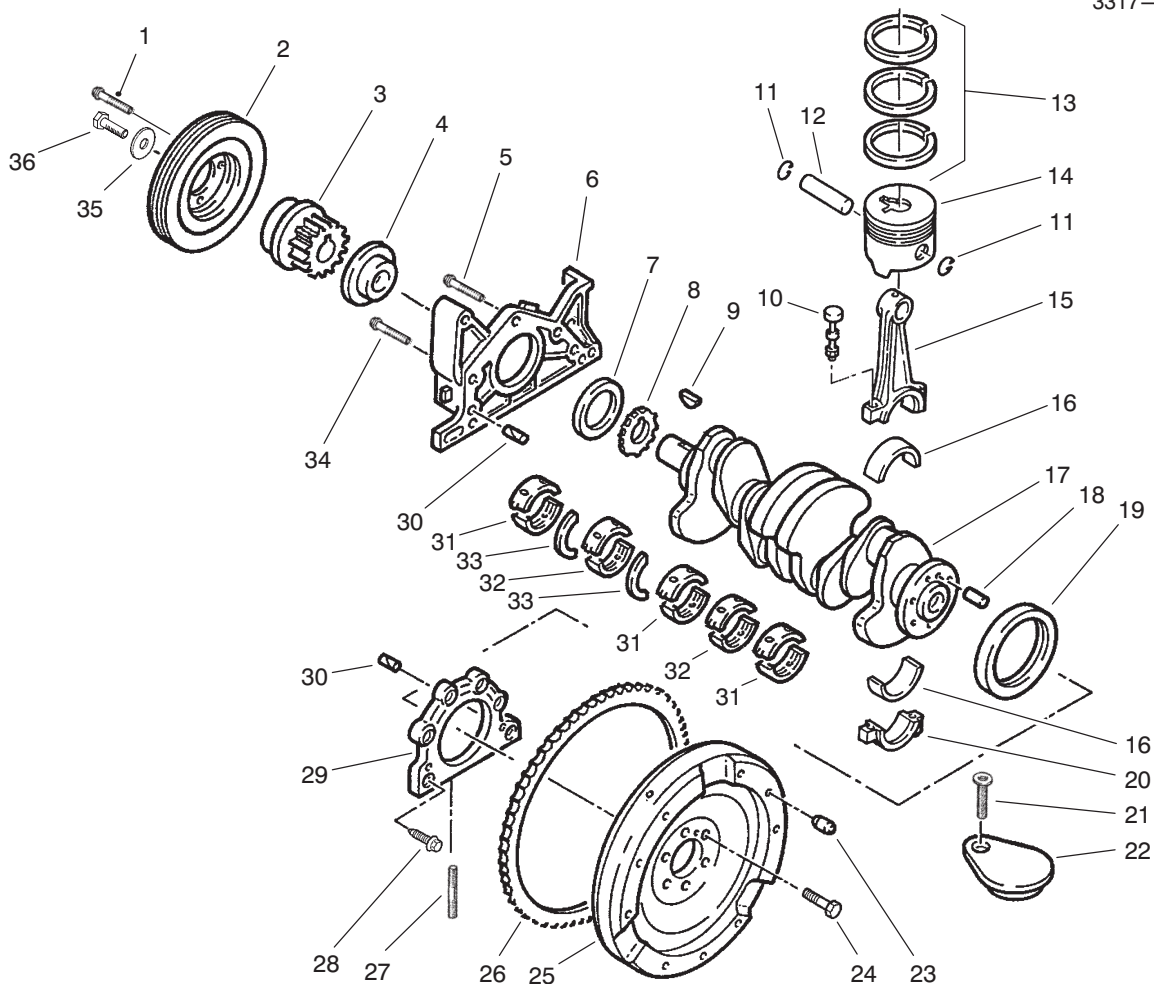
## CYLINDER HEAD ASSEMBLY

Ref. No.	Part No.	Description	No. Used
1	93-5676	Upper Cover	1
2	93-5672	Screw	4
3	93-5669	Gasket	8
4	93-5674	Nut	6
5	94-3162	Stud	6
6	74-7840	Plug	2
7	93-5668	Asm. - Oil Cap Filler (Incl. Ref. #8)	1
†8		Seal - Cap	1
9	93-5673	Screw	4
10	93-5662	Cover (Incl. Ref. #11)	1
11	93-5665	Gasket	1
*	93-5666	Gasket	1
12	94-4146	Screw	10
13	93-5661	Cylinder Head	1
14	93-5669	Plug	4
15	93-5926	O-Ring	1
16	93-5928	Spring Washer	2

Ref. No.	Part No.	Description	No. Used
17	93-5927	Screw	2
18	94-3118	Plug	2
19	93-5670	Filter Element	1
20	93-5925	Cover Plate	1
21	93-5947	Cyl. Head Gasket	1
22	94-4145	Swirl Chamber	4
23	93-5677	Lower Cover	1
24	93-5678	Screw	5
25	93-5894	Gasket	1
26	93-5895	Stud	5
27	93-5893	Exhaust Manifold	1
28	93-5897	Plate Washer	8
29	93-5896	Hexagonal Nut	8
30	93-5898	Stud	3
31	93-5892	Pipe Gasket	1
32	93-5680	Screw	1
33	93-5679	Screw	1
*	93-5664	Cylinder Head Gasket Set	1

\*Not Illustrated

† Not Serviced Separately.



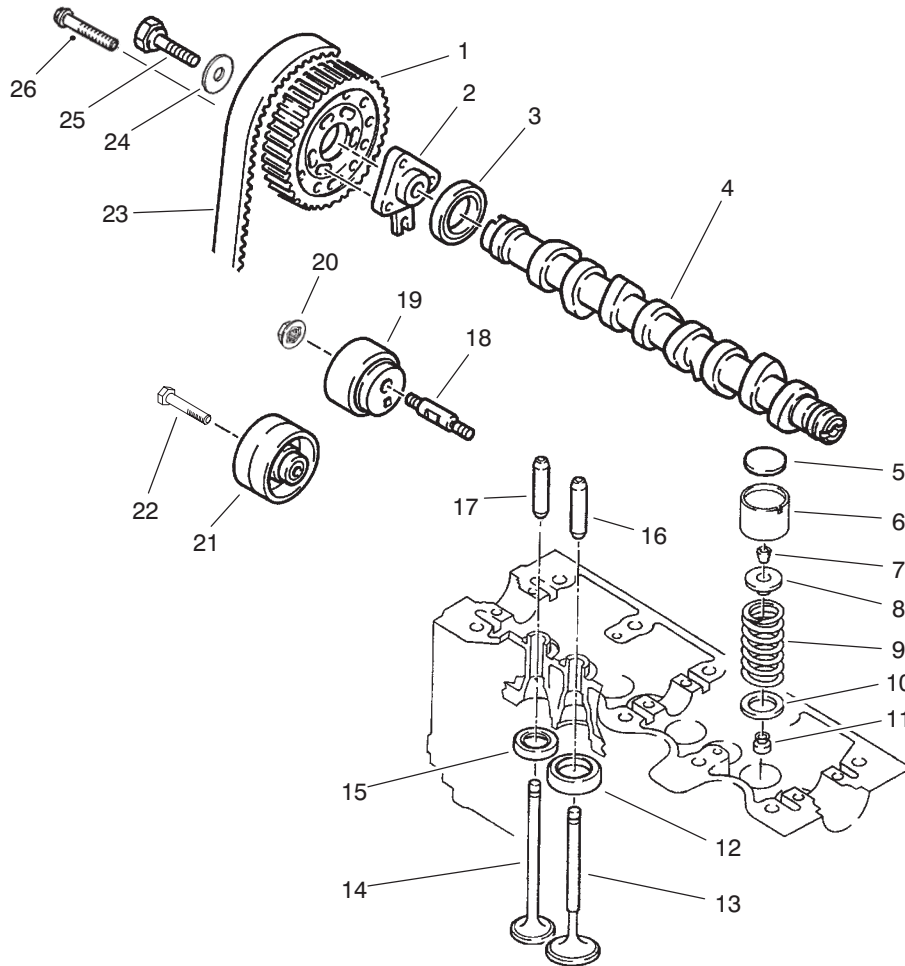
T-2279

## PISTON & CRANKSHAFT ASSEMBLY

Ref. No.	Part No.	Description	No. Used	Ref. No.	Part No.	Description	No. Used
1	94-3112	Screw	4	23	93-5705	Pin	3
2	93-5685	Crankshaft Pulley	1	24	93-5708	Screw	6
3	93-5684	Gear	1	25	93-5682	Engine Flywheel (Incl. Ref. #26)	1
4	93-5699	Spacer	1	26	93-5683	Starter Ring Gear	1
5	93-5710	Screw	2	27	93-5707	Stud	2
6	93-5687	Gasket Plate	1	28	93-5704	Screw	6
7	93-5701	Gasket	1	29	93-5686	Gasket Plate	1
8	93-5698	Oil Pump Gear	1	30	93-5706	Pin	4
9	93-5703	Key	1	31	93-5688	Half Bearing	6
10	93-5715	Connecting Rod Bolt	8	*	93-5689	Half Bearing	6
11	93-5716	Circlip	8	*	93-5690	Half Bearing	6
†12		Pin - Wrist	4	32	93-5691	Half Bearing	4
13	93-5714	Set Of 3 Piston Rings	4	*	93-5692	Half Bearing	4
†14		Piston	4	*	93-5693	Half Bearing	4
15	93-5712	Set Of 4 Connecting Rods (Incl. Ref. #10 & 20)	1	33	93-5694	Half Flanges	2
16	93-5713	Set Of 8 Half Bearings	1	*	93-5695	Half Flanges	2
17	93-5681	Crankshaft	1	*	93-5696	Half Flanges	2
18	74-8250	Pin	1	*	93-5697	Half Flanges	2
19	93-5702	Gasket	1	34	93-5711	Screw	3
†20		Cap - Connecting Rod	4	35	74-8080	Plate Washer	1
21	93-5709	Screw	1	36	94-3145	Pulley Screw	1
22	93-5700	Plug	1				

\*Not Illustrated

† Not Serviced Separately.



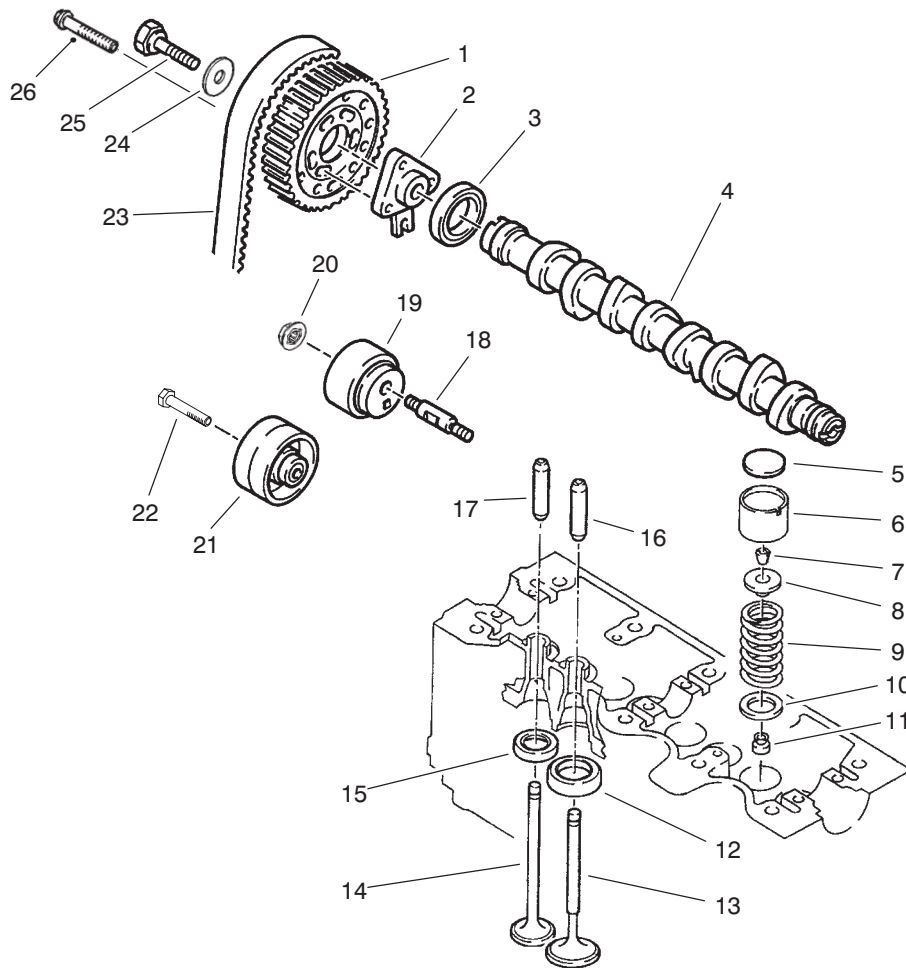
T-2280

## CAMSHAFT & VALVES ASSEMBLY

Ref. No.	Part No.	Description	No. Used
1	93-5719	Camshaft Gear	1
2	93-5723	Pulley Hub	1
3	93-5718	Camshaft Seal	1
4	93-5717	Camshaft	1
5	93-5742	Shim - Tappet (3.20 mm)	8
*	93-5743	Shim - Tappet (3.25 mm)	8
*	93-5744	Shim - Tappet (3.30 mm)	8
*	93-5745	Shim - Tappet (3.35 mm)	8
*	93-5746	Shim - Tappet (3.40 mm)	8
*	93-5747	Shim - Tappet (3.45 mm)	8
*	93-5748	Shim - Tappet (3.50 mm)	8
*	93-5749	Shim - Tappet (3.55 mm)	8
*	93-5750	Shim - Tappet (3.60 mm)	8
*	93-5751	Shim - Tappet (3.65 mm)	8
*	93-5752	Shim - Tappet (3.70 mm)	8
*	93-5753	Shim - Tappet (3.72 mm)	8
*	93-5754	Shim - Tappet (3.75 mm)	8
*	93-5755	Shim - Tappet (3.77 mm)	8
*	93-5756	Shim - Tappet (3.80 mm)	8
*	93-5757	Shim - Tappet (3.82 mm)	8
*	93-5758	Shim - Tappet (3.85 mm)	8
*	93-5759	Shim - Tappet (3.87 mm)	8
*	93-5760	Shim - Tappet (3.90 mm)	8
*	93-5761	Shim - Tappet (3.92 mm)	8
*	93-5762	Shim - Tappet (3.95 mm)	8
*	93-5763	Shim - Tappet (3.97 mm)	8

Ref. No.	Part No.	Description	No. Used
*5	93-5764	Shim - Tappet (4.00 mm)	8
*	93-5765	Shim - Tappet (4.02 mm)	8
*	93-5766	Shim - Tappet (4.05 mm)	8
*	93-5767	Shim - Tappet (4.07 mm)	8
*	93-5768	Shim - Tappet (4.10 mm)	8
*	93-5769	Shim - Tappet (4.12 mm)	8
*	93-5770	Shim - Tappet (4.15 mm)	8
*	93-5771	Shim - Tappet (4.17 mm)	8
*	93-5772	Shim - Tappet (4.20 mm)	8
*	93-5773	Shim - Tappet (4.22 mm)	8
*	93-5774	Shim - Tappet (4.25 mm)	8
*	93-5775	Shim - Tappet (4.27 mm)	8
*	93-5776	Shim - Tappet (4.30 mm)	8
*	93-5777	Shim - Tappet (4.32 mm)	8
*	93-5778	Shim - Tappet (4.35 mm)	8
*	93-5779	Shim - Tappet (4.37 mm)	8
*	93-5780	Shim - Tappet (4.40 mm)	8
*	93-5781	Shim - Tappet (4.42 mm)	8
*	93-5782	Shim - Tappet (4.45 mm)	8
*	93-5783	Shim - Tappet (4.47 mm)	8
*	93-5784	Shim - Tappet (4.50 mm)	8
*	93-5785	Shim - Tappet (4.52 mm)	8
*	93-5786	Shim - Tappet (4.55 mm)	8
*	93-5787	Shim - Tappet (4.57 mm)	8
*	93-5788	Shim - Tappet (4.60 mm)	8
*	93-5789	Shim - Tappet (4.62 mm)	8

\*Not Illustrated

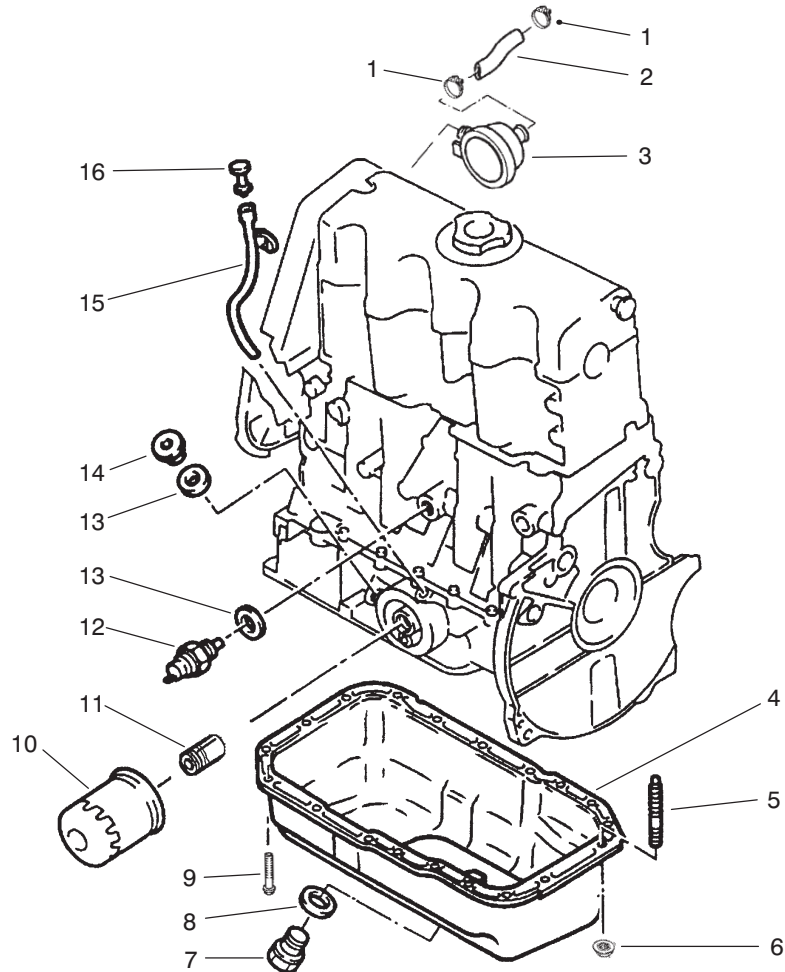


T-2280

## CAMSHAFT & VALVES ASSEMBLY (Continued)

Ref. No.	Part No.	Description	No. Used	Ref. No.	Part No.	Description	No. Used
*5	93-5790	Shim - Tappet (4.65 mm)	8	11	93-5735	Valve Seal	8
*	93-5791	Shim - Tappet (4.67 mm)	8	12	93-5739	Inlet Seat Valve	4
*	93-5792	Shim - Tappet (4.70 mm)	8	13	93-5730	Intake Valve	4
*	93-5793	Shim - Tappet (4.72 mm)	8	14	93-5731	Exhaust Valve	4
*	93-5794	Shim - Tappet (4.75 mm)	8	15	93-5740	Outlet Seat Valve	4
*	93-5795	Shim - Tappet (4.77 mm)	8	16	93-5737	Inlet Valve Guide	4
*	93-5796	Shim - Tappet (4.80 mm)	8	17	93-5738	Outlet Valve Guide	4
*	93-5797	Shim - Tappet (4.82 mm)	8	18	93-5724	Tensioner Spindle	1
*	93-5798	Shim - Tappet (4.85 mm)	8	19	93-5721	Tensioner	1
*	93-5799	Shim - Tappet (4.87 mm)	8	20	93-5729	Nut	1
*	93-5800	Shim - Tappet (4.90 mm)	8	21	93-5722	Roller	1
6	93-5736	Tappet	8	22	93-5726	Screw	1
7	93-5734	Valve Half Bush	16	23	93-5720	Cogged Belt	1
8	93-5733	Valve Spring Seat	8	24	93-5728	Plate Washer	1
9	93-5732	Valve Spring	8	25	93-5725	Pulley Screw	1
10	93-5741	Flat Washer	8	26	93-5851	Screw	3

\*Not Illustrated

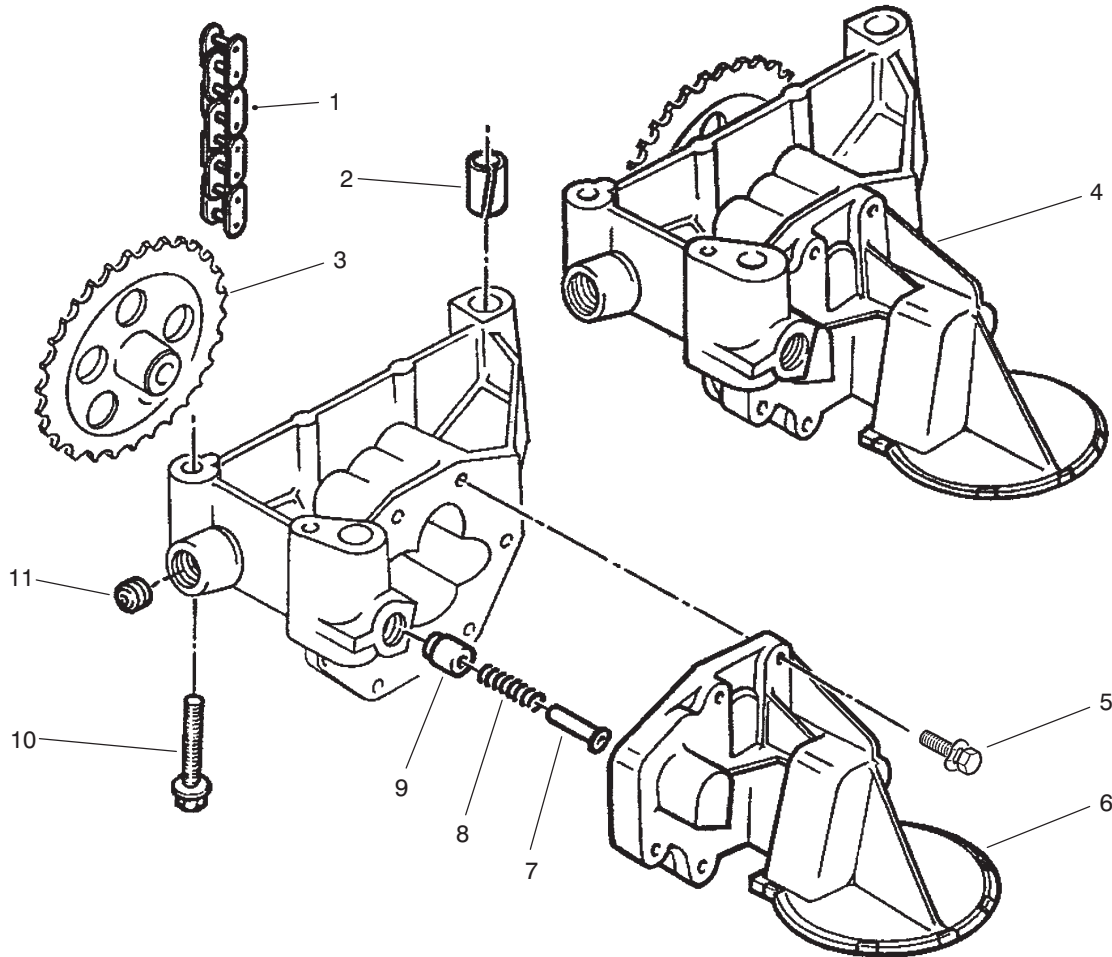


T-2281

## OIL SYSTEM ASSEMBLY

Ref. No.	Part No.	Description	No. Used
1	93-5818	Clamp	2
2	93-5817	Union	1
3	93-5816	Regulator	1
4	93-5810	Oil Sump	1
5	93-5660	Stud	3
6	93-5815	Nut	3
7	74-7310	Drain Plug	1
8	74-7320	Gasket	1
9	93-5704	Screw	16

Ref. No.	Part No.	Description	No. Used
10	93-5808	Oil Filter - 1st Build Up	1
*	74-7970	Oil Filter - Service	1
11	93-5809	Adaptor	1
12	94-3180	Pressure Switch	1
13	93-5814	Gasket	2
14	93-5813	Threaded Plug	1
15	93-5811	Dipstick Guide	1
16	93-5812	Oil Dipstick	1



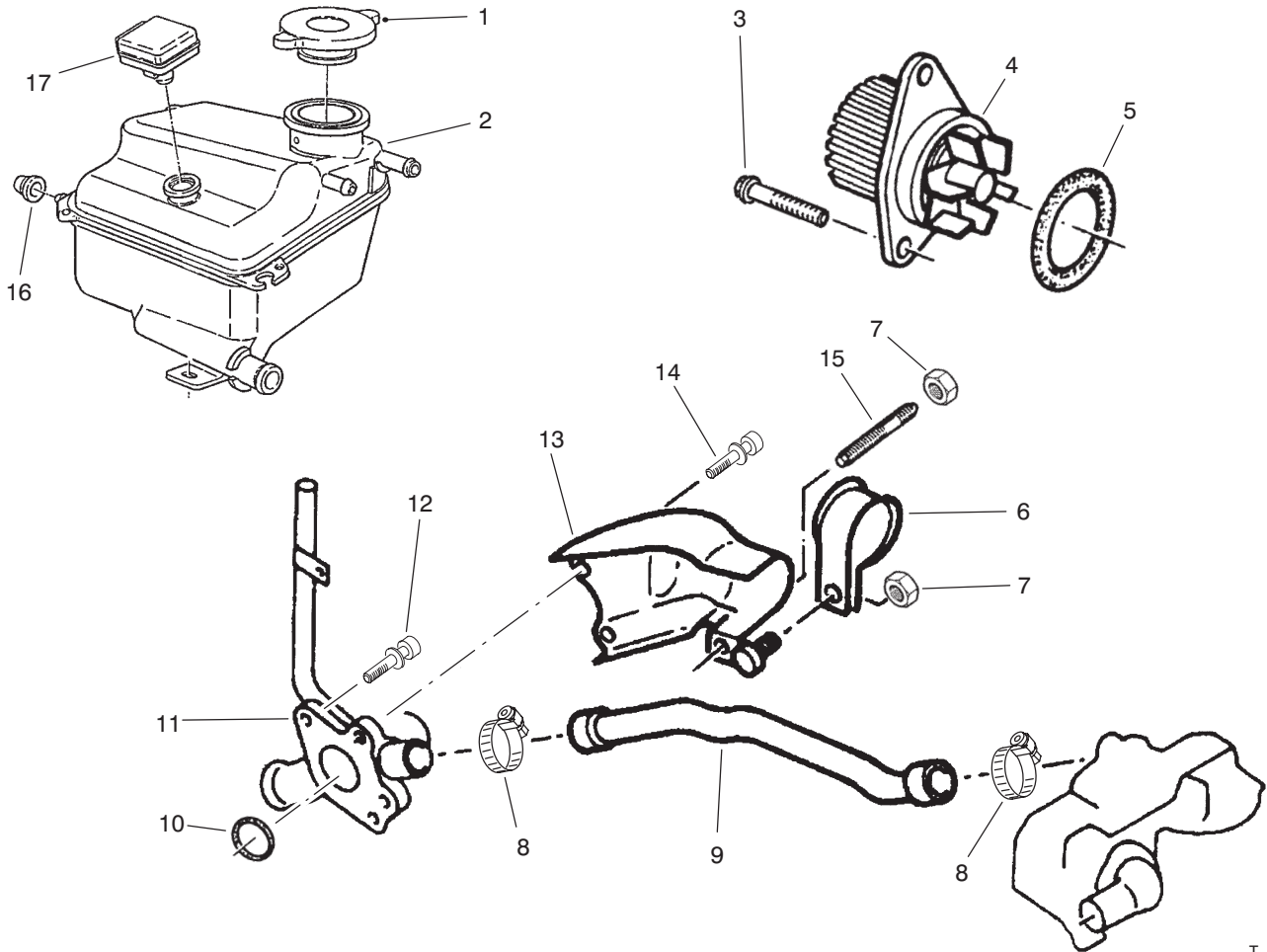
T-2282

## OIL PUMP ASSEMBLY

Ref. No.	Part No.	Description	No. Used
1	93-5804	Oil Pump Chain	1
2	93-5658	Pin	1
†3		Gear - Drive	1
4	93-5801	Oil Pump (Incl. Ref. #3)	1
5	93-5807	Screw	6

Ref. No.	Part No.	Description	No. Used
6	93-5802	Strainer	1
7	93-5806	Shaft	1
8	93-5805	Spring	1
9	94-3176	Plunger	1
10	93-5803	Screw	3
11	94-3177	Plug	1

† Not Service Separately.

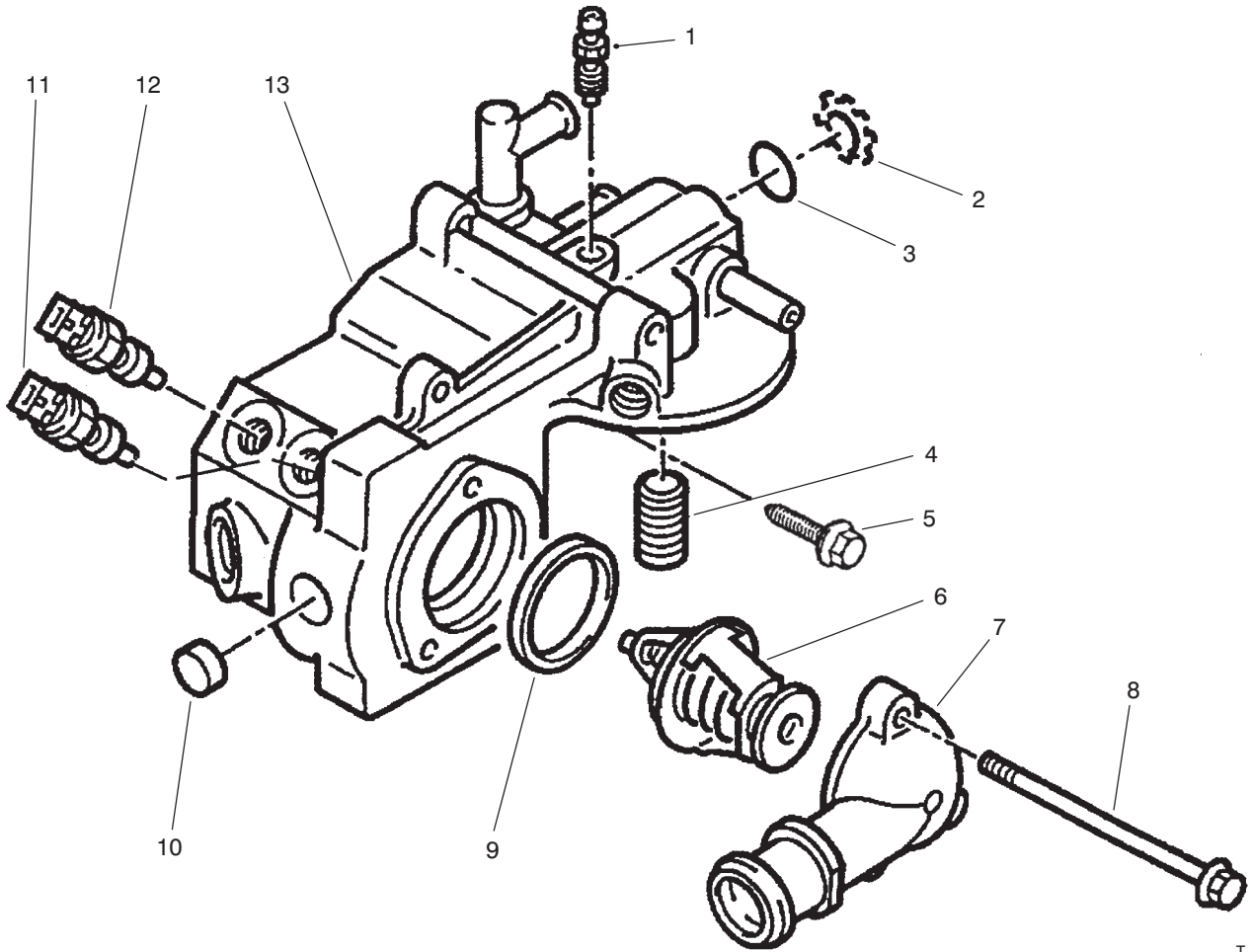


T-2283

## COOLANT SYSTEM ASSEMBLY

Ref. No.	Part No.	Description	No. Used
1	94-2800	Pressure Plug	1
2	93-7571	Degasing Box	1
3	94-3163	Screw	2
4	93-5820	Water Pump	1
5	93-5822	O-Ring	1
6	93-5826	Clip	1
7	94-3267	Nut	2
8	2412-129	Clamp	2
9	93-5824	By-pass Union	1

Ref. No.	Part No.	Description	No. Used
10	93-5821	O-Ring	1
11	93-5819	Water Inlet	1
12	93-5823	Screw	2
13	93-5825	Heat Shield	1
14	93-5827	Screw	2
15	93-5660	Stud	1
16	94-2801	Grommet	2
17	93-7572	Water Level Sensor	1



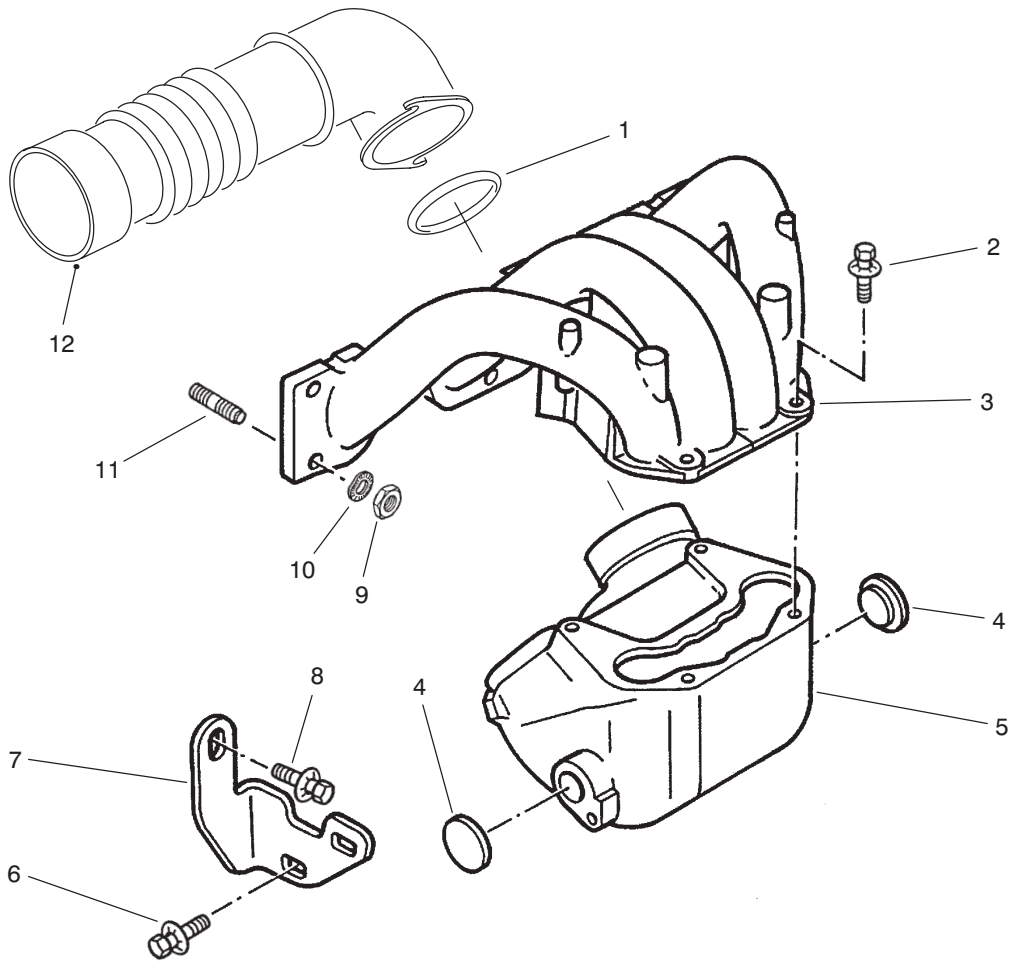
T-2284

## COOLANT OUTLET BOX ASSEMBLY

Ref. No.	Part No.	Description	No. Used
1	93-5835	Bleed Screw	1
2	93-5840	Washer	1
3	93-5838	O-Ring	2
4	93-5836	Insert	1
5	93-5807	Screw	1
6	93-5831	Thermostat	1
7	93-5830	Cover	1

Ref. No.	Part No.	Description	No. Used
8	93-5839	Screw	4
9	93-5837	Water Box Gasket	1
10	93-5833	Plug	1
*	93-5834	Plug	2
11	94-3211	Thermostatic	1
12	93-5832	Sender	1
13	93-5829	Water Outlet Box	1

\*Not Illustrated

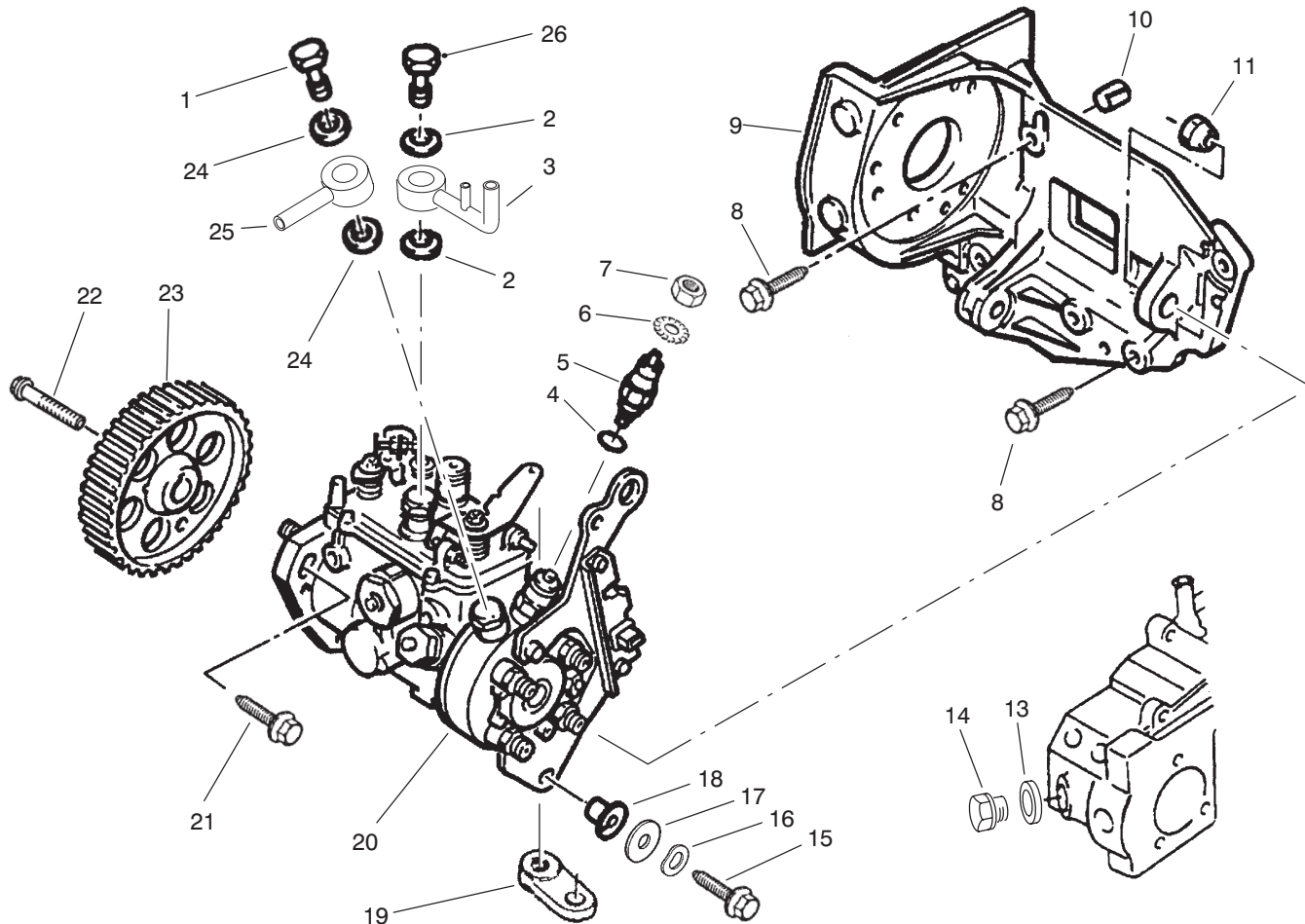


T-2285

## INTAKE MANIFOLD ASSEMBLY

Ref. No.	Part No.	Description	No. Used
1	93-5841	O-Ring	1
2	93-5847	Screw	4
3	93-5843	Intake Manifold	1
4	93-5656	Plug	2
5	93-5844	Air Divider	1
6	94-3161	Screw	2

Ref. No.	Part No.	Description	No. Used
7	93-5845	Bracket	1
8	94-3131	Screw	1
9	94-3165	Nut	7
10	94-3164	Spring Washer	7
11	93-5846	Stud	7
12	93-5842	Air Union	1



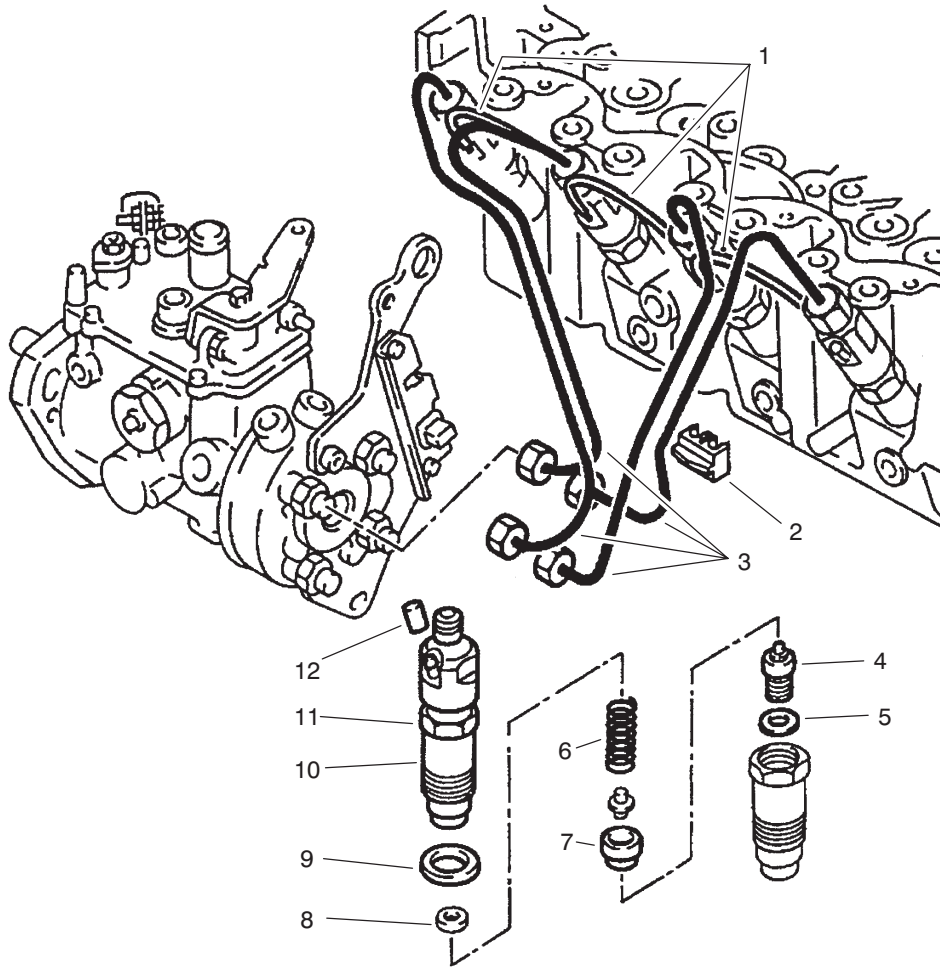
T-2286A

## INJECTION PUMP ASSEMBLY

Ref. No.	Part No.	Description	No. Used
1	94-4111	Union Screw – Inlet	1
2	74-8870	Gasket	2
3	93-5858	Outlet Union	1
4	94-3274	O-Ring	1
5	93-5856	Solenoid Valve	1
6	74-8710	Washer	1
7	94-3251	Nut	1
8	93-5852	Screw	5
*	93-5853	Screw	1
9	93-5849	Injection Pump Bracket	1
10	93-5659	Pin	2
11	94-3165	Hexagonal Nut	1
13	94-3122	Gasket	1

Ref. No.	Part No.	Description	No. Used
14	94-3121	Plug	1
15	94-3221	Screw	1
16	94-3164	Spring Washer	1
17	93-5855	Plate Washer	1
18	93-5909	Ring	1
19	74-8650	Journal	1
20	93-5848	Injection Pump	1
21	93-5854	Screw	3
22	93-5851	Screw	3
23	93-5719	Inj. Pump Gear	1
24	74-8680	Gasket	2
25	93-5857	Inlet Union	1
26	94-3250	Union Screw – Outlet	1

\*Not Illustrated



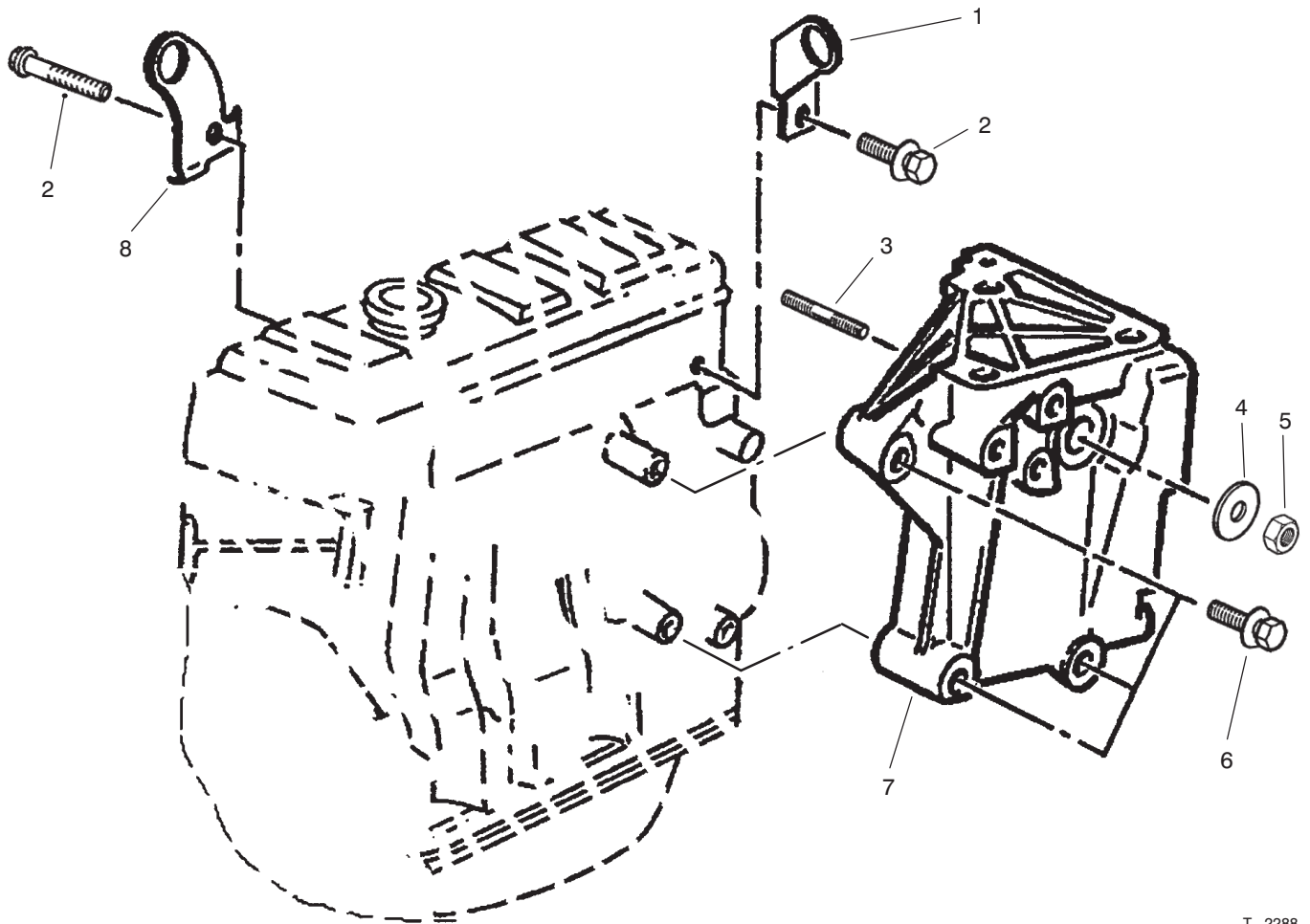
T-2287

## FUEL INJECTOR & PLUMBING ASSEMBLY

Ref. No.	Part No.	Description	No. Used
1	93-5862	Union	3
*	93-5863	Union	1
2	94-3231	Bracket	4
3	93-5861	Pipes Harness	1
4	93-5860	Injector	4
5	93-5867	Injector Gasket	4
6	93-5864	Spring	4
7	93-5865	Spacer	4
8	93-5869	Shim (.680 mm)	1
*	93-5870	Shim (.720 mm)	1
*	93-5871	Shim (.760 mm)	1
*	93-5872	Shim (.800 mm)	1
*	93-5873	Shim (.840 mm)	1
*	93-5874	Shim (.880 mm)	1
*	93-5875	Shim (.920 mm)	1
*	93-5876	Shim (.960 mm)	1
*	93-5877	Shim (1.000 mm)	1
*	93-5878	Shim (1.035 mm)	3

Ref. No.	Part No.	Description	No. Used
*8	93-5879	Shim (1.065 mm)	1
*	93-5880	Shim (1.095 mm)	1
*	93-5881	Shim (1.125 mm)	1
*	93-5882	Shim (1.155 mm)	1
*	93-5883	Shim (1.185 mm)	1
*	93-5884	Shim (1.215 mm)	1
*	93-5885	Shim (1.245 mm)	1
*	93-5886	Shim (1.280 mm)	1
*	93-5887	Shim (1.320 mm)	1
*	93-5888	Shim (1.400 mm)	1
*	93-5889	Shim (1.480 mm)	1
*	93-5890	Shim (1.560 mm)	1
*	93-5891	Shim (1.640 mm)	1
9	93-5866	Injector Gasket	4
10	93-5868	Injector + Injector Holder	4
11	94-4147	Injector Holder	4
12	74-8770	Plug	1

\*Not Illustrated

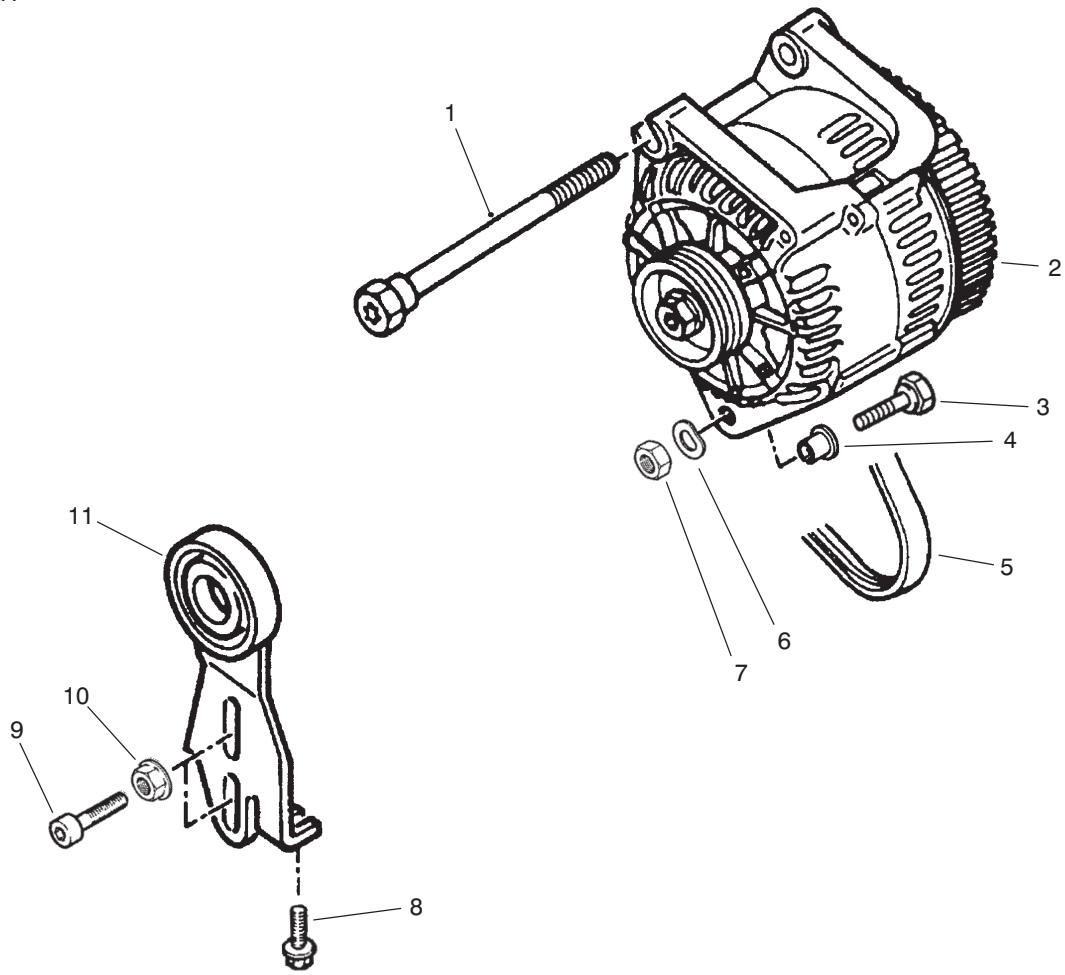


T-2288

## ENGINE MOUNT ASSEMBLY

Ref. No.	Part No.	Description	No. Used
1	93-5901	Lifting Bracket	1
2	93-5906	Screw	4
3	93-5905	Stud	1
4	93-5904	Plate Washer	1

Ref. No.	Part No.	Description	No. Used
5	93-5903	Hexagonal Nut	1
6	93-5902	Screw	3
7	93-5899	Right Hand Engine Mount	1
8	74-7570	Lifting Bracket	1

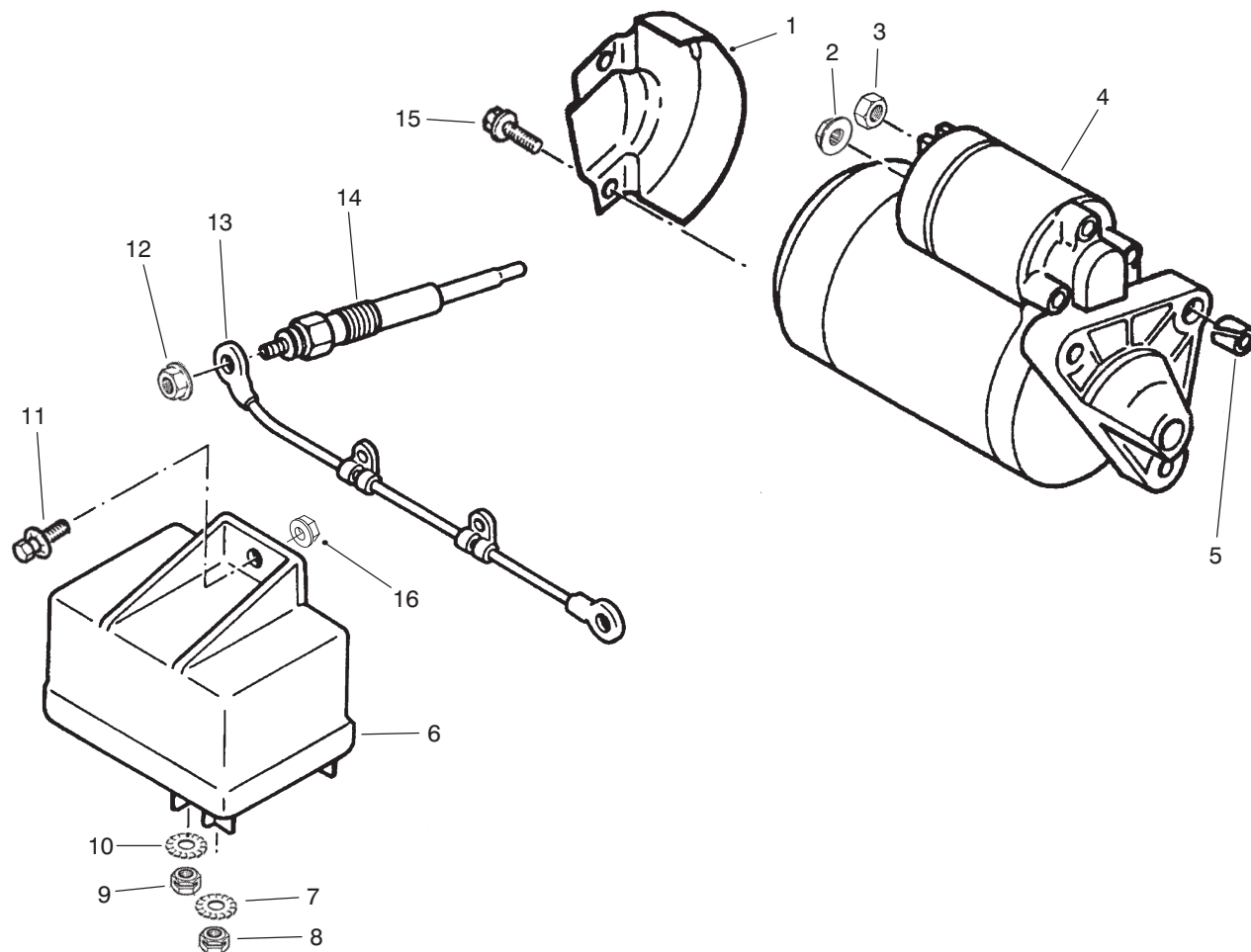


T-2289

## ALTERNATOR ASSEMBLY

Ref. No.	Part No.	Description	No. Used
1	93-5908	Screw	1
2	93-5907	Alternator	1
3	94-3221	Screw	1
4	93-5909	Ring	1
5	93-5912	Belt	1
6	94-3257	Washer	3

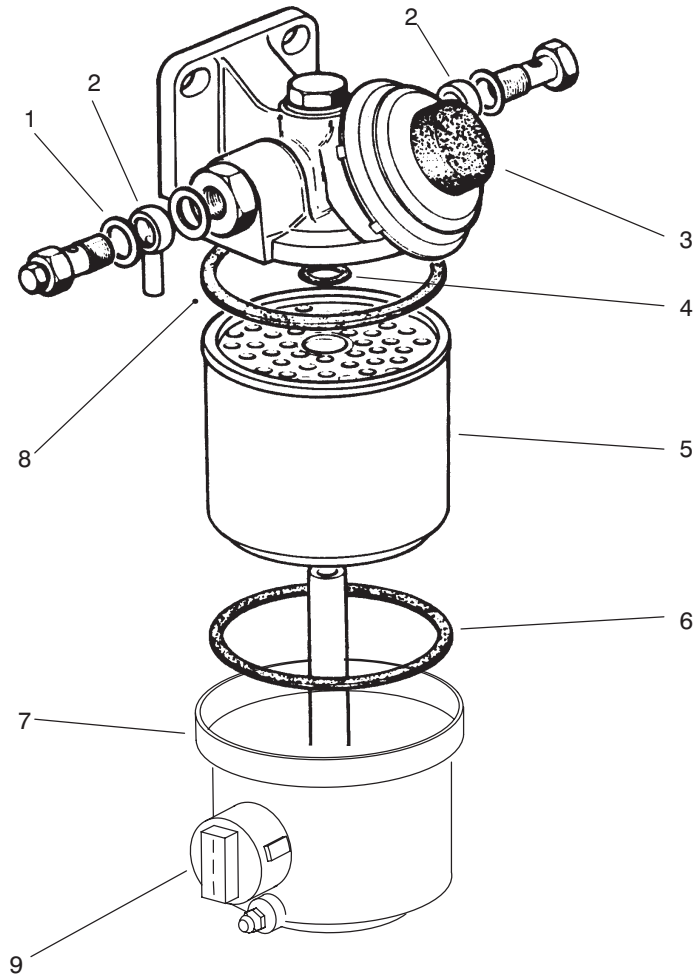
Ref. No.	Part No.	Description	No. Used
7	77-3320	Hexagonal Nut	1
8	93-5911	Screw	1
9	77-3290	Screw	2
10	93-5914	Washer	2
11	93-5910	Tensioner	1



T-2290A

## STARTER & GLOW PLUGS ASSEMBLY

Ref. No.	Part No.	Description	No. Used	Ref. No.	Part No.	Description	No. Used
1	93-5916	Heat Shield	1	9	94-3251	Nut	1
2	94-3261	Nut	1	10	74-8710	Washer	1
3	93-5920	Nut	1	11	33113-020	Screw	1
4	93-5915	Starter	1	12	93-5924	Nut	4
5	93-5917	Pin	1	13	93-5922	Cable	1
6	93-5923	Preheating Unit	1	14	93-5921	Glow Plug	4
7	76-5310	Washer	1	15	93-5919	Screw	2
8	94-3267	Nut	1	16	33003-00	Nut - HF	1

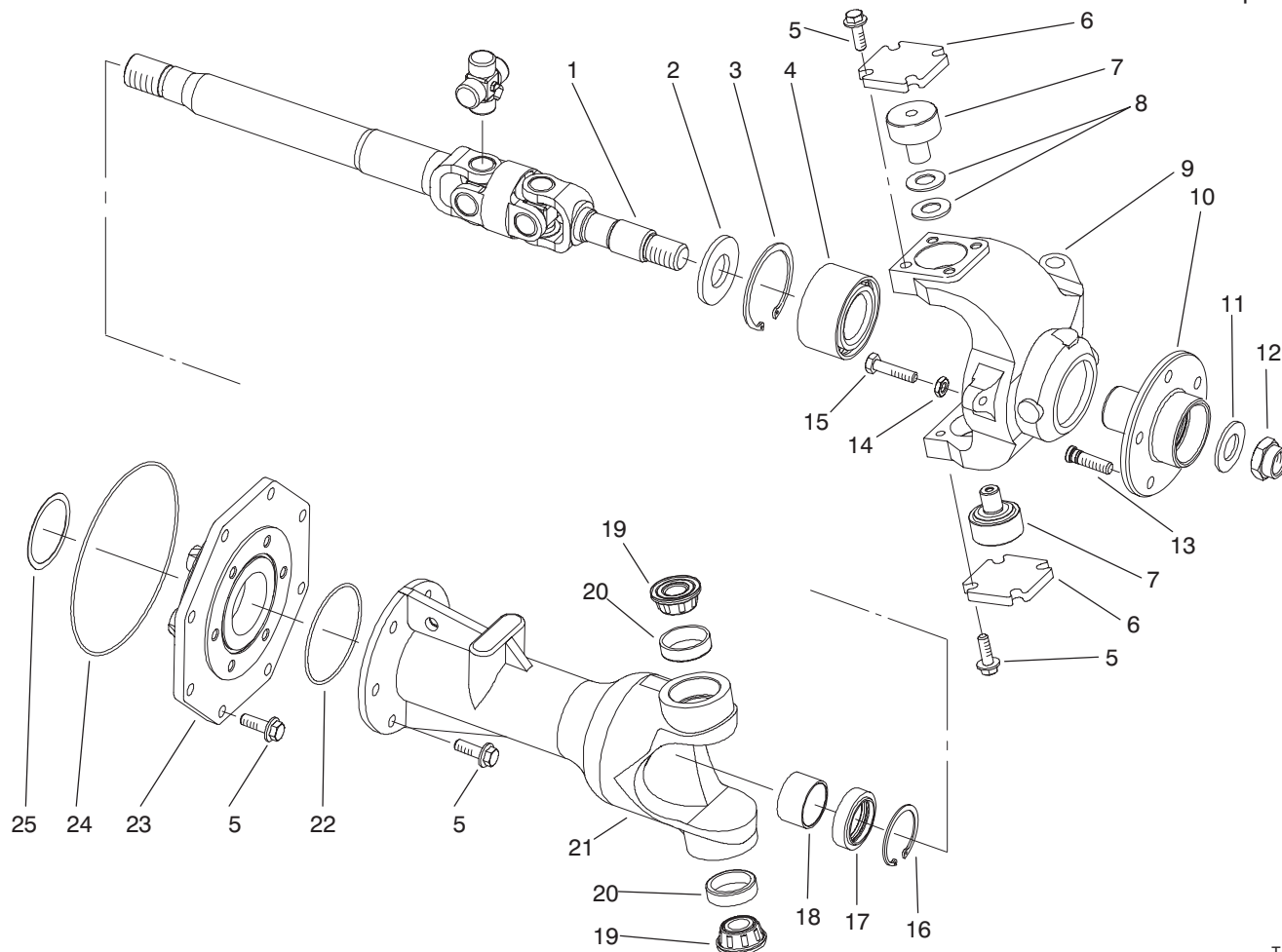


T-0966A

### FUEL FILTER ASSEMBLY

Ref. No.	Part No.	Description	No. Used
1	76-5180	Washer - Copper	4
2	76-5190	Fitting - Adjustable	2
3	76-5300	Assembly - Filter, Fuel (Incl. Ref. #7 & 9)	1
4		O-Ring	1
5	76-5220	Element - Filter (Incl. Ref. #4, 6 & 8)	1

Ref. No.	Part No.	Description	No. Used
6		Seal - Gasket	1
7		Cap - Filter, Fuel	1
8		Seal - Gasket	1
9	76-5320	Sensor - Water	1



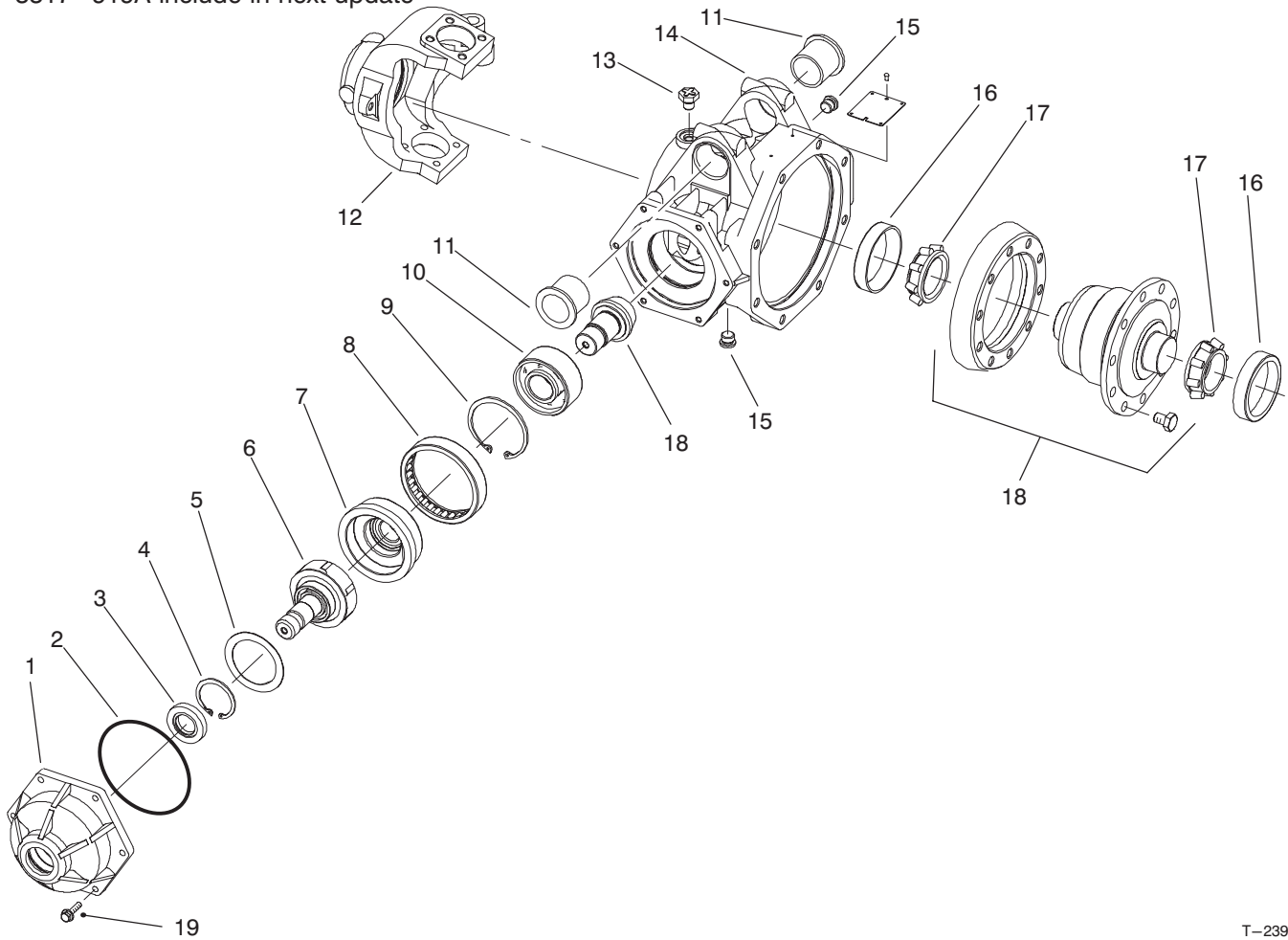
T-2393

## 4WD AXLE – UNIVERSAL JOINT & KINGPIN ASSEMBLY

Ref. No.	Part No.	Description	No. Used
1	94-4123	Joint – Universal	2
2	94-4037	Washer	2
3	93-5964	Ring – Retaining	2
4	94-4030	Bearing – Tapered	2
5	33105-030	Screw – HHF	36
6	94-4119	Cover – Kingpin	4
7	94-4121	Trunnion – Kingpin	4
8	94-4126	Washer – Belleville	4
9	94-4116	Flange – Spindle, LH	1
10	94-4122	Hub – Wheel	2
11	94-4034	Washer	2
12	94-4079	Nut – Hex.	2
13	94-4143	Stud – Wheel	10
14	33015-00	Nut – Hex.	2

Ref. No.	Part No.	Description	No. Used
15	33105-050	Screw – HHF	2
16	94-4133	Ring – Retaining	2
17	94-4128	Seal – Lip	2
18	94-4127	Bearing – Journal	2
19	94-4125	Cone – Bearing	4
20	94-5124	Cup – Bearing	4
21	94-4117	Housing – Kingpin	2
22	94-4131	O-Ring	2
23	94-4114	Cover – Side	2
24	94-4129	O-Ring	1
25	94-4139	Shim	1
25	94-4140	Shim	1
25	94-4118	Shim	1

3317-919A include in next update

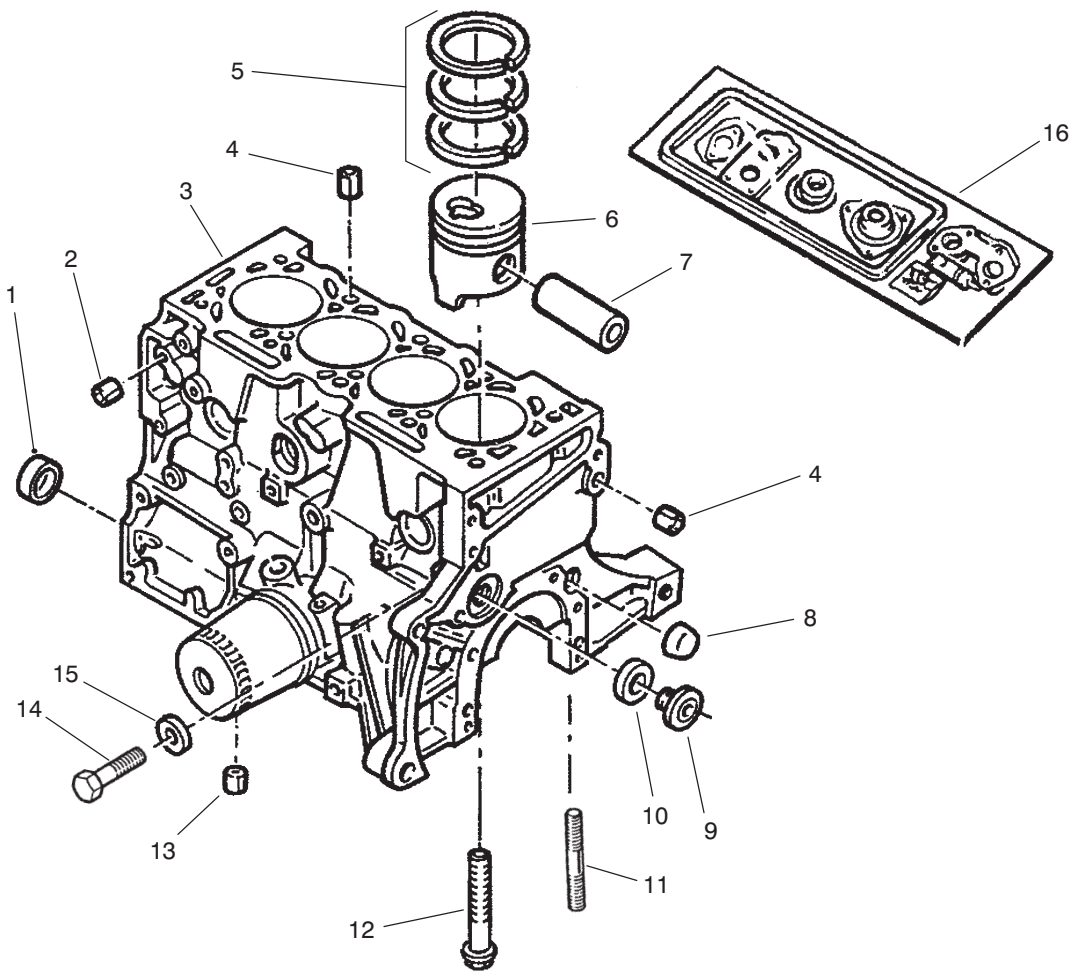


T-2394

## 4WD AXLE – HOUSING ASSEMBLY

Ref. No.	Part No.	Description	No. Used
1	94-4134	Housing – Clutch	1
2	94-4132	O-Ring	1
3	94-3925	Seal – Lip	1
4	94-4029	Ring – Retaining, Internal	1
5	94-4137	Washer – Thrust	1
6	94-4135	Clutch	1
7	94-4138	Race – Clutch	1
8	94-4136	Bearing – Needle	1
9	69-3200	Ring – Retaining	1
10	94-4130	Bearing – Ball	1

Ref. No.	Part No.	Description	No. Used
11	69-6470	Bushing	2
12	94-4115	Flange – Spindle, RH	1
13	94-3998	Vent – Breather	1
14	94-4113	Housing – Axle, Steerable	1
15	353-989	Plug	2
16	94-3965	Cup – Bearing	2
17	94-3964	Cone – Bearing	2
18	94-4120	Asm. – Differential	1
19	33103-025	Screw – HHF	6

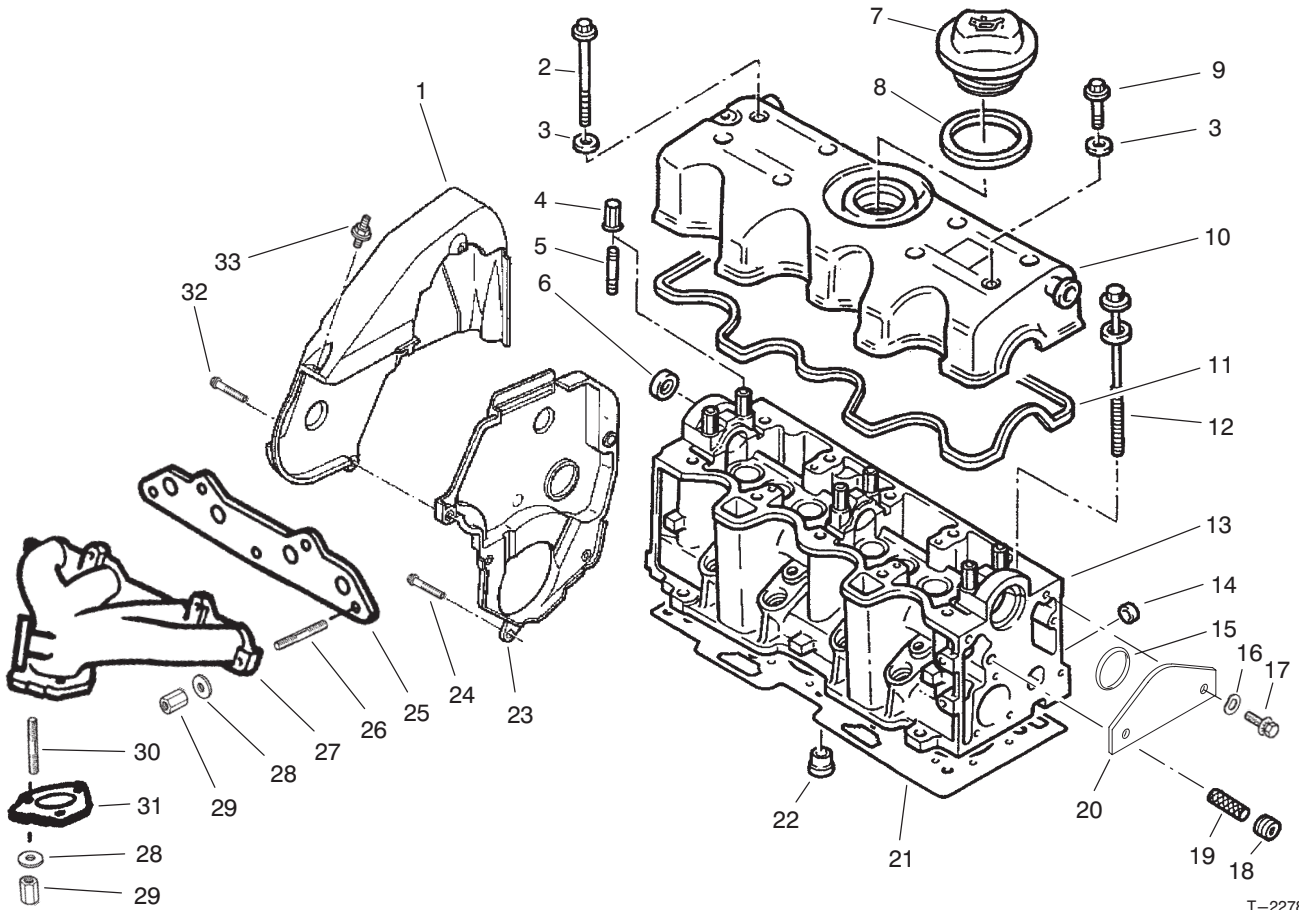


T-2277

## CYLINDER BLOCK ASSEMBLY

Ref. No.	Part No.	Description	No. Used	Ref. No.	Part No.	Description	No. Used
1	93-5655	Plug	7	9	94-3121	Threaded Plug	2
2	93-5659	Pin (Dowel-Ring)	2	10	93-5653	Plug Seal	2
3	93-5651	Cylinder Block Assembly (Incl. Ref. #5-7)	1	11	93-5660	Stud	3
4	76-5690	Pin (Dowel-Ring)	4	12	93-5657	Screw	10
5		Piston Ring Set	1	13	93-5658	Pin (Dowel)	1
6		Piston	4	14	74-7790	Screw	1
7		Pin-Wrist	4	15	93-5654	Plug Seal	1
8	93-5656	Plug	1	16	93-5652	Engine Gasket Set	1
				*	93-5650	Engine - Stripped	1

\*Not Illustrated



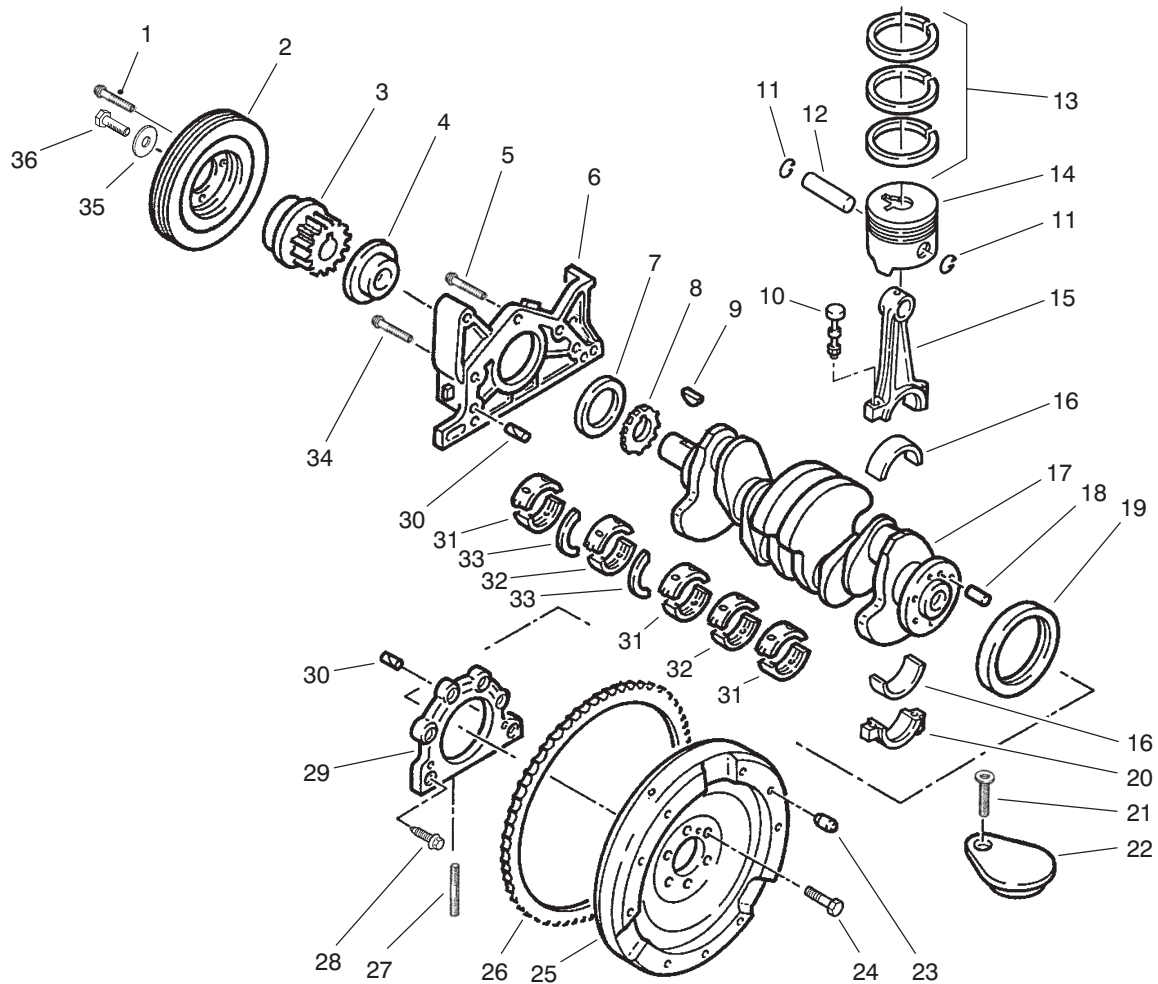
T-2278

## CYLINDER HEAD ASSEMBLY

Ref. No.	Part No.	Description	No. Used
1	93-5676	Upper Cover	1
2	93-5672	Screw	4
3	93-5669	Gasket	8
4	93-5674	Nut	6
5	94-3162	Stud	6
6	74-7840	Plug	2
7	93-5668	Oil Cap Filler (Incl. Ref. #8)	1
8		Seal - Cap	1
9	93-5673	Screw	4
10	93-5662	Cover (Incl. Ref. #11)	1
11	93-5665	Gasket	1
*	93-5666	Gasket	1
12	93-5675	Screw	10
13	93-5661	Cylinder Head	1
14	93-5669	Plug	4
15	93-5926	O-Ring	1

Ref. No.	Part No.	Description	No. Used
16	93-5928	Spring Washer	2
17	93-5927	Screw	2
18	94-3118	Plug	2
19	93-5670	Filter Element	1
20	93-5925	Cover Plate	1
21	93-5663	Cyl. Head Gasket	1
22	93-5671	Swirl Chamber	4
23	93-5677	Lower Cover	1
24	93-5678	Screw	5
25	93-5894	Gasket	1
26	93-5895	Stud	5
27	93-5893	Exhaust Manifold	1
28	93-5897	Plate Washer	8
29	93-5896	Hexagonal Nut	8
30	93-5898	Stud	3
31	93-5892	Pipe Gasket	1
32	93-5680	Screw	1
33	93-5679	Screw	1

\*Not Illustrated

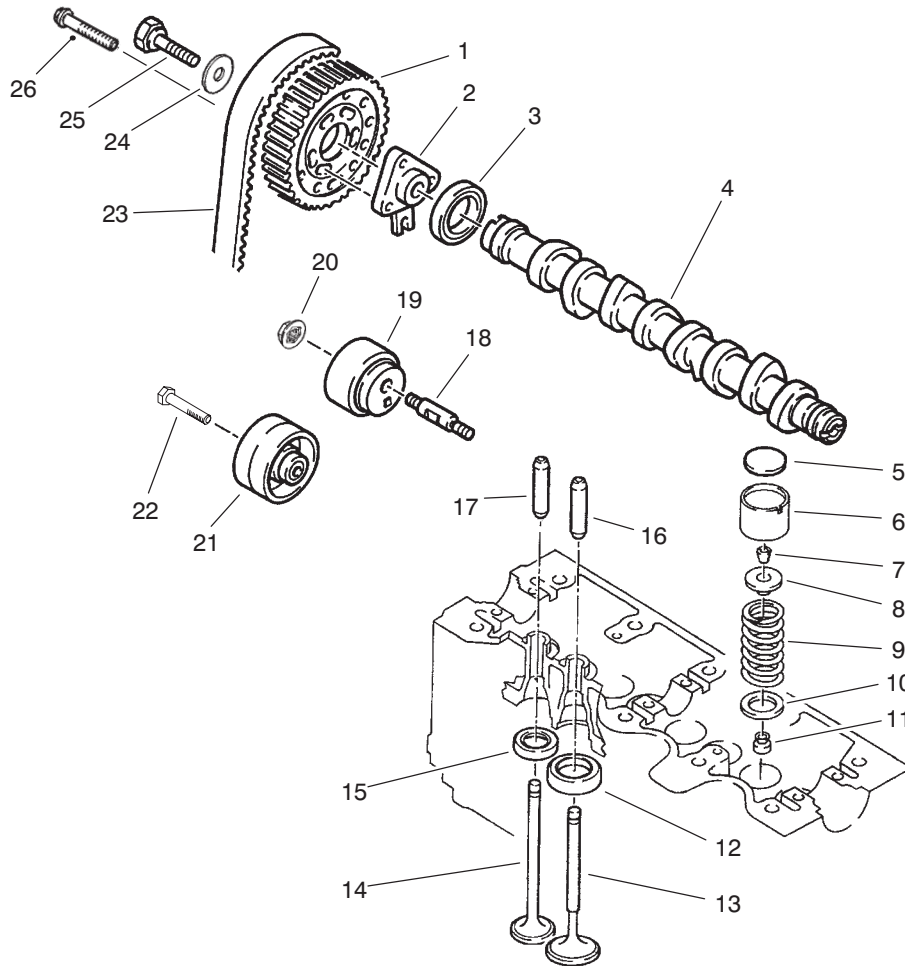


T-2279

## PISTON & CRANKSHAFT ASSEMBLY

Ref. No.	Part No.	Description	No. Used	Ref. No.	Part No.	Description	No. Used
1	94-3112	Screw	4	23	93-5705	Pin	3
2	93-5685	Crankshaft Pulley	1	24	93-5708	Screw	6
3	93-5684	Gear	1	25	93-5682	Engine Flywheel (Incl. Ref. #26)	1
4	93-5699	Spacer	1	26	93-5683	Starter Ring Gear	1
5	93-5710	Screw	2	27	93-5707	Stud	2
6	93-5687	Gasket Plate	1	28	93-5704	Screw	6
7	93-5701	Gasket	1	29	93-5686	Gasket Plate	1
8	93-5698	Oil Pump Gear	1	30	93-5706	Pin	4
9	93-5703	Key	1	31	93-5688	Half Bearing	6
10	93-5715	Connecting Rod Bolt	8	*	93-5689	Half Bearing	6
11	93-5716	Circlip	8	*	93-5690	Half Bearing	6
12		Pin - Wrist	4	32	93-5691	Half Bearing	4
13	93-5714	Set Of 3 Piston Rings	4	*	93-5692	Half Bearing	4
14		Piston	4	*	93-5693	Half Bearing	4
15	93-5712	Set Of 4 Connecting Rods (Incl. Ref. #10 & 20)	1	33	93-5694	Half Flanges	2
16	93-5713	Set Of 8 Half Bearings	1	*	93-5695	Half Flanges	2
17	93-5681	Crankshaft	1	*	93-5696	Half Flanges	2
18	74-8250	Pin	1	*	93-5697	Half Flanges	2
19	93-5702	Gasket	1	34	93-5711	Screw	3
20		Cap - Connecting Rod	4	35	94-3146	Plate Washer	1
21	93-5709	Screw	1	36	94-3145	Pulley Screw	1
22	93-5700	Plug	1				

\*Not Illustrated



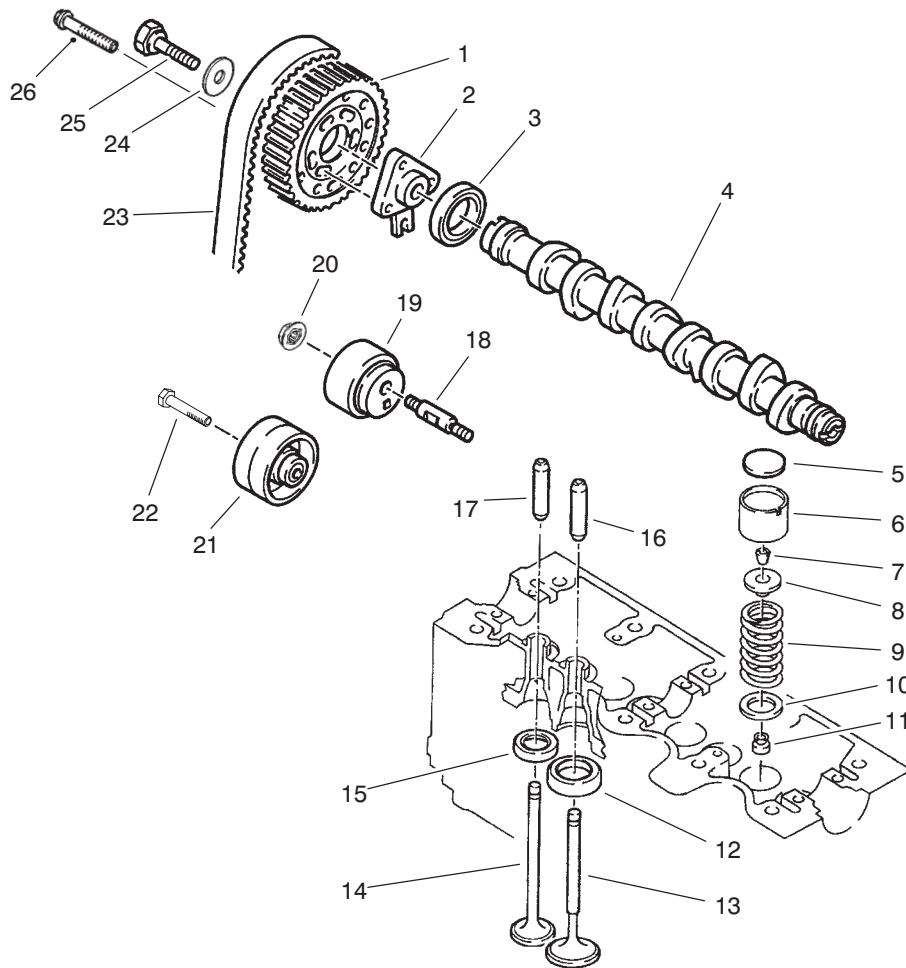
T-2280

## CAMSHAFT & VALVES ASSEMBLY

Ref. No.	Part No.	Description	No. Used
1	93-5719	Camshaft Gear	1
2	93-5723	Pulley Hub	1
3	93-5718	Camshaft Seal	1
4	93-5717	Camshaft	1
5	93-5742	Shim - Tappet (3.20 mm)	8
*	93-5743	Shim - Tappet (3.25 mm)	8
*	93-5744	Shim - Tappet (3.30 mm)	8
*	93-5745	Shim - Tappet (3.35 mm)	8
*	93-5746	Shim - Tappet (3.40 mm)	8
*	93-5747	Shim - Tappet (3.45 mm)	8
*	93-5748	Shim - Tappet (3.50 mm)	8
*	93-5749	Shim - Tappet (3.55 mm)	8
*	93-5750	Shim - Tappet (3.60 mm)	8
*	93-5751	Shim - Tappet (3.65 mm)	8
*	93-5752	Shim - Tappet (3.70 mm)	8
*	93-5753	Shim - Tappet (3.72 mm)	8
*	93-5754	Shim - Tappet (3.75 mm)	8
*	93-5755	Shim - Tappet (3.77 mm)	8
*	93-5756	Shim - Tappet (3.80 mm)	8
*	93-5757	Shim - Tappet (3.82 mm)	8
*	93-5758	Shim - Tappet (3.85 mm)	8
*	93-5759	Shim - Tappet (3.87 mm)	8
*	93-5760	Shim - Tappet (3.90 mm)	8
*	93-5761	Shim - Tappet (3.92 mm)	8
*	93-5762	Shim - Tappet (3.95 mm)	8
*	93-5763	Shim - Tappet (3.97 mm)	8

Ref. No.	Part No.	Description	No. Used
*5	93-5764	Shim - Tappet (4.00 mm)	8
*	93-5765	Shim - Tappet (4.02 mm)	8
*	93-5766	Shim - Tappet (4.05 mm)	8
*	93-5767	Shim - Tappet (4.07 mm)	8
*	93-5768	Shim - Tappet (4.10 mm)	8
*	93-5769	Shim - Tappet (4.12 mm)	8
*	93-5770	Shim - Tappet (4.15 mm)	8
*	93-5771	Shim - Tappet (4.17 mm)	8
*	93-5772	Shim - Tappet (4.20 mm)	8
*	93-5773	Shim - Tappet (4.22 mm)	8
*	93-5774	Shim - Tappet (4.25 mm)	8
*	93-5775	Shim - Tappet (4.27 mm)	8
*	93-5776	Shim - Tappet (4.30 mm)	8
*	93-5777	Shim - Tappet (4.32 mm)	8
*	93-5778	Shim - Tappet (4.35 mm)	8
*	93-5779	Shim - Tappet (4.37 mm)	8
*	93-5780	Shim - Tappet (4.40 mm)	8
*	93-5781	Shim - Tappet (4.42 mm)	8
*	93-5782	Shim - Tappet (4.45 mm)	8
*	93-5783	Shim - Tappet (4.47 mm)	8
*	93-5784	Shim - Tappet (4.50 mm)	8
*	93-5785	Shim - Tappet (4.52 mm)	8
*	93-5786	Shim - Tappet (4.55 mm)	8
*	93-5787	Shim - Tappet (4.57 mm)	8
*	93-5788	Shim - Tappet (4.60 mm)	8
*	93-5789	Shim - Tappet (4.62 mm)	8

\*Not Illustrated

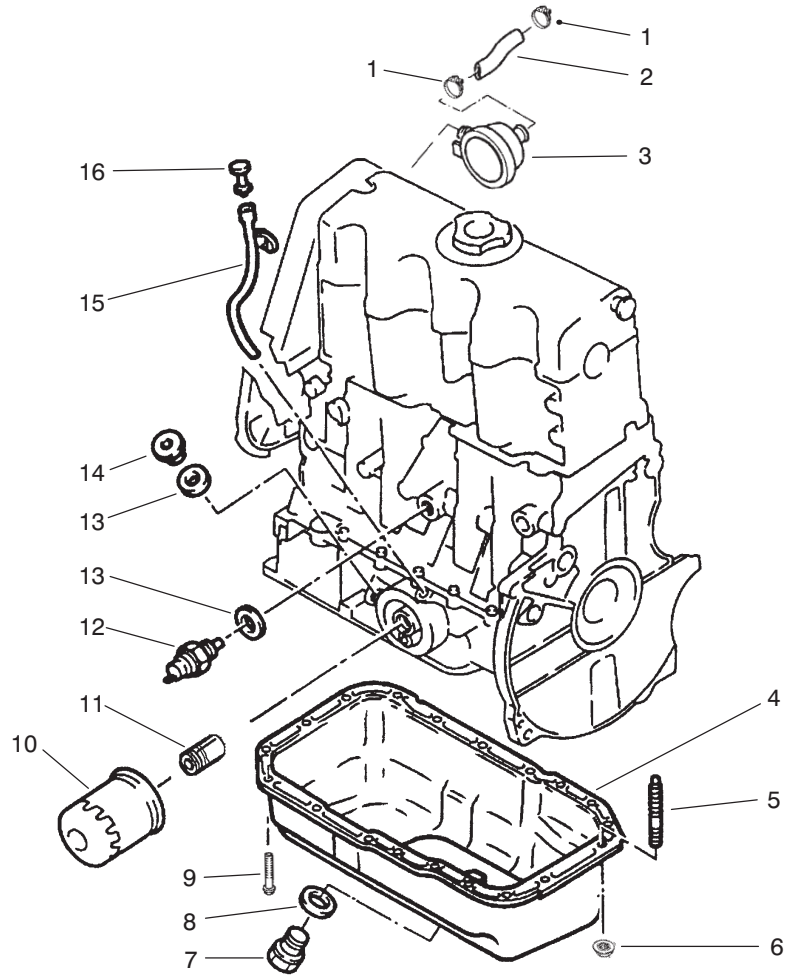


T-2280

## CAMSHAFT & VALVES ASSEMBLY (Continued)

Ref. No.	Part No.	Description	No. Used	Ref. No.	Part No.	Description	No. Used
*5	93-5790	Shim - Tappet (4.65 mm)	8	11	93-5735	Valve Seal	8
*	93-5791	Shim - Tappet (4.67 mm)	8	12	93-5739	Inlet Seat Valve	4
*	93-5792	Shim - Tappet (4.70 mm)	8	13	93-5730	Intake Valve	4
*	93-5793	Shim - Tappet (4.72 mm)	8	14	93-5731	Exhaust Valve	4
*	93-5794	Shim - Tappet (4.75 mm)	8	15	93-5740	Outlet Seat Valve	4
*	93-5795	Shim - Tappet (4.77 mm)	8	16	93-5737	Inlet Valve Guide	4
*	93-5796	Shim - Tappet (4.80 mm)	8	17	93-5738	Outlet Valve Guide	4
*	93-5797	Shim - Tappet (4.82 mm)	8	18	93-5724	Tensioner Spindle	1
*	93-5798	Shim - Tappet (4.85 mm)	8	19	93-5721	Tensioner	1
*	93-5799	Shim - Tappet (4.87 mm)	8	20	93-5729	Nut	1
*	93-5800	Shim - Tappet (4.90 mm)	8	21	93-5722	Roller	1
6	93-5736	Tappet	8	22	93-5726	Screw	1
7	93-5734	Valve Half Bush	16	23	93-5720	Cogged Belt	1
8	93-5733	Valve Spring Seat	8	24	93-5728	Plate Washer	1
9	93-5732	Valve Spring	8	25	93-5725	Pulley Screw	1
10	93-5741	Flat Washer	8	26	93-5727	Screw	3

\*Not Illustrated

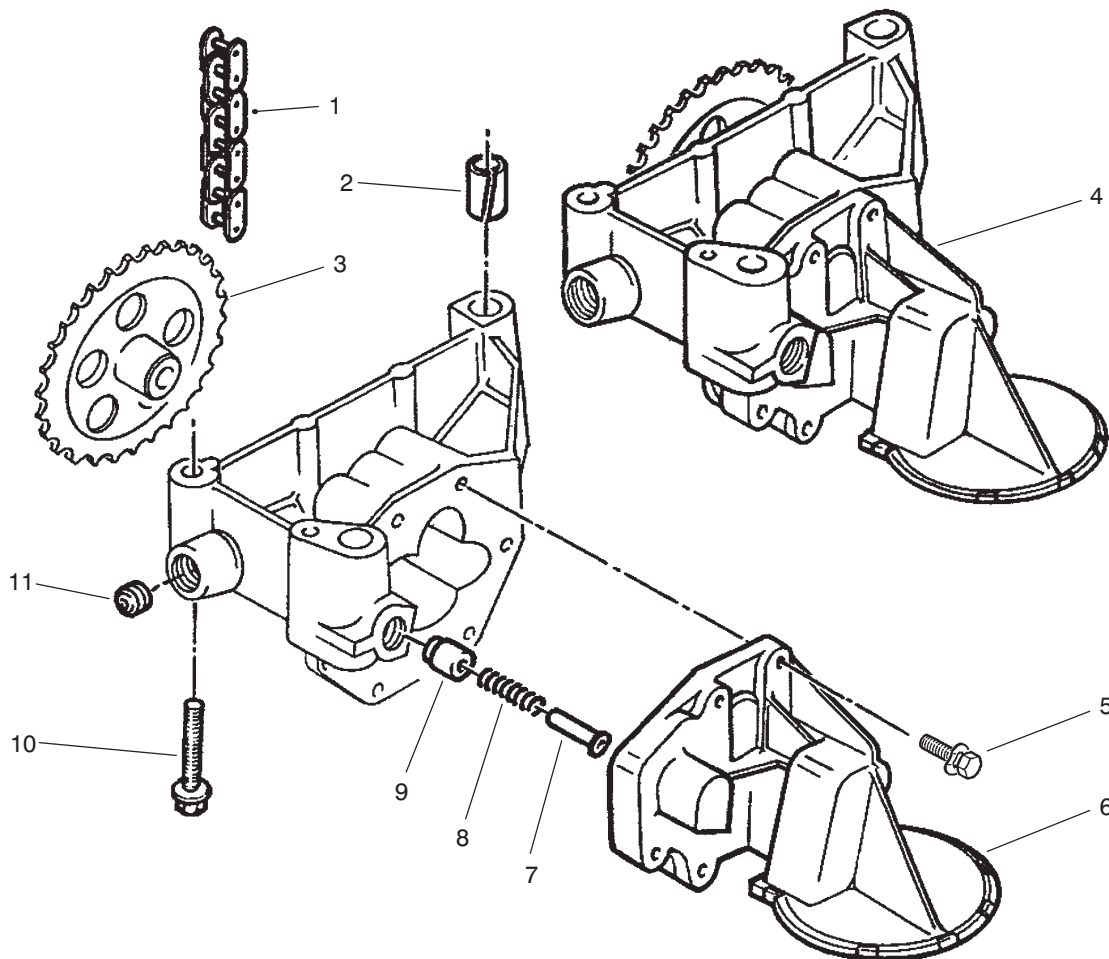


T-2281

### OIL SYSTEM ASSEMBLY

Ref. No.	Part No.	Description	No. Used
1	93-5818	Clamp	2
2	93-5817	Union	1
3	93-5816	Regulator	1
4	93-5810	Oil Sump	1
5	93-5660	Stud	3
6	93-5815	Nut	3
7	93-5813	Drain Plug	1
8	93-5814	Gasket	1
9	93-5704	Screw	16

Ref. No.	Part No.	Description	No. Used
10	93-5808	Oil Filter - 1st Build Up	1
*	74-7970	Oil Filter - Service	1
11	93-5809	Adaptor	1
12	94-3180	Pressure Switch	1
13	74-7320	Gasket	2
14	74-7310	Threaded Plug	1
15	93-5811	Dipstick Guide	1
16	93-5812	Oil Dipstick	1

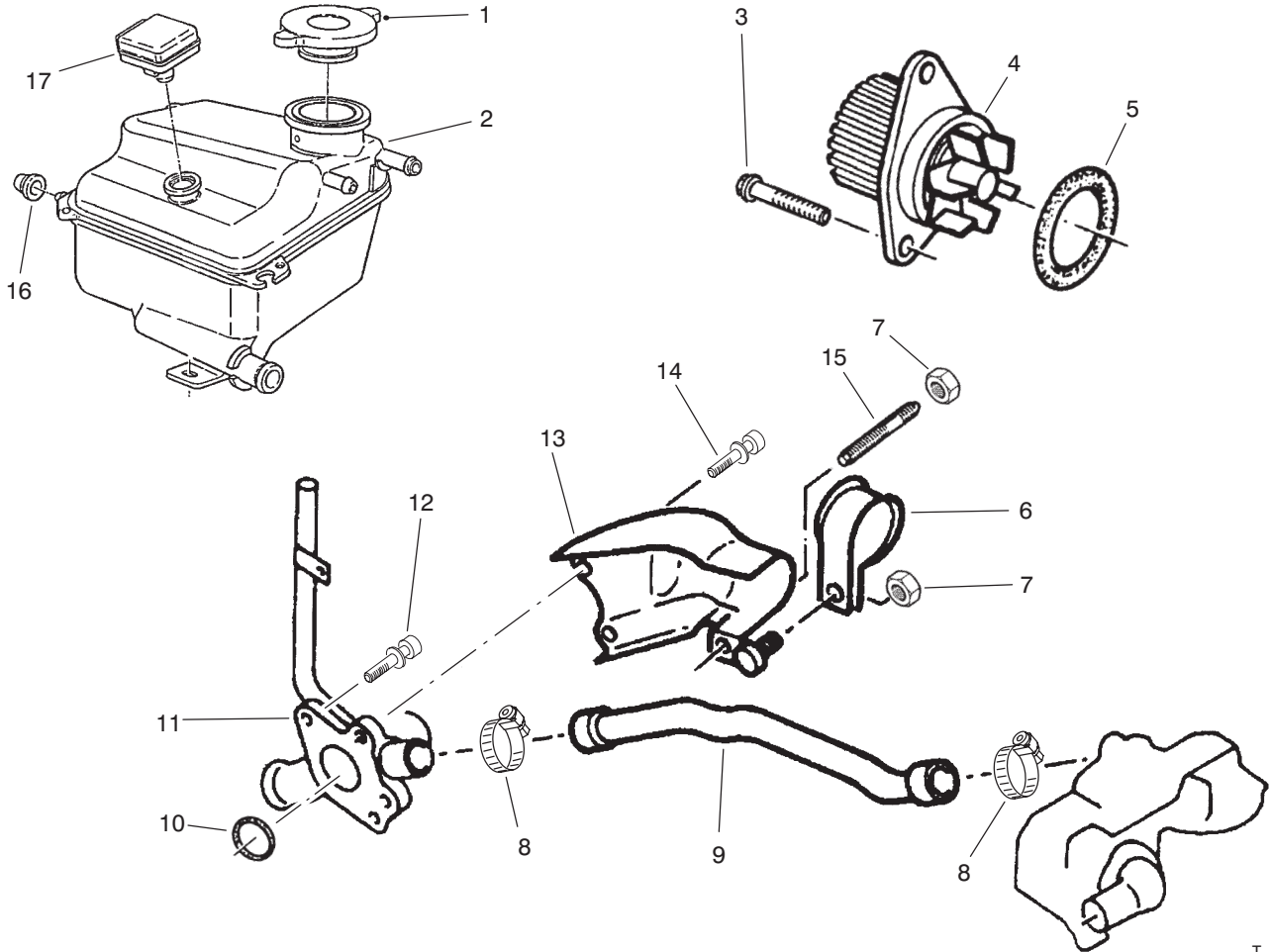


T-2282

### OIL PUMP ASSEMBLY

Ref. No.	Part No.	Description	No. Used
1	93-5804	Oil Pump Chain	1
2	93-5658	Pin	1
3		Gear - Drive	1
4	93-5801	Oil Pump (Incl. Ref. #3)	1
5	93-5807	Screw	6

Ref. No.	Part No.	Description	No. Used
6	93-5802	Strainer	1
7	93-5806	Shaft	1
8	93-5805	Spring	1
9	94-3176	Plunger	1
10	93-5803	Screw	3
11	94-3177	Plug	1

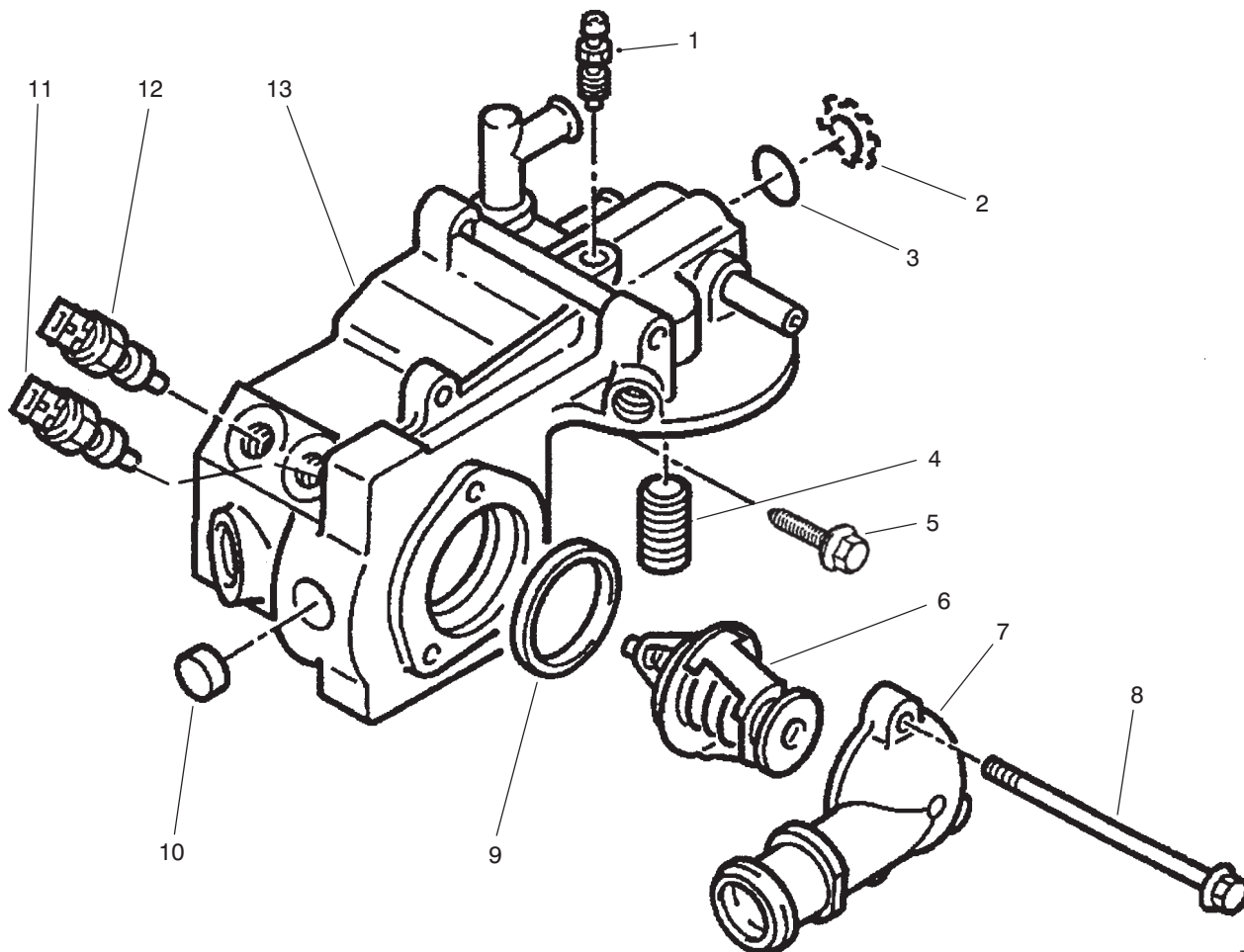


T-2283

## COOLANT SYSTEM ASSEMBLY

Ref. No.	Part No.	Description	No. Used
1	94-3269	Pressure Plug	1
2	93-5937	Degasing Box	1
3	94-3163	Screw	2
4	93-5820	Water Pump	1
5	93-5822	O-Ring	1
6	93-5826	Clip	1
7	94-3267	Nut	2
8	94-3193	Clamp	2
9	93-5824	By-pass Union	1

Ref. No.	Part No.	Description	No. Used
10	93-5821	O-Ring	1
11	93-5819	Water Inlet	1
12	93-5823	Screw	2
13	93-5825	Heat Shield	1
14	93-5827	Screw	2
15	93-5660	Stud	1
16	94-3271	Grommet	2
17	94-3270	Water Level Sensor	1



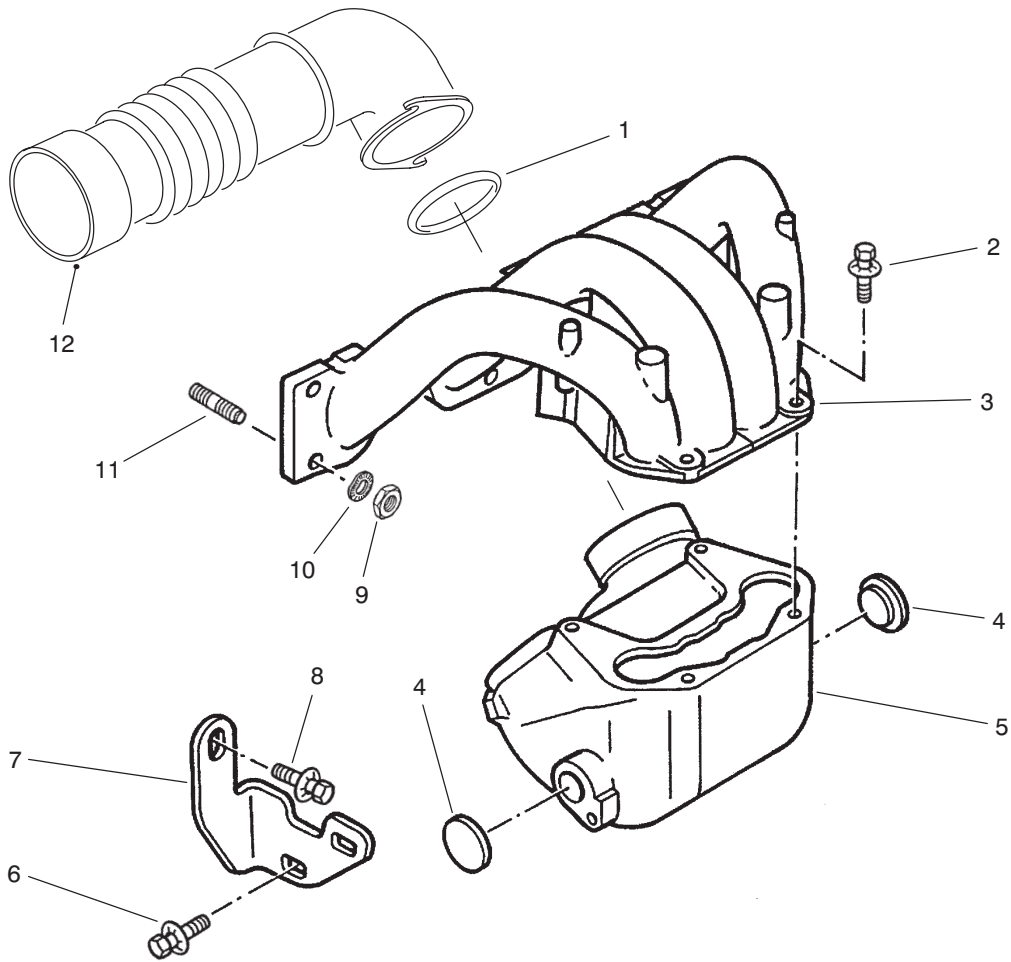
T-2284

## COOLANT OUTLET BOX ASSEMBLY

Ref. No.	Part No.	Description	No. Used
1	93-5835	Bleed Screw	1
2	93-5840	Washer	1
3	93-5838	O-Ring	2
4	93-5836	Insert	1
5	93-5807	Screw	1
6	93-5831	Thermostat	1
7	93-5830	Cover	1

Ref. No.	Part No.	Description	No. Used
8	93-5839	Screw	4
9	93-5837	Water Box Gasket	1
10	93-5833	Plug	1
*	93-5834	Plug	2
11	94-3211	Thermostatic	1
12	93-5832	Sender	1
13	93-5829	Water Outlet Box	1

\*Not Illustrated

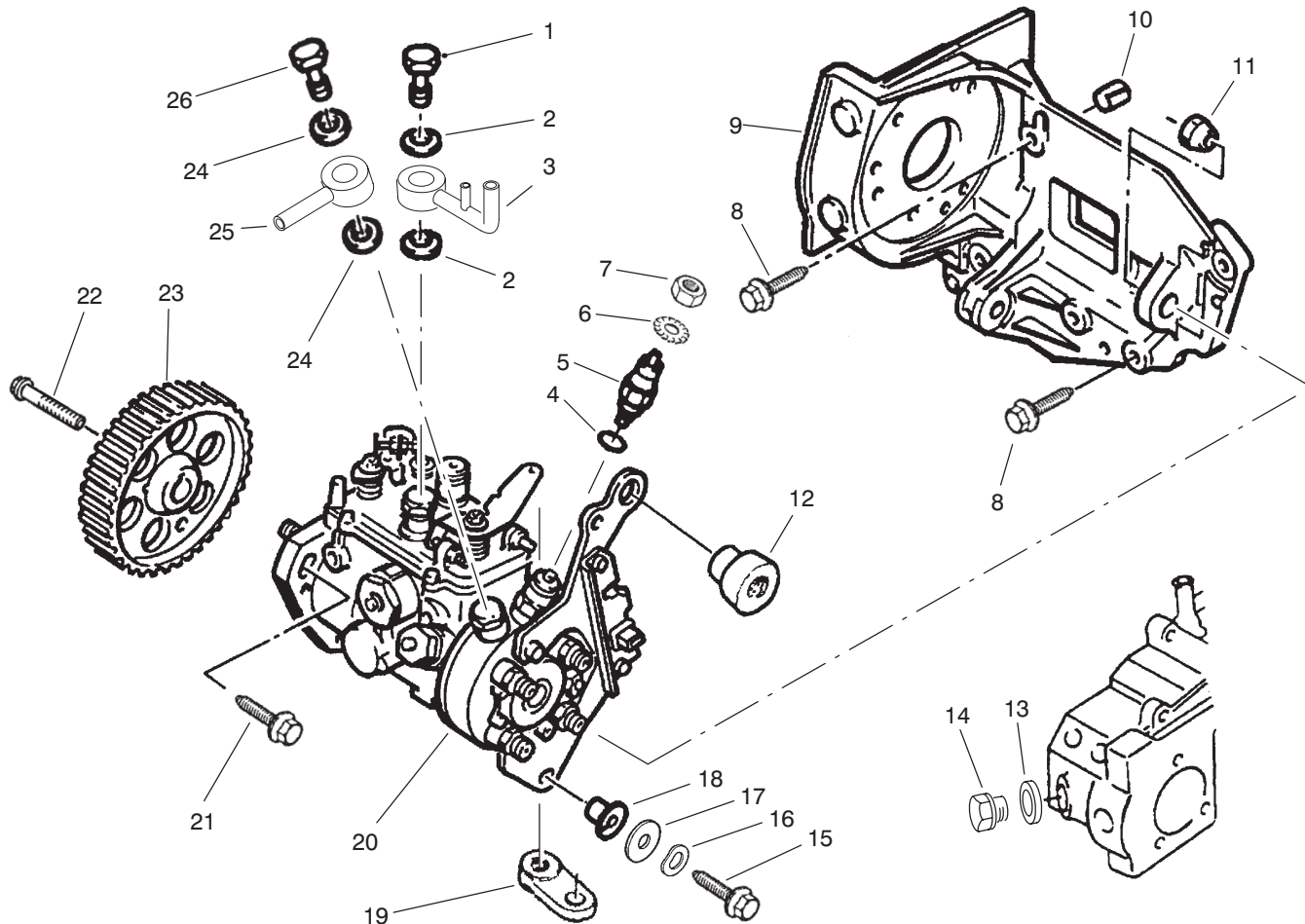


T-2285

## INTAKE MANIFOLD ASSEMBLY

Ref. No.	Part No.	Description	No. Used
1	93-5841	O-Ring	1
2	93-5747	Screw	4
3	93-5843	Intake Manifold	1
4	93-5656	Plug	2
5	93-5844	Air Divider	1
6	94-3161	Screw	2

Ref. No.	Part No.	Description	No. Used
7	93-5845	Bracket	1
8	94-3131	Screw	1
9	94-3165	Nut	7
10	94-3164	Spring Washer	7
11	93-5846	Stud	7
12	93-5841	Air Union	1



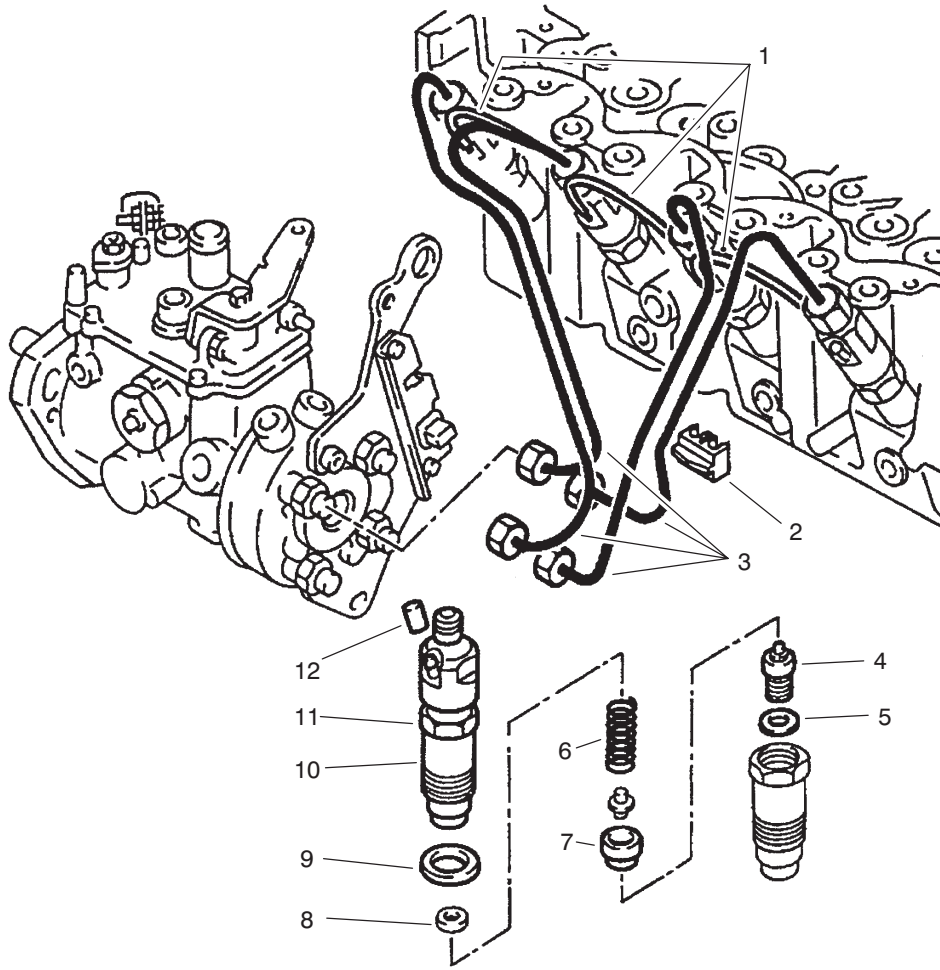
T-2286

## INJECTION PUMP ASSEMBLY

Ref. No.	Part No.	Description	No. Used
1	94-4111	Union Screw – Inlet	1
2	74-8870	Gasket	2
3	93-5858	Outlet Union	1
4	94-3274	O-Ring	1
5	93-5855	Solenoid Valve	1
6	74-8710	Washer	1
7	94-3251	Nut	1
8	93-5852	Screw	5
*	93-5853	Screw	1
9	93-5849	Injection Pump Bracket	1
10	93-5659	Pin	2
11	94-3165	Hexagonal Nut	1
12	93-5850	Grommet	1
13	94-3122	Gasket	1

Ref. No.	Part No.	Description	No. Used
14	94-3121	Plug	1
15	94-3221	Screw	1
16	94-3164	Spring Washer	1
17	93-5855	Plate Washer	1
18	74-8630	Ring	1
19	74-8650	Journal	1
20	93-5848	Injection Pump	1
21	93-5854	Screw	3
22	93-5851	Screw	3
23	93-5719	Inj. Pump Gear	1
24	74-8680	Gasket	2
25	93-5857	Inlet Union	1
26	94-3250	Union Screw – Outlet	1

\*Not Illustrated



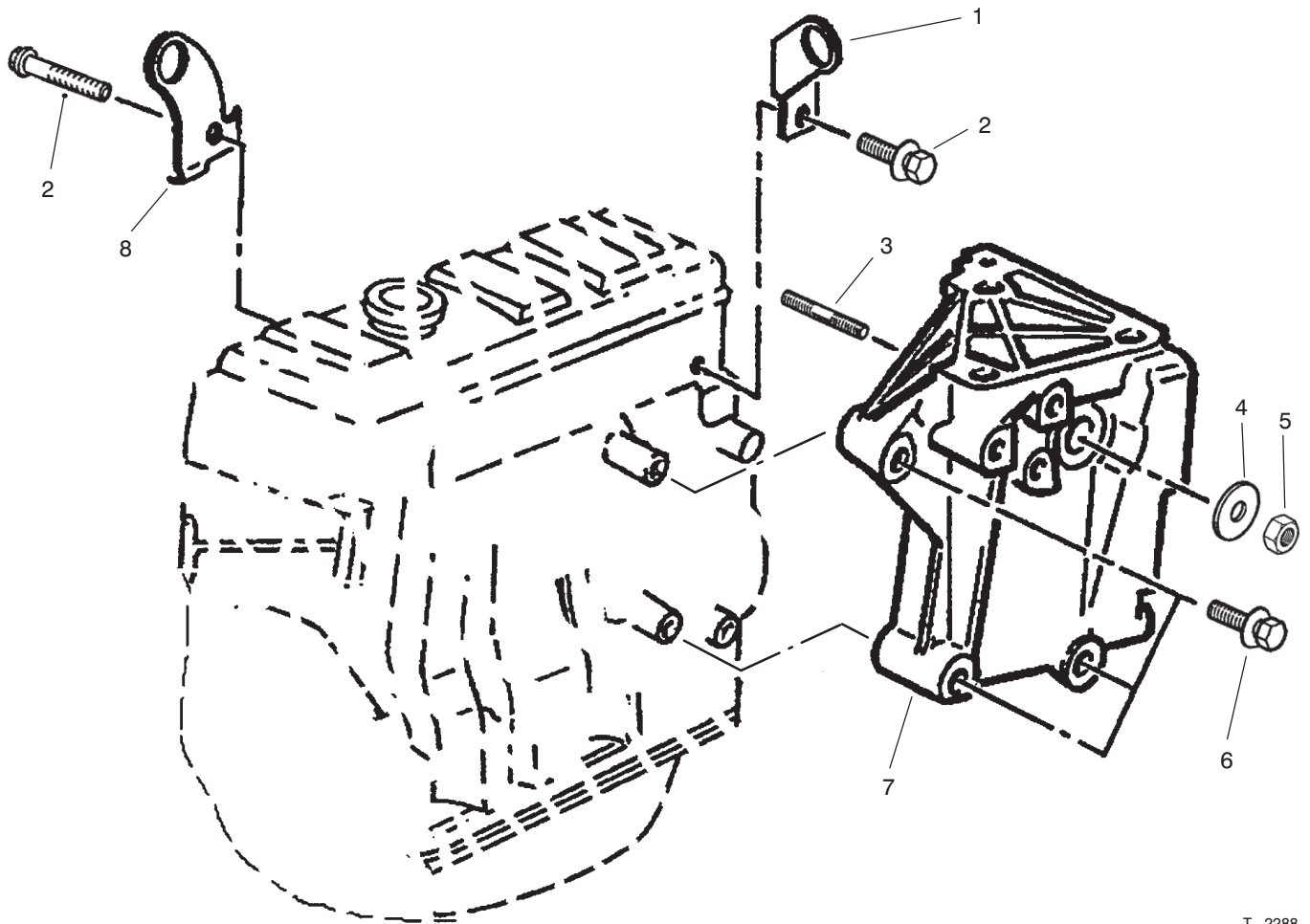
T-2287

## FUEL INJECTOR & PLUMBING ASSEMBLY

Ref. No.	Part No.	Description	No. Used
1	93-5862	Union	3
*	93-5863	Union	1
2	94-3231	Bracket	4
3	93-5861	Pipes Harness	1
4	93-5860	Injector	4
5	93-5867	Injector Gasket	4
6	93-5864	Spring	4
7	93-5865	Spacer	4
8	93-5869	Shim (.680 mm)	1
*	93-5870	Shim (.720 mm)	1
*	93-5871	Shim (.760 mm)	1
*	93-5872	Shim (.800 mm)	1
*	93-5873	Shim (.840 mm)	1
*	93-5874	Shim (.880 mm)	1
*	93-5875	Shim (.920 mm)	1
*	93-5876	Shim (.960 mm)	1
*	93-5877	Shim (1.000 mm)	1
*	93-5878	Shim (1.035 mm)	3

Ref. No.	Part No.	Description	No. Used
*8	93-5879	Shim (1.065 mm)	1
*	93-5880	Shim (1.095 mm)	1
*	93-5881	Shim (1.125 mm)	1
*	93-5882	Shim (1.155 mm)	1
*	93-5883	Shim (1.185 mm)	1
*	93-5884	Shim (1.215 mm)	1
*	93-5885	Shim (1.245 mm)	1
*	93-5886	Shim (1.280 mm)	1
*	93-5887	Shim (1.320 mm)	1
*	93-5888	Shim (1.400 mm)	1
*	93-5889	Shim (1.480 mm)	1
*	93-5890	Shim (1.560 mm)	1
*	93-5891	Shim (1.640 mm)	1
9	93-5866	Injector Gasket	4
10	93-5868	Injector + Injector Holder	4
11	93-5859	Injector Holder	4
12	74-8770	Plug	1

\*Not Illustrated

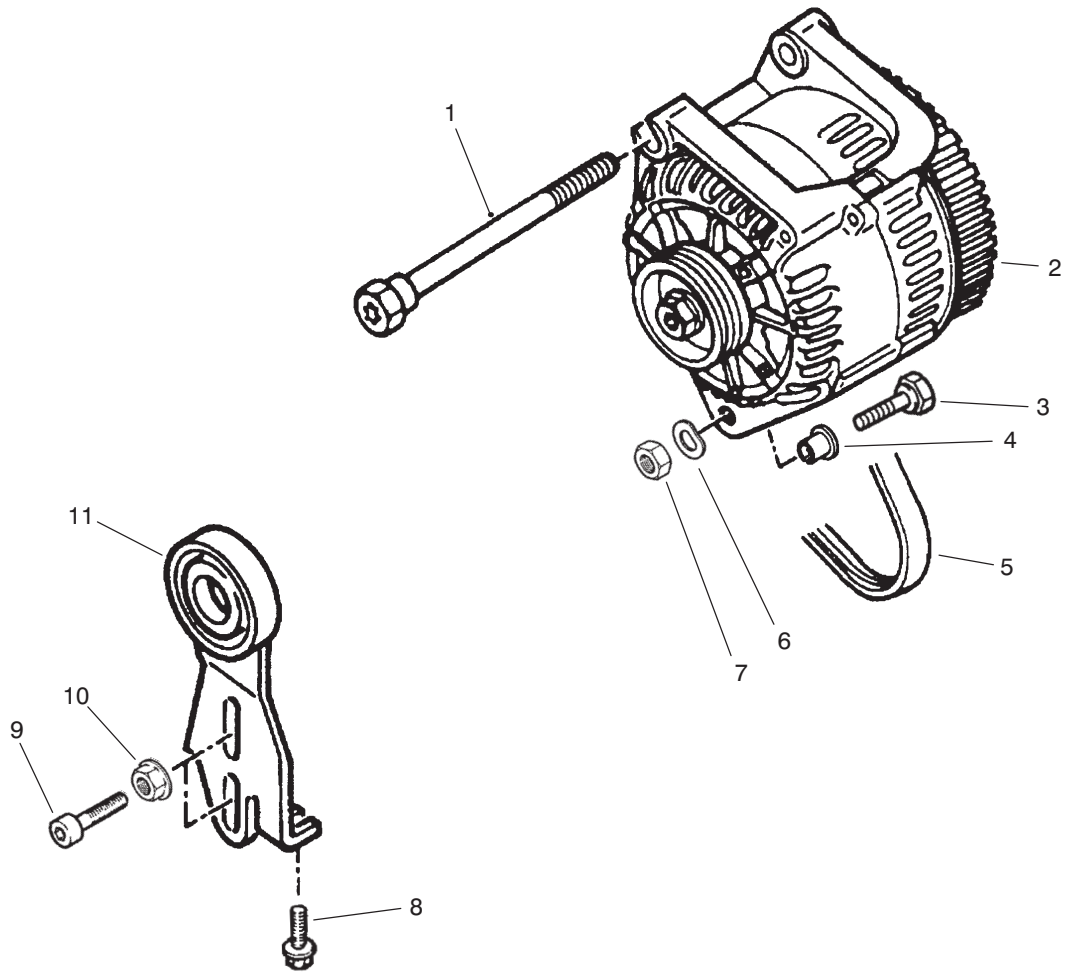


T-2288

## ENGINE MOUNT ASSEMBLY

Ref. No.	Part No.	Description	No. Used
1	93-5901	Lifting Bracket	1
2	93-5906	Screw	4
3	93-5905	Stud	1
4	93-5904	Plate Washer	1

Ref. No.	Part No.	Description	No. Used
5	93-5903	Hexagonal Nut	1
6	93-5902	Screw	3
7	93-5899	Right Hand Engine Mount	1
8	94-3135	Lifting Bracket	1

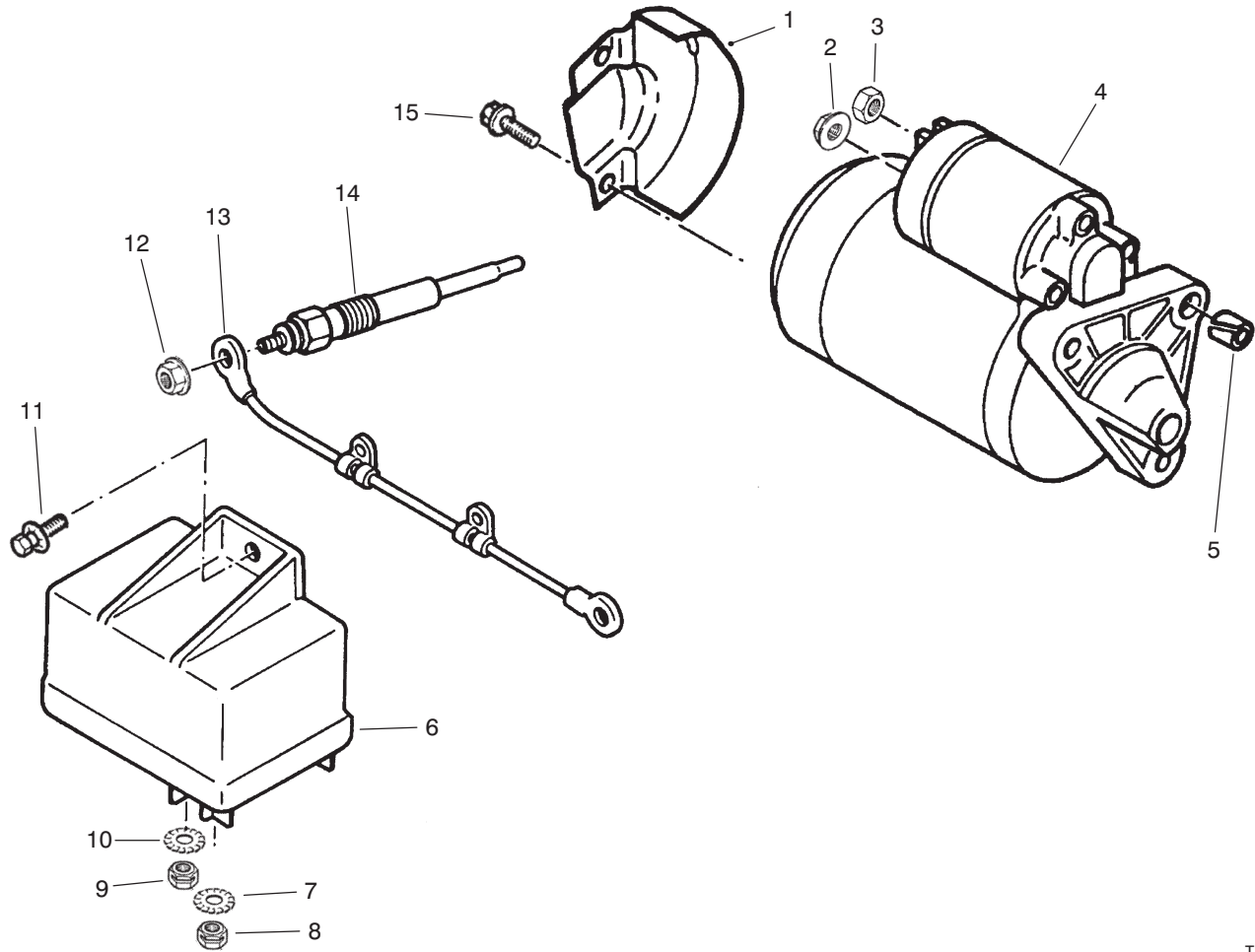


T-2289

## ALTERNATOR ASSEMBLY

Ref. No.	Part No.	Description	No. Used
1	93-5908	Screw	1
2	93-5907	Alternator	1
3	94-3221	Screw	1
4	93-5909	Ring	1
5	93-5912	Belt	1
6	94-3257	Washer	3

Ref. No.	Part No.	Description	No. Used
7	77-3320	Hexagonal Nut	1
8	93-5911	Screw	1
9	77-3290	Screw	2
10	93-5914	Washer	2
11	93-5910	Tensioner	1

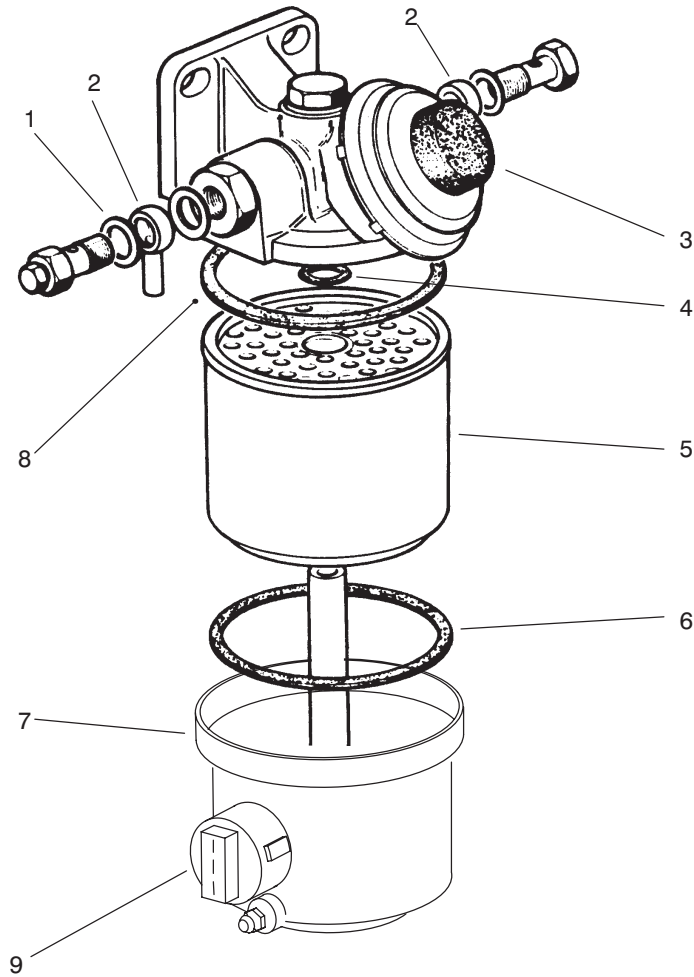


T-2290

## STARTER & GLOW PLUGS ASSEMBLY

Ref. No.	Part No.	Description	No. Used
1	93-5916	Heat Shield	1
2	94-3261	Nut	1
3	93-5920	Nut	1
4	93-5915	Starter	1
5	93-5917	Pin	1
6	93-5923	Preheating Unit	1
7	76-5310	Washer	1
8	94-3267	Nut	1

Ref. No.	Part No.	Description	No. Used
9	94-3251	Nut	1
10	74-8710	Washer	1
11		Screw	1
12	93-5924	Nut	4
13	93-5922	Cable	1
14	93-5921	Glow Plug	4
15	93-5919	Screw	2



T-0966A

### FUEL FILTER ASSEMBLY

Ref. No.	Part No.	Description	No. Used
1	76-5180	Washer - Copper	4
2	76-5190	Fitting - Adjustable	2
3	76-5300	Assembly - Filter, Fuel (Incl. Ref. #7 & 9)	1
4		O-Ring	1
5	76-5220	Element - Filter (Incl. Ref. #4, 6 & 8)	1

Ref. No.	Part No.	Description	No. Used
6		Seal - Gasket	1
7		Cap - Filter, Fuel	1
8		Seal - Gasket	1
9	94-3272	Sensor - Water	1

# TORO PART NUMBER INDEX

3317-919 Rev.A

Part No.	Description	Pg. Ref. No. No. Qty.	Part No.	Description	Pg. Ref. No. No. Qty.
111332	Switch – Interlock	16 44 2	74-8770	Plug	46 12 1
116397	Relay	15 4 7	74-8870	Gasket	45 2 2
117433	Rivet – Pop	15 16 2	75-0400	Plate – Thrust	8 48 1
117433	Rivet – Pop	25 9 22	75-0470	Kit – Block, Cylinder	9 55 1
3-6498	Washer – Thrust	14 19 2	75-0520	Bearing	11 33 1
10-6830	Stud – Drive	26 34 10	75-2080	Kit – Seal	33 * 1
18-2080	Hose	24 35 1	76-5180	Washer – Copper	50 1 4
18-2770	Cable – Ground	1 22 1	76-5190	Fitting – Adjustable	50 2 2
21-2820	Assembly – Hub	26 33 2	76-5220	Element – Filter	50 5 1
21-8360	Nut – Lock	7 20 4	76-5300	Assembly – Filter, Fuel	50 3 1
23-2270	Bushing – Rubber	6 9 1	76-5310	Washer	49 7 1
25-2510	Washer	10 7 1	76-5320	Sensor – Water	50 9 1
25-3210	Seal	10 6 1	76-5690	Pin (Dowel-Ring)	35 4 4
27-2360	Switch – Ignition	16 7 1	76-9060	Gauge – Temperature	16 16 1
27-7570	Pad – Left Turn	14 14 1	77-3100	Decal – Caution	24 5 3
27-7580	Pad – Right Turn	14 12 1	77-3290	Screw	48 9 2
28-0570	Spring – Compression	3 28 1	77-3320	Hexagonal Nut	48 7 1
28-3570	O-Ring	8 17 1	77-3620	Retainer – Cover	1 29 2
28-3620	Pin	9 58 4	82-5730	End – Tie Rod	27 17 1
28-3650	Bearing	8 31 1	82-5740	Nut – Jam	27 18 1
36-7290	Bearing	22 12 1	83-1040	Washer – Rebound	1 14 2
37-2690	Capacitor	15 7 2	83-9150	Decal – Starting Fluid	24 11 1
43-4031	Cable – Positive	1 21 1	84-0310	Bearing	8 38 1
43-6280	Button – Push	16 18 1	85-4730	Decal – Hydraulic Oil Only	2 35 1
43-6420	Bezel – Switch	16 19 1	86-2990	Mount – Cable, Throttle	22 44 2
46-6560	Bushing	1 1 2	87-5100	Washer – Snubbing	22 3 4
48-1800	Kit – Block, Cylinder	9 54 1	88-3590	Nut – Lock	27 13 1
56-7973	Clamp – Tube	32 36 10	88-9190	Kit – Solenoid Coil	33 12 2
62-2170	Washer – Thrust	26 37 2	92-3188	Board – Diode	15 * 2
62-7650	Gasket	1 7 1	92-5072	Rod – End, Ball Joint	26 41 1
62-7770	Key – Ignition	16 10 1	92-5703	Piston	27 11 1
63-5400	Exchanger – Heat	24 14 1	92-5705	Cap – Threaded	27 2 1
66-2920	Washer – Nylon	16 38 2	92-5706	Head – Cap, Threaded	27 3 1
66-2940	Gauge – Fuel	16 25 1	92-5707	Kit – Seal	27 * 1
66-2950	Gauge – Hourmeter	16 22 1	92-5708	Screw – Set, Socket Hd.	27 19 1
66-3050	Strip – Magnetic	15 21 2	92-5772	Decal – Footrest, RH	3 31 1
67-1300	Decal – Tower	4 2 1	92-6280	Assembly – Seat	18 * 1
67-1710	Decal – Caution	15 25 1	92-6282	Switch – Seat	18 16 1
67-8030	Plug	12 18 2	92-6315	Cartridge – NC, Poppet	33 10 1
69-3170	Ring – Retaining	11 11 3	92-6533	Kit – Cushion, Replacement	18 2 1
69-3450	Pin	10 31 2	92-6534	Shell	18 4 1
69-3740	Spring – Conical	13 20 2	92-9267	Sender – Fuel	1 8 1
69-4240	Kit – Seal	33 * 1	93-0307	Nut – Retainer, Lock	26 26 2
69-6470	Bushing	26 16 6	93-0309	Washer – Tab	26 24 2
69-8940	Washer	32 43 4	93-3094	Plug – Cap	3 18 4
69-8970	Spacer	32 41 2	93-3102	Cap – Diesel Fuel	1 10 1
71-4740	Rod – End	26 4 2	93-4510	Bushing – Castor	26 14 2
71-4760	Seal	26 3 2	93-4574	Arm – Lift, RH	20 * 1
72-9390	Belt – Seat	18 5 1	93-4586	Spacer – Cylinder	20 7 2
72-9760	Switch – Override	16 24 1	93-4587	Spacer – Pivot	20 19 2
74-0720	Tube – Manual	18 12 1	93-4630	Pin	20 9 2
74-2310	Clamp – Plastic	15 6 2	93-4639	Bushing	20 6 6
74-5560	Tire	26 28 2	93-4640	Cylinder – Hydraulic	20 5 2
74-7310	Drain Plug	40 7 1	93-4640	Cylinder – Hydraulic	32 18 2
74-7320	Gasket	40 8 1	93-4665	Bushing – Flange	20 2 4
74-7570	Lifting Bracket	47 8 1	93-4666	Arm – Lift, LH	20 1 1
74-7790	Screw	35 14 1	93-4849	Bearing – Pillow Block	14 24 5
74-7840	Plug	35 1 7	93-5023	Spacer	19 9 4
74-7840	Plug	36 6 2	93-5034	Shroud – Radiator	24 23 1
74-7970	Oil Filter – Service	40 * 1	93-5036	Plate – Axle	7 24 2
74-8080	Plate Washer	37 35 1	93-5040	Tank – Fuel	1 16 1
74-8250	Pin	37 18 1	93-5041	Asm. – Drive Shaft, Engine	34 * 1
74-8650	Journal	45 19 1	93-5042	Asm. – Drive Shaft	34 * 1
74-8680	Gasket	45 24 2	93-5043	Plate – Adapter, Engine	34 9 1
74-8710	Washer	45 6 1	93-5044	Roll Over Protection System	29 2 1
74-8710	Washer	49 10 1	93-5049	Pipe – Exhaust	22 35 1

\*Not Illustrated

# TORO PART NUMBER INDEX (Cont.)

Part No.	Description	Pg. No.	Ref. No.	Qty.	Part No.	Description	Pg. No.	Ref. No.	Qty.
93-5053	Fitting - Hose, Radiator	24	31	1	93-5255	Strip - Foam	3	32	1
93-5054	Fitting - Restriction	24	26	1	93-5262	Spring - Extension	14	9	2
93-5055	Plate - Engine, Front	22	1	1	93-5262	Spring - Extension	4	22	1
93-5059	Mount - Engine, RH	22	6	1	93-5265	Mount - Engine	22	4	4
93-5062	Mount - Engine, LH	22	27	1	93-5268	Nut - Lug	7	18	10
93-5082	Asm. - Shroud, Center	29	1	1	93-5270	Switch - Toggle	16	6	1
93-5083	Hose - Air Cleaner	29	7	1	93-5273	Strap - Felt	2	36	1
93-5084	Hose - Air Cleaner	22	10	1	93-5276	Pawl - Brake	4	24	1
93-5084	Hose - Air Cleaner	29	12	1	93-5280	Arm - Brake, LH	14	23	1
93-5086	Assembly - Hood	25	13	1	93-5284	Arm - Brake, RH	14	31	1
93-5093	Pivot - Hood	25	17	2	93-5306	Bracket - Transaxle	7	28	1
93-5096	Bracket - Degasser	23	16	1	93-5307	Mount - ISO	3	21	4
93-5100	Support - Upper, Radiator	24	10	1	93-5308	Washer - ISO Mount	3	20	4
93-5103	Support - Lower, Radiator	24	18	1	93-5309	Rod - Brake, Parking	4	21	1
93-5104	Support - RH, Radiator	24	12	1	93-5310	Cover - Tubes	3	2	1
93-5105	Support - LH, Radiator	24	20	1	93-5312	Knob	4	11	1
93-5106	Tube - Cooler, Oil	24	17	2	93-5313	Bushing - Nylon	14	17	4
93-5107	Fitting - Adapter	24	15	2	93-5326	Bellcrank	14	8	2
93-5108	Grommet - Rubber	24	8	6	93-5333	Rod - Control	14	1	2
93-5108	Grommet - Rubber	32	54	1	93-5334	Strip - Foam, Seat	3	12	2
93-5109	Spacer	24	7	6	93-5335	Strip - Foam, Seat	3	13	2
93-5109	Spacer	32	56	1	93-5338	Rod - Prop	3	7	1
93-5111	Air Cleaner	29	9	1	93-5340	Base - Seat	3	5	1
93-5113	Hanger - Rubber	19	8	2	93-5343	Pin - Clevis	3	4	2
93-5114	Fan	22	19	1	93-5346	Assembly - Hose	32	6	1
93-5115	Manifold	32	10	1	93-5347	Abrasive - Pedal	6	15	1
93-5116	Bracket - Battery	2	33	1	93-5348	Abrasive - Floor	3	15	1
93-5117	Rod - Threaded	1	27	1	93-5349	Abrasive - Floor	3	26	1
93-5118	Rod - Battery	1	23	1	93-5350	Cable - Throttle	16	33	1
93-5119	Fitting	1	4	1	93-5353	Assembly - Hose	32	29	2
93-5120	Cover - Battery	1	28	1	93-5355	Assembly - Hose	32	23	1
93-5121	Axle - Rear	26	46	1	93-5356	Assembly - Hose	32	25	1
93-5129	Bracket - Pedal	6	22	1	93-5357	Hose	32	20	1
93-5133	Pedal - Traction	6	17	1	93-5358	Hose	32	5	2
93-5137	Lever - Traction	6	2	1	93-5360	Assembly - Hose	32	4	1
93-5140	Pivot - Axle	26	13	1	93-5361	Assembly - Hose	32	13	1
93-5142	Pin - Axle, Pivot	26	10	1	93-5363	Latch	3	10	1
93-5157	Bar	29	15	2	93-5366	Shaft - Latch	3	9	1
93-5158	Spindle - RH	26	2	1	93-5367	Spring - Torsion	3	11	1
93-5165	Steering Control Unit	4	26	1	93-5368	Abrasive - Pedal	6	16	1
93-5165	Steering Control Unit	32	50	1	93-5369	Console	15	1	1
93-5166	Bracket - Fan	23	13	1	93-5373	Lever - Throttle	16	37	1
93-5166	Bracket - Fan	22	22	1	93-5376	Plate - Control	16	21	1
93-5168	Asm. - Tie Rod	26	15	1	93-5381	Bracket	8	43	1
93-5169	Asm. - Clamp & Tube	26	48	1	93-5383	Lever	7	3	1
93-5171	Bracket - Counter Balance	8	21	1	93-5384	Spacer	1	15	2
93-5173	Tube - Control	6	5	1	93-5385	Assembly - Hose	32	63	1
93-5175	Lever	6	11	1	93-5386	Assembly - Hose	32	21	1
93-5187	Hub - Fan	22	15	1	93-5389	Asm. - Engine, Peugeot	22	11	1
93-5190	Hub - Fan	22	16	1	93-5392	O-Ring	24	29	1
93-5191	Pulley - Fan	22	21	1	93-5398	Screw - HH	34	20	6
93-5192	Pulley - Crank	22	25	1	93-5399	Console - LH	15	28	1
93-5194	Pulley - Idler	23	10	1	93-5403	Cover - Console	15	19	1
93-5196	Spacer - Crank	22	26	1	93-5413	Strip - Foam	15	26	2
93-5197	Spacer - Idler	23	9	1	93-5414	Strip - Foam	15	27	2
93-5198	V-Belt	22	17	1	93-5418	Cable - Battery, Negative	1	24	1
93-5204	Spacer	4	5	2	93-5420	Screw - Cap	29	13	8
93-5205	Column - Steering	4	8	1	93-5422	Decal - Hood	25	12	2
93-5208	Rod - Tilt	4	28	1	93-5424	Decal - Tower	4	7	1
93-5212	Wheel - Steering	4	13	1	93-5425	Decal - Control	16	17	1
93-5215	Strap	2	38	1	93-5427	Spacer - Intake	29	11	1
93-5229	Screen - Rear	25	6	1	93-5428	Asm. - Shaft, Steering	4	19	1
93-5250	Seal - Bulb, Side	25	4	2	93-5429	Collar - Foam	4	16	1
93-5251	Seal - Bulb, Top	25	5	1	93-5431	Tire	7	16	2
93-5253	Strip - Foam, Hood	29	3	1	93-5434	Bracket - Switch	20	17	1
93-5254	Strip - Foam, Rear	25	15	1	93-5438	Rotor - Brake	7	21	2

\*Not Illustrated

# TORO PART NUMBER INDEX (Cont.)

Part No.	Description	Pg. Ref. No. No. Qty.	Part No.	Description	Pg. Ref. No. No. Qty.
93-5439	Seal - Steering	4 17 1	93-5570	Handle - Latch	25 2 1
93-5440	Bumper	19 3 1	93-5571	Tube - Hydraulic	32 31 1
93-5446	Cap - Vinyl	4 20 1	93-5572	Tube - Hydraulic	32 32 1
93-5447	Nut - Clinch	4 6 12	93-5573	Tube - Hydraulic	32 51 1
93-5447	Nut - Clinch	3 16 12	93-5574	Tube - Hydraulic	32 47 1
93-5447	Nut - Clinch	15 24 8	93-5575	Tube - Hydraulic	32 49 1
93-5449	Nut - Clinch	3 17 9	93-5576	Tube - Hydraulic	32 48 1
93-5450	Nut - Clinch	19 7 1	93-5577	Tube - Hydraulic	32 52 1
93-5450	Nut - Clinch	25 16 4	93-5578	Tube - Hydraulic	32 1 1
93-5450	Nut - Clinch	1 19 7	93-5587	Bracket - Bulkhead	32 40 1
93-5453	Stand - Pipe	1 11 1	93-5589	Hose	32 55 1
93-5455	Pedal - LH	14 15 1	93-5590	Nut	4 14 1
93-5456	Pedal - RH	14 11 1	93-5594	Guard - Muffler	19 10 1
93-5473	Lever - Brake, LH	14 25 1	93-5595	Hose - Radiator, Upper	24 1 1
93-5474	Lever - Brake, RH	14 33 1	93-5596	Hose - Radiator, Lower	22 5 1
93-5475	Latch - Brake	14 30 1	93-5596	Hose - Radiator, Lower	24 32 1
93-5476	Switch	16 36 1	93-5597	Hose - Radiator	24 30 1
93-5478	Cluster - Warning Light	16 15 1	93-5599	Bracket - Seat, RH	18 8 1
93-5481	Cluster - Warning Light	16 14 1	93-5600	Bracket - Seat, LH	18 9 1
93-5482	Hose - Fuel	29 5 2	93-5605	Rod	3 30 1
93-5483	Hose - Fuel	1 2 1	93-5607	Nut - Lock	21 2 1
93-5484	Hose - Fuel	29 6 1	93-5608	Assembly - Piston	21 4 1
93-5484	Hose - Fuel	1 12 1	93-5609	Assembly - Tube	21 1 1
93-5485	Hose - Fuel	1 6 1	93-5610	Assembly - Rod	21 7 1
93-5485	Hose - Fuel	22 8 1	93-5611	Assembly - Head	21 11 1
93-5486	Hub	6 8 1	93-5612	Ring - Retaining	21 13 1
93-5488	Post - Hub	6 10 1	93-5613	Spacer	21 14 1
93-5493	Kit - Repair, Seal	21 * 1	93-5614	Ring - Retaining	21 15 1
93-5496	Spindle - LH	26 35 1	93-5621	Decal - Warning	15 18 1
93-5502	Cylinder - Steering	32 26 1	93-5622	Decal - Warning	15 18 1
93-5502	Cylinder - Steering	26 39 1	93-5625	Decal - Service	15 20 1
93-5503	Pin - Spindle, Pivot	26 38 2	93-5627	Platform	3 1 1
93-5504	Lever	23 12 1	93-5628	Frame	1 18 1
93-5507	Abrasive - Platform	3 25 1	93-5629	Cover - Tower	4 12 1
93-5509	Spring - Torsion	16 49 1	93-5633	Housing - Tower	4 1 1
93-5510	Bracket	16 45 1	93-5637	Strip - Foam	15 30 2
93-5512	Spacer	16 48 1	93-5638	Cover - Tube	29 21 2
93-5515	Lever	16 50 1	93-5650	Engine - Stripped	35 * 1
93-5517	Wire Harness	16 * 1	93-5651	Cylinder Block Assembly	35 3 1
93-5518	Wire Harness	16 20 1	93-5652	Engine Gasket Set	35 16 1
93-5527	Panel - Access	15 14 1	93-5653	Plug Seal	35 10 2
93-5528	Fitting - Drain Cock	24 33 1	93-5654	Plug Seal	35 15 1
93-5536	Hose - Degasser	23 18 1	93-5656	Plug	44 4 2
93-5537	Hose	24 28 1	93-5656	Plug	35 8 1
93-5538	Hose	24 3 1	93-5657	Screw	35 12 10
93-5539	Hose	23 1 1	93-5658	Pin	41 2 1
93-5547	Bushing - Nylon	16 2 2	93-5658	Pin (Dowel)	35 13 1
93-5548	Rim	7 19 2	93-5659	Pin	45 10 2
93-5551	Clevis	14 29 2	93-5659	Pin (Dowel-Ring)	35 2 2
93-5552	Clevis	14 6 2	93-5660	Stud	40 5 3
93-5554	Hinge - Cover	15 23 1	93-5660	Stud	35 11 3
93-5555	Rod	27 6 1	93-5660	Stud	42 15 1
93-5556	Screw - Knurled	15 13 2	93-5661	Cylinder Head	36 13 1
93-5557	Retainer - Nylon	15 15 2	93-5662	Cover	36 10 1
93-5558	Nut - Clip On	15 12 2	93-5664	Cylinder Head Gasket Set	36 * 1
93-5559	Yoke - Flange	34 8 1	93-5665	Gasket	36 11 1
93-5560	Yoke & Clamp	34 18 1	93-5666	Gasket	36 * 1
93-5560	Yoke - Clamp	34 12 2	93-5668	Asm. - Oil Cap Filler	36 7 1
93-5561	Kit - Cross & Bearing	34 2 2	93-5669	Gasket	36 3 8
93-5561	Kit - Cross & Bearing	34 16 2	93-5669	Plug	36 14 4
93-5562	Yoke & Shaft	34 5 1	93-5670	Filter Element	36 19 1
93-5563	Yoke - Slip	34 3 1	93-5672	Screw	36 2 4
93-5564	Yoke & Shaft	34 15 1	93-5673	Screw	36 9 4
93-5565	Yoke & Sleeve	34 14 1	93-5674	Nut	36 4 6
93-5566	Arm - Latch	25 19 1	93-5676	Upper Cover	36 1 1
93-5568	Arm - Lock	14 22 1	93-5677	Lower Cover	36 23 1

\*Not Illustrated

# TORO PART NUMBER INDEX (Cont.)

Part No.	Description	Pg. No.	Ref. No.	Qty.	Part No.	Description	Pg. No.	Ref. No.	Qty.
93-5678	Screw	36	24	5	93-5742	Shim - Tappet (3.20 mm)	38	5	8
93-5679	Screw	36	33	1	93-5743	Shim - Tappet (3.25 mm)	38	*	8
93-5680	Screw	36	32	1	93-5744	Shim - Tappet (3.30 mm)	38	*	8
93-5681	Crankshaft	37	17	1	93-5745	Shim - Tappet (3.35 mm)	38	*	8
93-5682	Engine Flywheel	37	25	1	93-5746	Shim - Tappet (3.40 mm)	38	*	8
93-5683	Starter Ring Gear	37	26	1	93-5747	Shim - Tappet (3.45 mm)	38	*	8
93-5684	Gear	37	3	1	93-5748	Shim - Tappet (3.50 mm)	38	*	8
93-5685	Crankshaft Pulley	37	2	1	93-5749	Shim - Tappet (3.55 mm)	38	*	8
93-5686	Gasket Plate	37	29	1	93-5750	Shim - Tappet (3.60 mm)	38	*	8
93-5687	Gasket Plate	37	6	1	93-5751	Shim - Tappet (3.65 mm)	38	*	8
93-5688	Half Bearing	37	31	6	93-5752	Shim - Tappet (3.70 mm)	38	*	8
93-5689	Half Bearing	37	*	6	93-5753	Shim - Tappet (3.72 mm)	38	*	8
93-5690	Half Bearing	37	*	6	93-5754	Shim - Tappet (3.75 mm)	38	*	8
93-5691	Half Bearing	37	32	4	93-5755	Shim - Tappet (3.77 mm)	38	*	8
93-5692	Half Bearing	37	*	4	93-5756	Shim - Tappet (3.80 mm)	38	*	8
93-5693	Half Bearing	37	*	4	93-5757	Shim - Tappet (3.82 mm)	38	*	8
93-5694	Half Flanges	37	33	2	93-5758	Shim - Tappet (3.85 mm)	38	*	8
93-5695	Half Flanges	37	*	2	93-5759	Shim - Tappet (3.87 mm)	38	*	8
93-5696	Half Flanges	37	*	2	93-5760	Shim - Tappet (3.90 mm)	38	*	8
93-5697	Half Flanges	37	*	2	93-5761	Shim - Tappet (3.92 mm)	38	*	8
93-5698	Oil Pump Gear	37	8	1	93-5762	Shim - Tappet (3.95 mm)	38	*	8
93-5699	Spacer	37	4	1	93-5763	Shim - Tappet (3.97 mm)	38	*	8
93-5700	Plug	37	22	1	93-5764	Shim - Tappet (4.00 mm)	38	*5	8
93-5701	Gasket	37	7	1	93-5765	Shim - Tappet (4.02 mm)	38	*	8
93-5702	Gasket	37	19	1	93-5766	Shim - Tappet (4.05 mm)	38	*	8
93-5703	Key	37	9	1	93-5767	Shim - Tappet (4.07 mm)	38	*	8
93-5704	Screw	40	9	16	93-5768	Shim - Tappet (4.10 mm)	38	*	8
93-5704	Screw	37	28	6	93-5769	Shim - Tappet (4.12 mm)	38	*	8
93-5705	Pin	37	23	3	93-5770	Shim - Tappet (4.15 mm)	38	*	8
93-5706	Pin	37	30	4	93-5771	Shim - Tappet (4.17 mm)	38	*	8
93-5707	Stud	37	27	2	93-5772	Shim - Tappet (4.20 mm)	38	*	8
93-5708	Screw	37	24	6	93-5773	Shim - Tappet (4.22 mm)	38	*	8
93-5709	Screw	37	21	1	93-5774	Shim - Tappet (4.25 mm)	38	*	8
93-5710	Screw	37	5	2	93-5775	Shim - Tappet (4.27 mm)	38	*	8
93-5711	Screw	37	34	3	93-5776	Shim - Tappet (4.30 mm)	38	*	8
93-5712	Set Of 4 Connecting Rods	37	15	1	93-5777	Shim - Tappet (4.32 mm)	38	*	8
93-5713	Set Of 8 Half Bearings	37	16	1	93-5778	Shim - Tappet (4.35 mm)	38	*	8
93-5714	Set Of 3 Piston Rings	37	13	4	93-5779	Shim - Tappet (4.37 mm)	38	*	8
93-5714	Piston Ring Set	35	5	1	93-5780	Shim - Tappet (4.40 mm)	38	*	8
93-5715	Connecting Rod Bolt	37	10	8	93-5781	Shim - Tappet (4.42 mm)	38	*	8
93-5716	Circlip	37	11	8	93-5782	Shim - Tappet (3.45 mm)	38	*	8
93-5717	Camshaft	38	4	1	93-5783	Shim - Tappet (4.47 mm)	38	*	8
93-5718	Camshaft Seal	38	3	1	93-5784	Shim - Tappet (4.50 mm)	38	*	8
93-5719	Camshaft Gear	38	1	1	93-5785	Shim - Tappet (4.52 mm)	38	*	8
93-5719	Inj. Pump Gear	45	23	1	93-5786	Shim - Tappet (4.55 mm)	38	*	8
93-5720	Cogged Belt	39	23	1	93-5787	Shim - Tappet (4.57 mm)	38	*	8
93-5721	Tensioner	39	19	1	93-5788	Shim - Tappet (4.60 mm)	38	*	8
93-5722	Roller	39	21	1	93-5789	Shim - Tappet (4.62 mm)	38	*	8
93-5723	Pulley Hub	38	2	1	93-5790	Shim - Tappet (4.65 mm)	39	*5	8
93-5724	Tensioner Spindle	39	18	1	93-5791	Shim - Tappet (4.67 mm)	39	*	8
93-5725	Pulley Screw	39	25	1	93-5792	Shim - Tappet (4.70 mm)	39	*	8
93-5726	Screw	39	22	1	93-5793	Shim - Tappet (4.72 mm)	39	*	8
93-5728	Plate Washer	39	24	1	93-5794	Shim - Tappet (4.75 mm)	39	*	8
93-5729	Nut	39	20	1	93-5795	Shim - Tappet (4.77 mm)	39	*	8
93-5730	Intake Valve	39	13	4	93-5796	Shim - Tappet (4.80 mm)	39	*	8
93-5731	Exhaust Valve	39	14	4	93-5797	Shim - Tappet (4.82 mm)	39	*	8
93-5732	Valve Spring	39	9	8	93-5798	Shim - Tappet (4.85 mm)	39	*	8
93-5733	Valve Spring Seat	39	8	8	93-5799	Shim - Tappet (4.87 mm)	39	*	8
93-5734	Valve Half Bush	39	7	16	93-5800	Shim - Tappet (4.90 mm)	39	*	8
93-5735	Valve Seal	39	11	8	93-5801	Oil Pump	41	4	1
93-5736	Tappet	39	6	8	93-5802	Strainer	41	6	1
93-5737	Inlet Valve Guide	39	16	4	93-5803	Screw	41	10	3
93-5738	Outlet Valve Guide	39	17	4	93-5804	Oil Pump Chain	41	1	1
93-5739	Inlet Seat Valve	39	12	4	93-5805	Spring	41	8	1
93-5740	Outlet Seat Valve	39	15	4	93-5806	Shaft	41	7	1
93-5741	Flat Washer	39	10	8	93-5807	Screw	41	5	6

\*Not Illustrated

# TORO PART NUMBER INDEX (Cont.)

Part No.	Description	Pg. Ref. No. No. Qty.	Part No.	Description	Pg. Ref. No. No. Qty.
93-5807	Screw	43 5 1	93-5875	Shim (.920 mm)	46 * 1
93-5808	Oil Filter - 1st Build Up	40 10 1	93-5876	Shim (.960 mm)	46 * 1
93-5809	Adaptor	40 11 1	93-5877	Shim (1.000 mm)	46 * 1
93-5810	Oil Sump	40 4 1	93-5878	Shim (1.035 mm)	46 * 3
93-5811	Dipstick Guide	40 15 1	93-5879	Shim (1.065 mm)	46 * 8 1
93-5812	Oil Dipstick	40 16 1	93-5880	Shim (1.095 mm)	46 * 1
93-5813	Threaded Plug	40 14 1	93-5881	Shim (1.125 mm)	46 * 1
93-5814	Gasket	40 13 2	93-5882	Shim (1.155 mm)	46 * 1
93-5815	Nut	40 6 3	93-5883	Shim (1.185 mm)	46 * 1
93-5816	Regulator	40 3 1	93-5884	Shim (1.215 mm)	46 * 1
93-5817	Union	40 2 1	93-5885	Shim (1.245 mm)	46 * 1
93-5818	Clamp	40 1 2	93-5886	Shim (1.280 mm)	46 * 1
93-5819	Water Inlet	42 11 1	93-5887	Shim (1.320 mm)	46 * 1
93-5820	Water Pump	42 4 1	93-5888	Shim (1.400 mm)	46 * 1
93-5821	O-Ring	42 10 1	93-5889	Shim (1.480 mm)	46 * 1
93-5822	O-Ring	42 5 1	93-5890	Shim (1.560 mm)	46 * 1
93-5823	Screw	42 12 2	93-5891	Shim (1.640 mm)	46 * 1
93-5824	By-pass Union	42 9 1	93-5892	Pipe Gasket	36 31 1
93-5825	Heat Shield	42 13 1	93-5893	Exhaust Manifold	36 27 1
93-5826	Clip	42 6 1	93-5894	Gasket	36 25 1
93-5827	Screw	42 14 2	93-5895	Stud	36 26 5
93-5829	Water Outlet Box	43 13 1	93-5896	Hexagonal Nut	36 29 8
93-5830	Cover	43 7 1	93-5897	Plate Washer	36 28 8
93-5831	Thermostat	43 6 1	93-5898	Stud	36 30 3
93-5832	Sender	43 12 1	93-5899	Right Hand Engine Mount	47 7 1
93-5833	Plug	43 10 1	93-5901	Lifting Bracket	47 1 1
93-5834	Plug	43 * 2	93-5902	Screw	47 6 3
93-5835	Bleed Screw	43 1 1	93-5903	Hexagonal Nut	47 5 1
93-5836	Insert	43 4 1	93-5904	Plate Washer	47 4 1
93-5837	Water Box Gasket	43 9 1	93-5905	Stud	47 3 1
93-5838	O-Ring	43 3 2	93-5906	Screw	47 2 4
93-5839	Screw	43 8 4	93-5907	Alternator	48 2 1
93-5840	Washer	43 2 1	93-5908	Screw	48 1 1
93-5841	O-Ring	44 1 1	93-5909	Ring	48 4 1
93-5842	Air Union	44 12 1	93-5909	Ring	45 18 1
93-5843	Intake Manifold	44 3 1	93-5910	Tensioner	48 11 1
93-5844	Air Divider	44 5 1	93-5911	Screw	48 8 1
93-5845	Bracket	44 7 1	93-5912	Belt	48 5 1
93-5846	Stud	44 11 7	93-5914	Washer	48 10 2
93-5847	Screw	44 2 4	93-5915	Starter	49 4 1
93-5848	Injection Pump	45 20 1	93-5916	Heat Shield	49 1 1
93-5849	Injection Pump Bracket	45 9 1	93-5917	Pin	49 5 1
93-5851	Screw	39 26 3	93-5919	Screw	49 15 2
93-5851	Screw	45 22 3	93-5920	Nut	49 3 1
93-5852	Screw	45 8 5	93-5921	Glow Plug	49 14 4
93-5853	Screw	45 * 1	93-5922	Cable	49 13 1
93-5854	Screw	45 21 3	93-5923	Preheating Unit	49 6 1
93-5855	Plate Washer	45 17 1	93-5924	Nut	49 12 4
93-5856	Solenoid Valve	45 5 1	93-5925	Cover Plate	36 20 1
93-5857	Inlet Union	45 25 1	93-5926	O-Ring	36 15 1
93-5858	Outlet Union	45 3 1	93-5927	Screw	36 17 2
93-5860	Injector	46 4 4	93-5928	Spring Washer	36 16 2
93-5861	Pipes Harness	46 3 1	93-5930	Decal - Operating Instruct.	15 9 1
93-5862	Union	46 1 3	93-5932	Decal - Fuses	15 10 1
93-5863	Union	46 * 1	93-5934	Decal - Service	15 20 1
93-5864	Spring	46 6 4	93-5941	Axle - 2 Speed	7 26 1
93-5865	Spacer	46 7 4	93-5942	Hose	22 30 1
93-5866	Injector Gasket	46 9 4	93-5942	Radiator	24 22 1
93-5867	Injector Gasket	46 5 4	93-5943	Valve - Logic	33 8 1
93-5868	Injector + Injector Holder	46 10 4	93-5944	Valve - Needle	33 4 1
93-5869	Shim (.680 mm)	46 8 1	93-5945	Plug - Orifice (Optional)	33 9 1
93-5870	Shim (.720 mm)	46 * 1	93-5946	Muffler	19 13 1
93-5871	Shim (.760 mm)	46 * 1	93-5947	Cyl. Head Gasket	36 21 1
93-5872	Shim (.800 mm)	46 * 1	93-5948	Knob - Knurled	33 7 1
93-5873	Shim (.840 mm)	46 * 1	93-5949	Screw - HHF	15 5 2
93-5874	Shim (.880 mm)	46 * 1	93-5954	Foam - Plug	24 36 2

\*Not Illustrated

# TORO PART NUMBER INDEX (Cont.)

Part No.	Description	Pg. Ref. No. No.	Qty.	Part No.	Description	Pg. Ref. No. No.	Qty.
93-5965	Block - Cylinder	35	* 1	94-3915	Plug	13 14	5
93-5966	Kit - Bearing	11 14	2	94-3916	Spool	13 15	1
93-5967	Asm. - Carrier, Trunnion Brg.	10	* 1	94-3917	Spring - Helical	13 16	1
93-5968	Asm. - Carrier, Trunnion Brg.	10	* 1	94-3919	Pinion - Drive, Final	8 33	1
93-5969	Asm. - Return, Neutral	9	* 1	94-3920	Housing - Gear	11 10	1
93-5970	Kit - Arm, Neutral Return	9	* 1	94-3921	Plate - Valve, Motor	8 49	1
93-5971	Kit - Seal, Overhaul	9	8 1	94-3922	Coupling - Pump, Gear	13 35	1
93-5972	Guide - Slot	9	68 2	94-3923	Coupling - 2 Speed	8 35	1
93-5977	Shield - Brake	7	30 2	94-3924	Yoke - 2 Speed	8 30	1
93-6028	Plate - Logo, Toro	25	8 1	94-3925	Seal - Lip	13 3	2
93-7037	Nut - Lock	20	16 2	94-3925	Seal - Lip	12 12	1
93-7494	Cartridge - NO, Poppet	33	17 1	94-3929	Plate - Return, Neutral	8 10	1
93-7571	Degasing Box	42	2 1	94-3932	Ring - Retaining	9 64	1
93-7572	Water Level Sensor	42	17 1	94-3934	Shaft - Trunnion	9 62	1
93-8744	Rivet - Pop	15	29 3	94-3936	Nut - Lock	10 17	1
93-9164	Indicator	30	1 1	94-3938	Carrier - Bearing	11 18	1
94-1410	Holder - Beverage Can	15	17 1	94-3939	Seal - Lip	10 2	1
94-1412	Assembly - Element	30	3 1	94-3940	Screw - HH	8 6	1
94-1414	Valve	30	5 1	94-3940	Screw - HH	10 9	14
94-1416	Assembly - Adapter	30	6 1	94-3942	Bearing - Ball	13 4	2
94-2638	Nut - Tinnermann	25	7 4	94-3942	Bearing - Ball	12 17	1
94-2800	Pressure Plug	42	1 1	94-3942	Bearing - Ball	8 40	1
94-2801	Grommet	42	16 2	94-3943	Cover - Return, Neutral	8 20	1
94-3112	Screw	37	1 4	94-3944	Gasket - Return, Neutral	8 22	1
94-3118	Plug	36	18 2	94-3945	Ring - Retaining	10 8	1
94-3121	Plug	45	14 1	94-3946	Shaft - Trunnion	9 57	1
94-3121	Threaded Plug	35	9 2	94-3949	Spacer - Drive, Final	8 36	1
94-3122	Gasket	45	13 1	94-3950	Union - Filter	13 12	1
94-3131	Screw	44	8 1	94-3951	Filter	13 13	1
94-3145	Pulley Screw	37	36 1	94-3953	Nut - Lock	8 29	1
94-3161	Screw	44	6 2	94-3953	Nut - Lock	11 37	1
94-3162	Stud	36	5 6	94-3956	Bearing - Ball	8 50	1
94-3163	Screw	42	3 2	94-3957	Bearing - Needle	8 52	1
94-3164	Spring Washer	44	10 7	94-3958	Spacer - Pinion	11 32	1
94-3164	Spring Washer	45	16 1	94-3959	Gasket - Housing	11 27	1
94-3165	Hexagonal Nut	45	11 1	94-3960	Bearing - Ball	12 6	3
94-3165	Nut	44	9 7	94-3960	Bearing - Ball	8 39	1
94-3176	Plunger	41	9 1	94-3961	Bearing - Ball	11 29	1
94-3177	Plug	41	11 1	94-3962	Ring - Retaining	10 3	1
94-3180	Pressure Switch	40	12 1	94-3963	Ring - Retaining	8 32	1
94-3211	Thermoswitch	43	11 1	94-3966	Switch	10 4	2
94-3221	Screw	48	3 1	94-3966	Switch	8 15	2
94-3221	Screw	45	15 1	94-3967	Swashplate - Pump, Variable	9 59	1
94-3231	Bracket	46	2 4	94-3968	Pump - Gear	13 1	1
94-3250	Union Screw - Outlet	45	26 1	94-3969	Clutch - PTO	12 4	1
94-3251	Nut	45	7 1	94-3970	Assembly - Differential	11 17	1
94-3251	Nut	49	9 1	94-3971	Bearing - Ball	11 26	3
94-3257	Washer	48	6 3	94-3971	Bearing - Ball	8 25	1
94-3261	Nut	49	2 1	94-3972	Clamp - Differential	11 16	1
94-3267	Nut	42	7 2	94-3973	Plate - Valve, Pump	9 53	1
94-3267	Nut	49	8 1	94-3974	Pin	8 51	2
94-3274	O-Ring	45	4 1	94-3975	Pin	11 25	4
94-3395	Decal - 4 WD	29	17 2	94-3975	Pin	12 24	2
94-3604	Shaft - Pump	8	41 1	94-3975	Pin	8 46	2
94-3900	Center Section	13	29 1	94-3978	Plate - Thrust	9 61	1
94-3901	Shaft - Input	8	23 1	94-3979	Valve	13 21	2
94-3903	Pinion - Drive, Pump	8	26 1	94-3981	Plug	13 18	2
94-3905	Gear - Drive, Pump	8	28 1	94-3982	O-Ring	13 19	3
94-3906	Shaft - Motor	8	42 1	94-3983	Assembly - Sleeve	13 9	2
94-3907	Retainer - Bearing	11	30 1	94-3984	Piston	13 10	2
94-3908	Coupling - Gear, Change	8	34 1	94-3985	Spring	13 8	2
94-3909	Pinion - Drive, PTO	11	39 1	94-3986	Plug - Hex. Head	13 6	2
94-3910	Shaft - Clutch	12	5 1	94-3987	O-Ring	13 7	2
94-3912	Gear - Final Drive	11	31 1	94-3988	Cone - Valve, Relief	13 22	1
94-3913	Shaft - Front PTO	11	12 1	94-3989	Spring - Helical	13 23	1
94-3914	Gear - Drive, PTO	11	38 1	94-3990	Plug - Relief, Implement	13 26	1

\*Not Illustrated

# TORO PART NUMBER INDEX (Cont.)

Part No.	Description	Pg. Ref. No. No. Qty.	Part No.	Description	Pg. Ref. No. No. Qty.
94-3991	Cover - Front	12 9 1	94-4059	O-Ring	10 5 2
94-3992	Gasket - Center Section	9 56 1	94-4060	Housing - Control	10 13 1
94-3993	Plug	13 5 1	94-4061	Arm - Control	10 16 1
94-3994	Ring - Retaining	8 27 1	94-4062	Gasket - Housing	10 18 1
94-3995	Washer	12 1 1	94-4063	Cover - Servo	10 10 2
94-3996	Ring - Retaining	12 7 1	94-4064	Gasket - Cover	10 11 2
94-3997	Ring - Retaining	11 28 3	94-4065	Cover - Control	10 19 1
94-3997	Ring - Retaining	8 37 3	94-4066	Roller - Arm, Control	10 23 1
94-3998	Vent - Breather	12 11 1	94-4067	Pin - Headed	10 15 1
94-3999	Screw	13 11 2	94-4068	Washer - Retention, Shaft	10 21 1
94-4001	Gasket - Cover, Front	12 8 1	94-4069	Screw	10 22 1
94-4002	Screw - HHF	8 9 8	94-4070	Piston - Control	10 12 2
94-4002	Screw - HHF	11 19 6	94-4071	Plug - Orifice	10 24 2
94-4003	Screw - HHF	11 15 2	94-4072	Valve - Solenoid	10 25 1
94-4004	Screw - HHF	12 23 10	94-4074	Plug	10 27 1
94-4004	Screw - HHF	8 44 23	94-4075	Elbow	10 26 2
94-4005	Spring - Compression	12 3 1	94-4075	Elbow	13 30 1
94-4006	Ring - Retaining	12 2 1	94-4076	Hose	10 28 1
94-4007	Screw - HHF	11 8 14	94-4077	Housing - Variable Motor	8 45 1
94-4007	Screw - HHF	10 20 4	94-4079	Nut - Lock	11 1 2
94-4008	Screw	12 16 4	94-4088	Screw - Cap	5 9 7
94-4009	Screw	12 10 6	94-4089	Cap - End	5 10 1
94-4009	Screw	10 14 4	94-4090	Gerotor	5 11 1
94-4010	Cover - Gerotor	12 15 1	94-4091	Spacer	5 12 1
94-4011	O-Ring	12 14 1	94-4092	Plate - Wear	5 14 1
94-4012	Tube - Lubrication	12 19 1	94-4093	Drive	5 13 1
94-4013	Screw - HHF	12 20 2	94-4094	Pin	5 6 1
94-4014	Screw - Socket Head	11 36 6	94-4095	Kit - Spring, Centering	5 3 1
94-4015	Gasket - Housing	11 9 2	94-4096	Kit - Bearing	5 8 1
94-4016	Screw - Adjusting	13 24 1	94-4097	Asm. - Plug	5 15 1
94-4017	Nut	13 25 1	94-4098	Ring - Retaining	5 5 1
94-4018	Plug	13 28 2	94-4099	Kit - Seal	5 1 1
94-4020	Screw	13 33 8	94-4100	Ball	5 16 1
94-4021	Bearing	13 31 1	94-4102	Bracket - Mounting	7 10 2
94-4022	Shaft - 4 Wheel Drive	13 34 1	94-4103	Pad	7 15 4
94-4023	Coupling - 4 Wheel Drive	13 32 1	94-4104	Housing	7 11 2
94-4024	Washer	11 34 1	94-4105	Screw	7 14 2
94-4025	Nut - Lock	11 35 1	94-4106	Washer	7 13 2
94-4026	Screw - HHF	12 25 6	94-4107	Lever	7 12 2
94-4026	Screw - HHF	10 33 4	94-4109	Fuse - 80A	15 * 1
94-4028	Roller - Needle	10 1 1	94-4111	Union Screw - Inlet	45 1 1
94-4029	Ring - Retaining	13 2 2	94-4142	Ring - Retaining	11 23 2
94-4029	Ring - Retaining	12 13 2	94-4143	Stud - Wheel	11 20 10
94-4029	Ring - Retaining	8 24 1	94-4144	Collar - Bearing	11 22 2
94-4030	Assembly - Bearing, Wheel	11 2 2	94-4145	Swirl Chamber	36 22 4
94-4031	Shaft - Axle, Left	11 1 1	94-4146	Screw	36 12 10
94-4032	Seal - Lip	11 24 2	94-4147	Injector Holder	46 11 4
94-4033	Housing - Axle	11 7 2	94-5438	O-Ring	33 11 4
94-4034	Washer	11 2 2	94-6328	Decal	25 1 1
94-4035	Shaft - Axle, Right	11 21 1	94-6329	Decal	25 3 1
94-4036	Screw	11 3 6	94-6710	Fuse - 2A	15 * 1
94-4037	Washer	11 20 2	217-122	Rim	26 30 2
94-4038	Bracket - Brake	11 6 2	218-446	Nut - Hex.	16 9 1
94-4040	Bearing - Ball	9 63 1	218-447	Washer - Lock	16 8 1
94-4041	Hose - Lubricating	12 22 1	218-498	Nut - Hex.	16 23 1
94-4042	Clamp	12 21 2	218-578	Fuse - 10A	15 * 1
94-4044	Nut - Hex.	8 19 1	218-594	Fuse - 20A	15 * 2
94-4045	Adjuster - Threaded	8 16 1	2112-6	Clamp - Muffler	19 14 1
94-4046	Pin	8 18 1	232-27	Stem - Valve	26 31 2
94-4048	Housing - Dipstick	9 66 1	232-27	Valve Stem	7 17 2
94-4049	Dipstick	9 67 1	233-37	Knob	16 4 1
94-4050	Screw - HHF	9 65 4	233-39	Knob - Lever	16 26 1
94-4051	O-Ring	9 60 1	237-22	O-Ring	32 7 10
94-4052	Pinion - PTO Clutch	11 13 1	237-30	O-Ring	24 16 4
94-4053	Gear - Clutch, PTO	12 26 1	237-35	O-Ring	32 14 1
94-4058	Swashplate - Variable	8 47 1	237-37	Bumper - Rubber	1 20 2

\*Not Illustrated

# TORO PART NUMBER INDEX (Cont.)

Part No.	Description	Pg. Ref. No. No. Qty.	Part No.	Description	Pg. Ref. No. No. Qty.
237-42	O-Ring	33 15 4	3253-2	Washer - Lock	16 32 10
237-42	O-Ring	32 16 9	3253-4	Washer - Lock	34 21 6
237-78	O-Ring	33 20 1	3253-4	Washer - Lock	22 24 11
237-78	O-Ring	32 27 2	3253-5	Washer - Lock	7 9 4
237-79	O-Ring	32 9 1	3253-6	Washer - Lock	18 6 2
237-156	O-Ring	33 19 4	3253-6	Washer - Lock	22 41 3
240-4	Grommet	32 39 2	3253-7	Washer - Lock	11 4 6
240-5	Grommet	3 6 1	3253-7	Washer - Lock	34 7 3
241-119	Cap - Dust	26 29 2	3253-15	Washer - Lock	1 5 5
242-50	Nut - Lug	26 32 10	3255-20	Washer - Lock	16 27 2
2410-42	Cap - Bumper	19 5 2	3256-3	Washer - Flat	19 12 4
2411-36	Bearing - Rod End	6 3 1	3256-3	Washer - Flat	1 30 2
2412-21	Clamp - Bodine	16 39 1	3256-6	Washer - Flat	11 5 6
2412-36	Clamp - Hose	23 2 4	3256-6	Washer - Flat	29 14 8
2412-36	Clamp - Hose	32 3 2	3256-7	Washer - Flat	26 19 2
2412-96	Clamp-R	22 43 1	3256-7	Washer - Flat	26 44 1
2412-104	Clamp-R	22 31 1	3256-14	Washer - Flat	16 30 4
2412-108	Clamp - Hose	1 3 3	3256-23	Washer - Flat	3 24 2
2412-108	Clamp - Hose	29 4 2	3256-23	Washer - Flat	22 29 2
2412-108	Clamp - Hose	22 9 2	3256-23	Washer - Flat	32 35 5
2412-108	Clamp - Hose	32 19 9	3256-24	Washer - Flat	16 34 1
2412-110	Clamp - Hose	29 8 3	3256-26	Washer - Flat	7 23 8
2412-111	Clamp - Hose	24 2 6	3256-26	Washer - Flat	6 6 1
2412-111	Clamp - Hose	23 3 3	3256-27	Washer - Flat	4 15 1
2412-114	Clamp - Tube	32 46 1	3256-35	Washer - Flat	24 24 4
2412-129	Clamp	42 8 2	3256-69	Washer - Flat	3 27 1
2412-130	Clamp - Hose	29 10 2	3256-82	Washer - Flat	1 25 1
2412-133	Clamp - R	18 13 2	3269-10	Washer - Flat	15 8 2
2412-141	Clamp	24 27 2	3269-10	Washer - Flat	25 10 22
2412-141	Clamp - Hose	24 4 3	3272-5	Pin - Cotter, Hair	4 23 1
253-129	Seal - Hub	26 21 2	3272-7	Pin - Cotter	14 2 4
254-72	Cup - Bearing	26 23 4	3272-7	Pin - Cotter	3 23 2
254-94	Cone - Bearing	26 22 4	3272-11	Pin - Cotter	26 8 2
256-10	Bushing - Flange	6 21 2	3272-11	Pin - Cotter	3 8 2
256-132	Bushing - Flange	4 9 2	3272-12	Pin - Cotter, Hair	4 25 1
256-260	Washer	4 10 2	3272-13	Pin - Cotter	26 27 2
257-9	Washer	7 25 4	3274-54	Screw - Cap, Hex. Soc. Hd.	2 39 1
283-2	Pin - Clevis	14 4 4	3290-134	Screw - HHF	16 41 1
283-5	Pin - Clevis	4 27 1	3290-191	Nut - Speed	15 2 6
283-55	Pin - Clevis	25 18 2	3290-313	Screw - PH	16 43 4
283-62	Pin - Clevis	7 5 1	3290-354	Nut - Speed	16 46 2
302-2	Fitting - Grease	26 11 1	3290-355	Pin - Cotter, Hair	6 7 1
302-5	Fitting - Grease	26 17 2	3290-355	Pin - Hair, Cotter	3 3 2
302-5	Fitting - Grease	6 23 1	3290-467	Pin - Cotter, Hair	7 1 1
302-5	Fitting - Grease	14 27 5	3290-467	Pin - Cotter, Hair	14 7 4
302-33	Fitting - Grease	20 4 2	3290-467	Pin - Cotter, Hair	25 11 2
302-55	Fitting - Grease	26 5 3	3290-488	Boot	16 3 1
304-99	Fitting - Barbed	32 12 1	3296-4	Nut - Lock	26 40 1
321-3	Screw - HH	18 15 2	3296-39	Nut - Lock	26 6 2
322-4	Screw - HH	14 20 1	3296-59	Nut - Lock	6 12 2
323-9	Screw - HH	26 7 2	32120-10	Ring - Retaining	22 13 1
323-44	Screw - HH	7 8 4	32120-72	Ring - Retaining	14 18 2
3210-7	Screw - HH	26 42 1	32121-9	Pin - Roll	6 25 1
3212-4	Screw - HH	18 7 2	32121-15	Pin - Roll	14 26 3
3217-6	Nut - Hex.	6 18 2	32121-44	Pin - Roll	27 15 1
3217-25	Nut - Hex.	16 28 2	32121-79	Pin - Roll	3 29 1
3218-2	Nut - Hex.	14 21 1	32121-110	Pin - Spring	26 12 1
3219-10	Nut	33 13 1	32121-110	Pin - Spring	26 36 2
3219-14	Nut - Hex.	16 31 12	32122-24	Screw	1 9 5
3220-3	Nut - Jam	6 4 2	32128-17	Nut - HHF	16 40 1
3220-3	Nut - Jam	14 5 2	32136-13	Nut - Castle	26 20 4
3220-7	Nut - Jam	26 25 2	32136-13	Nut - Slotted	27 16 1
3231-22	Bolt - Carriage	6 1 1	32141-36	Screw - Level	6 20 1
3234-5	Screw - Flange	18 10 4	32144-14	Screw - HH	7 29 4
3250-14	Screw	15 3 6	32146-17	Nut - Hex, Lock	2 37 1
3252-2	Screw - SFH	20 15 2	32148-9	Insert - Threaded	2 32 2

\*Not Illustrated

# TORO PART NUMBER INDEX (Cont.)

Part No.	Description	Pg. No.	Ref. No.	Qty.	Part No.	Description	Pg. No.	Ref. No.	Qty.
32149-7	Nut - Keps	20	18	2	33104-025	Screw - HHF	7	6	2
32151-29	Ring - Retaining	4	18	2	33104-025	Screw - HHF	32	61	3
32151-72	Ring - Retaining	1	31	2	33104-035	Screw - HHF	19	11	4
32151-83	Ring - Retaining	14	28	3	33104-035	Screw - HHF	32	34	2
33003-00	Nut - HF	15	22	3	33104-040	Screw - HHF	16	1	1
33003-00	Nut - HF	6	24	1	33104-040	Screw - HHF	32	57	1
33003-00	Nut - HF	29	23	1	33104-050	Screw - HHF	6	14	1
33004-00	Nut - HF	19	6	3	33104-050	Screw - HHF	22	40	2
33004-00	Nut - HF	29	16	2	33105-020	Screw - HHF	4	4	2
33004-00	Nut - HF	22	32	2	33105-020	Screw - HHF	23	7	2
33005-00	Nut - HF	23	11	1	33105-020	Screw - HHF	22	18	6
33005-00	Nut - HF	4	29	2	33105-025	Screw - HHF	22	42	3
33005-00	Nut - HF	22	38	1	33105-030	Screw - HHF	24	21	4
33006-00	Nut - HF	19	2	4	33105-035	Screw - HHF	22	45	1
33006-00	Nut - HF	7	7	8	33105-040	Screw - HHF	1	13	2
33015-00	Nut - HH	26	1	2	33105-050	Screw - HHF	22	2	4
33015-00	Nut - HH	22	37	1	33105-070	Screw - HHF	22	39	1
33019-00	Nut - HH	20	3	2	33106-020	Screw - HHF	34	6	3
33023-00	Nut - Lock	7	4	1	33106-025	Screw - HHF	19	4	4
33023-00	Nut - Lock	23	6	1	33106-035	Screw - HHF	26	9	6
33023-00	Nut - Lock	20	10	2	33108-040	Screw - HHF	26	18	2
33023-00	Nut - Lock	32	45	1	33108-040	Screw - HHF	26	43	1
33023-00	Nut - Lock	16	47	2	33113-016	Screw - HH	6	19	4
33024-00	Nut - Lock	19	1	3	33113-020	Screw - HH	29	22	1
33024-00	Nut - Lock	23	8	3	33113-035	Screw - HH	32	42	1
33024-00	Nut - Lock	24	9	4	33113-040	Screw - HH	7	2	1
33024-00	Nut - Lock	34	10	4	33114-010	Screw - HH	22	20	6
33024-00	Nut - Lock	18	11	4	33114-016	Screw - HH	18	14	4
33024-00	Nut - Lock	14	13	14	33114-020	Screw - HH	14	10	1
33024-00	Nut - Lock	6	13	1	33114-020	Screw - HH	22	28	2
33024-00	Nut - Lock	34	17	2	33114-025	Screw - HH	14	16	3
33024-00	Nut - Lock	1	26	2	33114-045	Screw - HH	34	1	2
33024-00	Nut - Lock	7	27	2	33114-045	Screw - HH	34	11	4
33024-00	Nut - Lock	22	33	10	33114-045	Screw - HH	32	53	1
33024-00	Nut - Lock	32	37	4	33114-060	Screw - HH	22	23	4
33024-00	Nut - Lock	16	42	1	33115-045	Screw - HH	26	47	2
33025-00	Nut - Lock	22	7	4	33115-060	Screw - HH	3	19	4
33025-00	Nut - Lock	1	17	2	33116-110	Screw - HH	7	22	8
33025-00	Nut - Lock	24	19	4	33116-150	Screw - HH	20	12	2
33025-00	Nut - Lock	3	22	4	33119-160	Screw - HH	20	13	2
33025-00	Nut - Lock	16	35	1	33124-020	Screw - Carriage	14	3	10
33026-00	Nut - Lock	20	11	2	33124-020	Screw - Carriage	19	15	3
33026-00	Nut - Lock	26	45	6	33125-045	Screw - Carriage	23	15	1
33094-00	Washer - Flat	29	19	2	340-1	Fitting	32	15	1
33094-00	Washer - Flat	14	32	10	340-2	Adapter	32	22	8
33103-016	Screw - HHF	4	3	16	340-3	Adapter	32	8	1
33103-016	Screw - HHF	16	5	2	340-70	Nut - Bulkhead	32	30	4
33103-016	Screw - HHF	15	11	12	340-77	Elbow 90°	32	33	2
33103-016	Screw - HHF	3	14	2	340-97	Fitting 90°	32	28	2
33103-020	Screw - HHF	23	5	1	340-105	Elbow	32	58	1
33103-020	Screw - HHF	20	14	2	340-127	Nut - Bulkhead	24	6	2
33104-016	Screw - HHF	20	8	2	351-78	Edging	18	3	1
33104-016	Screw - HHF	22	14	4	351-80	Clip - Edging	18	1	1
33104-016	Screw - HHF	29	18	4	353-947	Cap - Dust	32	17	1
33104-016	Screw - HHF	24	25	4	353-989	Plug	33	14	4
33104-016	Screw - HHF	32	44	2	353-990	Plug	33	21	1
33104-020	Screw - HHF	24	13	10	353-991	Plug	33	18	4
33104-020	Screw - HHF	23	14	1	354-77	Fitting - Quick Connect	32	11	1
33104-020	Screw - HHF	25	14	4	354-94	Barb - Female, Hose	24	34	1
33104-020	Screw - HHF	23	17	3	354-107	Fitting - Tee	32	24	1
33104-020	Screw - HHF	29	20	2	354-126	Fitting - Barbed 45°	32	62	1
33104-020	Screw - HHF	22	34	15	354-135	Fitting - Barb 90°	32	38	2
33104-020	Screw - HHF	22	36	1					

\*Not Illustrated





## PRODUCT CHANGES

In an effort to make improvements available to TORO owners as quickly as possible minor changes are incorporated into Toro's products from time to time that do not become immediately shown in the Parts Catalog. If such a change has been made in your unit which is not reflected in your manual see your TORO Distributor or his Authorized TORO Service Dealer for information and part numbers.

## IDENTIFICATION AND ORDERING

### MODEL AND SERIAL NUMBERS

The Groundsmaster 3000D has two identification numbers; a model number and a serial number. The two numbers are stamped on a plate which is located on the main frame under the seat. In any correspondence concerning the Groundsmaster 3000D, supply model and serial numbers to assure that correct information and replacement parts are obtained.

To order replacement parts from an Authorized TORO Service Dealer supply the following information:

1. Model and serial number of the Groundsmaster 3000D.
2. Part number description and the quantity of part(s) desired.

**NOTE:** Do not order by reference number if a parts catalog is being used; use the PART NUMBER.

# TABLE OF CONTENTS

Description	Page	Description	Page
Frame, Fuel Tank & Battery Assembly . . . . .	1–2	Steering Cylinder Assembly No. 93–5502 . . . . .	27
Front Frame & Seat Base Assembly . . . . .	3	Rear Axle Assembly – (Model No. 30302) . . . . .	28
Steering Assembly . . . . .	4	Center Shroud & Air Cleaner Asm. . . . .	29
Steering Control Valve Asm. 93–5165 . . . . .	5	Air Cleaner Assembly No. 93–5111 . . . . .	30
Traction Pedal Assembly . . . . .	6	Hydraulic Schematic . . . . .	31
Front Axle Assembly . . . . .	7	Hydraulic Component Assembly . . . . .	32
Hydraulic Housing Assembly . . . . .	8–9	Manifold Assembly No. 93–5115 . . . . .	33
Hydraulic Housing Assembly – Control . . . . .	10	Drive Shaft Assembly . . . . .	34
Front Axle Gear Housing Assembly . . . . .	11	Cylinder Block Assembly . . . . .	35
Front Axle Cover Assembly . . . . .	12	Cylinder Head Assembly . . . . .	36
Front Axle Center Section Assembly . . . . .	13	Piston & Crankshaft Assembly . . . . .	37
Brake Pedal Assembly . . . . .	14	Camshaft & Valves Assembly . . . . .	38–39
Control Console Assembly . . . . .	15	Oil System Assembly . . . . .	40
Operator's Control Console Assembly . . . . .	16	Oil Pump Assembly . . . . .	41
Electrical Schematic . . . . .	17	Coolant System Assembly . . . . .	42
Seat Assembly . . . . .	18	Coolant Outlet Box Assembly . . . . .	43
Muffler & Rear Bumper Assembly . . . . .	19	Intake Manifold Assembly . . . . .	44
Lift Arm Assembly . . . . .	20	Injection Pump Assembly . . . . .	45
Hydraulic Cylinder Assembly No. 93–4640 . . . . .	21	Fuel Injection & Plumbing Assembly . . . . .	46
Engine Mount Assembly . . . . .	22	Engine Mount Assembly . . . . .	47
Fan Bracket & Degasser Assembly . . . . .	23	Alternator Assembly . . . . .	48
Radiator & Cooler Assembly . . . . .	24	Starter & Glow Plugs Assembly . . . . .	49
Hood Assembly . . . . .	25	Fuel Filter Assembly . . . . .	50
Rear Axle Assembly – (Model No. 30301) . . . . .	26	TORO Numerical Parts Index . . . . .	51–59