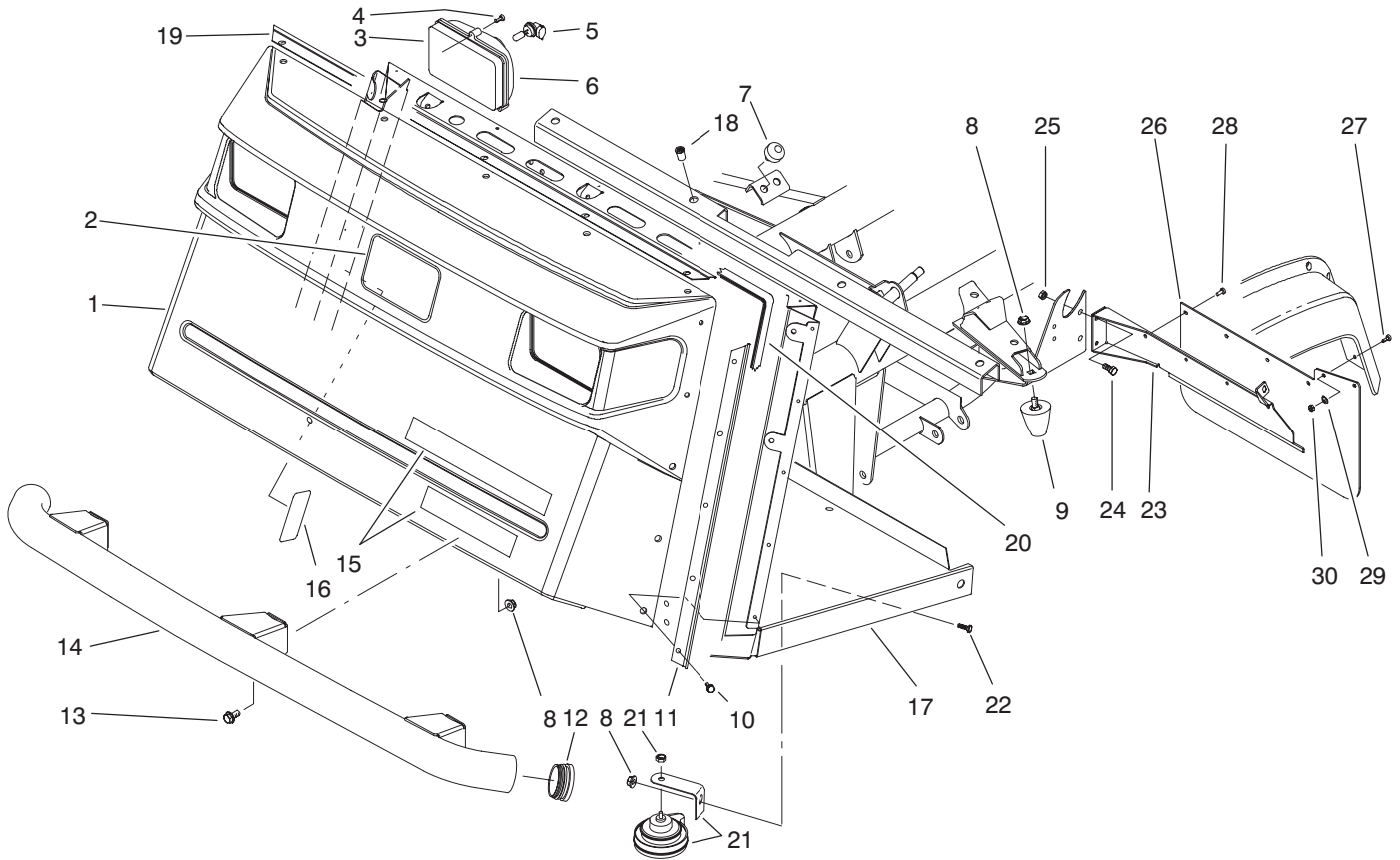




MODEL NO. 07216-60001 & UP	PARTS CATALOG
WORKMAN 4200	



T-1581

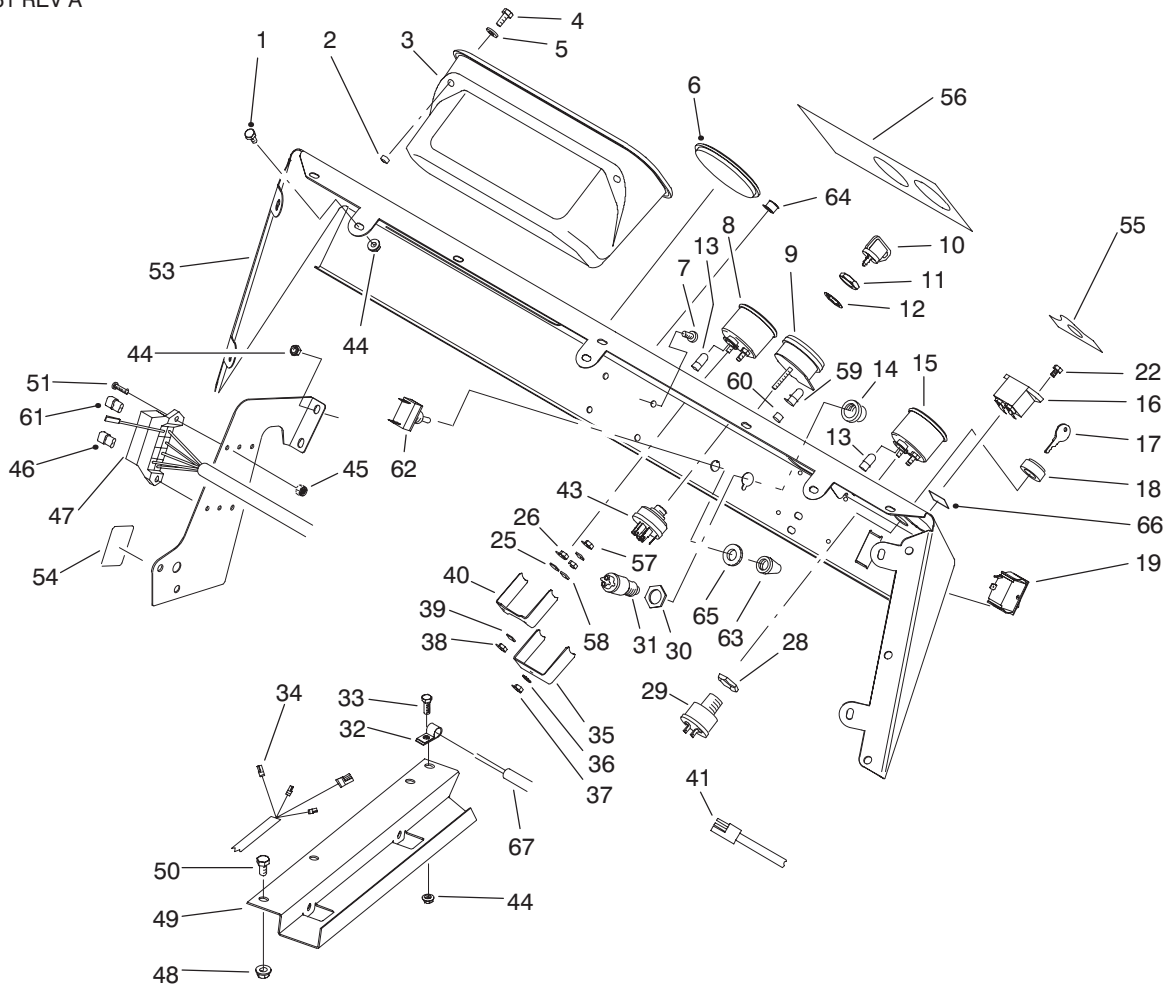
FRONT BUMPER & HOOD ASSEMBLY

Ref. No.	Part No.	Description	No. Used
1	87-0710	Hood	1
2	62-5550	Decal - TORO	1
3	87-2120	Headlight Assembly (Incl. Ref. #5-6)	2
4	32104-88	Screw	6
5	87-6320	Bulb - Headlight	2
6	87-6330	Lens - Headlight	2
7	87-2440	Bumper	2
8	3290-357	Nut - Flange Lock	9
9	26-0071	Bumper	2
10	87-6620	Screw	15
11	87-8120	Bracket - Trim Side	2
12	2410-42	Cap - Front Bumper	2
13	3234-1	Screw - Hex. Flange Hd.	6
14	87-4070	Bumper - Front	1
15	87-9120	Decal - Workman 4200	1
†16	93-7142	Decal - Load Rating	1

Ref. No.	Part No.	Description	No. Used
17	93-7114	Operators Platform Assy. (Incl. Ref. #18)	1
18	32148-7	Nut - Clinch	8
19	87-8130	Bracket - Trim Top	1
20	87-8160	Trim	1
21	116749	Horn Assembly	1
22	323-4	Screw - Cap Hex. Hd.	1
23	87-9330	Bracket - Mudflap LH	1
*	87-9340	Bracket - Mudflap RH	1
24	321-4	Screw - Cap Hex. Hd.	4
25	32128-33	Nut - Lock	4
26	87-9320	Mudflap	2
27	3250-13	Screw - Pan Hd.	4
28	146489	Rivet - Pop	8
29	3256-61	Washer - Flat	4
30	3296-2	Nut - Lock	4

†For different language versions of this part, see International Decal Cross Reference.

*Not Illustrated

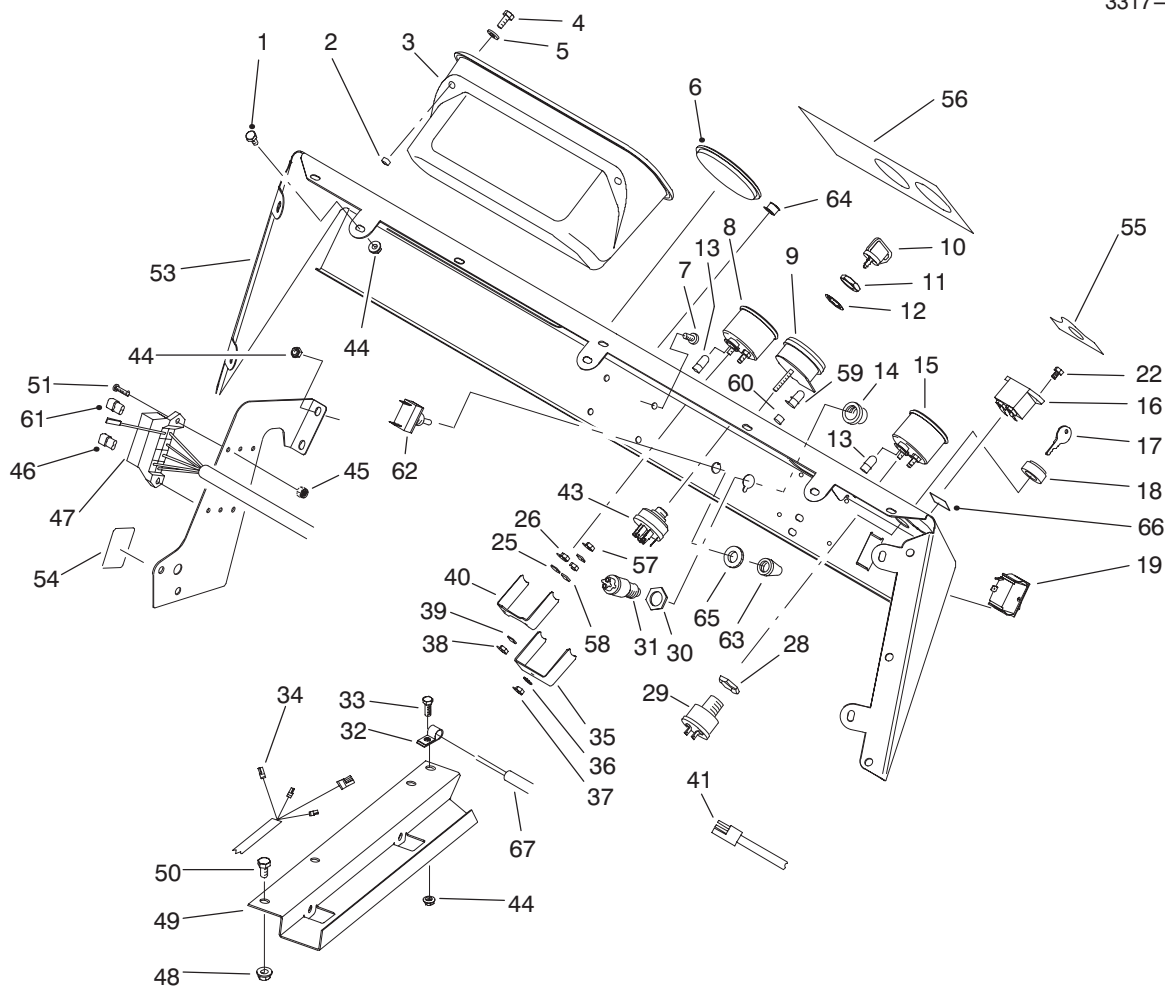


T-1706

CONTROL PANEL ASSEMBLY

Ref. No.	Part No.	Description	No. Used
1	321-2	Screw - Cap Hex. Hd.	7
2	32148-6	Insert - Threaded	2
3	87-3780	Box - Glove	1
4	321-3	Screw - Cap Hex. Hd.	2
5	3256-22	Washer - Flat	2
6	2410-35	Plug - Hole	1
7	3274-31	Screw - Button Hd.	4
8	87-5590	Temperature Gauge Assy. (Incl. Ref. #38-40, 57 & 58)	1
9	93-7053	Warning Light Assembly (Incl. Ref. #35-37, 59 & 60)	1
10	63-8360	Key - Ignition	1
11	218-446	Nut - Hex.	1
12	218-447	Washer - Lock	1
13	218-600	Bulb	2
14		Button - Horn	1
15	87-5580	Fuel Gauge Assembly (Incl. Ref. #38-40, 57 & 58)	1
16	75-6820	Hourmeter	1
17	87-0740	Key - Supervisor Switch	1
18	87-1720	Nut - Supervisor Switch	1
19	87-3790	Switch - Light	1
22	32144-18	Screw - Cap Hex. Hd.	2
28		Nut - Hex.	1
29	87-4030	Supervisor Switch Assembly (Incl. Ref. #17, 18 & 28)	1

Ref. No.	Part No.	Description	No. Used
30		Nut - Hex.	1
31	18-2830	Horn Switch Assembly (Incl. Ref. #14 & 30)	1
32	2412-89	Clamp - R	1
33	321-4	Screw - Cap Hex. Hd.	1
34	93-7129	Harness - Wire Rear	1
35		Clamp - Light	1
36	3254-1	Washer - Lock	1
37	3217-26	Hut - Hex.	1
38	3217-25	Nut - Hex.	2
39	3253-15	Washer - Lock	2
40		Clamp - Temp. Gauge	1
41	87-4230	Harness - Wire Front LH	1
43	27-2360	Ignition Switch Assembly (Incl. Ref. #11 & 12)	1
44	32128-33	Nut - Flange	11
45	3296-2	Nut - Lock	2
46	218-574	Fuse - 7.5 Amp	2
47	87-8500	Front Wire Harness Assy. (Incl. Ref. #13)	1
48	32128-20	Nut - Flange	2
49	93-7094	Cover - Wire Harness	1
50	322-2	Screw - Cap Hex. Hd.	2
51	3250-13	Screw	2
53	87-8550	Control Panel Assembly (Incl. Ref. #55-56)	1



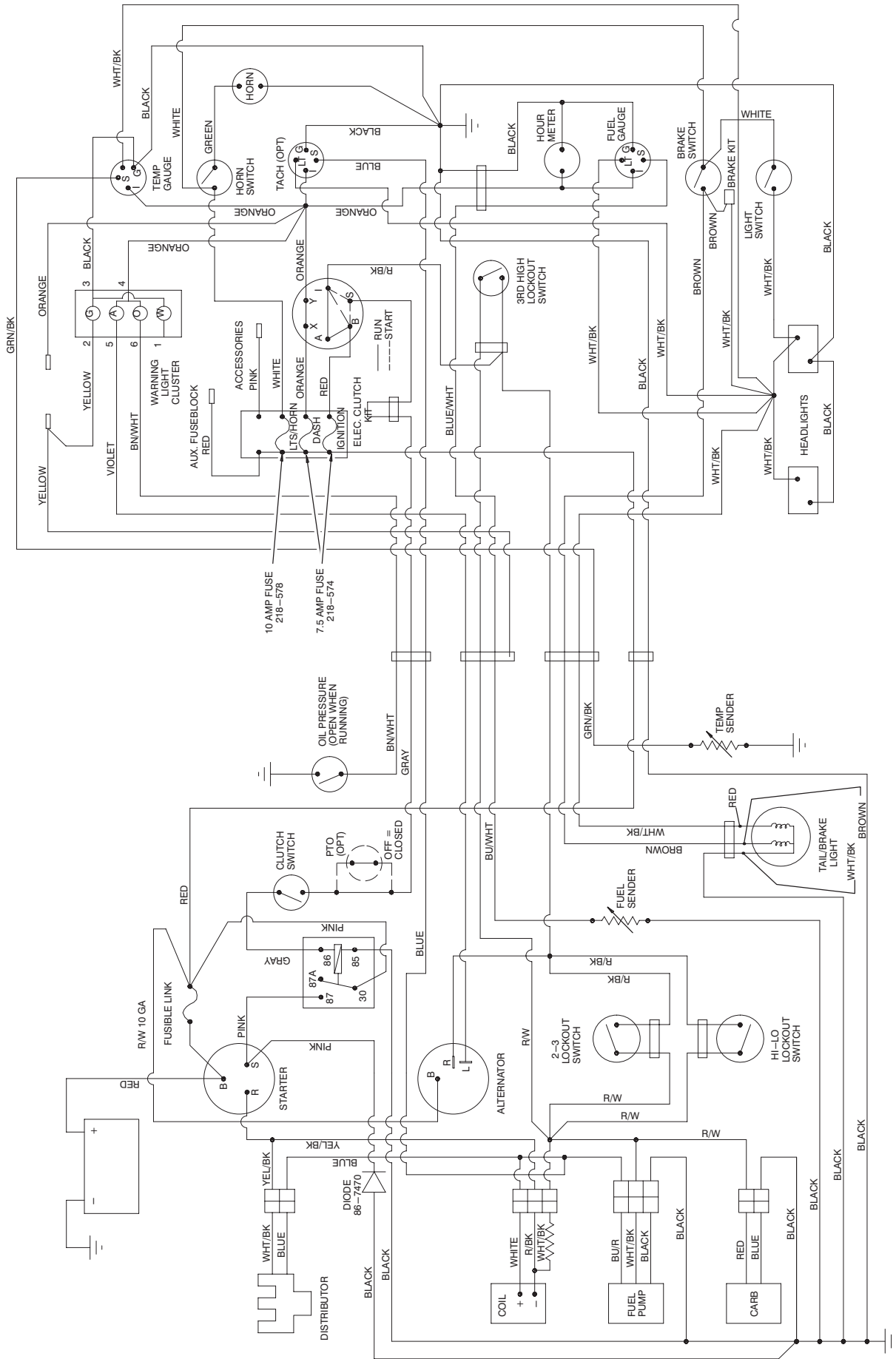
T-1706

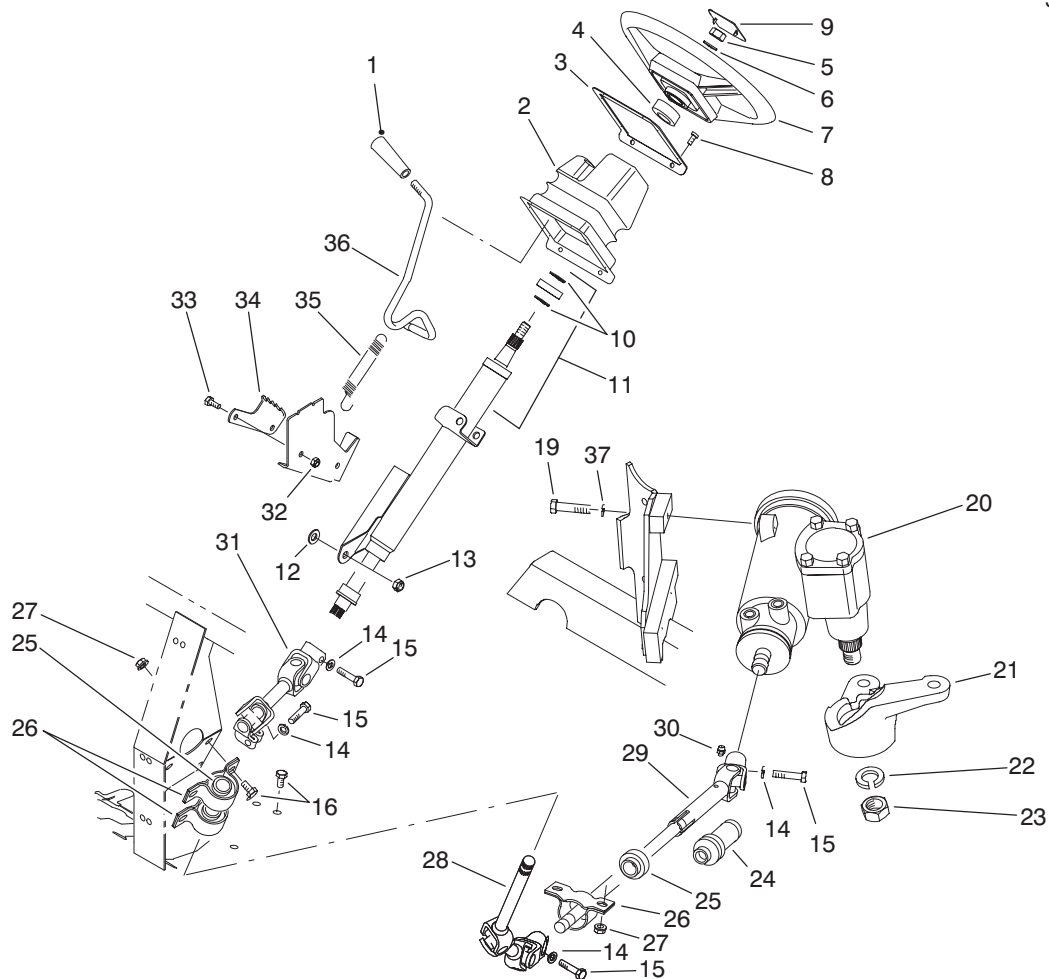
CONTROL PANEL ASSEMBLY (Continued)

Ref. No.	Part No.	Description	No. Used	Ref. No.	Part No.	Description	No. Used
‡54	87-6670	Decal - Fuse Block	1	61	218-578	Fuse - 10 Amp	1
‡55	87-5910	Decal - Supervisor	1	62	20-7150	Toggle Switch Assembly (Incl. Ref. #65)	1
‡56	87-9880	Decal - Dash	1	63	218-473	Boot - Switch	1
57	3253-19	Washer - Lock	3	64	2410-64	Plug - Hole	1
58	3217-29	Nut - Jam	3	65		Nut - Lock	1
59	219-17	Bulb - Warning Light	4				
60	87-6270	Socket & Bulb Assembly (Incl. Ref. #59)	4				

‡For different language versions of this part, see International Decal Cross Reference.

ELECTRICAL SCHEMATIC



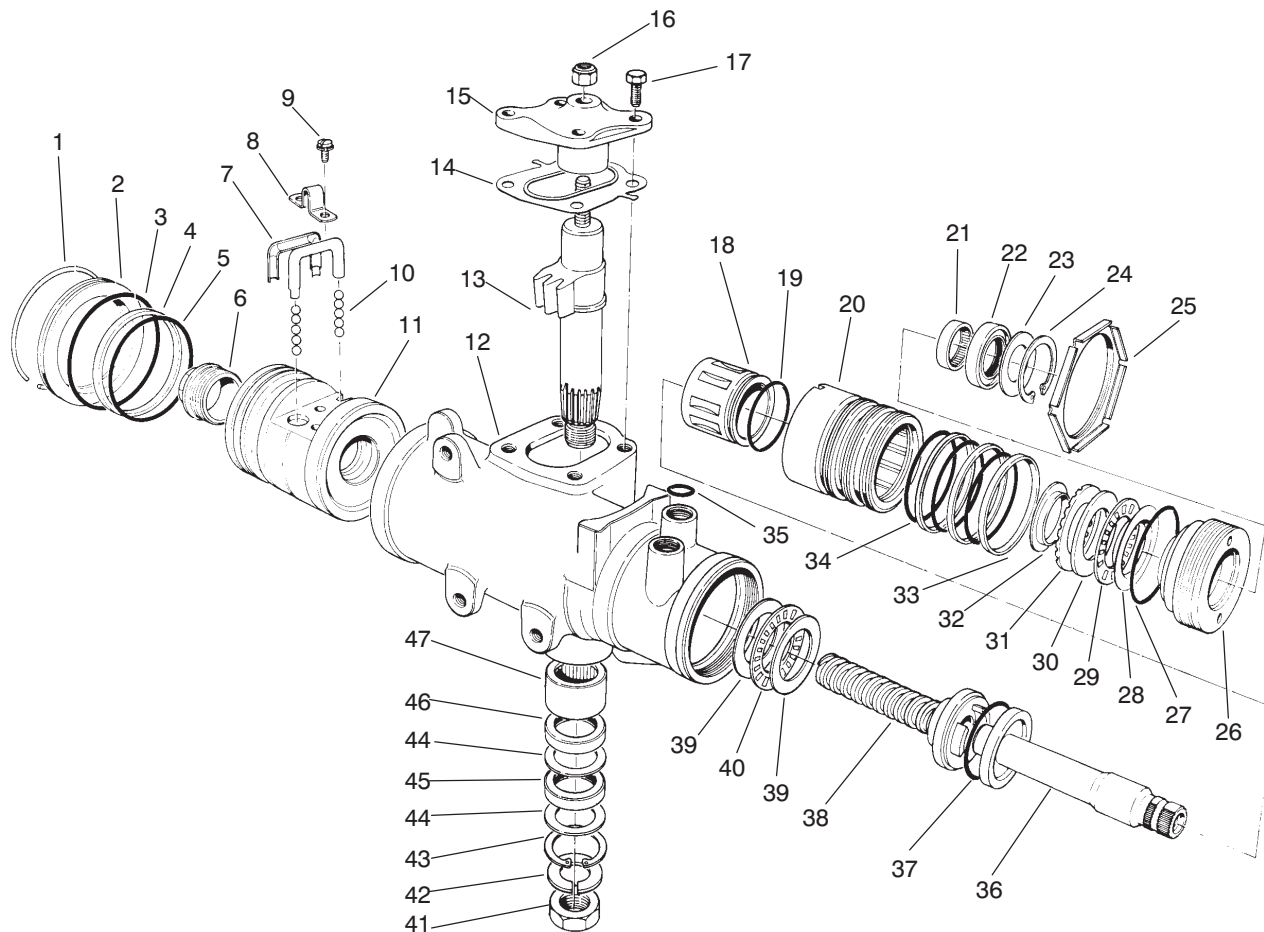


T-2007

STEERING LINKAGE ASSEMBLY

Ref. No.	Part No.	Description	No. Used	Ref. No.	Part No.	Description	No. Used
1	233-39	Knob	1	22	39-7420	Washer - Lock	1
2	87-3460	Boot - Tilt Steering	1	23	39-7440	Nut - Lock	1
3	87-4720	Plate - Steering Boot	1	24	93-8988	Boot - Steering Shaft	1
4	21-9260	Spacer	1	25	87-2280	Bearing	3
5	3277-1	Nut - Hex.	1	26	87-3250	Mount - Bearing	3
6	48-8070	Washer - Flat	1	27	32128-20	Nut - Flange	6
7	87-3820	Wheel - Steering	1	28	92-4155	Slip Joint Assembly - Upper	1
8	32144-116	Screw - Pan Head	8	29	93-8987	Slip Joint Assembly - Lower (Incl. Ref. #24 & 30)	1
9	87-3750	Cover - Steering Wheel	1	30	302-5	Fitting - Grease	1
10	43-6550	Ring - Retaining	2	31	92-4154	Universal Joint Assembly	1
11	92-4153	Assembly - Steering Column (Incl. Ref. #10)	1	32	3296-42	Nut - Lock	2
12	3290-455	Washer	1	33	321-3	Screw - Cap Hex. Hd.	2
13	3296-59	Nut - Lock	1	34	87-3610	Bracket - Detent	1
14	3253-4	Washer - Lock	4	35	65-5360	Spring - Extension	1
15	48-7740	Screw - Cap Hex. Hd.	4	36	87-3130	Lever - Tilt Steering	1
16	322-2	Screw - Cap Hex. Hd.	6	37	87-7480	Washer - Lock	3
19	93-7145	Screw - Cap Hex. Hd.	3	*	87-9160	Lower Shaft Assembly (Incl. Ref. #24 & 28-30)	1
20	87-1500	Steering Gear Assembly (Incl. Ref. #22 & 23)	1	*	87-3120	Steering Column & Shaft (Incl. Ref. #10, 11 & 31)	1
21	87-9640	Arm - Pitman	1				

*Not Illustrated



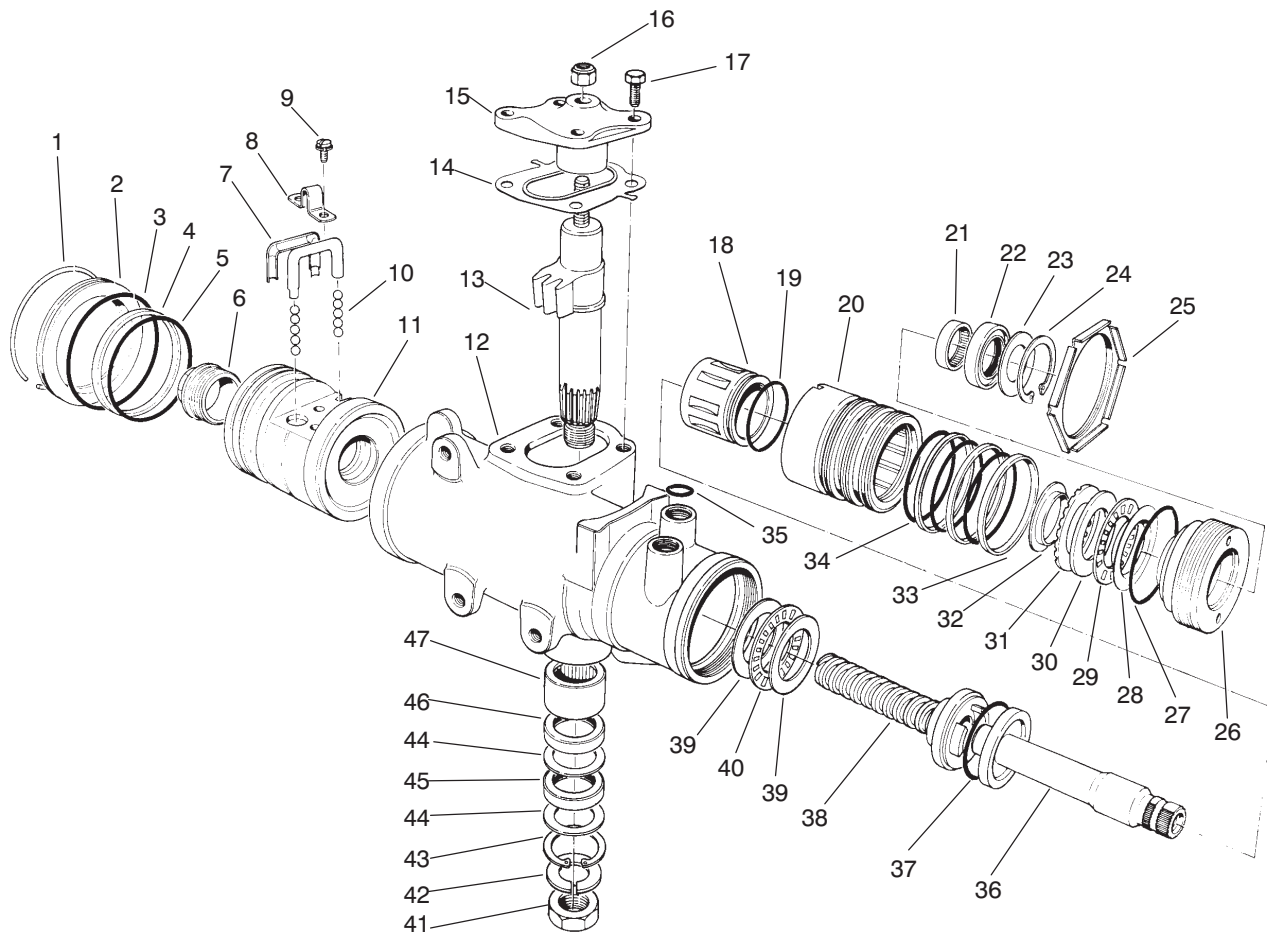
T-1580

STEERING GEAR ASSEMBLY NO. 87-1500

Ref. No.	Part No.	Description	No. Used
1		Ring - Retaining	1
2	92-4165	Plug - Housing End	1
3		Seal - Housing End Plug	1
4		Ring - Rack Piston	1
5		O-Ring, Rack Piston	1
6	18-4340	Plug - Rack Piston End	1
7	92-4168	Return - Guide Ball	2
8	18-4270	Clamp - Ball Return Guide	1
9	18-4260	Assy. - Screw/Lockwasher	2
10	18-5190	Ball - Chrome Alloy	11
11		Nut - Rack Piston	1
12		Housing - Steering Gear	1
13		Gear - Pitman Shaft	1
14	28-8280	Seal Kit - Side Cover (Incl. Ref. #17)	1
15		Cover - Housing Side	1
16	28-8220	Nut - Lash Adjuster	1
17	28-8210	Bolt - Flange Hex. Hd.	4
18		Spool Valve	1
19		O-Ring, Spool Valve	1
20		Valve Body	1
21	92-4169	Bearing - Needle	1
22		Seal - Stub Shaft	1
23		Seal - Stub Shaft Dust	1
24		Ring - Retaining	1
25	92-4159	Nut - Adjuster Plug Lock	1

Ref. No.	Part No.	Description	No. Used
26		Plug - Adjuster	1
27	28-8200	O-Ring	1
28		Race - Upper Bearing	1
29		Bearing - Roller, Thrust	1
30		Race - Thrust Bearing	1
31		Spacer - Thrust Bearing	1
32		Retainer - Bearing	1
33		Ring - Valve Body	3
34		O-Ring	3
35	39-7310	O-Ring	3
36		Shaft - Stub	1
37		O-Ring	1
38		Worm - Steering	1
39		Race - Thrust Bearing	2
40		Bearing - Roller, Thrust	1
41	39-7440	Nut - Pitman Arm	1
42	39-7420	Washer - Lock	1
43		Ring - Retaining	1
44		Washer - Seal, Backup	2
45		Seal - Pitman Shaft	1
46		Seal - Pitman Shaft	1
47	92-4170	Bearing - Pitman Shaft	1
*	92-4161	Assembly - Cover Service Housing Side (Incl. Ref. #14-17)	1

*Not Illustrated



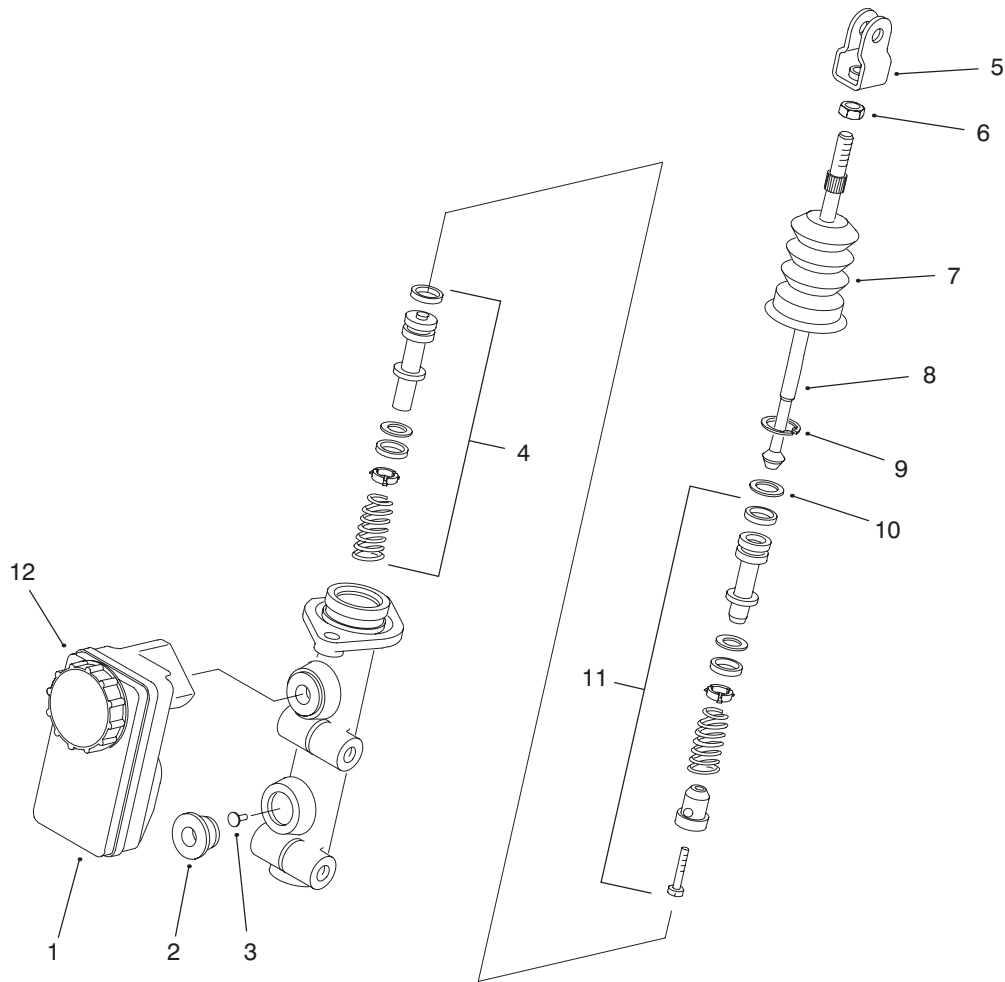
T-1580

STEERING GEAR ASSEMBLY NO. 87-1500

Ref. No.	Part No.	Description	No. Used
*	28-8270	Seal Service Kit – End Plug (Incl. Ref. #1 & 3)	1
*	28-8290	Seal Service Kit Rack/Piston (Incl. Ref. #4 & 5)	1
*	18-5180	Bearing Kit – Lower Thrust (Incl. Ref. #39-40)	1
*	18-5160	Seal Kit – Pitman Shaft (Incl. Ref. #43-46)	1
*	18-5170	Seal Kit – Valve Ring (Incl. Ref. #19, 33, 34 & 37)	1
*	92-4163	Assy. – Steering Housing (Incl. Ref. #12 & 43-47)	1
*	92-4167	Assembly – Plug Service (Incl. Ref. #22-24 & 27)	1

Ref. No.	Part No.	Description	No. Used
*	92-4162	Pitman Shaft – Gear Service (Incl. Ref. #13-15 & 17)	1
*	92-4158	Valve Assy. – Hyd. Gear (Incl. Ref. #18-20, 33, 34, 36 & 37)	1
*	92-4160	Bearing Service Kit – Upper (Incl. Ref. #28-32)	1
*	92-4166	Rack/Piston/Nut Assembly (Incl. Ref. #1-11 & 38)	1
*	92-4164	Plug Assy. – Service Adjust. (Incl. Ref. #21-24 & 26-32)	1
*	87-1500	Steering Gear (Complete)	1

*Not Illustrated

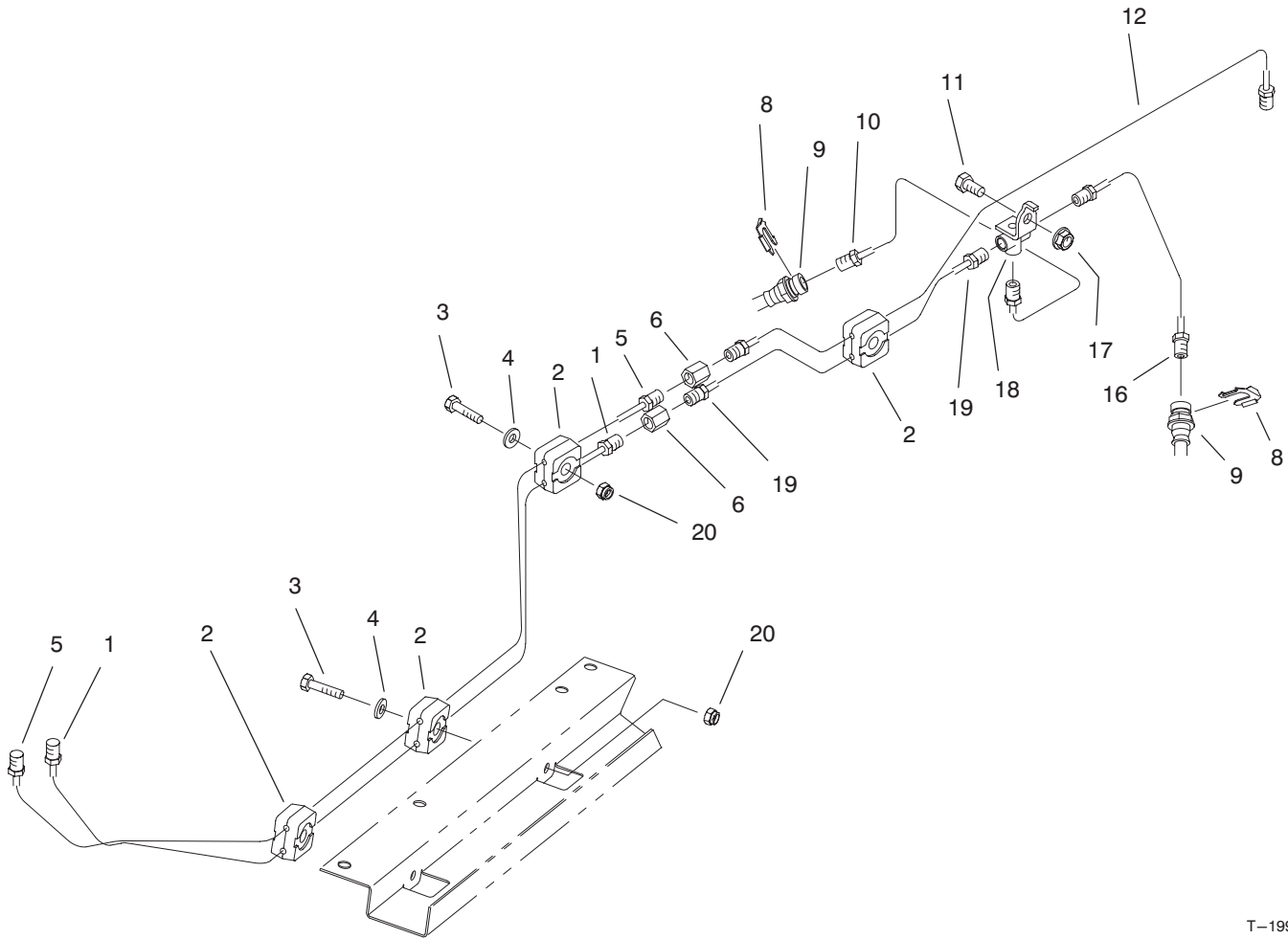


T-2339-1

MASTER BRAKE CYLINDER NO. 94-3800

Ref. No.	Part No.	Description	No. Used
1	87-3040	Reservoir - Master Cylinder (Incl. Ref. #12)	1
2	93-8971	Seal - Port, Flange	2
3	92-4103	Pin - Stop	1
4	92-4102	Secondary Piston Assembly	1
5	92-4110	Clevis	1
6	21-0360	Nut - Hex.	1

Ref. No.	Part No.	Description	No. Used
7	94-5209	Cover - Dust	1
8	94-5210	Rod - Push	1
9	92-4109	Circlip	1
10	92-4108	Washer - Retainer	1
11	92-4101	Primary Piston Assembly	1
12	92-4112	Cap Assembly	1



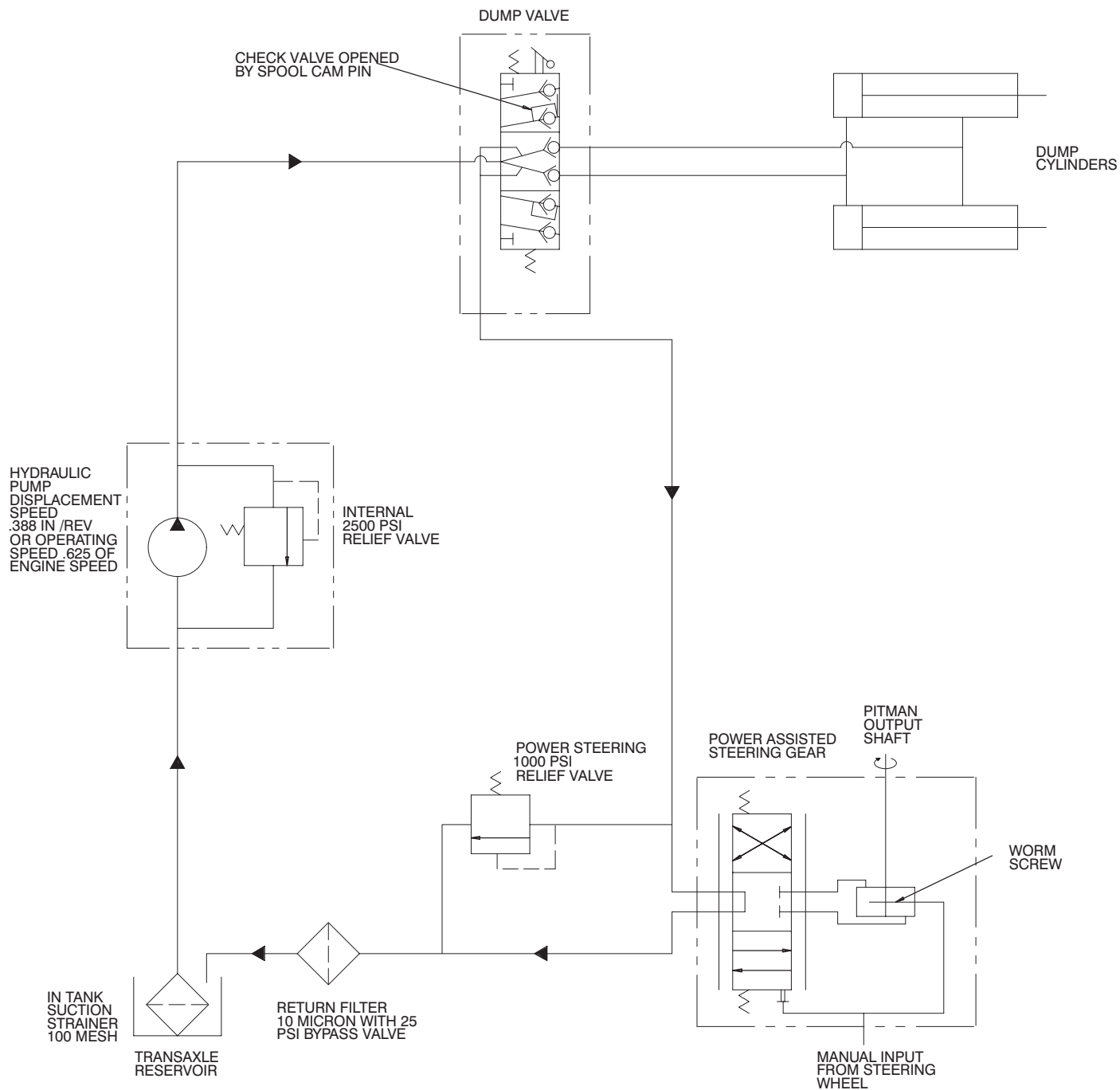
T-1990

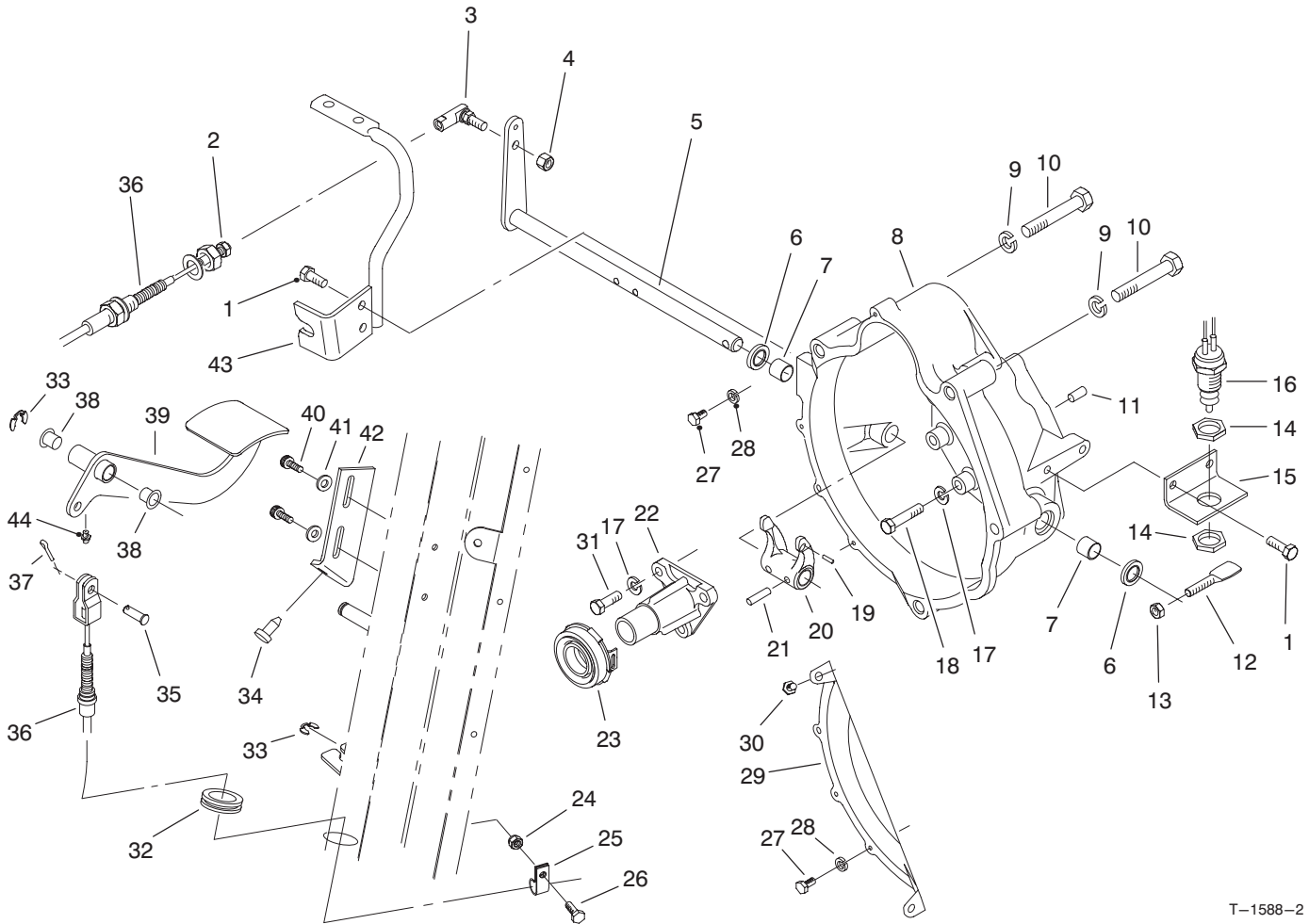
HYDRAULIC BRAKE LINE ROUTING ASSEMBLY

Ref. No.	Part No.	Description	No. Used
1	93-7083	Tube - Brake Front	1
2	87-7660	Clamp - Brake Line	8
3	321-9	Screw - Cap Hex. Hd.	4
4	3256-22	Washer - Flat	5
5	93-7084	Tube - Brake Rear	1
6	87-3570	Fitting - Union	2
7	93-7086	Tube - Brake Rear	1
8	87-3580	Retainer - Brake Hose	2
9	93-7059	Hose - Brake Front	2
10	93-7081	Tube - Brake Front RH	1

Ref. No.	Part No.	Description	No. Used
11	322-2	Screw - Cap Hex. Hd.	1
12	93-7087	Tube - Brake Rear	1
13	321-4	Screw - Cap Hex. Hd.	2
14	2412-149	R-Clamp	2
15	32128-33	Nut - Flange Head	2
16	93-7082	Tube - Brake Front LH	1
17	32128-20	Nut - Flange	1
18	87-3560	Tee - Brake Line	1
19	93-7085	Tube - Brake Front	1
20	3296-42	Nut - Lock	4

HYDRAULIC SCHEMATIC



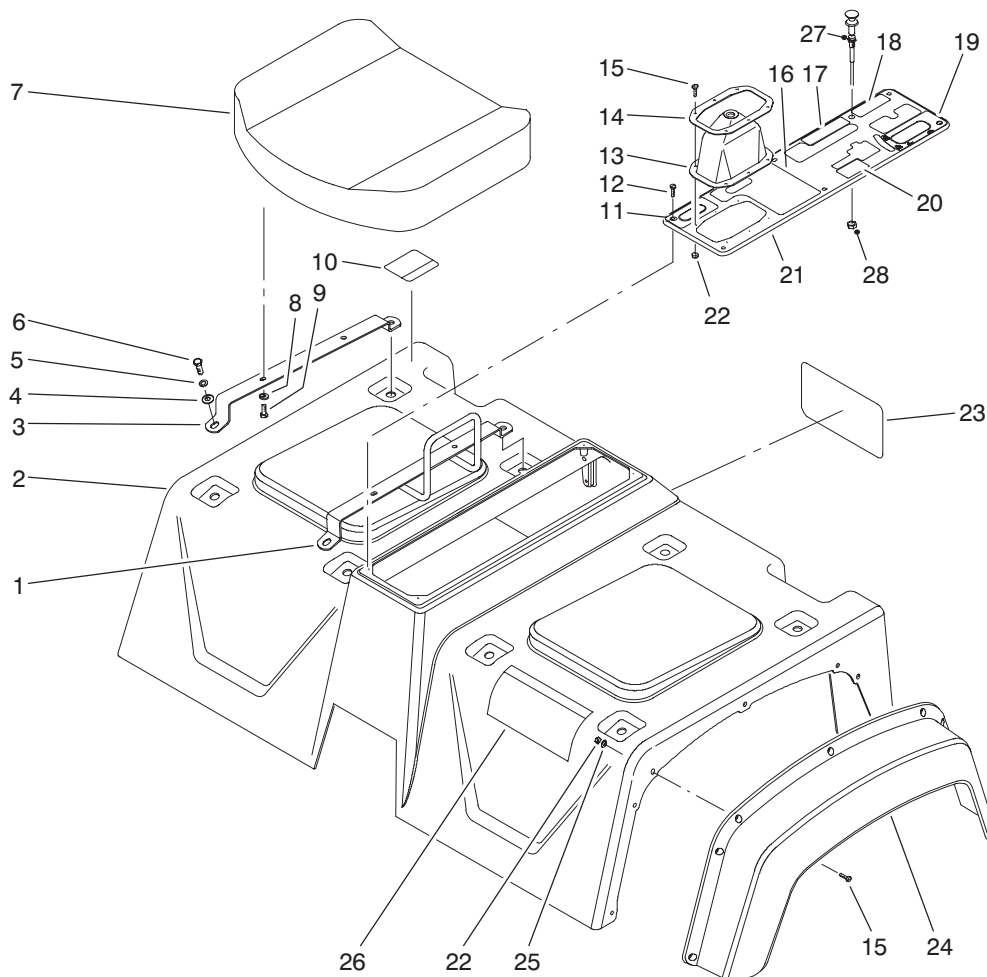


T-1588-2

CLUTCH LINKAGE ASSEMBLY

Ref. No.	Part No.	Description	No. Used
1	66-3160	Screw - Cap Hex. Hd.	2
2	3220-2	Nut - Jam	1
3	2411-33	Joint - Ball	1
4	3296-4	Nut - Lock	1
5	87-5290	Shaft - Release	1
6	87-1920	Shaft - Shaft	2
7	87-3770	Bushing - Sleeve	2
8	93-7121	Housing - Bell	1
9	3253-22	Washer - Lock	4
10	56-2150	Screw - Cap Hex. Hd.	4
11	87-1910	Pin - Alignment	2
12	87-5360	Lever	1
13	3296-29	Nut - Lock	1
14	3218-20	Nut - Jam	2
15	87-5350	Bracket - Switch	1
16	87-5490	Switch - Neutral	1
17	42-9850	Washer - Lock	12
18	42-9530	Screw - Cap Hex. Hd.	9
19	32121-7	Pin - Roll	1
20	87-5300	Fork - Clutch	1
21	32121-24	Pin - Roll	2
22	87-5320	Guide - Release	1
23	87-2100	Bearing - Release	1

Ref. No.	Part No.	Description	No. Used
24	32128-33	Nut - Flange Lock	1
25	2412-89	Clamp - R	1
26	321-4	Screw - Cap Hex. Hd.	1
27	48-7610	Screw - Cap Hex. Hd.	4
28	3253-3	Washer - Lock	4
29	92-1938	Cover - Bell Housing	1
30	92-2129	Screw - Cap Hex. Hd.	2
31	57-6380	Screw - Cap Hex. Hd.	3
32	240-5	Grommet	1
33	32120-47	Ring - E	2
34	87-8460	Bumper	1
35	283-30	Pin - Clevis	1
36	93-7091	Clutch Cable Assembly (Incl. Ref. #2)	1
37	3272-10	Pin - Cotter	1
38	256-156	Bushing - Flange	2
39	93-8958	Pedal - Clutch	1
40	87-6620	Screw - Torx Pan Hd.	2
41	3256-22	Washer - Flat	2
42	87-8710	Tab - Clutch	1
43	87-8480	Bracket - Clutch	1
44	302-5	Filling - Grease	1

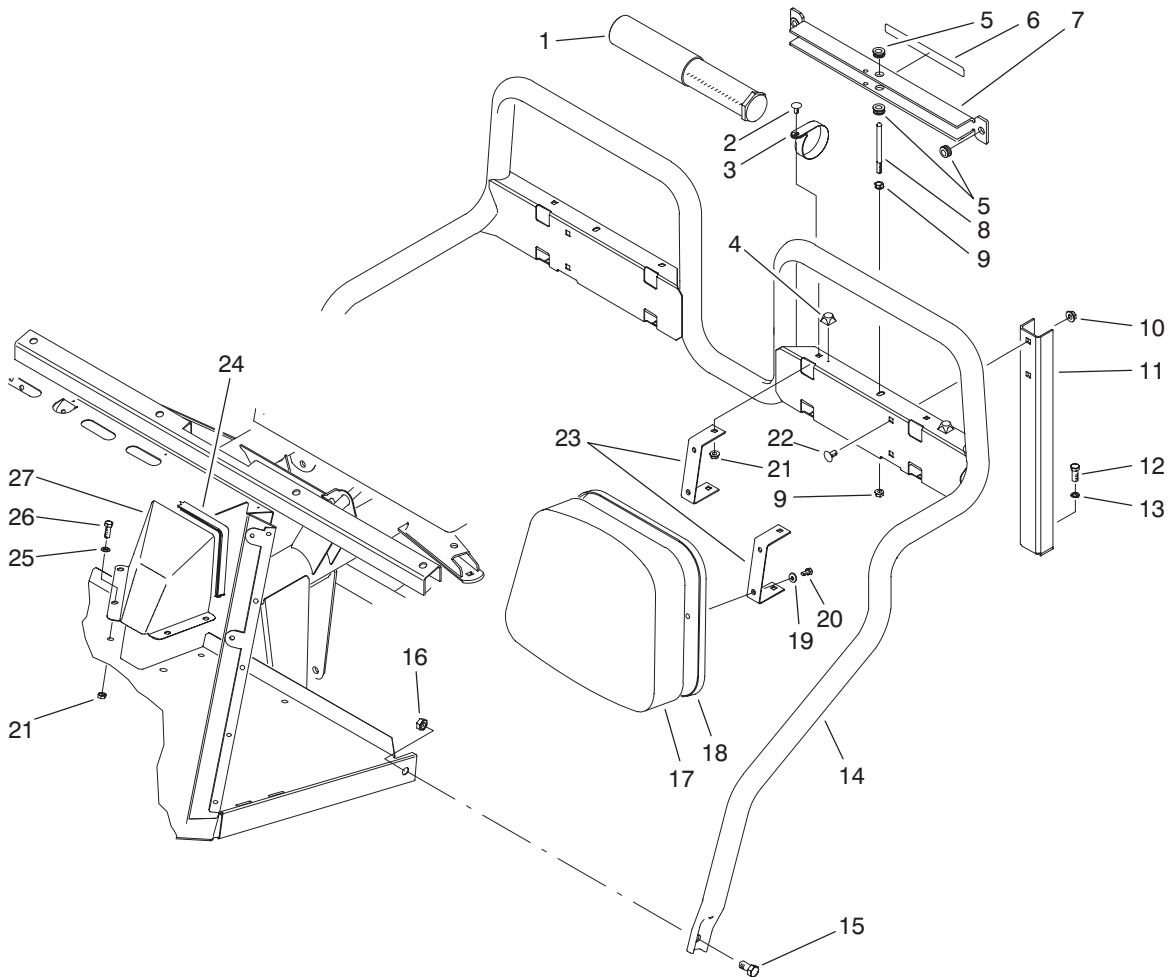


T-2093

SEAT BASE ASSEMBLY

Ref. No.	Part No.	Description	No. Used	Ref. No.	Part No.	Description	No. Used
1	87-6890	Hold - Hand	1	14	87-3760	Plate - Shift Boot	1
2	92-4199	Skirt Assembly (Incl. Ref. #10 & 26)	1	15	3250-13	Screw - Hex. Hd.	20
3	87-3800	Bracket - Seat Bottom	3	‡16	87-5970	Decal - PTO	1
4	3256-23	Washer - Flat	4	‡17	87-6000	Decal - Differential Lock	1
5	3253-4	Washer - Lock	8	‡18	92-2609	Decal - Remote Hydraulics	1
6	322-5	Screw - Cap Hex. Hd.	8	‡19	87-6010	Decal - Dump Hydraulics	1
7	87-5060	Cushion - Seat Bottom	2	‡20	87-6020	Decal - Parking Brake	1
8	3256-22	Washer - Flat	8	21	87-8080	Console Plate Assembly (Incl. Ref. #11 & 16-20)	1
9	321-4	Screw - Cap Hex. Hd.	8	22	3296-2	Nut - Lock	20
‡10	87-5930	Decal - Caution	1	‡23	87-9100	Decal - Quick Reference	1
‡11	87-5960	Decal - Axle Range	1	24	87-9480	Fender - Front	2
12	32144-52	Screw - Hex. Hd.	6	25	3256-61	Washer - Flat	14
13	87-8620	Boot - Shift	1	‡26	87-5920	Decal - Danger	1

‡For different language versions of this part, see International Decal Cross Reference.

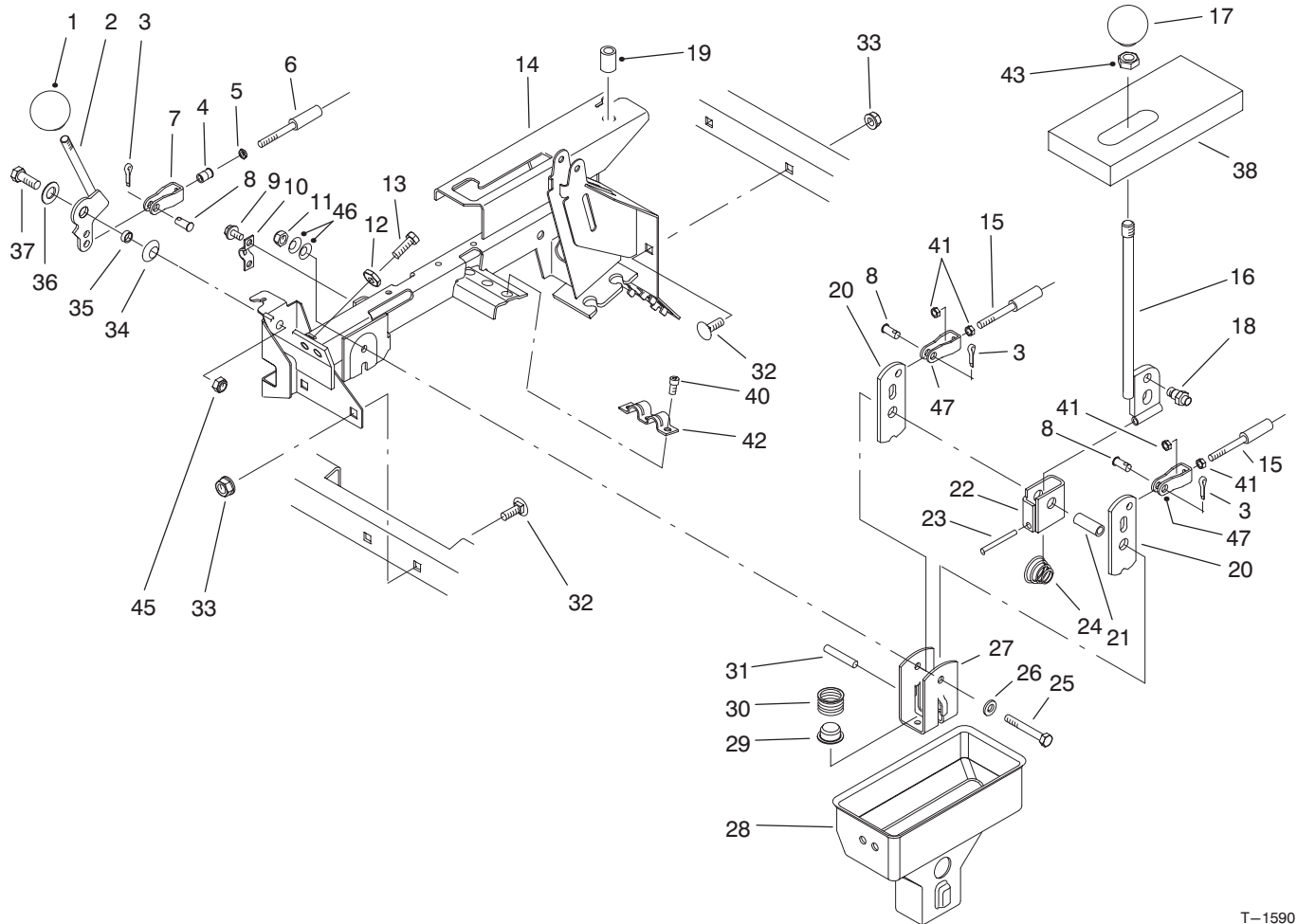


T-2009

SEAT BACK ASSEMBLY

Ref. No.	Part No.	Description	No. Used	Ref. No.	Part No.	Description	No. Used
1	74-0720	Tube – Manual	1	14	87-6170	Frame – Seat	1
2	3230-18	Bolt – Carriage	8	15	325-4	Screw – Cap Hex. Hd.	2
3	2412-133	Clamp – R	2	16	3296-23	Nut – Lock	2
4	111071	Bumper	2	17	87-6290	Cushion – Seat Back	2
5	92-5972	Grommet	4	18	87-6280	Plate – Seat Back	2
†6	87-7930	Decal – Danger	1	19	3256-22	Washer – Flat	8
7	87-7950	Bed Support Assembly (Incl. Ref. #5 & 6)	1	20	321-4	Screw – Cap Hex. Hd.	8
8	87-7940	Stud	1	21	32128-20	Nut – Flange Lock	12
9	32128-44	Nut – Flange Lock	2	22	3231-21	Bolt – Carriage	4
10	3290-357	Nut – Flange Lock	4	23	87-6240	Bracket – Seat Back	4
11	87-2510	Bracket – Seat Frame	2	24	87-0710	Trim	1
12	323-6	Screw – Cap Hex. Hd.	2	25	3256-23	Washer – Flat	4
13	3253-21	Washer – Lock	2	26	322-3	Screw – Cap Hex. Hd.	4
				27	87-9650	Cover – Steering Gear	1

†For different language versions of this part, see International Decal Cross Reference.

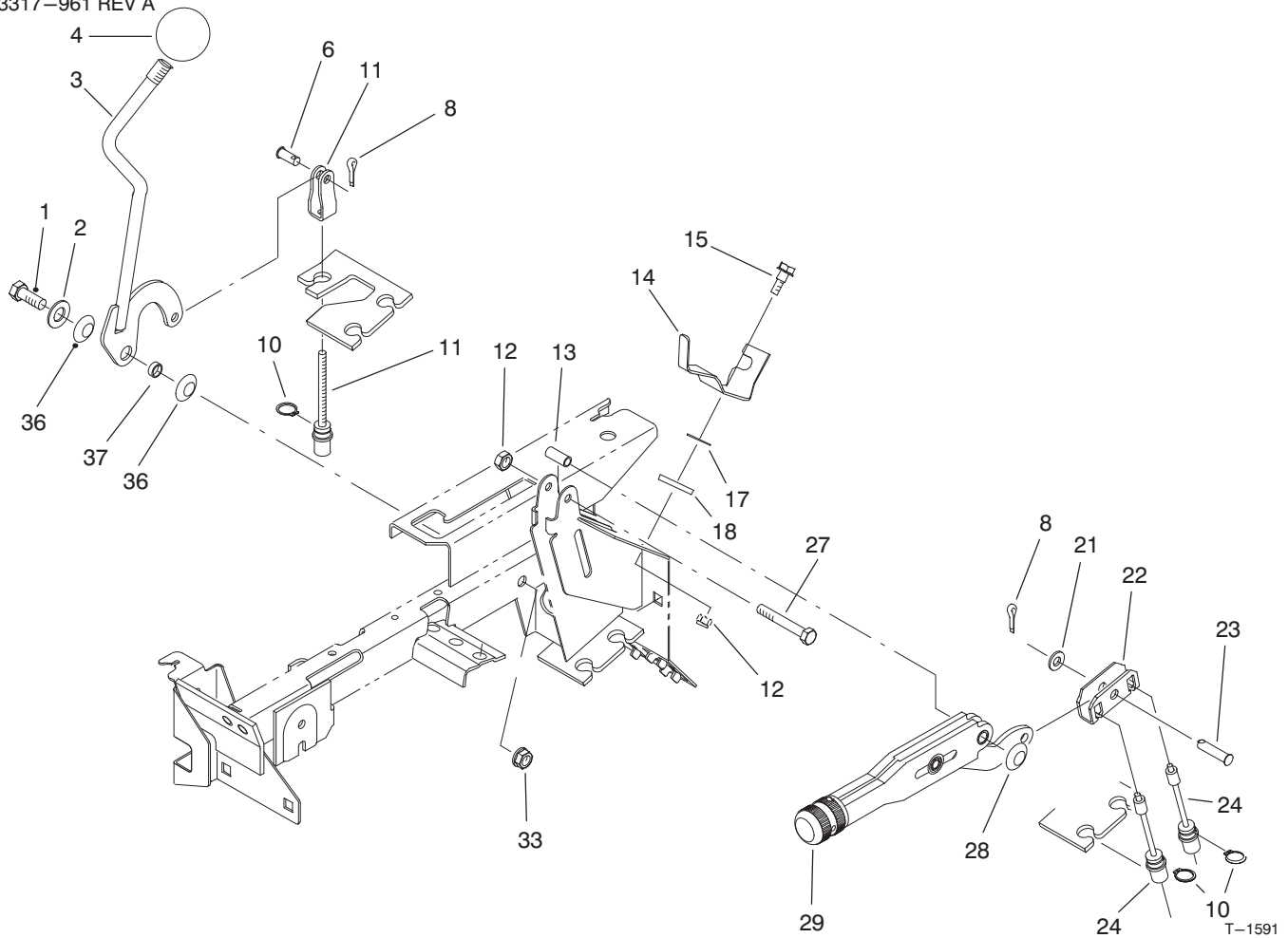


T-1590

HI-LO & SHIFT LEVER ASSEMBLIES

Ref. No.	Part No.	Description	No. Used	Ref. No.	Part No.	Description	No. Used
1	233-37	Knob	1	22	87-6040	Bracket - Shifter	1
2	87-4350	Lever - Hi-Lo	1	23	32121-48	Pin - Roll	1
3	3272-6	Pin - Cotter	3	24	87-2900	Spring - Compression	1
4	32148-15	Insert - Threaded	1	25	322-12	Screw - Cap Hex. Hd.	1
5	3219-14	Nut	1	26	87-8640	Washer - Flat	1
6	93-7106	Hi-Lo Cable Assembly (Incl. Ref. #5)	1	27	87-3520	Clevis	1
7	87-7160	Assembly - Clevis, Cable (Incl. Ref. #4)	1	28	87-2260	Boot - Shift Lower	1
8	283-62	Pin - Clevis	3	29	87-3530	Button - Shifter	1
9	32144-4	Screw - Hex. Washer Hd.	2	30	87-3660	Spring - Compression	1
10	87-4340	Clamp - Cable	1	31	3290-507	Pin - Dowel	1
11	3296-58	Nut - Lock	1	32	3231-21	Bolt - Carriage	4
12	3220-3	Nut - Jam	2	33	3290-357	Nut - Flange Lock	4
13	3211-8	Screw - Cap Hex. Hd.	2	34	3290-221	Washer - Spring	1
14	94-5202	Lever Support Assembly (Incl. Ref. #19)	1	35	76-9100	Spacer - Hi-Lo Lever	1
15	93-7105	Cable Assembly (Incl. Ref. #41)	2	36	49-9150	Washer - Flat	1
16	87-2040	Lever - Shift	1	37	323-6	Screw - Cap Hex. Hd.	1
17	87-6720	Knob	1	38	87-6570	Foam - Seal	1
18	87-3650	Pin - Shift	1	40	65-5220	Screw - Hex. Socket Hd.	3
19	32148-7	Nut - Clinch	2	41	3220-1	Nut - Jam	4
20	87-3540	Link - Shift	2	42	87-4960	Clamp - Cable	1
21	87-2520	Tube - Pivot	1	43	3218-18	Nut - Jam	1
				45	3296-39	Nut - Lock	1
				46	3290-456	Washer - Belleville	2
				47	87-2310	Clevis - Cable	2

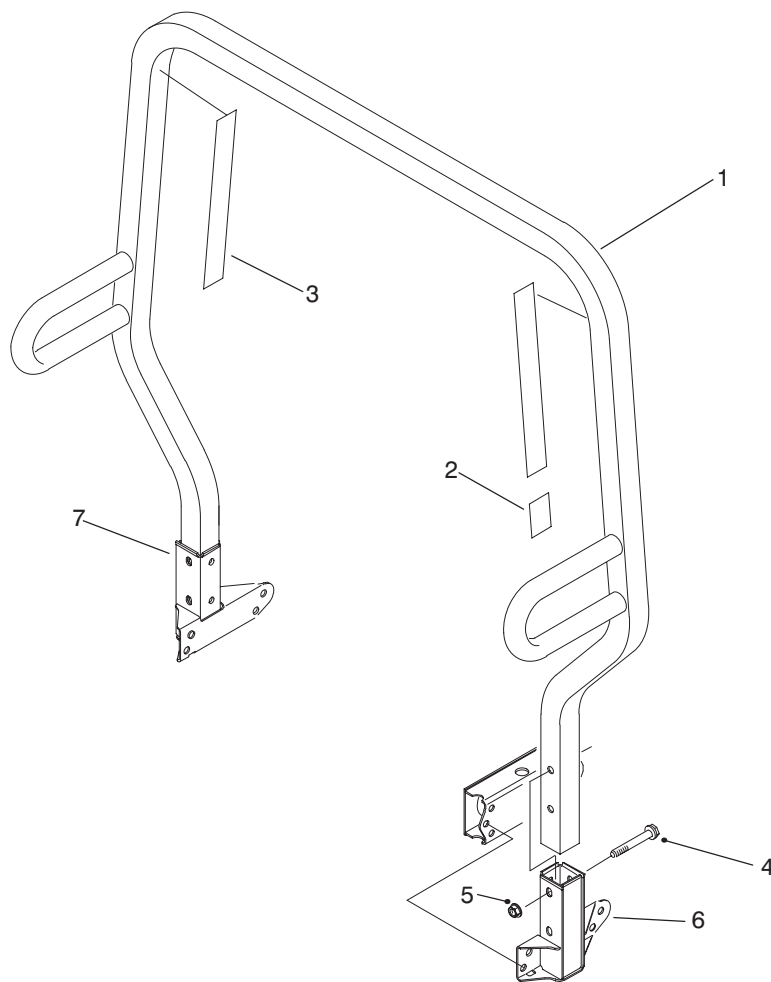
3317-961 REV A



DIFFERENTIAL LOCK & PARKING BRAKE ASSEMBLIES

Ref. No.	Part No.	Description	No. Used
1	323-6	Screw - Cap Hex. Hd.	1
2	49-9150	Washer - Flat	1
3	87-5030	Lever - Differential Lock	1
4	233-48	Knob	1
6	283-62	Pin - Clevis	1
8	3272-6	Pin - Cotter	1
10	32120-47	Ring - Retaining	3
11	87-4460	Differential Lock Cable	1
12	3296-42	Nut - Lock	1
13	87-4710	Spacer - Barking Brake	1
14	87-6640	Lever - Dump Stop	1
15	42-3560	Screw - Shoulder	1

Ref. No.	Part No.	Description	No. Used
17	3290-478	Washer - Belleville	1
18	71-5320	Washer - Flat	1
21	3256-23	Washer - Flat	1
22	87-3480	Plate - Brake Equalizer	1
23	94-3829	Pin - Clevis	1
24	93-7107	Cable - Parking Brake	2
27	321-9	Screw - Cap Hex. Hd.	1
28	3290-477	Washer - Curved	1
29	87-2710	Lever - Parking Brake	1
33	3296-39	Nut - Lock	1
36	3290-221	Washer - Spring	2
37	76-2290	Spacer	1



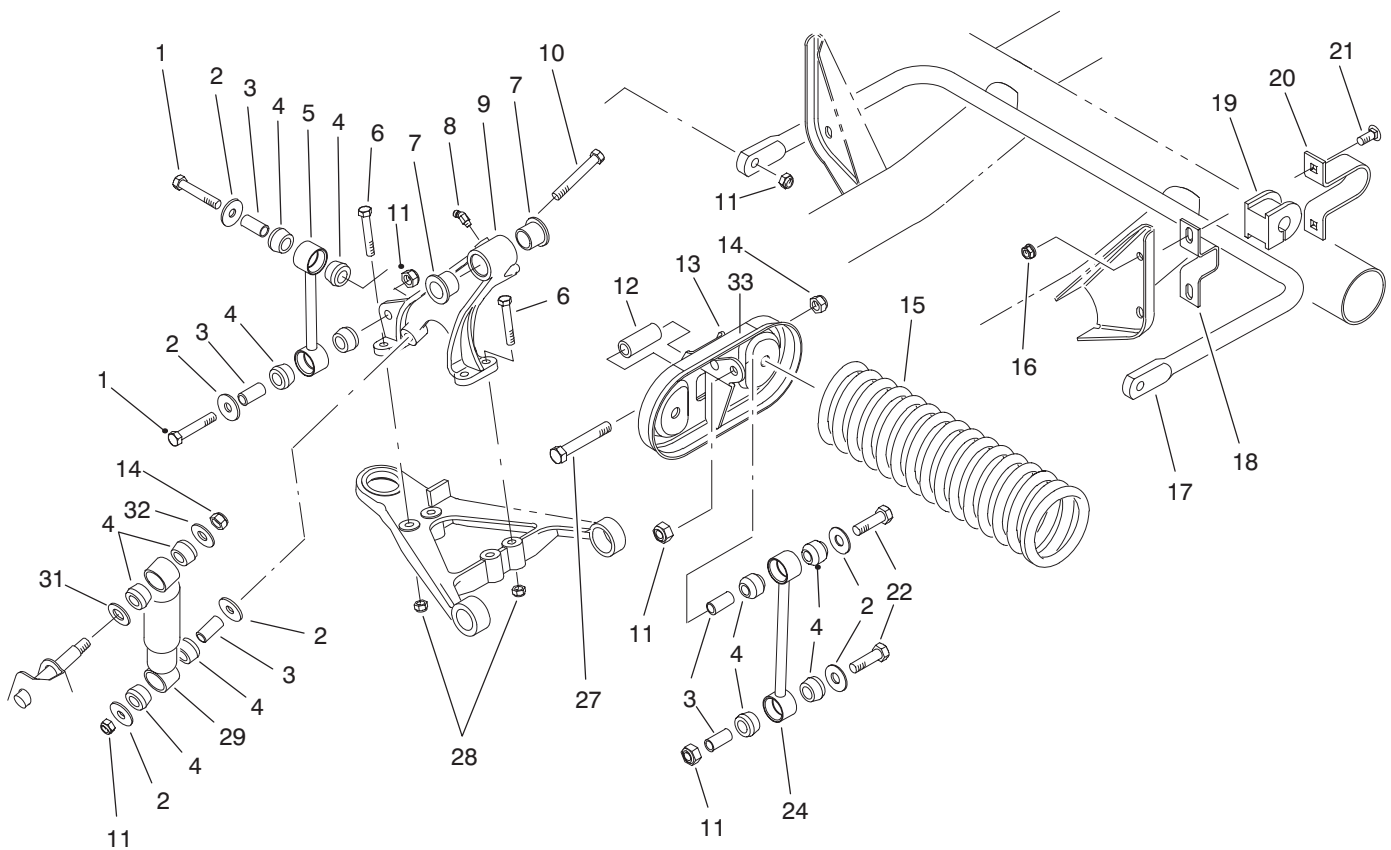
T-1592

R.O.P.S. ASSEMBLY

Ref. No.	Part No.	Description	No. Used
1	87-7090	Assembly - Frame, R.O.P.S. (Incl. Ref. #2 & 3)	1
‡2	87-5940	Decal - Rollover	1
‡3	87-5980	Decal - ROPS	2

Ref. No.	Part No.	Description	No. Used
4	3234-40	Screw - Hex. Flange Hd.	4
5	32128-23	Nut - Flange Lock	4
6	87-6950	Receiver - LH	1
7	87-6960	Receiver - RH	1

‡For different language versions of this part, see International Decal Cross Reference.



T-1593

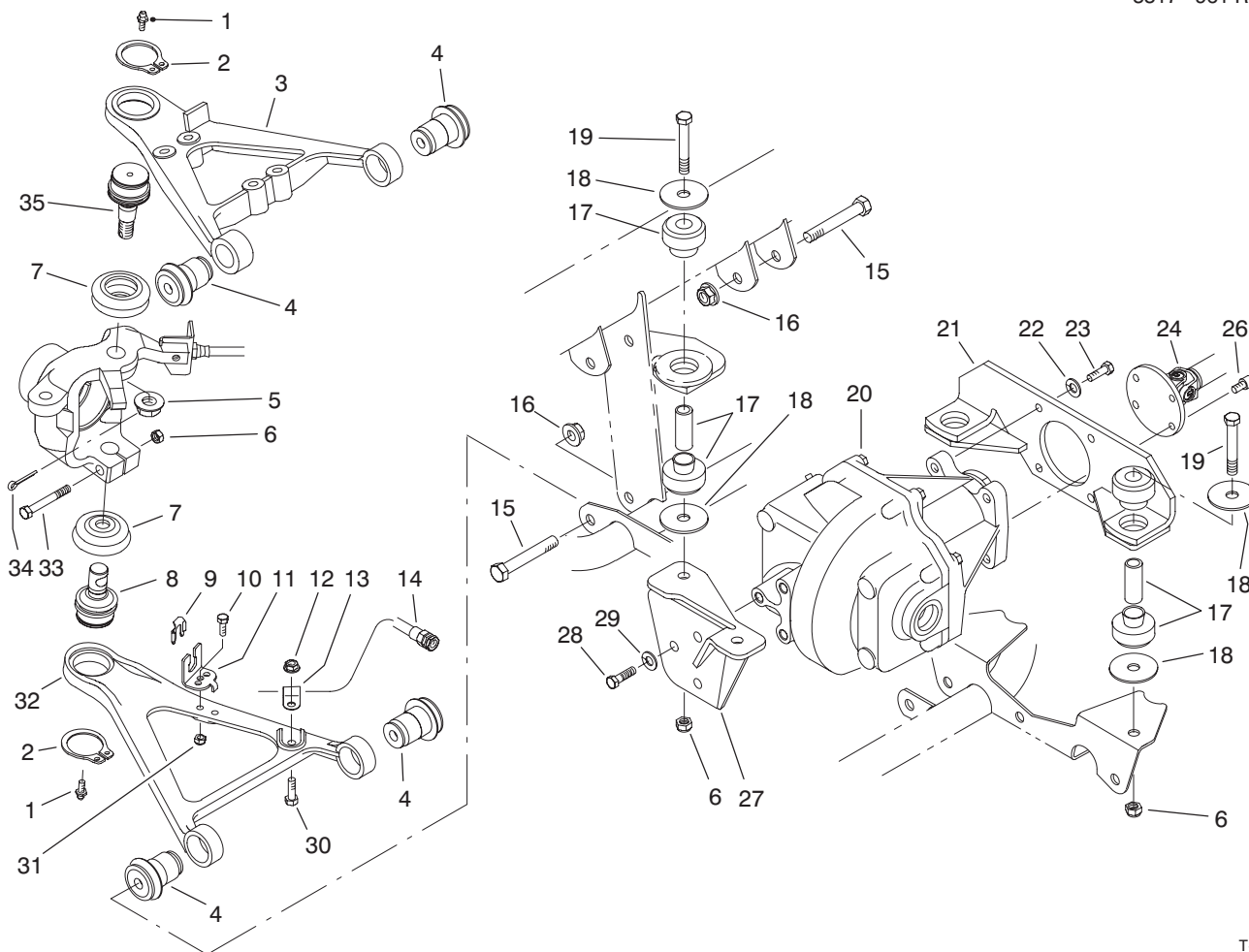
FRONT SUSPENSION ASSEMBLY

Ref. No.	Part No.	Description	No. Used
1	324-10	Screw - Cap Hex. Hd.	4
2	87-5330	Washer	8
3	87-3600	Spacer	10
4	87-3920	Bushing - Rubber	16
5	87-3860	Link - Anti-Sway Bar	2
6	323-12	Screw - Cap Hex. Hd.	8
7	33-3090	Bushing - Flange	4
8	302-11	Fitting - Grease	1
9	87-0150	Tower - Control Arm RH	1
*	87-0160	Tower - Control Arm LH	1
10	324-13	Screw - Cap Hex. Hd.	2
11	3296-48	Nut - Lock	10
12	87-2500	Sleeve - Spring Pivot	2
13	87-7150	Assembly - Cradle, Spring (Incl. Ref. #33)	2
14	3296-23	Nut - Lock	4

Ref. No.	Part No.	Description	No. Used
15	87-0690	Spring - Compression	2
16	3290-357	Nut - Flange Lock	4
17	87-3850	Bar - Anti-Sway	1
18	87-3890	Bracket - Anti-Sway Bar	2
19	87-3910	Bushing - Anti-Sway Bar	2
20	87-4010	Clamp - Anti-Sway Bar	2
21	3231-3	Bolt - Carriage	4
22	324-9	Screw - Cap Hex. Hd.	4
24	87-2480	Link - Stabilizer	2
27	325-13	Screw - Cap Hex. Hd.	4
28	3296-39	Nut - Lock	8
29	87-3110	Absorber - Shock	2
31	3256-27	Washer - Flat	2
32	3256-6	Washer - Flat	2
‡33	44-0760	Decal - Warning	2

*Not Illustrated

‡For different language versions of this part, see International Decal Cross Reference.



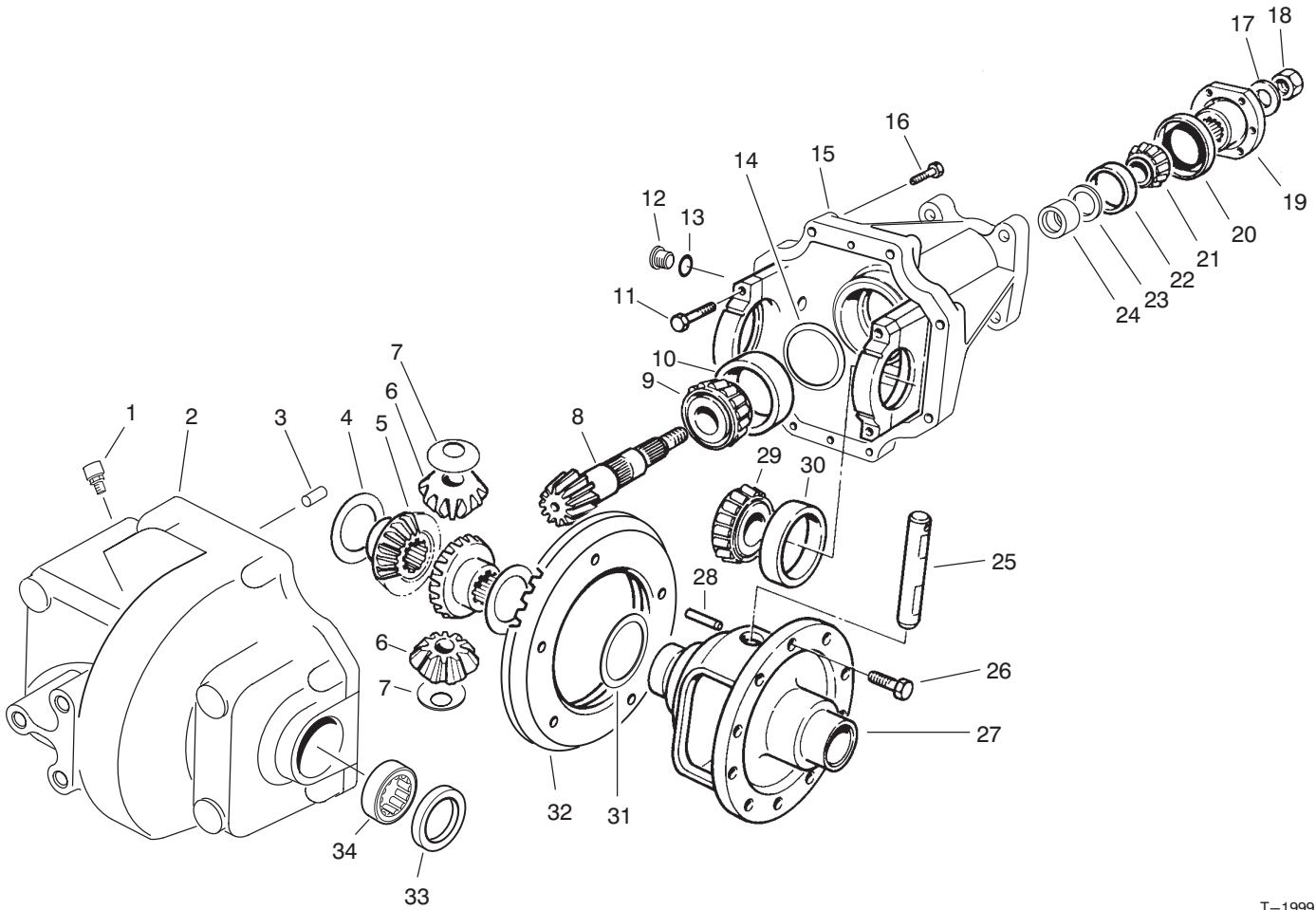
T-1991

FRONT SUSPENSION CONTROL ARM ASSEMBLY

Ref. No.	Part No.	Description	No. Used
1	302-5	Fitting - Grease	4
2	32151-104	Ring - Retaining	4
3	93-7135	Arm - Control Upper RH	1
*	93-7133	Arm - Control Upper LH	1
4	87-1450	Bushing - Flange	8
5	32136-2	Nut - Hex. Slotted	2
6	3296-48	Nut - Lock	6
7	87-2420	Seal - Lower Ball	4
8	93-7052	Joint - Ball	2
9	87-3580	Retainer	2
10	321-6	Screw - Cap Hex. Hd.	2
11	93-7070	Bracket - Brake Hose	2
12	32128-20	Nut - Lock	2
13	2412-10	Clamp - R	2
14	93-7059	Hose - Brake Front	2
15	325-13	Screw - Cap Hex. Hd.	8
16	3296-23	Nut - Hex.	8
17	87-4970	Engine Mount Assembly	4

Ref. No.	Part No.	Description	No. Used
18	87-5100	Washer - Snubbing	8
19	324-12	Screw - Cap Hex. Hd.	4
20	93-7054	Front Differential Assembly	1
21	93-7074	Mount - Differential Rear	1
22	3253-21	Washer - Lock	4
23	323-7	Screw - Cap Hex. Hd.	4
24	93-7116	Differential Driveshaft Assy.	1
26	3274-97	Screw - Socket Hex. Hd.	6
27	93-7118	Bracket - Differential Front	1
28	324-5	Screw - Cap Hex. Hd.	3
29	3253-6	Washer - Lock	3
30	322-5	Screw - Cap Hex. Hd.	2
31	3296-42	Nut - Lock	2
32	87-0210	Arm - Control Lower RH	1
*	87-0220	Arm - Control Lower LH	1
33	324-11	Screw - Cap Hex. Hd.	2
34	3272-11	Pin - Cotter	2
35	87-1430	Joint - Upper Ball	2

*Not Illustrated



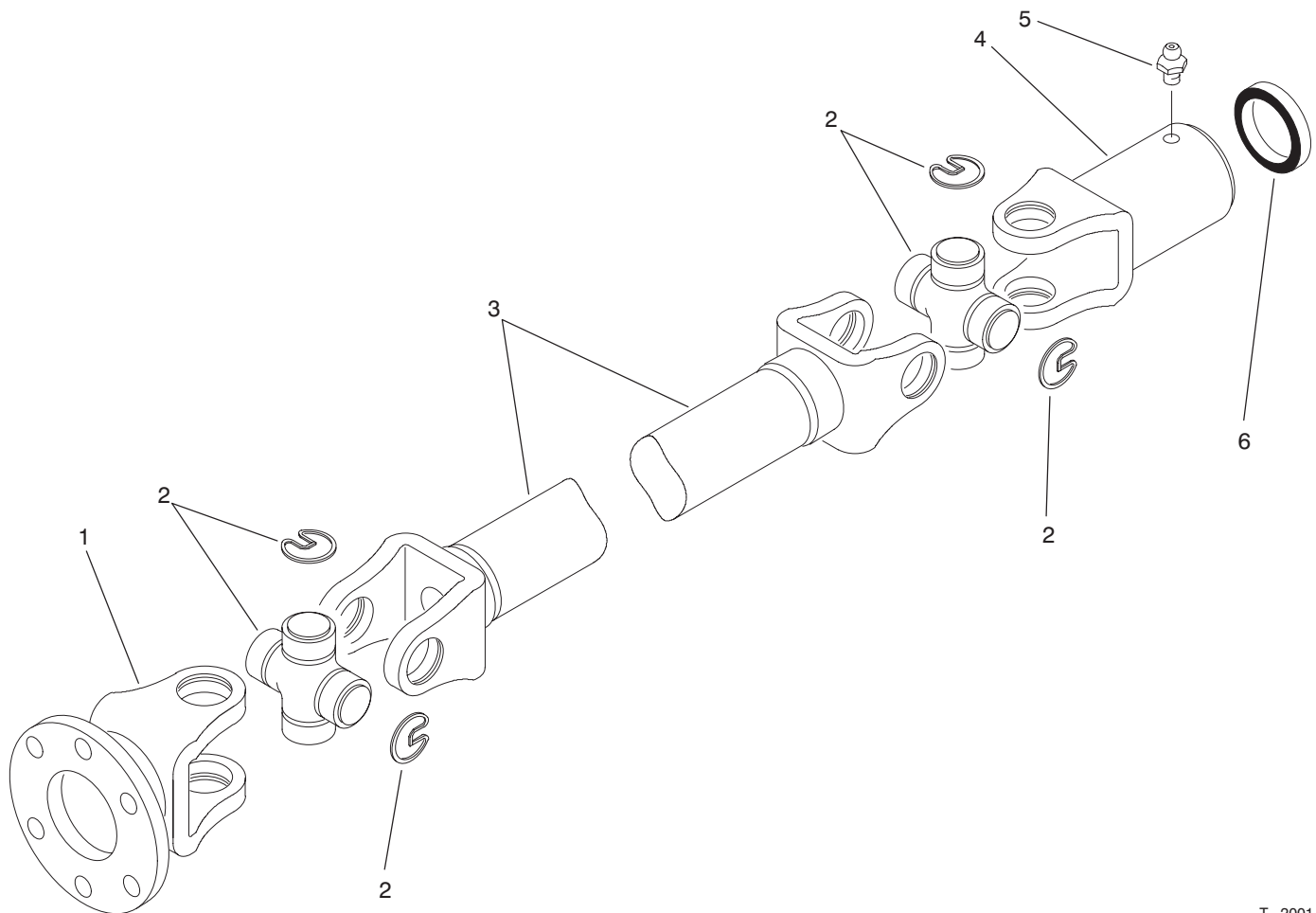
T-1999

FRONT DIFFERENTIAL ASSEMBLY NO. 93-7054

Ref. No.	Part No.	Description	No. Used
1	93-8910	Vent	1
2	93-8908	Housing - Front	1
3	21-8270	Pin - Alignment	2
4	21-7720	Washer - Thrust	2
5	93-8911	Gear - Bevel Side	2
6	21-7690	Gear - Pinion	2
7	21-7730	Washer - Thrust	2
8	93-3618	Pinion & Ring Gear Assy. (Incl. Ref. #32)	1
9	43-6760	Cone - Bearing	1
10	43-6750	Cup - Bearing	1
11	92-1773	Screw - Cap Hex. Hd.	4
12	93-8916	Plug Assembly (Incl. Ref. #13)	2
13	237-79	Seal - O-Ring	2
14	43-6710	Shim - .003"	A/R
*	43-6711	Shim - .005"	A/R
*	43-6712	Shim - .010"	A/R
*	43-6713	Shim - .030"	A/R
15	93-8900	Carrier Assembly (Incl. Ref. #11)	1
16	93-8909	Screw - Cap Hex. Hd.	8
17	71-4340	Washer	1
18	71-4350	Nut - Lock	1
19	93-8903	Flange	1

Ref. No.	Part No.	Description	No. Used
20	71-4330	Seal - Oil	1
21	93-8904	Shim - .003"	A/R
*	93-8905	Shim - .005"	A/R
*	93-8906	Shim - .010"	A/R
*	93-8907	Shim - .030"	A/R
22	264-91	Cone - Bearing	1
23	254-90	Cup - Bearing	1
24	93-8902	Spacer - Bearing	1
25	21-7700	Shaft - Pinion	1
26	21-7770	Screw - Cap Hex. Hd.	5
27	21-7670	Case - Differential	1
28	32121-15	Pin - Roll	1
29	254-65	Cone - Bearing	2
30	254-66	Cup - Bearing	2
31	21-8090	Shim - .003"	A/R
*	21-8100	Shim - .005"	A/R
*	21-8110	Shim - .010"	A/R
*	21-8120	Shim - .030"	A/R
32		Gear - Ring	1
33	93-8918	Seal - Oil	2
34	93-8917	Bearing - Needle	2
*	93-8901	Differential Case Assembly (Incl. Ref. #4-7, 25, 27 & 28)	1

*Not Illustrated



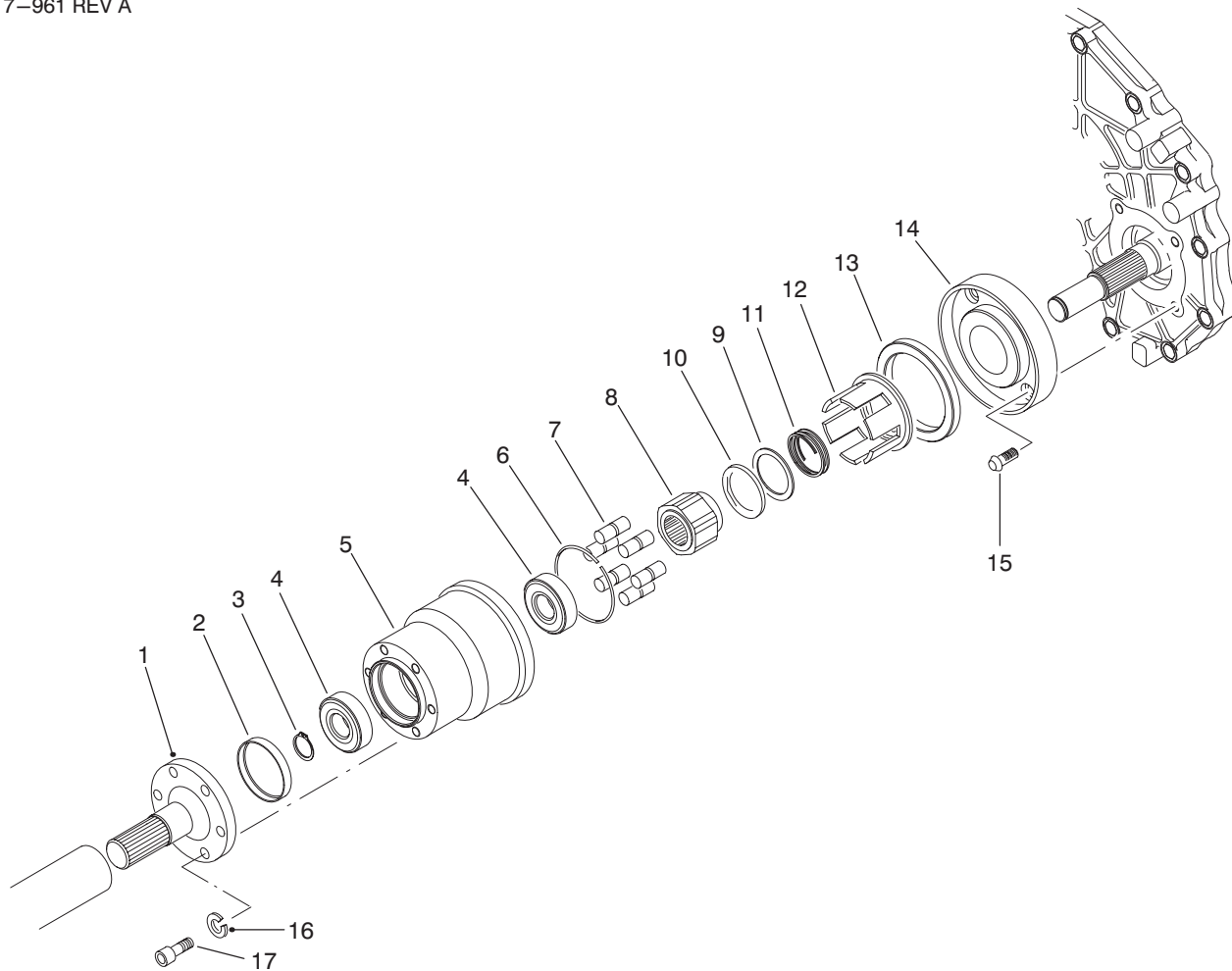
T-2001

DIFFERENTIAL DRIVESHAFT ASSEMBLY NO. 93-7116

Ref. No.	Part No.	Description	No. Used
1	92-4193	Yoke - Flange	1
2	54-9180	Cross & Bearing Kit	2
3	92-4194	Yoke - Tube	1
4	92-4195	Slip Yoke Assembly (Incl. Ref. #5)	1

Ref. No.	Part No.	Description	No. Used
5	302-11	Fitting - Grease	1
6	92-4196	Seal	1
*	93-7116	Driveshaft Assembly (Incl. Ref. #1-6)	1

*Not Illustrated



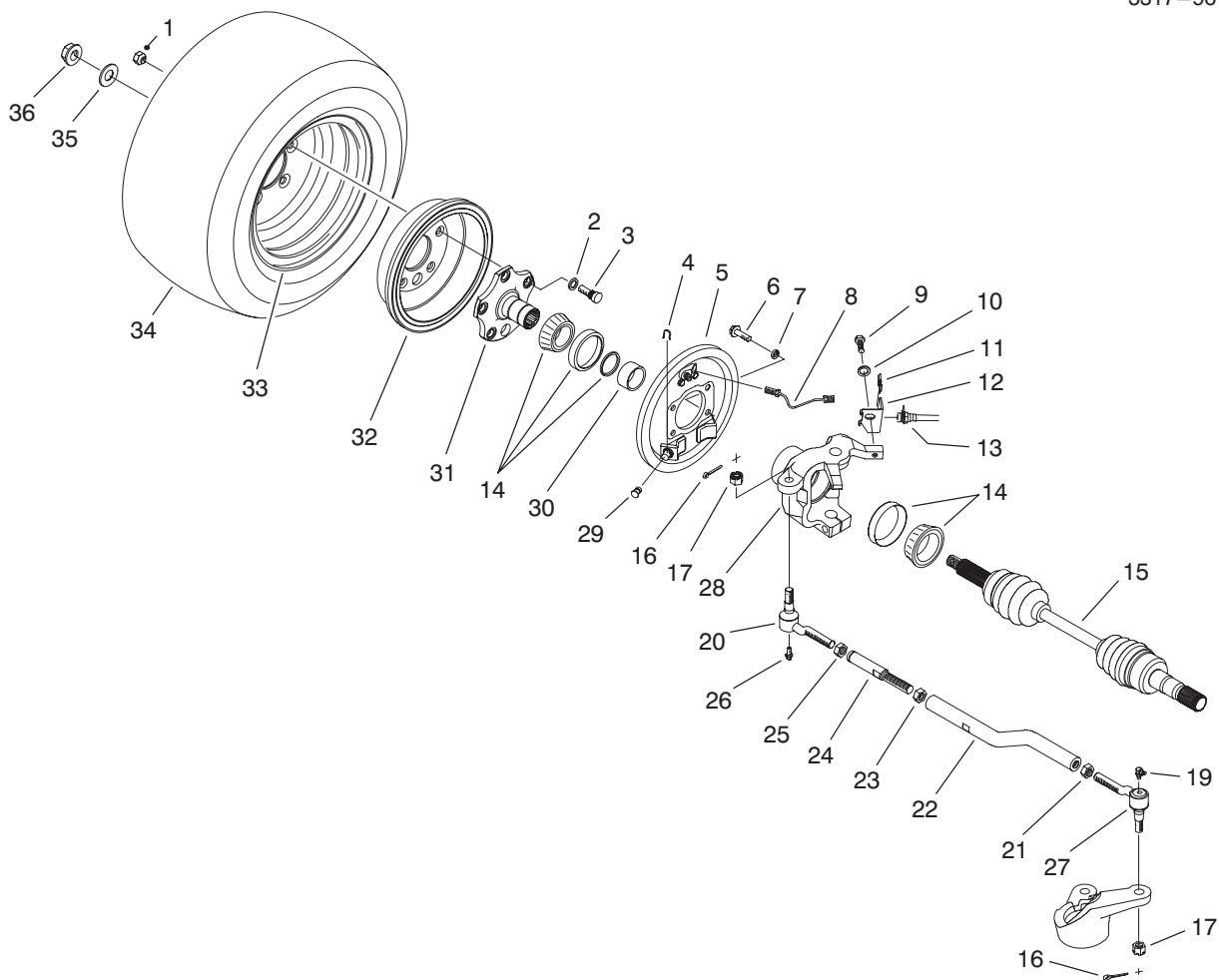
T-1993

BIDIRECTIONAL CLUTCH ASSEMBLY

Ref. No.	Part No.	Description	No. Used
1	87-9840	Shaft - Clutch	1
2	87-9220	Plug - Seal	1
3	87-9370	Ring - Retaining	1
4	251-8	Bearing - Ball	2
5	93-8920	Housing & Race	1
6	93-8922	Spring - Garter	1
7	93-8925	Roller	6
8	93-8924	Cam	1
9	93-8929	Washer - Thrust	1
10	93-8919	Bearing - Thrust	1

Ref. No.	Part No.	Description	No. Used
11	93-8923	Spring	1
12	93-8921	Cage	1
13	87-9360	Seal - Oil	1
14	93-7117	Plate - Adaptor	1
15	3274-96	Screw	4
16	3253-4	Washer - Lock	6
17	3274-97	Screw - Hex. Socket Hd.	6
*	93-7115	Bidirectional Clutch Assy. (Incl. Ref. #5-12)	1

*Not Illustrated

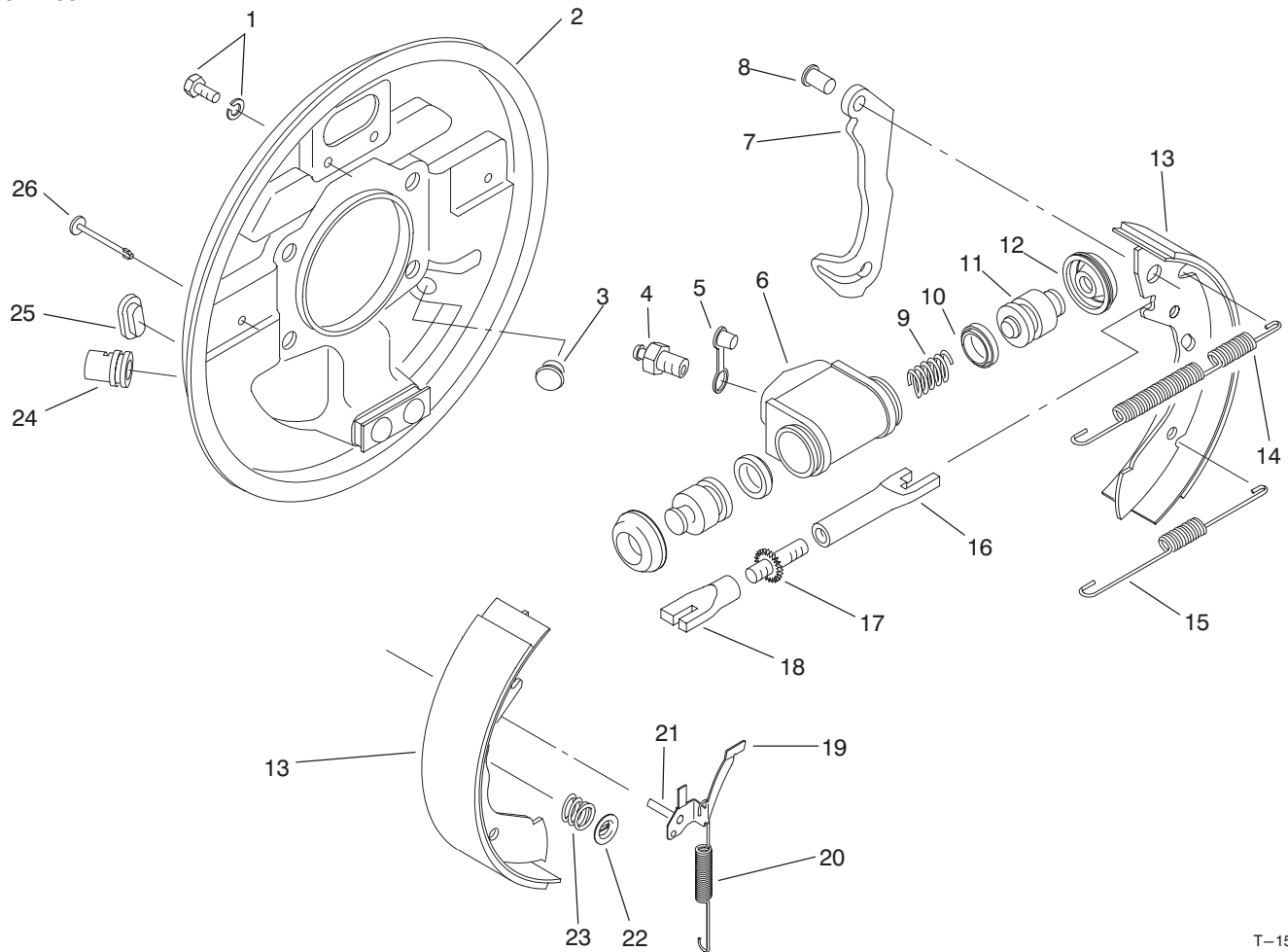


T-1992

FRONT WHEEL ASSEMBLY

Ref. No.	Part No.	Description	No. Used	Ref. No.	Part No.	Description	No. Used
1	23-7270	Nut - Lug	10	21	3218-21	Nut - Jam	
2	3253-6	Washer - Lock	10	22	93-7056	(Left Hand Threaded)	2
3	87-2080	Screw - Cap Hex. Hd.	10		93-7057	Rod - Tie RH	1
4	87-3310	Clip - Brake Cable	2	*	93-7057	Rod - Tie LH	1
5	87-9170	Brake Assembly RH	1	23	3220-7	Nut - Jam	1
*	87-9180	Brake Assembly LH	1	24	93-7055	Turnbuckle	1
6	323-6	Screw - Cap Hex. Hd.	8	25	3220-11	Nut - Jam	2
7	3253-21	Washer - Lock	8	26	302-5	Fitting - Grease	2
8	93-7080	Tube - Brake RH	1	27	87-1480	Tie Rod End Assembly	
*	93-7079	Tube - Brake LH	1			(Incl. Ref. #16-19)	2
9	323-4	Screw - Cap Hex. Hd.	2	28	87-9600	Housing - Axle RH	1
10	3256-24	Washer - Flat	2	*	87-9620	Housing - Axle LH	1
11	87-3580	Retainer	2	29	87-3450	Plug	2
12	93-7071	Bracket - Brake Hose RH	1	30	87-9210	Spacer	2
*	93-7058	Bracket - Brake Hose LH	1	31	87-9190	Stub - Axle	2
13	93-7059	Hose - Brake Front	2	32	93-7128	Drum - Brake	2
14	87-9200	Bearing - Sealed	4	33	87-5720	Rim	2
15	93-7078	Constant Velocity Joint Assy.	2	34	87-3300	Tire	2
16	3272-12	Pin - Cotter	2	35	87-3060	Washer - Flat	2
17	32136-3	Nut - Hex. Slotted	2	36	32128-53	Nut - Flange Lock	2
18		Seal - Dust	2	*	87-3400	Wheel & Tire Assembly	2
19	302-60	Fitting - Grease 90°	2	*	87-5340	Seal Kit - Tie Rod End	
20	87-1470	Tie Rod End Assembly				(Incl. Ref. #16-18 & 26)	4
		(Left Hand Threaded)					
		(Incl. Ref. #16-18 & 26)	2				

*Not Illustrated

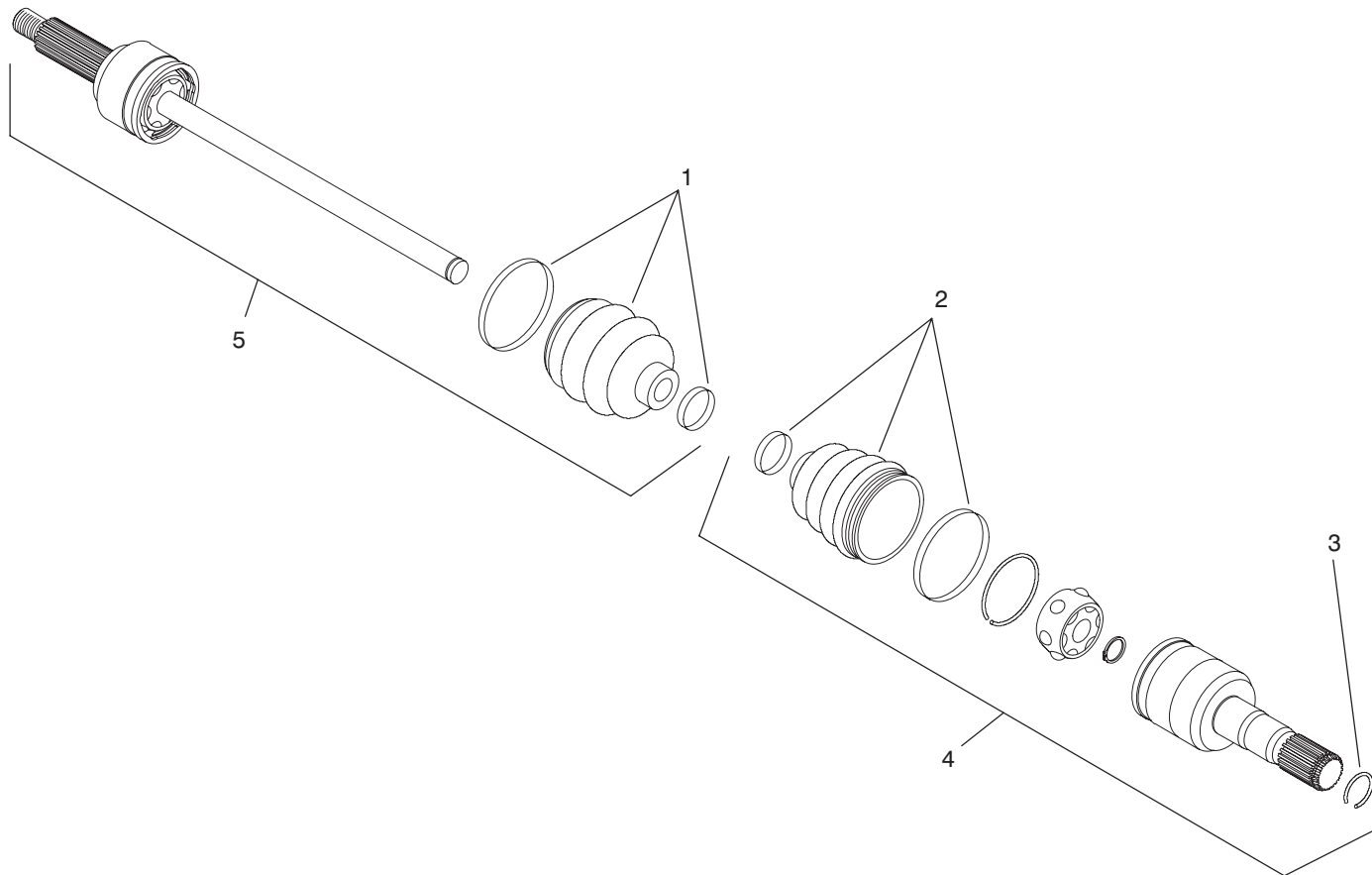


T-1596

FRONT BRAKE ASSEMBLY

Ref. No.	Part No.	Description	No. Used	Ref. No.	Part No.	Description	No. Used
1	92-4135	Set Bolt	2	19	92-4123	Assembly - Pawl LH (Incl. Ref. #21)	1
2	92-4136	Backplate Assembly LH (Incl. Ref. #24)	1	*	92-4124	Assembly - Pawl RH (Incl. Ref. #21)	1
*	92-4100	Backplate Assembly RH (Incl. Ref. #24)	1	20	92-4150	Spring - Adjuster, LH	1
3	92-4146	Plug	1	*	92-4151	Spring - Adjuster, RH	1
4	92-4113	Screw - Bleed	1	21	92-4131	Pin - Pawl	1
5	92-4114	Cap - Bleed Screw	1	22	92-4131	Washer - Hold Down	2
6		Body	1	23	92-4152	Spring - Hold Down	2
7		Lever - Operating LH/RH	1	24		Guide - Pipe	1
8		Pin	1	25	92-4134	Plug - Inspection	1
9		Spring	1	26	92-4133	Pin - Hold Down	2
10		Seal - 'L' Type	2	*	92-4144	Assembly - Adjuster LH (Incl. Ref. #16-18)	1
11		Piston	2	*	92-4145	Assembly - Adjuster RH (Incl. Ref. #16-18)	1
12		Cover - Dust	2	*	92-4117	Assy. - Wheel Cylinder LH (Incl. Ref. #4-6 & 9-12)	1
13	92-4143	Shoe & Lining Set (Incl. Ref. #7 & 8)	1	*	92-4118	Assy. - Wheel Cylinder RH (Incl. Ref. #4-6 & 9-12)	1
14	92-4147	Spring - Shoe, Upper LH	1	*	92-4119	Kit - Seal (Incl. Ref. #10 & 12)	1
*	92-4148	Spring - Shoe, Upper RH	1	*	87-9170	Front Brake Assembly - RH (Complete)	1
15	92-4149	Spring - Shoe, Lower	1	*	87-9180	Front Brake Assembly - LH (Complete)	1
16		Pushrod - Female LH	1				
*		Pushrod - Female RH	1				
17		Bolt - Adjuster	1				
18		Sleeve - Adjuster	1				

*Not Illustrated

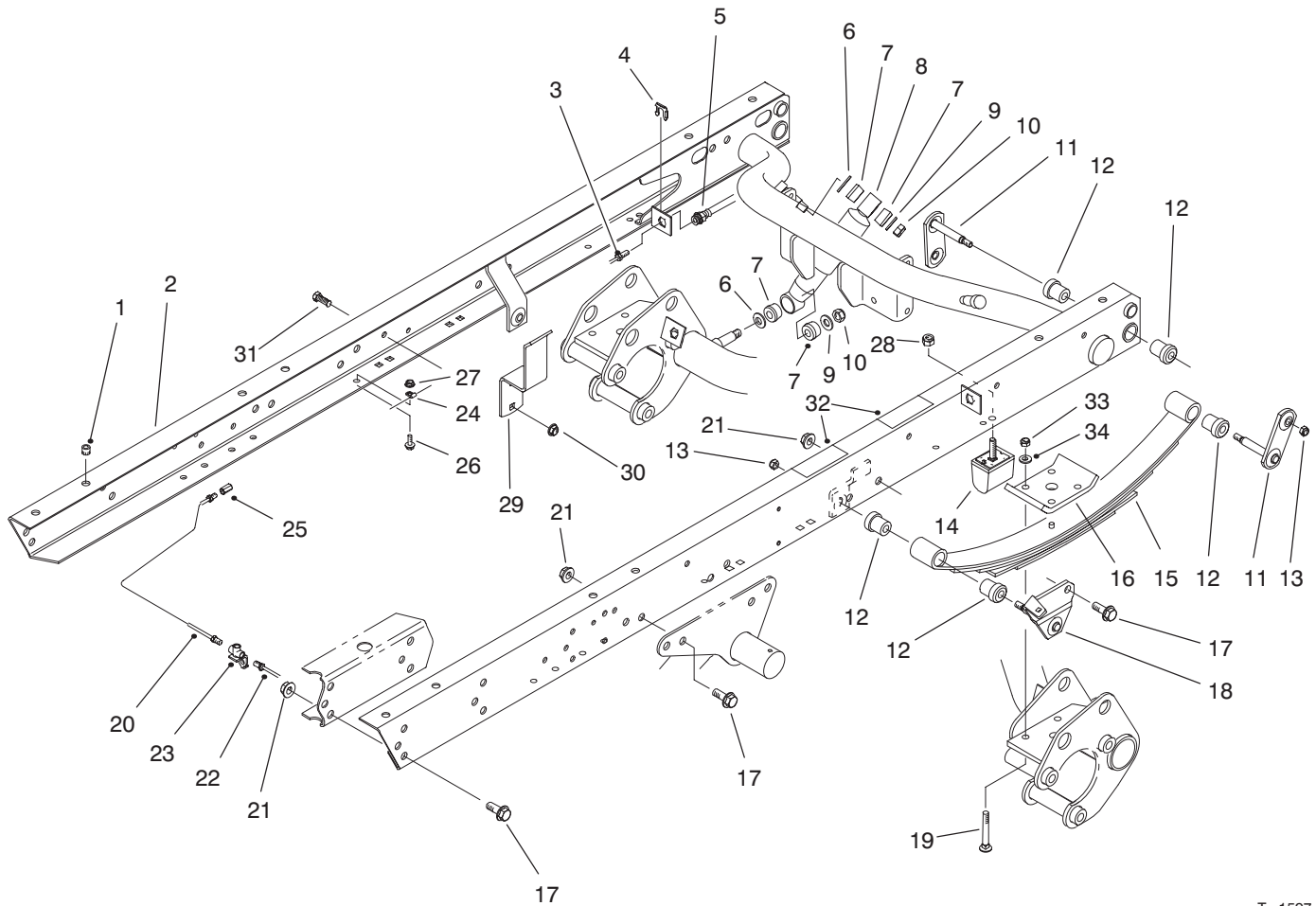


T-2111

CONSTANT VELOCITY (CV) JOINT ASSEMBLY NO. 93-7078

Ref. No.	Part No.	Description	No. Used
1	93-8982	Boot Kit - Outboard	1
2	93-8983	Boot Kit - Inboard	1
3	93-8985	Clip - Circular	1

Ref. No.	Part No.	Description	No. Used
4	93-8984	Joint Assembly - Inboard	1
5	93-8981	Joint & Shaft - Outboard	1



T-1597

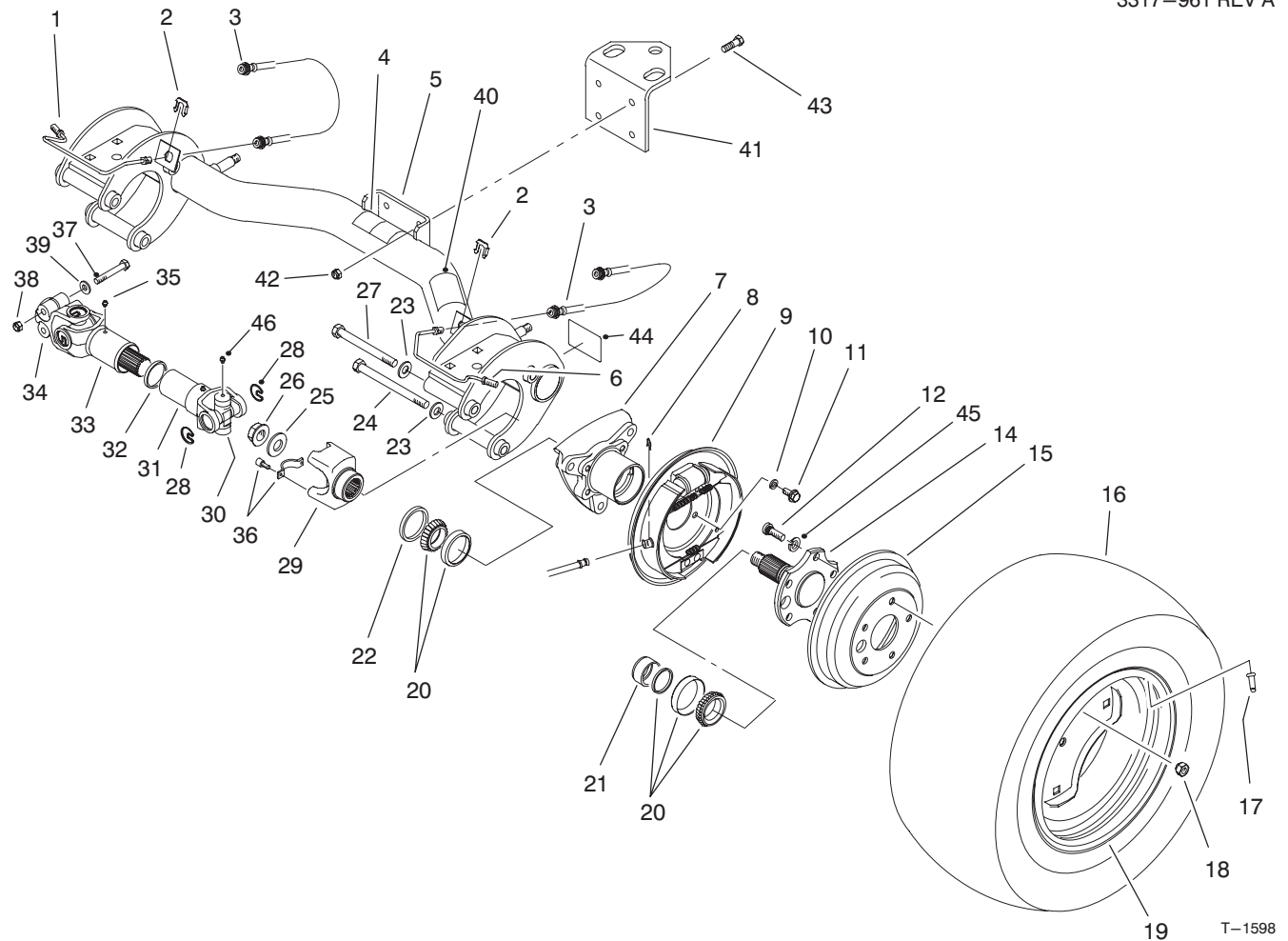
REAR FRAME ASSEMBLY

Ref. No.	Part No.	Description	No. Used
1	32148-9	Insert - Threaded	8
2	87-8440	Assembly - Rear Frame (Incl. Ref. #1 & 32)	1
3	87-3270	Tube - Brake RH	1
4	87-3580	Retainer	2
5	87-4100	Hose - Brake	2
6	3256-27	Washer - Flat	4
7	87-3920	Bushing - Rubber	8
8	87-3110	Shock Absorber	2
9	3256-6	Washer - Flat	4
10	3296-23	Nut - Lock	4
11	87-3980	Shackle - Spring	4
12	87-4760	Bushing	12
13	3296-39	Nut - Lock	6
14	87-3470	Bumper - Spring	2
15	87-1490	Spring - Leaf	2
16	87-7470	Plate - Clamp	2
17	3234-38	Screw - Hex. Flange Hd.	22

Ref. No.	Part No.	Description	No. Used
18	87-3960	Mount - Spring LH	1
*	87-3940	Mount - Spring RH	1
19	3232-17	Bolt - Carriage	8
21	32128-23	Nut - Flange Lock	22
22	87-3280	Tube - Brake LH	1
23	87-3560	Tee - Brake Tube	1
24	2412-149	Clamp - Tube	5
25	32104-82	Screw - Hex. Flange Hd.	2
26	321-4	Screw - Hex. Flange Hd.	4
27	32128-33	Nut - Flange Lock	4
28	48-9520	Nut - Lock	2
29	87-6690	Guard - Induction Chamber	1
30	3290-357	Nut - Flange Head	2
31	323-6	Screw - Cap Hex. Hd.	2
‡32	66-6840	Decal - Caution	2
33	3296-76	Nut - Lock	8
34	87-7480	Washer - Flat	8

*Not Illustrated

‡For different language versions of this part, see International Decal Cross Reference.



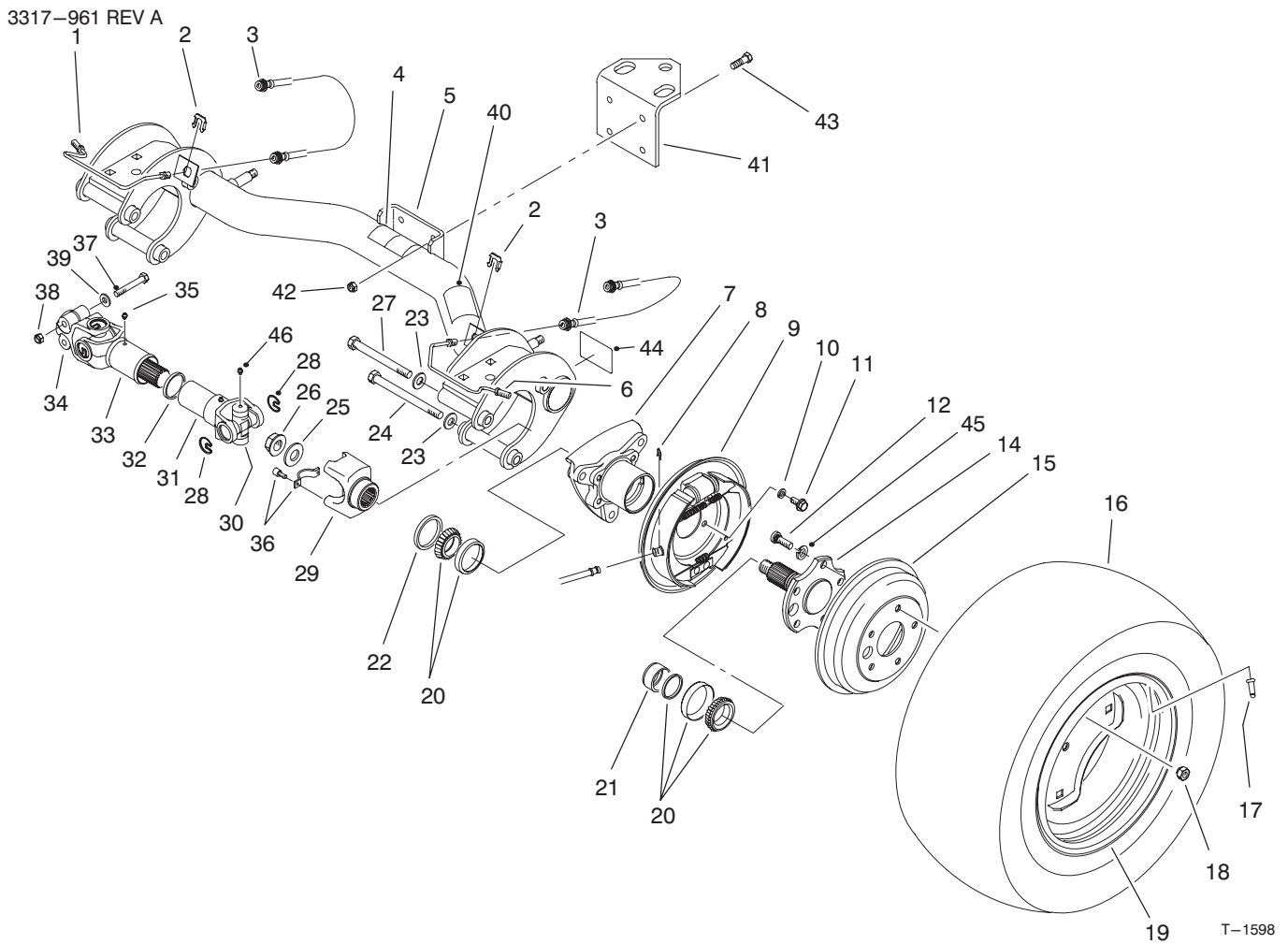
T-1598

REAR AXLE ASSEMBLY

Ref. No.	Part No.	Description	No. Used	Ref. No.	Part No.	Description	No. Used
1	87-4090	Tube - Brake RH	1	21	87-4060	Spacer - Bearing	2
2	87-3580	Retainer - Brake Hose	2	22	87-3590	Seal - Bearing	2
3	87-4100	Hose - Brake	2	23	87-7270	Washer - Flat	6
‡4	87-6060	Decal - ATF	1	24	325-20	Screw - Cap Hex. Hd.	5
5	87-7110	Assembly - Axle, Rear (Incl. Ref. #4, 40 & 44)	1	25	87-3060	Washer - Flat	2
6	87-4080	Tube - Brake LH	1	26	32128-53	Nut - Flange Lock	2
7	87-2240	Housing - Axle	2	27	325-19	Screw - Cap Hex. Hd.	1
8	87-3310	Clip - Brake Cable	2	28	92-4188	Ring - Snap	12
9	87-3840	Brake Assembly LH	1	29	92-4190	Yoke - End	2
*	87-3830	Brake Assembly RH	1	30	92-4187	Cross & Bearing Kit	4
10	3253-21	Washer - Lock	8	31	92-4182	Yoke & Hub	2
11	323-6	Screw - Cap Hex. Hd.	8	32	92-4180	Seal	2
12	87-2080	Stud - Drive	10	33	92-4179	Yoke, Shaft & Seal Tube	2
14	93-7090	Stud - Axle	2	34	92-4177	Yoke - Double Clamp	2
15	87-1840	Drum - Brake	2	35	302-5	Fitting - Grease	4
16	87-6740	Tire - Rear 24"	2	36	92-4189	Strap & Bolt Kit	2
*	87-3290	Tire - Rear 23" (Optional)	2	37	87-8700	Screw - Cap Hex. Hd.	4
17	232-27	Valve - Stem	2	38	32128-36	Nut - Lock	4
18	23-7270	Nut - Lug	10	39	80-6990	Washer	4
19	87-6750	Rim - Rear 24"	2	‡40	87-5990	Decal - PTO	1
*	87-3000	Rim - Rear 23" (Optional)	2	41	92-5951	Angle - Hitch	1
20	87-1970	Bearing Matched Set	2	42	3296-39	Nut - Lock	4
				43	323-7	Screw - Cap Hex. Hd.	4
				‡44	87-9080	Decal - Grease	2
				45	3253-6	Washer - Lock	10

*Not Illustrated

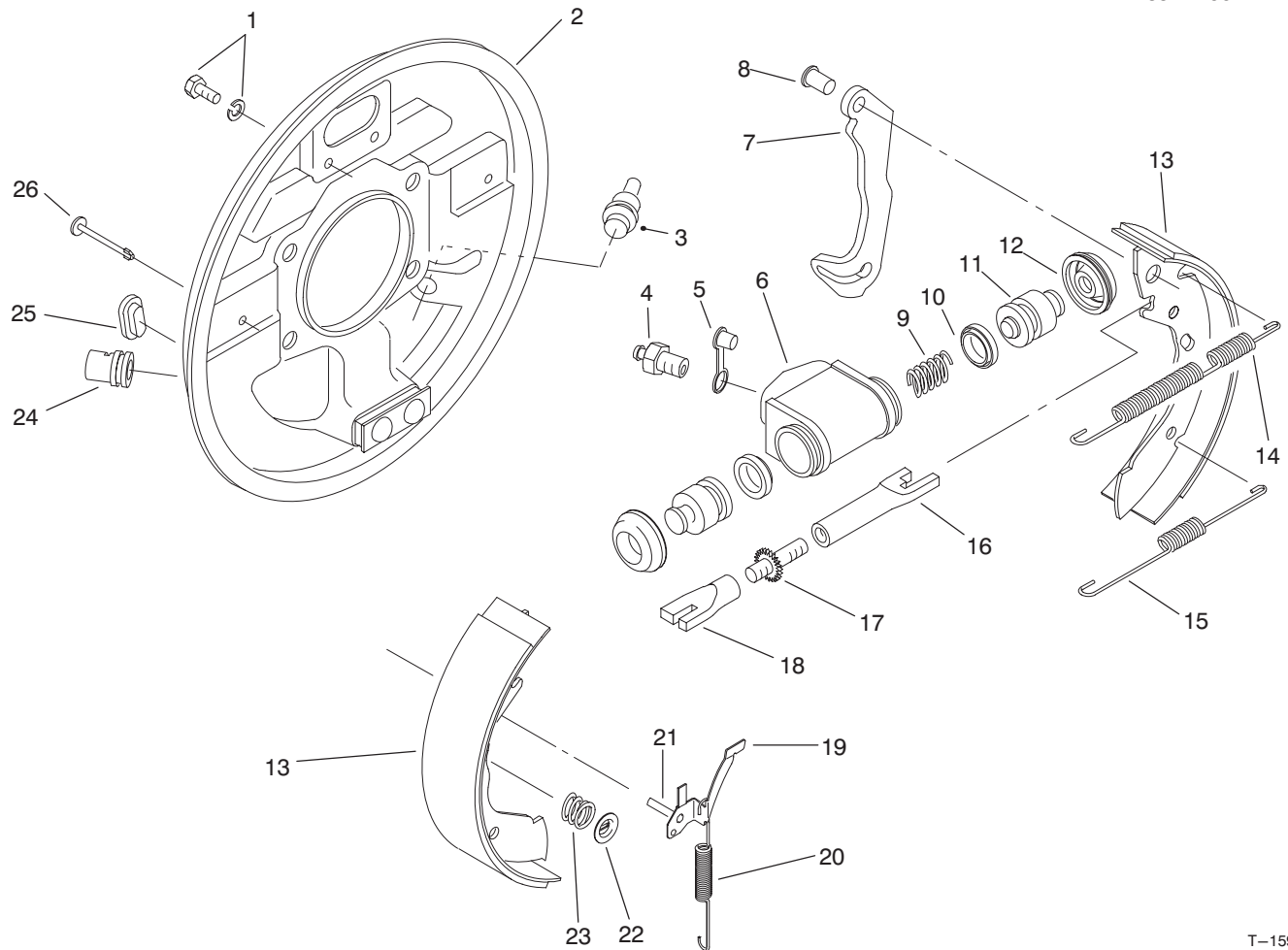
‡For different language versions of this part, see International Decal Cross Reference.



REAR AXLE ASSEMBLY (Continued)

Ref. No.	Part No.	Description	No. Used
46	302-58	Fitting - Grease	16
*	94-5224	Driveshaft Assembly (Incl. Ref. #2, 30-35 & 46)	2

Ref. No.	Part No.	Description	No. Used
*	87-5370	Rear Tire & Wheel Assembly (24")	2
*	87-6370	Rear Tire & Wheel Assembly (Optional 23")	2

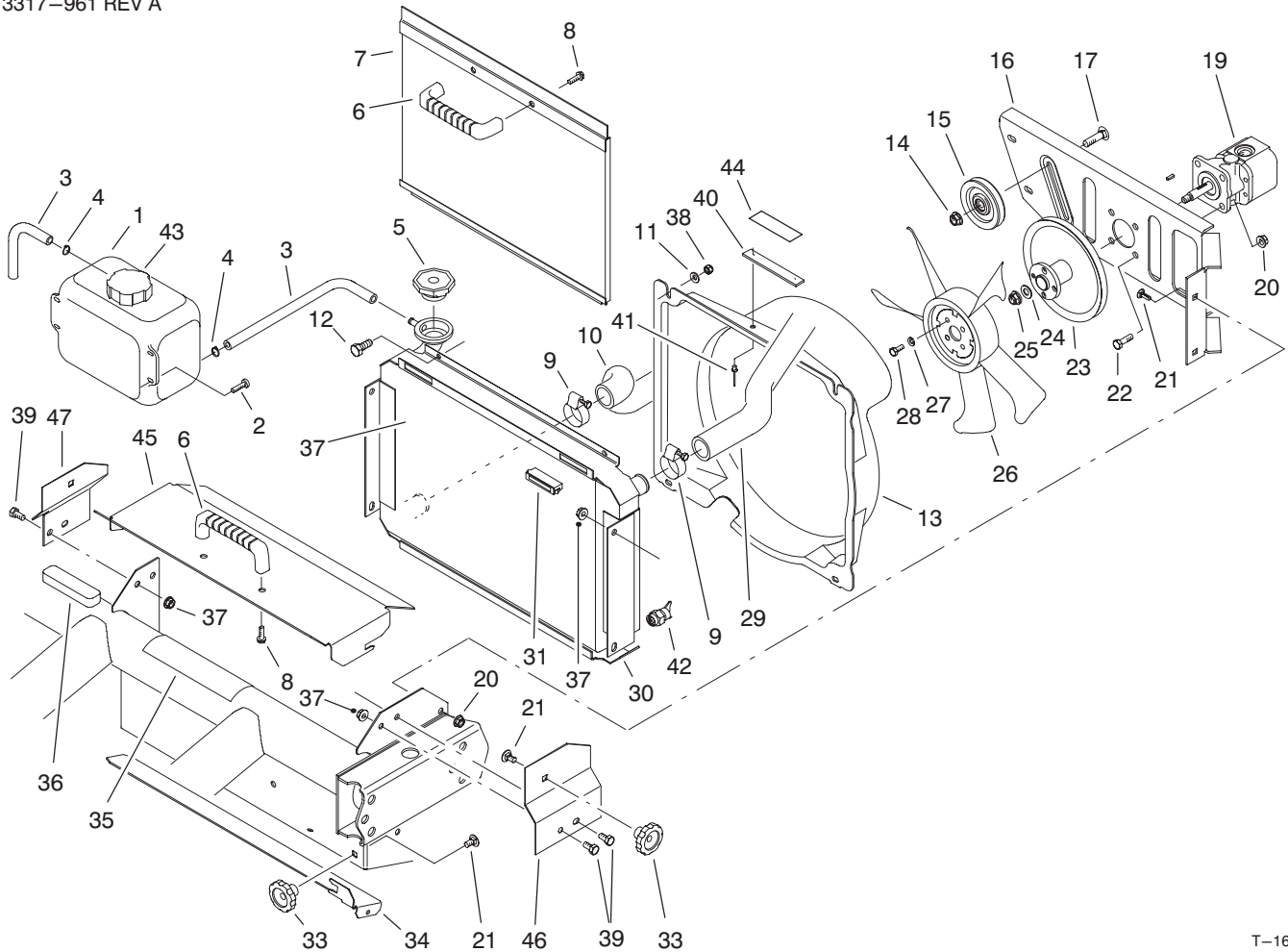


T-1599

REAR BRAKE ASSEMBLY

Ref. No.	Part No.	Description	No. Used	Ref. No.	Part No.	Description	No. Used
1	92-4135	Set Bolt	2	19	92-4123	Assembly - Pawl LH (Incl. Ref. #21)	1
2	92-4138	Backplate Assembly LH (Incl. Ref. #24)	1	*	92-4124	Assembly - Pawl RH (Incl. Ref. #21)	1
*	92-4139	Backplate Assembly RH (Incl. Ref. #24)	1	20	92-4150	Spring - Adjuster, LH	1
3	92-4146	Plug	1	*	92-4151	Spring - Adjuster, RH	1
4	92-4137	Screw - Bleed	1	21		Pin - Pawl	1
5	92-4114	Cap - Bleed Screw	1	22	92-4131	Washer - Hold Down	2
6		Body	1	23	92-4152	Spring - Hold Down	2
7		Lever - Operating LH/RH	1	24		Guide - Pipe	1
8		Pin	1	25	92-4134	Plug - Inspection	1
9		Spring	1	26	92-4133	Pin - Hold Down	2
10		Seal - 'L' Type	2	*	92-4144	Assembly - Adjuster LH (Incl. Ref. #16-18)	1
11		Piston	2	*	92-4145	Assembly - Adjuster RH (Incl. Ref. #16-18)	1
12		Cover - Dust	2	*	92-4140	Assy. - Wheel Cylinder LH (Incl. Ref. #4-6 & 9-12)	1
13	92-4143	Shoe & Lining Set (Incl. Ref. #7 & 8)	1	*	92-4141	Assy. - Wheel Cylinder RH (Incl. Ref. #4-6 & 9-12)	1
14	92-4147	Spring - Shoe, Upper LH	1	*	92-4142	Seal Kit (Incl. Ref. #10 & 12)	1
*	92-4148	Spring - Shoe, Upper RH	1	*	87-3830	Rear Brake Assembly - RH (Complete)	1
15	92-4149	Spring - Shoe, Lower	1	*	87-3840	Rear Brake Assembly - LH (Complete)	1
16		Pushrod - Female LH	1				
*		Pushrod - Female RH	1				
17		Bolt - Adjuster	1				
18		Sleeve - Adjuster	1				

*Not Illustrated



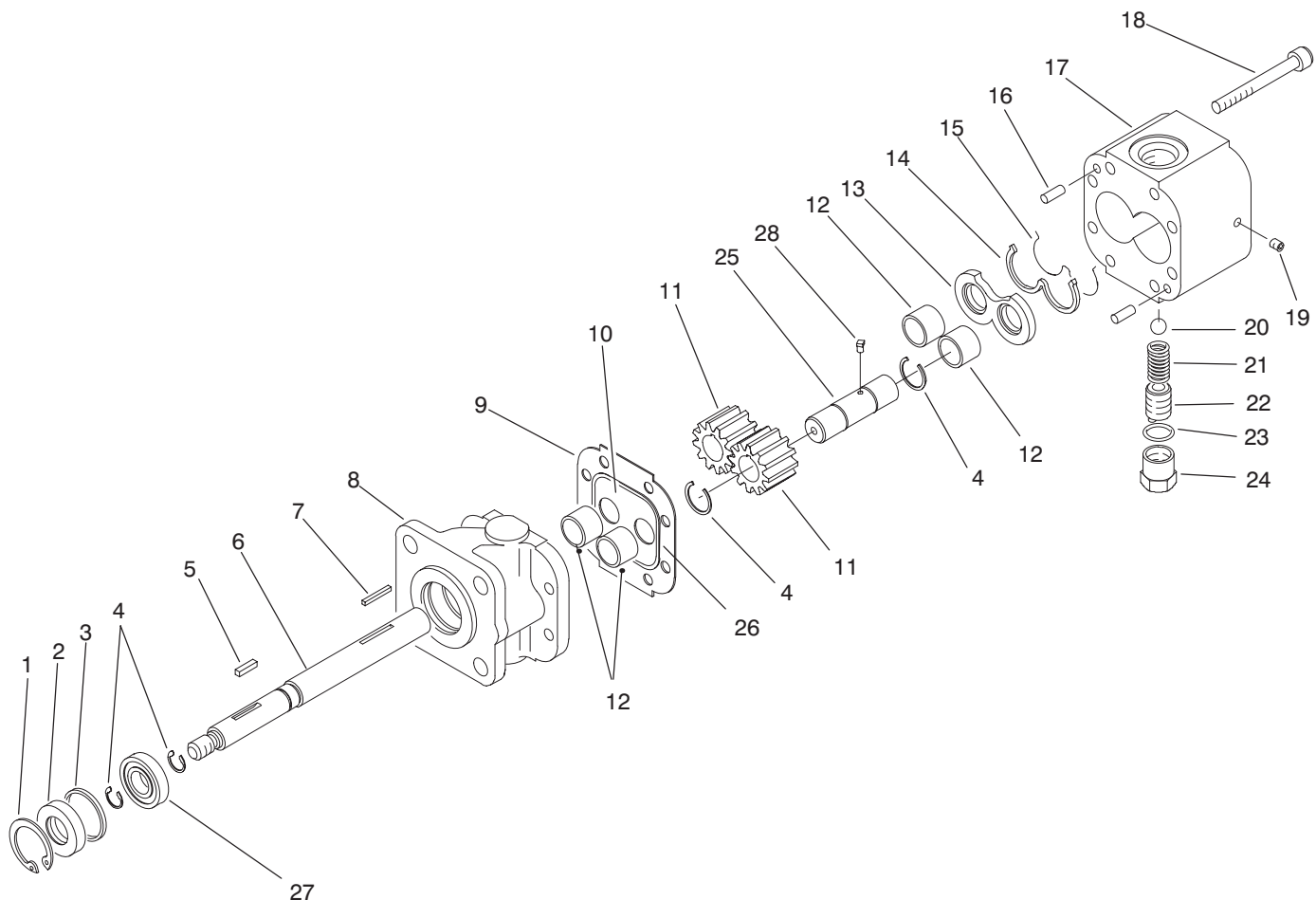
T-1600

RADIATOR & HYDRAULIC PUMP ASSEMBLY

Ref. No.	Part No.	Description	No. Used
1	87-3710	Overflow Reservoir Assy. (Incl. Ref. #43)	1
2	3250-20	Screw - Round Hd.	4
3	71-3381	Tube - Overflow	2
4	92-2379	Clamp - Hose	2
5	66-3240	Cap - Radiator	1
6	65-5100	Handle	2
7	93-7103	Screen - Radiator	1
8	46-8091	Screw - Hex. Flange Hd.	4
9	2412-34	Clamp - Hose	2
10	87-5050	Hose - Radiator Lower	1
11	3256-22	Washer - Flat	4
12	321-4	Screw - Cap Hex. Hd.	4
13	92-4198	Fan Shroud Assembly (Incl. Ref. #40 & 41)	1
14	3290-357	Nut - Flange Lock	1
15	63-8140	Pulley	1
16	93-7088	Support - Fan	1
17	3231-28	Bolt - Carriage	1
19	87-5700	Hydraulic Pump Assembly	1
20	3296-29	Nut - Flange Lock	8
21	3230-23	Bolt - Carriage	7
22	322-5	Screw - Cap Hex. Hd.	4
23	87-3390	Pulley	1

Ref. No.	Part No.	Description	No. Used
24	3256-45	Washer - Flat	1
25	3296-5	Nut - Flange Lock	1
26	43-1911	Fan	1
27	3253-3	Washer - Lock	4
28	321-3	Screw - Cap Hex. Hd.	4
29	87-3430	Hose - Radiator Upper	1
30	93-7050	Radiator Assembly (Incl. Ref. #42)	1
31	58-4250	Magnet	2
33	19-4050	Knob	3
34	87-9300	Door - Clean Out	1
‡35	87-9420	Decal - Caution	1
36	87-9810	Foam - Overflow Tank	1
37	32128-20	Nut - Lock	6
38	3296-42	Nut - Lock	4
39	322-2	Screw - Cap Hex. Hd.	6
‡40	76-8750	Plate - Warning	1
41	3290-271	Rivet - Pop	2
42	92-4111	Petcock - Radiator	1
43	87-7050	Cap - Reservoir	1
44	93-8938	Bracket - Cover LH	1
45	93-8940	Cover - Radiator	1
46	93-8939	Bracket - Cover RH	1

‡For different language versions of this part, see International Decal Cross Reference.



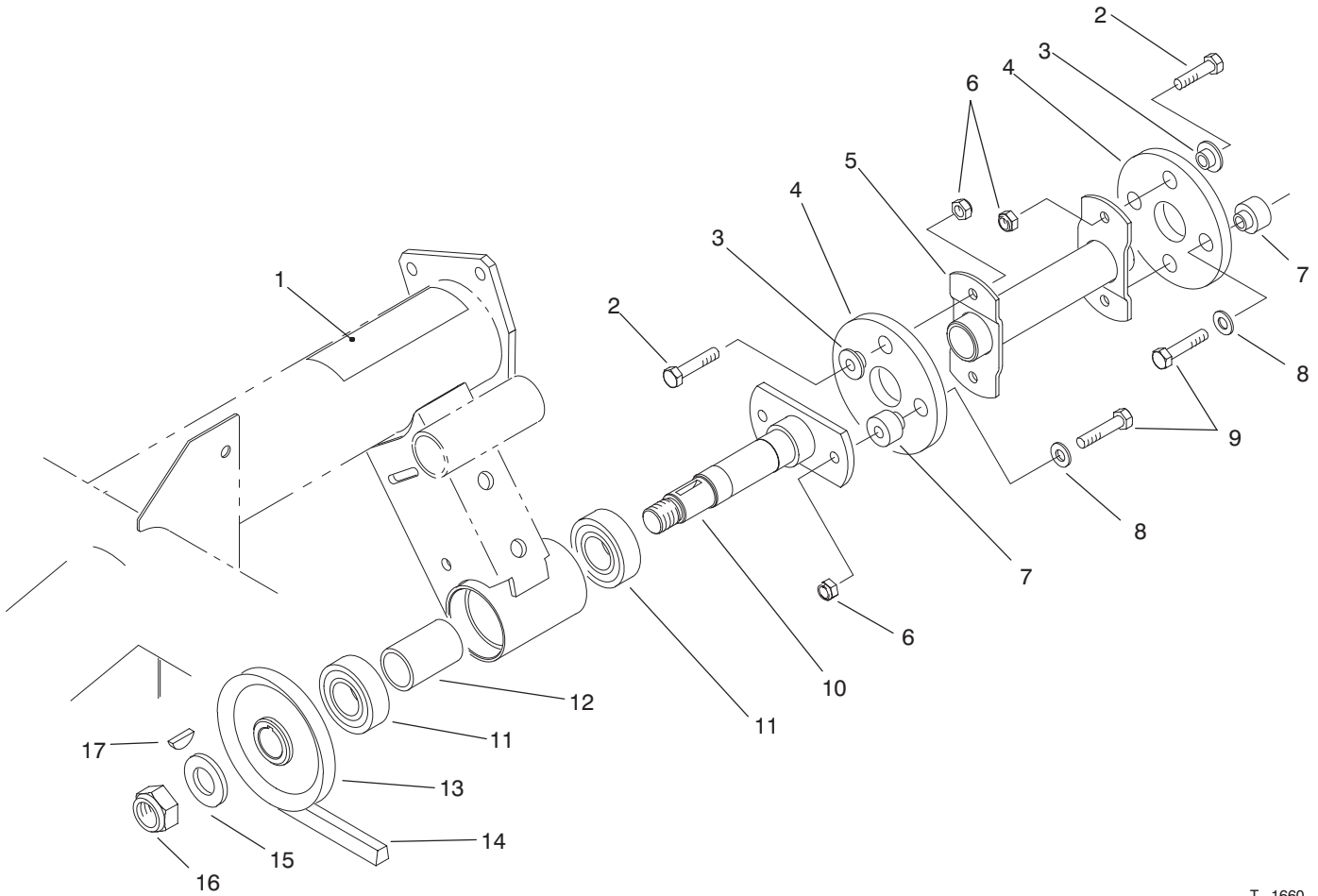
T-1601

HYDRAULIC PUMP ASSEMBLY NO. 87-5700

Ref. No.	Part No.	Description	No. Used
1	32151-41	Ring - Retaining	1
2	92-2195	Seal - Oil	1
3	92-2186	Spacer	1
4	92-2178	Ring - Crescent	4
5	92-2179	Key - Square	1
6	92-2189	Shaft - Drive	1
7	92-2177	Pin - Shear	1
†8		Stator	1
9	92-2182	Plate - Seal	1
10	92-2183	Plate - Wear	1
11	92-2175	Gear	2
12	92-2192	Bearing	4
13	92-2181	Plate - Pressure	1
14	92-2197	Seal - Back Up	1

Ref. No.	Part No.	Description	No. Used
15	92-2196	Seal - Pressure Plate	1
16	92-2176	Pin - Dowel	2
17	92-2187	Housing - Gear, End	1
18	92-2173	Screw - Cap Socket Head	8
19	92-2185	Plug	1
20	92-2193	Ball	1
21	92-2194	Spring	1
22	92-2174	Screw - Adjusting	1
23	92-2180	Gasket - Copper	1
24	92-2184	Cap - Relief Valve	1
25	92-2190	Shaft - Idler	1
26	92-2198	Seal	1
27	92-2191	Bearing	1
28	92-2199	Key - Ball	1

†Not Serviced Separately



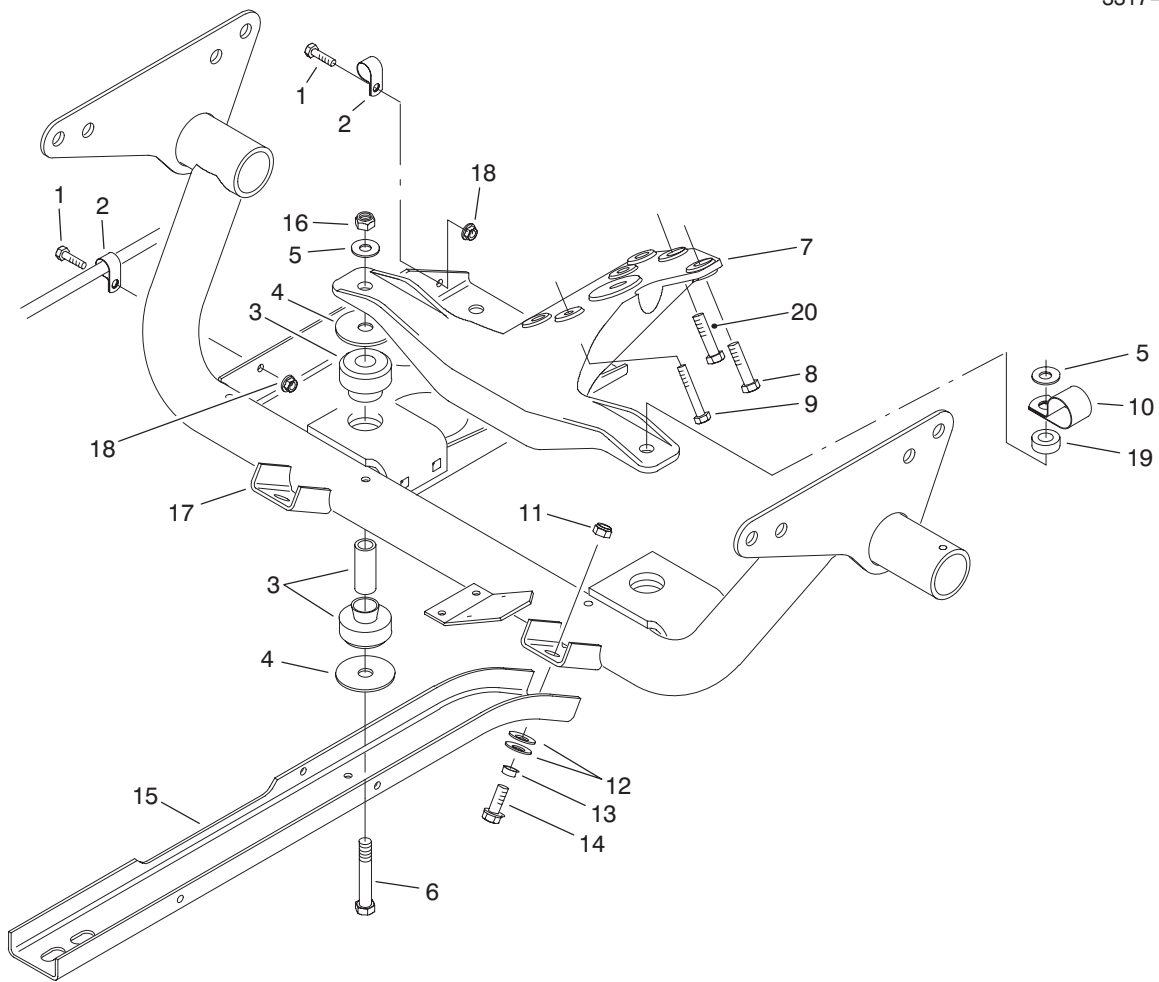
T-1660

HYDRAULIC PUMP DRIVE ASSEMBLY

Ref. No.	Part No.	Description	No. Used
‡1	80-8040	Decal - Caution	1
2	322-5	Screw - Cap Hex. Hd.	4
3	27-6600	Spacer - Thin	4
4	44-2230	Disc - Rubber	2
5	87-4440	Driveshaft	1
6	3296-29	Nut - Lock	6
7	27-6590	Spacer - Thick	4
8	3256-3	Washer - Flat	4
9	322-7	Screw - Cap Hex. Hd.	4

Ref. No.	Part No.	Description	No. Used
10	87-2720	Driveshaft	1
11	251-82	Bearing - Ball	2
12	87-2750	Spacer - Bearing	1
13	87-3370	Pulley	1
14	87-3210	Belt - V	1
15	3256-28	Washer - Flat	1
16	3296-15	Nut - Lock	1
17	3257-7	Key - Woodruff	1

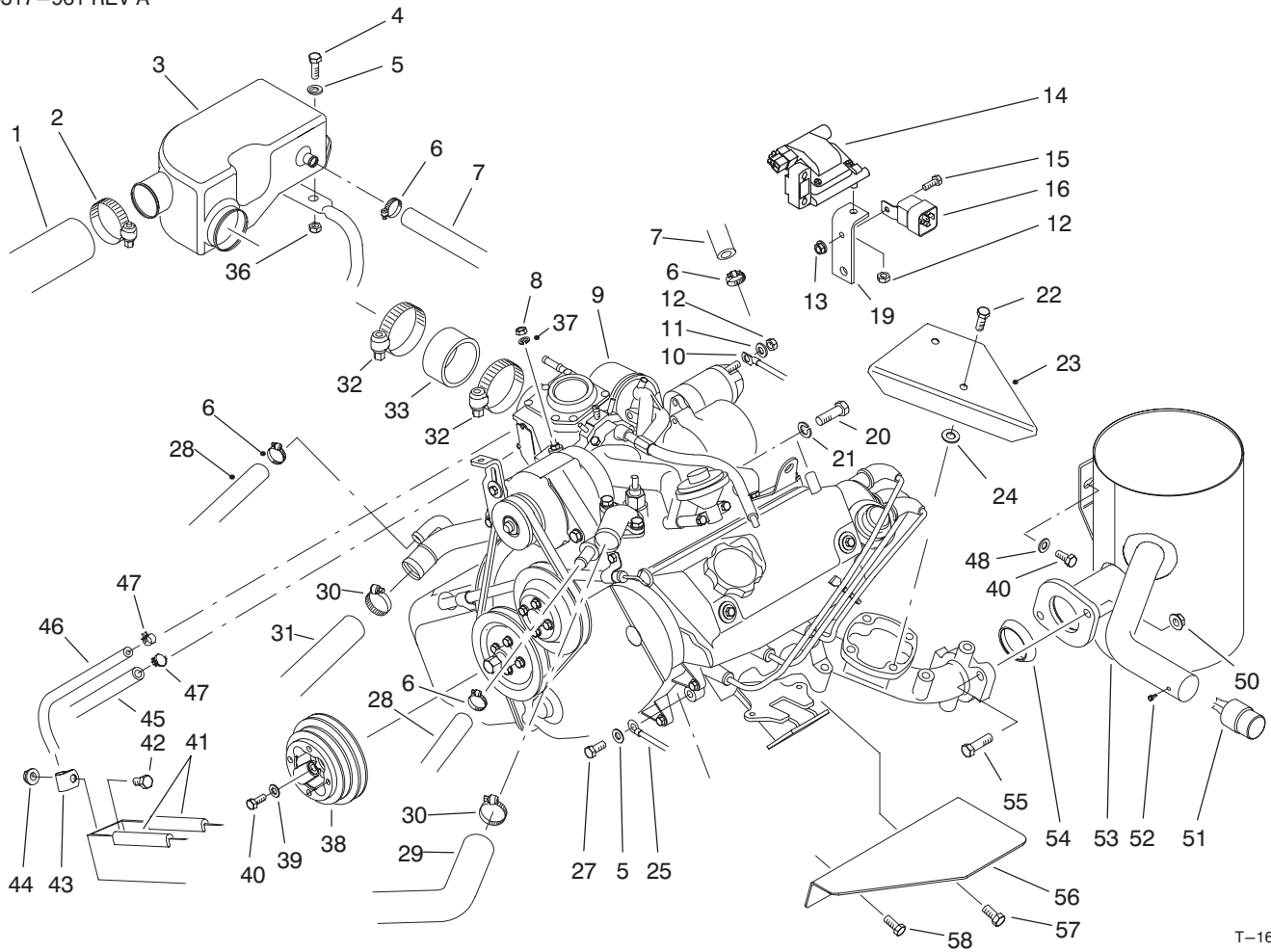
‡For different language versions of this part, see International Decal Cross Reference.



T-1603

ENGINE FRAME ASSEMBLY

Ref. No.	Part No.	Description	No. Used	Ref. No.	Part No.	Description	No. Used
1	321-4	Screw - Cap Hex. Hd.	2	11	3296-39	Nut - Lock	2
2	2412-89	Clamp - R	2	12	3290-413	Washer - Belleville	12
3	87-4970	Engine Mount Assembly	2	13	76-9100	Spacer	2
4	87-5100	Washer - Flat	4	14	3234-11	Screw - Cap Hex. Hd.	6
5	3256-25	Washer - Flat	2	15	87-4730	Guard - Belly	2
6	324-19	Screw - Cap Hex. Hd.	2	16	3296-48	Nut - Lock	2
7	87-9830	Mount - Engine	1	17	93-7095	Frame - Engine	1
8	43-0090	Screw - Cap Hex. Hd.	1	18	32128-33	Nut - Flange	2
9	48-7560	Screw - Cap Hex. Hd.	3	19	59-2290	Spacer	1
10	2412-82	Clamp - R	1	20	87-3700	Screw - Cap Hex. Hd.	3

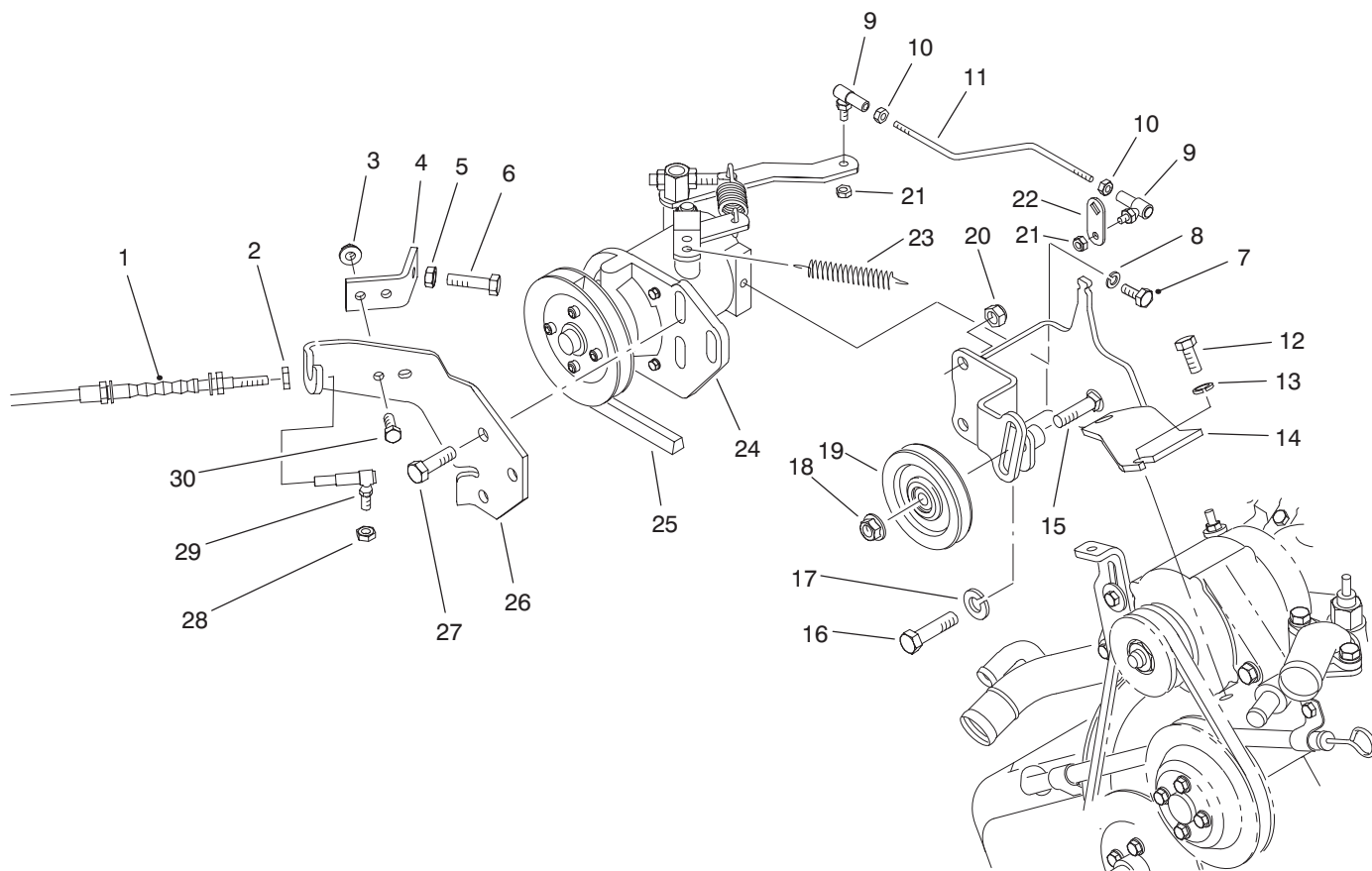


T-1604

ENGINE INSTALLATION ASSEMBLY

Ref. No.	Part No.	Description	No. Used
1	87-3420	Hose - Air Cleaner	1
2	2412-92	Clamp - Hose	1
3	87-1680	Chamber - Air	1
4	322-6	Screw - Cap Hex. Hd.	2
5	3256-23	Washer - Flat	2
6	2412-119	Clamp - Hose	3
7	87-3740	Hose - Breather	1
8	48-7890	Nut - Hex.	1
9	87-1960	Engine Assembly (Incl. Ref. #11, 12 & 14)	1
10	87-3070	Cable - Positive	1
11	3254-2	Washer - Lock	1
12	42-9580	Nut - Hex.	3
13	32128-33	Nut - Flange	1
14	92-2027	Coil - Ignition	1
15	321-4	Screw - Cap Hex. Hd.	1
16	70-1480	Relay	1
19	87-2760	Bracket - Ignition Coil	1
20	48-9480	Screw - Cap Hex. Hd.	2
21	3253-6	Washer - Lock	2
22	57-6380	Screw - Cap Hex. Hd.	2
23	87-3620	Shield - Heat	1
24	52-2480	Spacer	2
25	87-3080	Wire - Ground	1
27	66-3160	Screw - Cap Hex. Hd.	1
28	87-3730	Hose - Coolant	2
29	87-3430	Hose - Radiator Upper	1

Ref. No.	Part No.	Description	No. Used
30	2412-34	Clamp - Hose	2
31	87-5050	Hose - Radiator Lower	1
32	2412-130	Clamp - Hose	2
33	87-3500	Hose - Air Cleaner	1
36	3296-29	Nut - Lock	2
37	3253-3	Washer - Lock	1
38	87-5070	Pulley - Crankshaft	1
39	65-5390	Washer - Flat	4
40	66-3160	Screw - Cap Hex. Hd.	5
41	43-4300	Trim	2
42	322-2	Screw - Cap Hex. Hd.	1
43	2412-10	Clamp - R	1
44	32128-20	Nut - Flange Lock	1
45	47-2964	Hose - Fuel	1
46	75-4701	Hose - Fuel	1
47	2412-108	Clamp - Hose	2
48	87-8640	Washer - Flat	1
50	3290-357	Nut - Flange Lock	2
51	75-6880	Spark Arrestor (Optional) (Incl. Ref. #52)	1
52	32144-42	Screw - Spark Arrestor	1
53	87-1510	Muffler & Tailpipe	1
54	92-2044	Gasket - Exhaust	1
55	323-29	Screw - Cap Hex. Hd.	2
56	93-7149	Shield - Heat	1
57	63-7790	Screw - Cap Hex. Hd.	1
58	66-3160	Screw - Cap Hex. Hd.	1

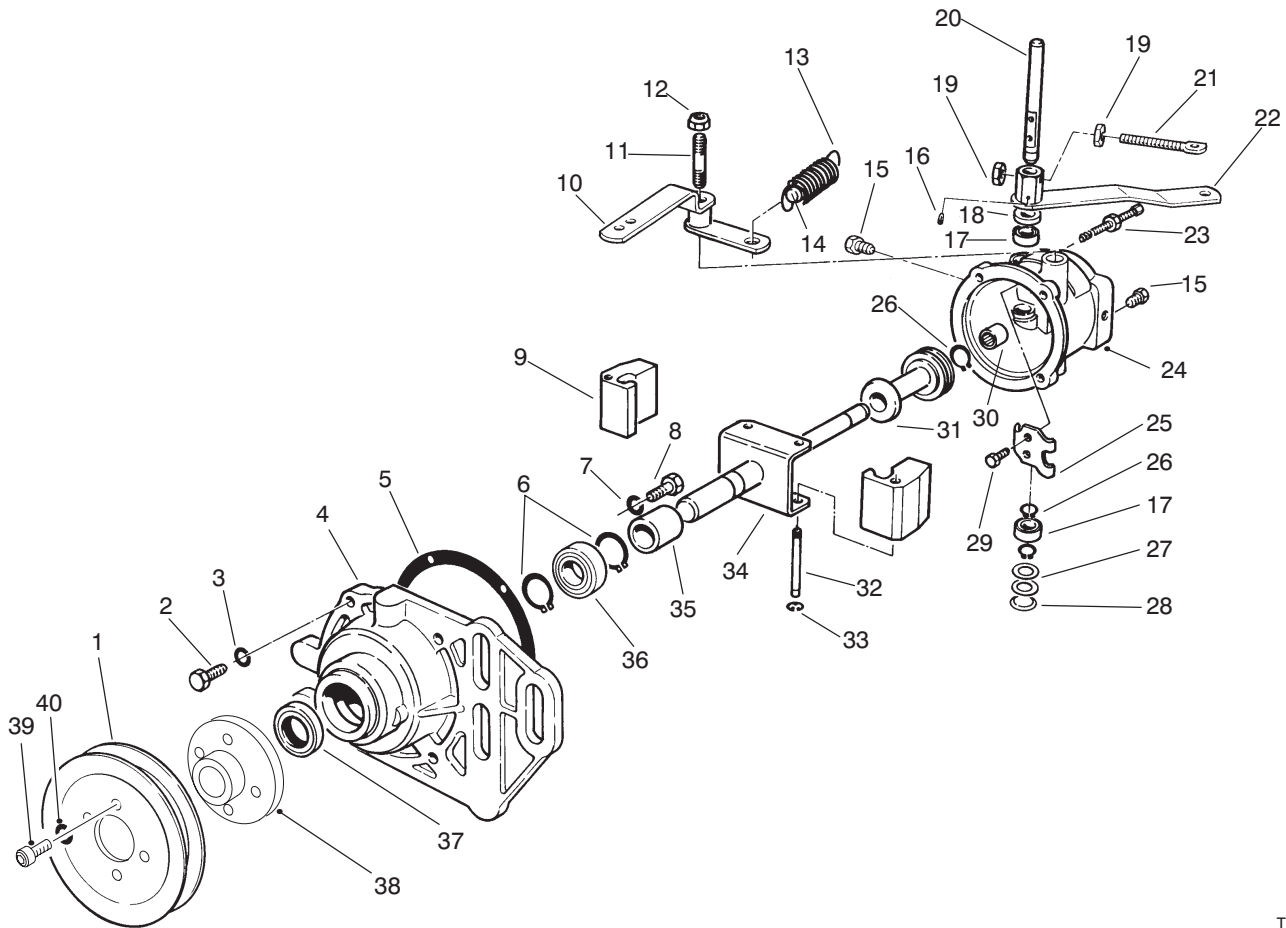


T-1605

GOVERNOR ASSEMBLY

Ref. No.	Part No.	Description	No. Used
1	93-7098	Accelerator Cable Assembly (Incl. Ref. #2)	1
2	3220-1	Nut - Jam	1
3	32128-33	Nut - Flange	2
4	87-4770	Bracket - High Idle Stop	1
5	3220-2	Nut - Jam	1
6	3210-9	Screw - Cap Hex. Hd.	1
7	321-3	Screw - Cap Hex. Hd.	1
8	3253-3	Washer - Lock	1
9	21-5640	Joint - Ball	2
10	3219-14	Nut - Jam	2
11	87-4210	Rod - Linkage	1
12	66-3160	Screw - Cap Hex. Hd.	2
13	3253-4	Washer - Lock	2
14	87-4750	Bracket - Governor	1
15	3231-26	Bolt - Carriage	1

Ref. No.	Part No.	Description	No. Used
16	87-3700	Screw - Cap Hex. Hd.	1
17	3253-22	Washer - Lock	1
18	3290-357	Nut - Flange	1
19	63-8140	Pulley	1
20	3296-39	Nut - Lock	3
21	3296-27	Nut - Lock	2
22	87-2400	Lever - Throttle	1
23	87-4020	Spring - Extension	1
24	87-8720	Governor Assembly	1
25	87-3200	Belt - V	1
26	87-3900	Bracket - Cable	1
27	323-7	Screw - Cap Hex. Hd.	3
28	3296-3	Nut - Lock	1
29	18-1720	Joint - Ball	1
30	321-4	Screw - Cap Hex. Hd.	2

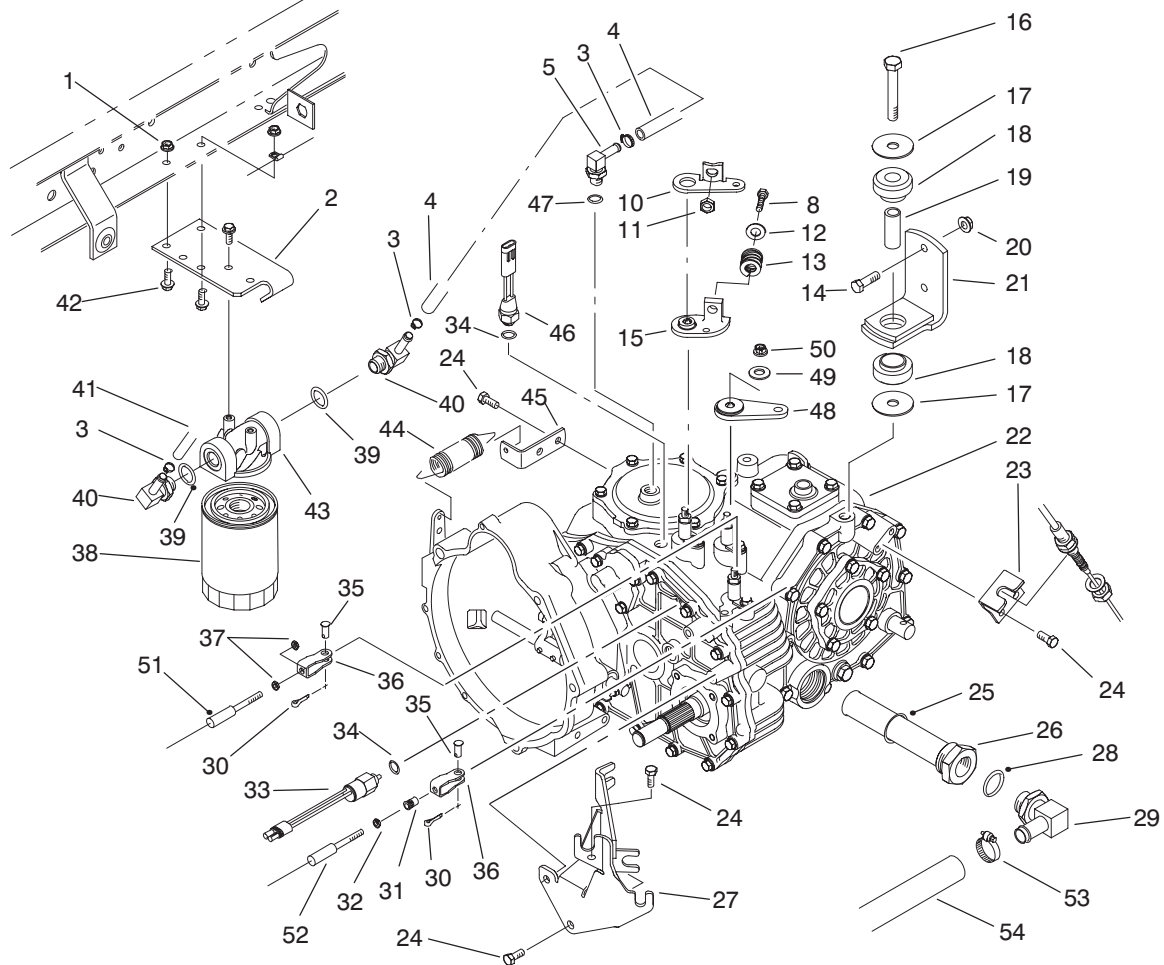


T-1606

GOVERNOR

Ref. No.	Part No.	Description	No. Used
1	87-8830	Pulley	1
2	18-5620	Screw	4
3	18-5630	Washer - Lock	4
4	87-6560	Cover	1
5	18-5790	Gasket	1
6	18-5640	Ring - Retaining	2
7	18-5770	Washer - Lock	2
8	32113-14	Screw	2
9	70-2150	Flyweight	2
10	87-6590	Assy. Lever & Fitting	1
11	87-6580	Stud - Lever Pivot	1
12	3296-5	Nut - Lock	1
13	87-6490	Spring	1
14	87-6550	Pin - Forced Idle	1
15	285-17	Plug - Pipe	2
16	18-5750	Pin	1
17	18-5450	Bearing	2
18	71-4780	Seal - Oil, Rocker Shaft	1
19	3219-2	Nut	2
20	72-5890	Shaft - Rocker	1
21	87-6540	Bolt - Eye	1

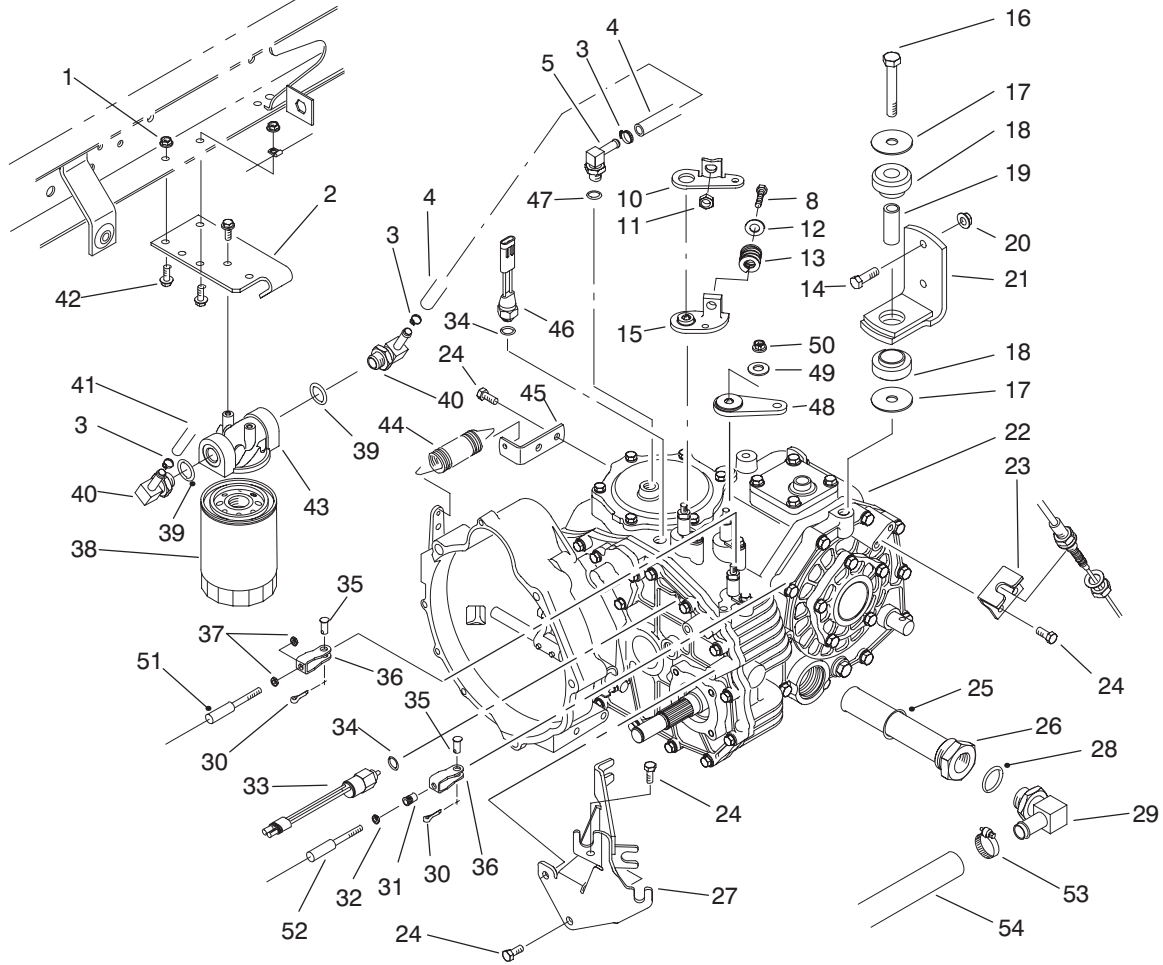
Ref. No.	Part No.	Description	No. Used
22	87-6530	Assembly - Throttle Lever	1
23	72-5910	Assembly - Bumper Screw	1
24	87-6520	Body	1
25	18-5520	Lever - Rocker	1
26	18-5540	Retainer - Sleeve Stop	3
27	18-5440	Spacer	2
28	18-5430	Plug - Expansion	1
29	18-5530	Screw & Lockwasher	2
30	72-5940	Bearing - Needle	1
31	70-2100	Assembly - Thrust Sleeve & Bearing	1
32	18-5660	Pin - Pivot, Flyweight	2
33	18-5670	Retainer - Pivot Pin	2
34	87-6510	Assembly - Shaft & Yoke	1
35	70-2120	Spacer	1
36	70-2140	Bearing - Front	1
37	18-5580	Seal - Oil, Front	1
38	87-8820	Hub - Pulley	1
39	3274-52	Screw - Hex. Socket Hd.	4
40	3253-18	Washer - Lock	4



T-1994

TRANSAXLE INSTALLATION ASSEMBLY

Ref. No.	Part No.	Description	No. Used	Ref. No.	Part No.	Description	No. Used
1	32128-33	Nut - Flange Lock	1	27	87-4820	Bracket - Cable	1
2	87-7040	Bracket - Oil Filter	1	28	237-81	Seal - O-Ring	1
3	2412-36	Clamp - Hose	3	29	253-987	Fitting - Hydraulic 90° (Incl. Ref. #28)	1
4	87-5730	Hose - Hydraulic	1	30	3272-6	Pin - Cotter	3
5	354-135	Fitting - Hydraulic 90° (Incl. Ref. #47)	1	31	32148-15	Nut - Clinch	1
8	323-10	Screw - Cap Hex. Hd.	1	32	3219-14	Nut - Hex.	1
10	87-8250	Plate - Shift Arm	1	33	87-6710	Switch - Supervisor	1
11	32128-21	Nut - Lock	1	34	237-30	Seal - O-Ring	2
12	3256-4	Washer - Flat	1	35	283-62	Pin - Clevis	3
13	87-6910	Spring - Compression	1	36	87-2310	Clevis - Cable	3
14	323-7	Screw - Cap Hex. Hd.	4	37	3220-1	Nut - Jam	4
15	87-7970	Arm - Shift	1	38	54-0110	Element - Oil Filter	1
16	3215-1	Screw - Cap Hex. Hd.	1	39	237-79	Seal - O-Ring	2
17	87-5100	Washer	4	40	354-134	Fitting - Hydraulic 90° (Incl. Ref. #39)	2
18	87-4970	Transaxle Mount Assembly (Incl. Ref. #19)	2	41	87-4920	Hose - Hydraulic	1
19		Spacer - Mount	2	42	3234-4	Screw - Hex. Flange Hd.	4
20	3296-39	Nut - Flange Lock	4	43	87-8780	Head - Oil Filter	1
21	87-5800	Bracket - Mount	2	44	68-9950	Spring - Extension	1
22	87-9530	Transaxle Assembly	1	45	87-7170	Bracket - Clutch Spring	1
23	87-4470	Bracket	1	46	72-4310	Switch - Ball N.C.	1
24	66-3160	Screw - Cap Hex. Hd.	7	47	237-42	Seal - O-Ring	1
25	237-123	Seal - O-Ring	1	48	87-7960	Lever - Shift Arm	2
26	87-3990	Oil Strainer Assembly (Incl. Ref. #25)	1	49	80-6990	Washer - Flat	3
				50	48-9520	Nut - Lock	3

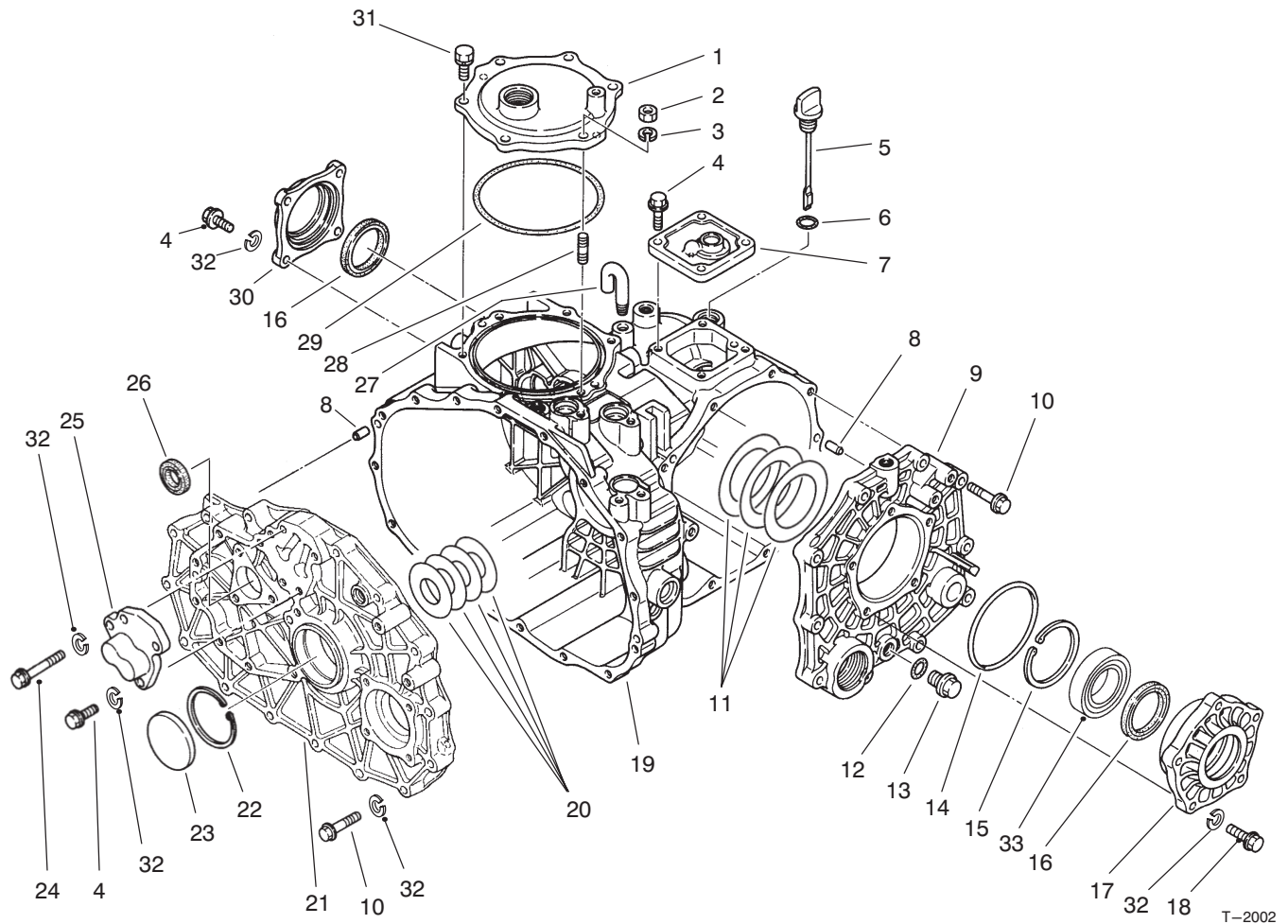


T-1994

TRANSAXLE INSTALLATION ASSEMBLY (Continued)

Ref. No.	Part No.	Description	No. Used
51	87-4260	Shift Cable Assembly (Incl. Ref. #37)	2
52	87-4420	Hi-Lo Cable Assembly (Incl. Ref. #32)	1

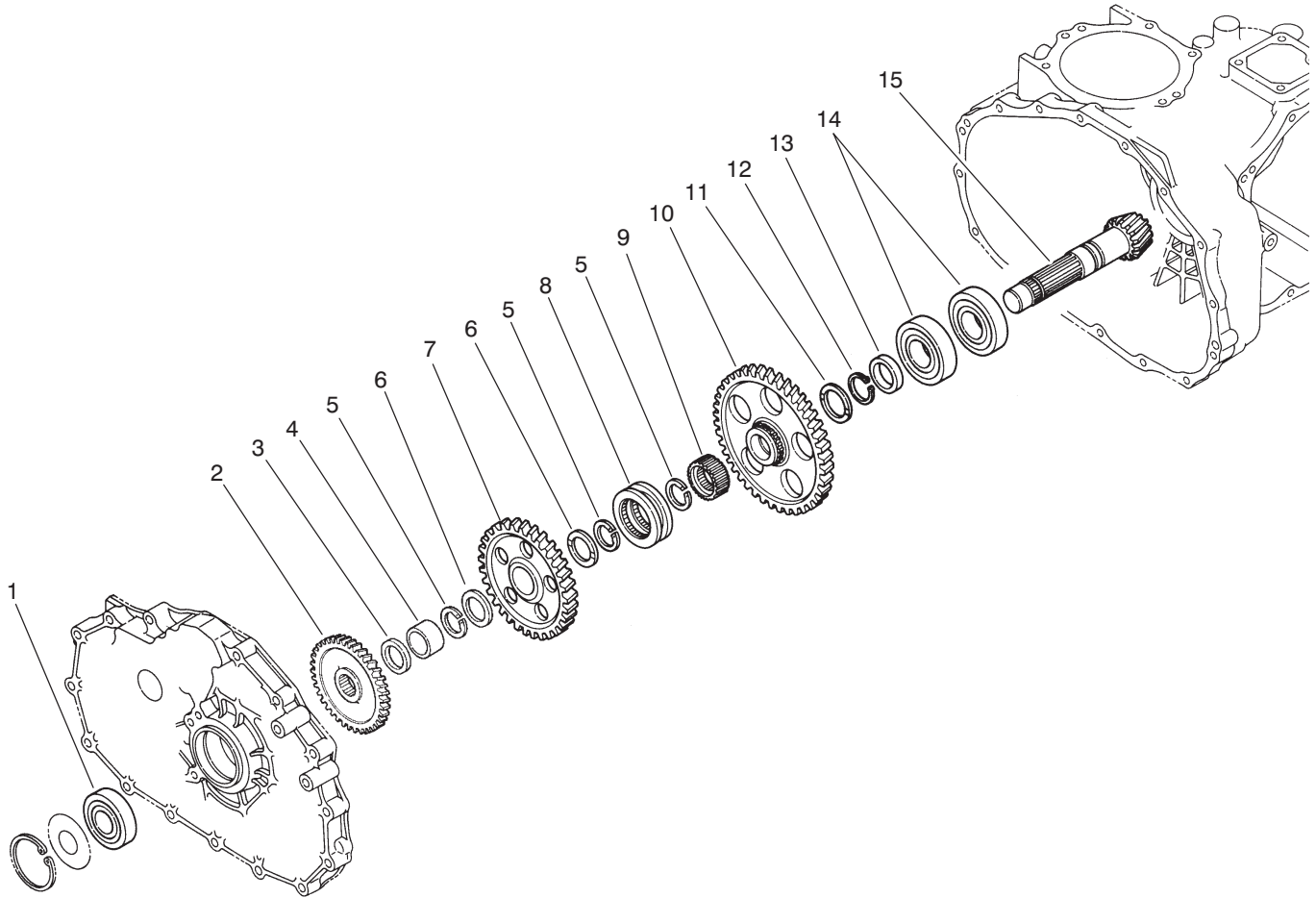
Ref. No.	Part No.	Description	No. Used
53	2412-34	Clamp - Hose	1
54	87-3670	Hose - Hydraulic	1



T-2002

TRANSAXLE CASE ASSEMBLY

Ref. No.	Part No.	Description	No. Used	Ref. No.	Part No.	Description	No. Used
1	92-0656	Cover - P.T.O.	1	17	92-0654	Carrier - Differential	1
2	48-7930	Nut - Hex.	1	18	48-7730	Screw - Cap Hex. Hd.	5
3	92-0762	Washer - Lock	1	19	92-0651	Case - Transaxle	1
4	60-6750	Screw - Cap Hex. Hd.	11	20	92-0808	Shim Set	1
5	92-0662	Cap - Oil	1	21	92-5180	Plate - Center	1
6	92-0788	O-Ring	1	22	92-0759	Ring - Retaining	1
7	92-0652	Cover - Upper	1	23	92-0807	Cap - Sealing	1
8	92-0765	Pin - Alignment	4	24	48-7560	Screw - Cap Hex. Hd.	1
9	92-0653	Cover - Side	1	25	92-0706	Cap - Fork Shaft	1
10	42-9530	Screw - Cap Hex. Hd.	25	26	92-0791	Seal - Oil	1
11	92-0809	Shim Set	1	27	92-0743	Breather - Air	1
12	92-0787	O-Ring	1	28	92-0804	Stud	1
13	92-0773	Drain Plug Assembly (Incl. Ref. #12)	1	29	92-0790	O-Ring	1
14	92-0789	O-Ring	1	30	92-0655	Cover - Seal	1
15	92-0760	Ring - Retaining	1	31	92-0796	Screw - Cap Hex. Hd.	5
16	92-0793	Seal - Oil	2	32	42-9850	Washer - Lock	42
				33	92-0775	Bearing - Ball	2

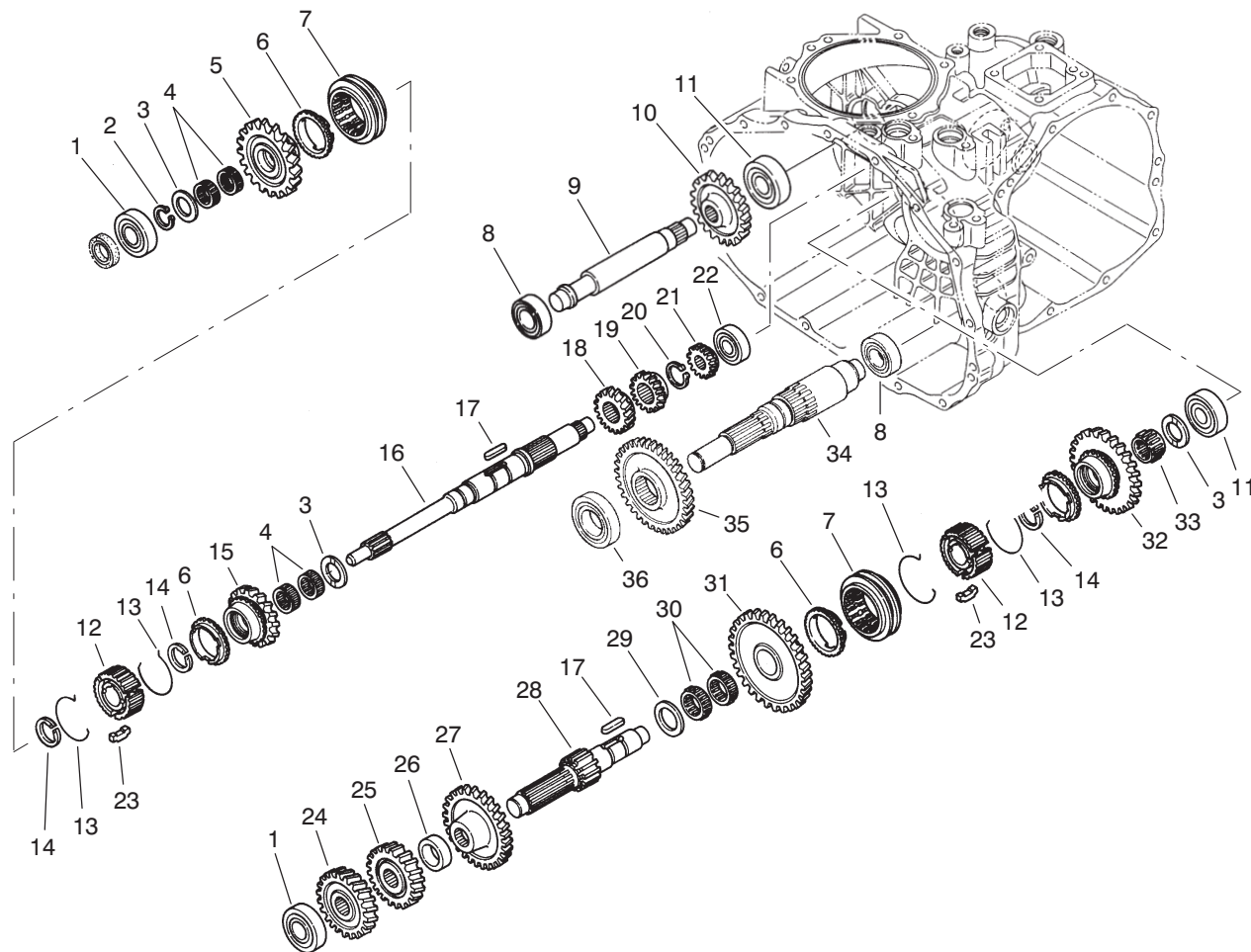


T-2003

COUNTERSHAFT ASSEMBLY

Ref. No.	Part No.	Description	No. Used
1	92-0712	Bearing - Ball	1
2	92-5186	Gear - 43T	1
3	92-0716	Collar	1
4	92-0783	Sleeve - Inner	1
5	92-0764	Ring - Retaining	3
6	92-0711	Washer - Thrust	2
7	92-0715	Gear - 49T	1
8	92-0718	Shifter - Hi-Lo	1

Ref. No.	Part No.	Description	No. Used
9	92-0719	Collar - Spline	1
10	92-0717	Gear - 71T	1
11	92-0741	Washer - Thrust	1
12	92-0755	Ring - Retaining	1
13	92-0713	Collar	1
14	92-0714	Bearing - Ball	2
15	92-0710	Counter Shaft Assembly (Incl. Ring Gear)	1

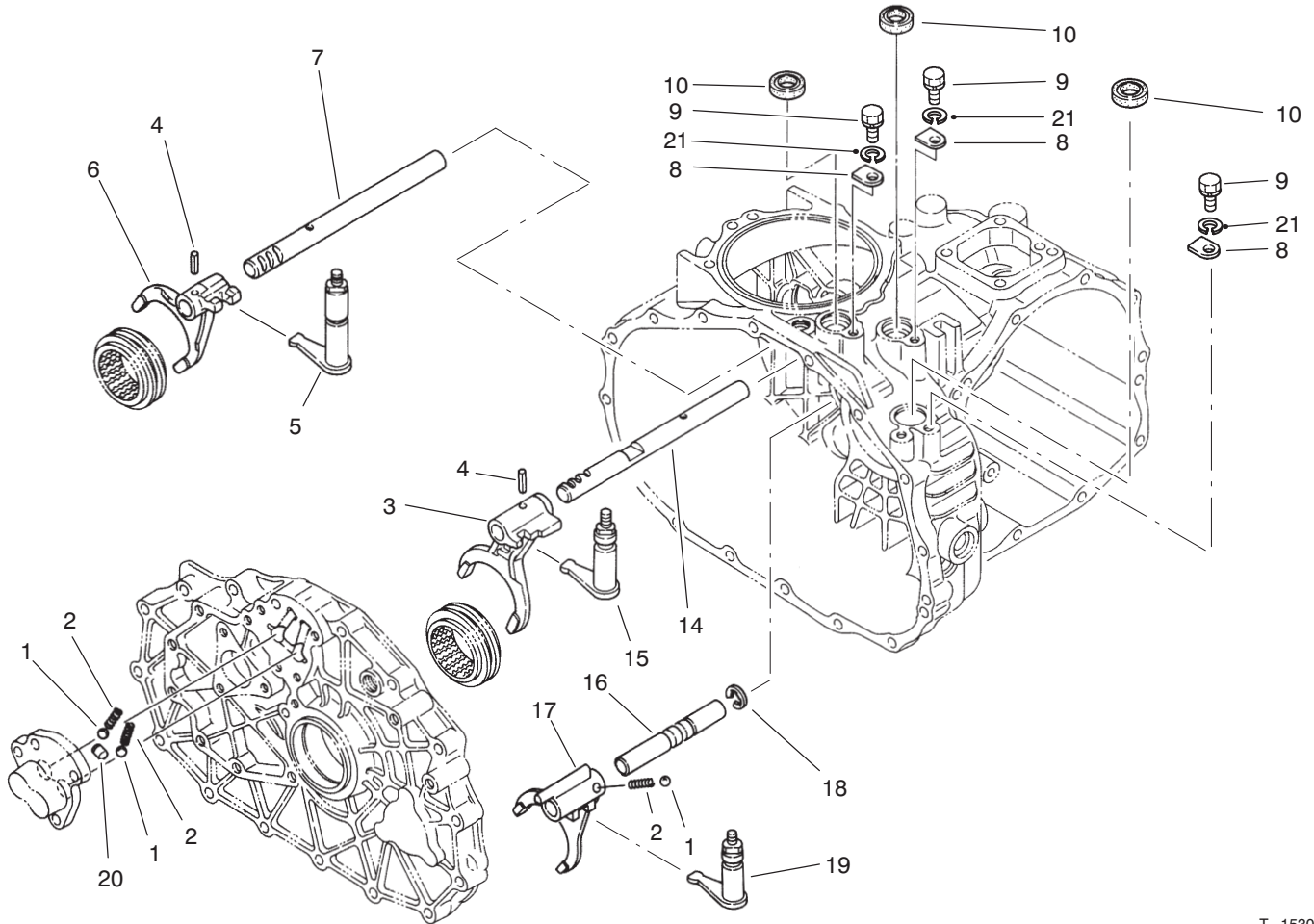


T-2004

TRANSAXLE GEAR SHAFTS ASSEMBLY

Ref. No.	Part No.	Description	No. Used
1	251-8	Bearing - Ball	2
2	92-0753	Ring - Retaining	1
3	92-0740	Washer - Thrust	3
4	92-0781	Bearing - Needle	4
5	92-0820	Gear - 27T	1
6	92-0667	Ring - Synchro	3
7	92-0668	Shifter - Synchro	2
8	251-346	Bearing - Ball	2
9	92-0824	Shaft - Reverse Idler	1
10	92-0684	Gear - 33T	1
11	92-0778	Bearing - Ball	2
12	92-0664	Hub - Synchro	2
13	92-0666	Spring - Synchro	4
14	92-0763	Ring - Retaining	3
15	92-0821	Gear - 24T	1
16	92-0663	Shaft - Main	1
17	92-0772	Key	2
18	92-0687	Gear - 16T	1

Ref. No.	Part No.	Description	No. Used
19	92-0672	Gear - 18T	1
20	92-0754	Ring - Retaining	1
21	92-0673	Gear - 14T	1
22	92-0650	Bearing - Ball	1
23	92-0665	Key - Synchro	6
24	92-0822	Gear - 28T	1
25	92-0679	Gear - 23T	1
26	92-0680	Collar	1
27	92-0823	Gear - 43T	1
28	92-0674	Shaft - Reduction	1
29	92-0682	Washer - Thrust	1
30	92-0681	Bearing - Needle	2
31	92-0677	Gear - 49T	1
32	92-0819	Gear - 40T	1
33	92-0782	Bearing - Needle	1
34	92-5183	Shaft - Front Drive	1
35	92-5184	Gear - 41T	1
36	92-5185	Bearing - Ball	1

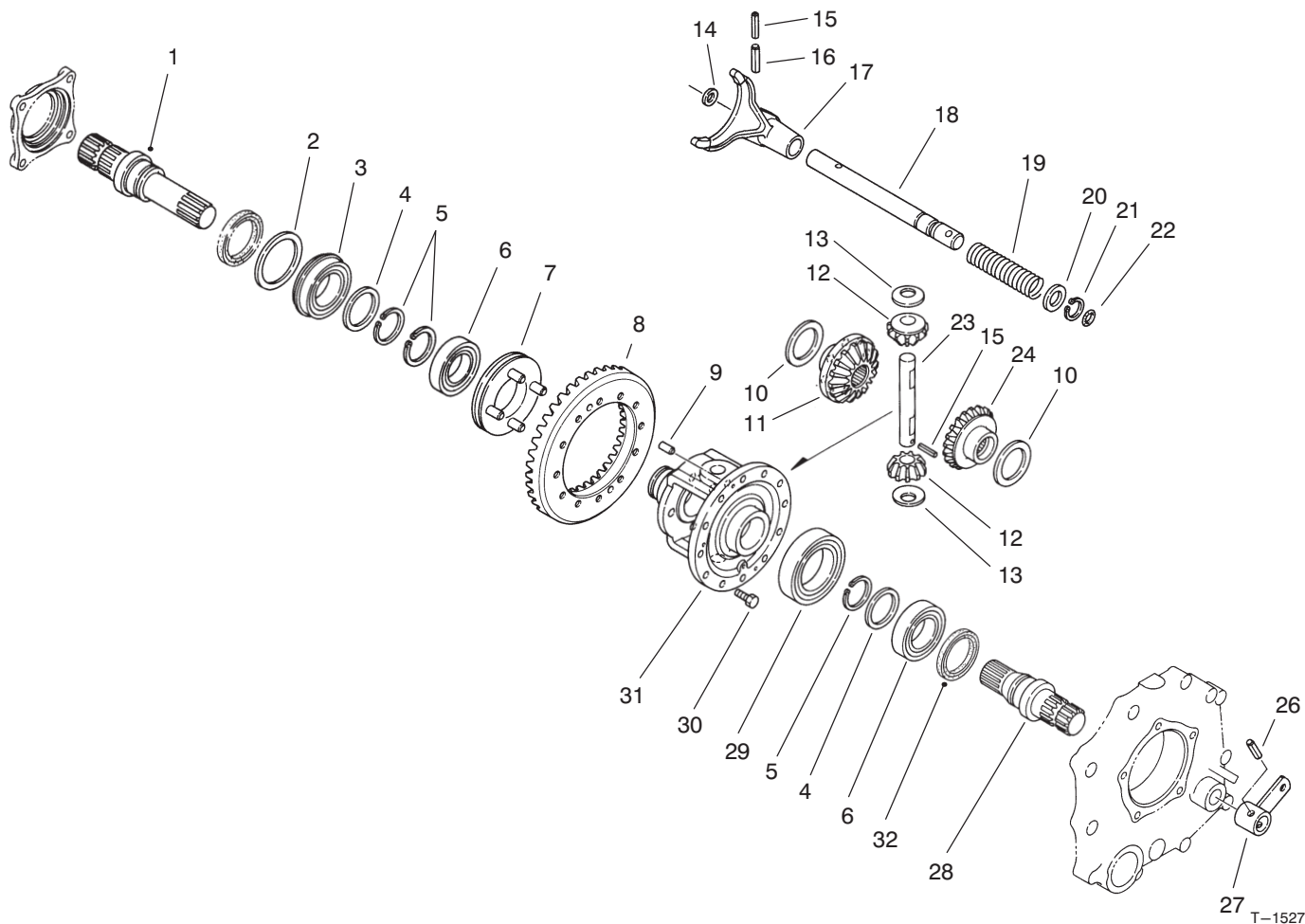


T-1530

SHIFT FORK ASSEMBLY

Ref. No.	Part No.	Description	No. Used
1	92-0785	Ball	3
2	92-0731	Spring - Compression	3
3	92-0700	Fork - Shift R-1	1
4	92-0769	Pin - Spring	2
5	92-0817	Arm - Shift Fork 2-3	1
6	92-0701	Fork - Shift 2-3	1
7	92-0699	Shaft - Fork 2-3	1
8	92-0732	Plate - Keeper	3
9	48-7700	Screw - Cap Hex. Hd.	3

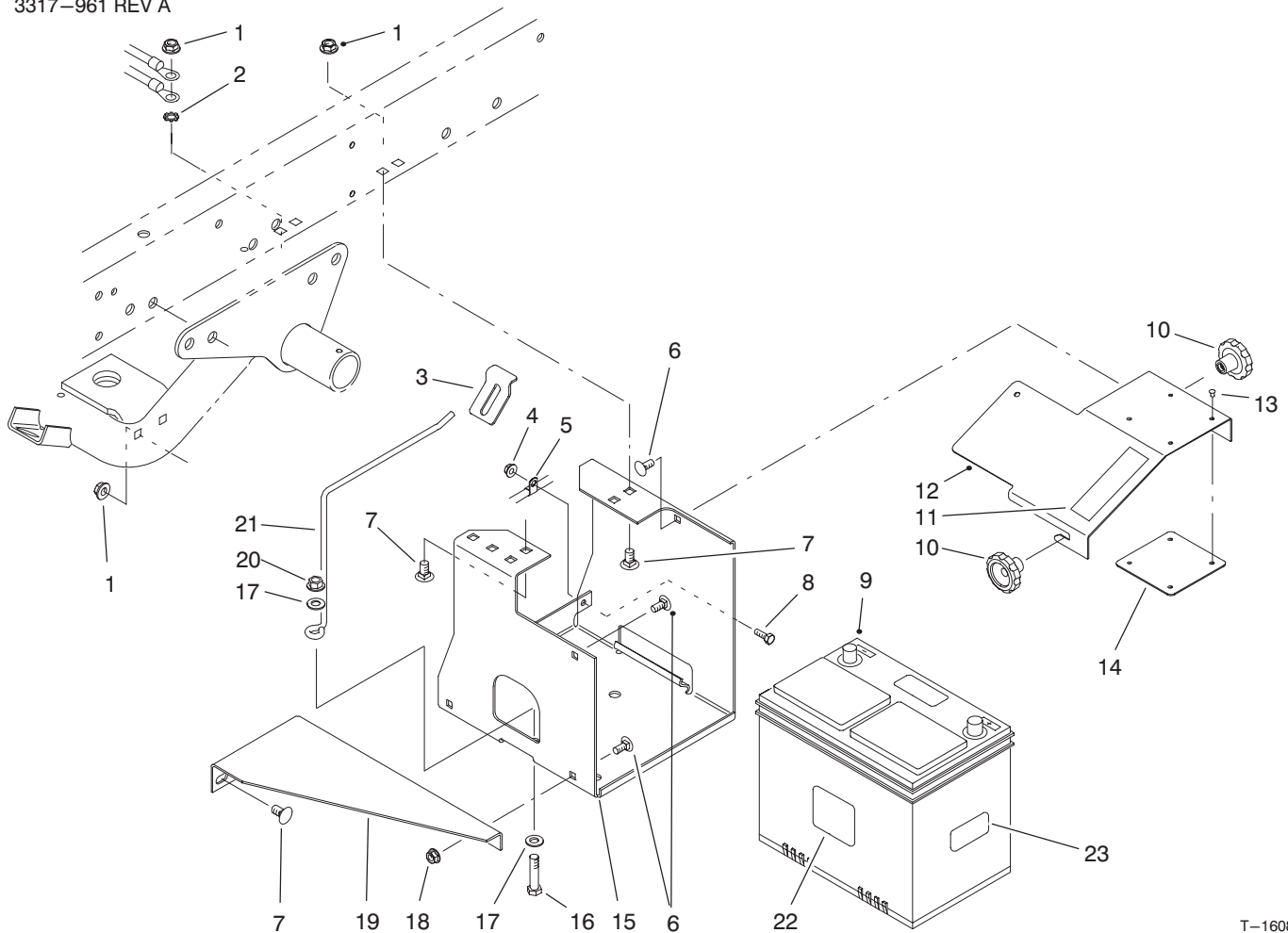
Ref. No.	Part No.	Description	No. Used
10	92-0729	Seal - Oil	3
14	92-0698	Shaft - Fork R-1	1
15	92-0816	Arm - Shift Fork R-1	1
16	92-0708	Shaft - Fork Hi-Lo	1
17	92-0709	Fork - Shift Hi-Lo	1
18	92-0761	Ring - Retaining	1
19	92-0818	Arm - Shift Fork Hi-Lo	1
20	92-0705	Lock - Spindle	1
21	42-9850	Washer - Lock	3



DIFFERENTIAL GEAR ASSEMBLY

Ref. No.	Part No.	Description	No. Used
1	92-0726	Shaft – Axle R.H.	1
2	92-0728	Washer	1
3	92-0780	Bearing – Ball	1
4	92-0727	Washer	2
5	92-0756	Ring – Retaining	3
6	92-0775	Bearing – Ball	2
7	92-0730	Slider – Differential Lock	1
8	92-0710	Ring Gear Assembly (Incl. Counter Shaft)	1
9	92-0765	Pin – Alignment	2
10	92-0747	Washer – Thrust	2
11	92-0746	Gear – Side R.H.	1
12	92-0748	Gear – Pinion	2
13	92-0750	Washer	2
14	92-0744	Washer	1
15	92-0768	Pin – Spring	2

Ref. No.	Part No.	Description	No. Used
16	92-0771	Pin – Spring	1
17	92-0721	Fork – Differential Lock	1
18	92-0722	Shaft – Lock Fork	1
19	92-0723	Spring – Compression	1
20	92-0733	Washer	1
21	92-0753	Ring – Retaining	1
22	92-0787	O-Ring	1
23	92-0749	Shaft – Pinion	1
24	92-0745	Gear – Side L.H.	1
26	92-0770	Pin – Spring	1
27	92-0724	Arm – Differential Lock	1
28	92-0725	Shaft – Axle L.H.	1
29	92-0776	Bearing – Ball	1
30	92-0803	Screw – Hex. Flange Hd.	12
31	92-0720	Case – Differential	1
32	92-0793	Seal – Oil	2



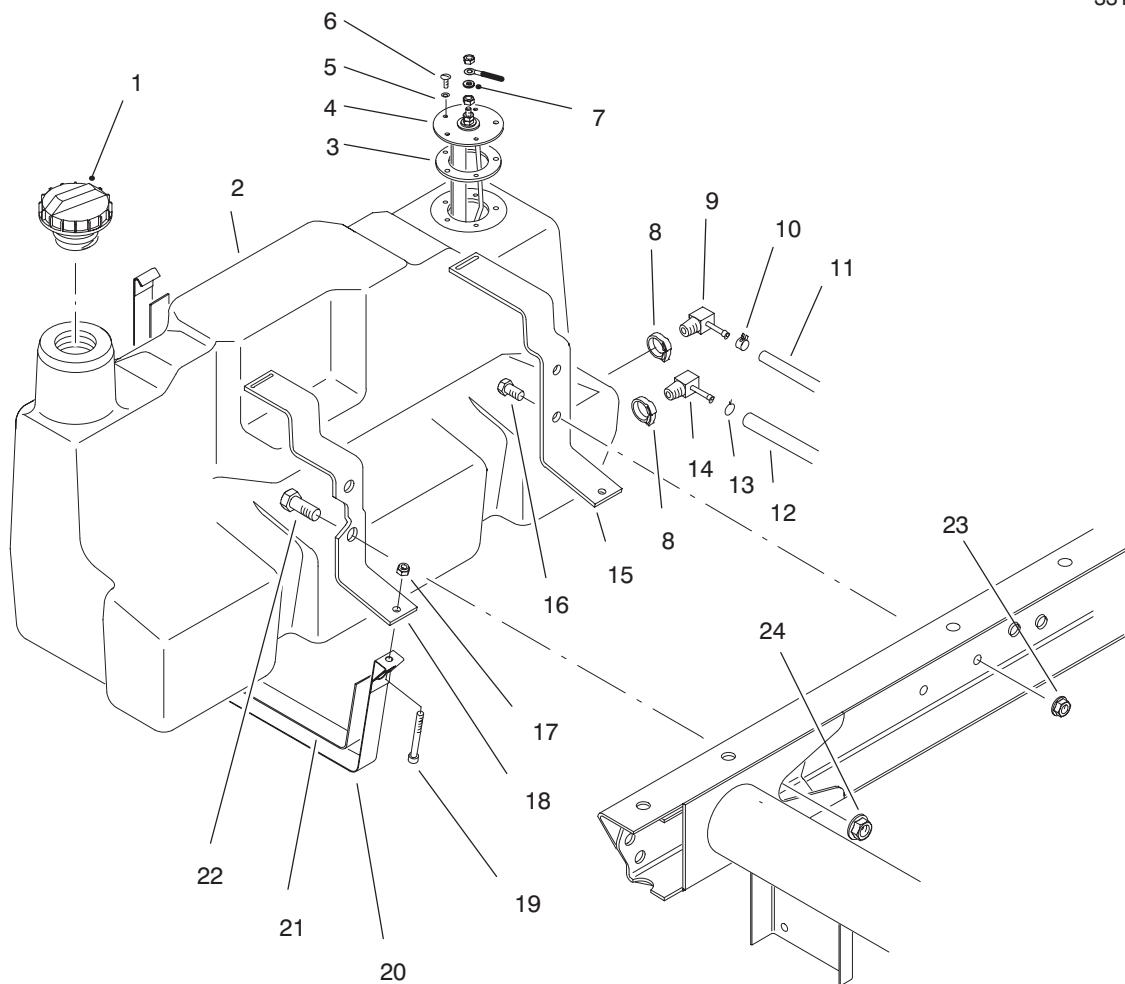
T-1608

BATTERY MOUNT ASSEMBLY

Ref. No.	Part No.	Description	No. Used
1	3290-357	Nut – Flange Lock	6
2	3255-9	Washer – Lock ETLW	1
3	87-7610	Tab – Battery Support	1
4	32128-33	Nut – Flange Lock	1
5	2412-89	Clamp – R	1
6	3230-23	Bolt – Carriage	4
7	3231-21	Bolt – Carriage	6
8	321-4	Screw – Cap Hex. Hd.	1
9	55-7291	Battery	1
10	19-4050	Knob	2
†11	36-3400	Decal – No Step	1

Ref. No.	Part No.	Description	No. Used
12	87-5130	Cover – Battery Base	1
13	3296-27	Rivet – Plastic	4
14	87-7620	Shield – Plastic	1
15	87-5120	Bracket – Battery Base	1
16	323-9	Screw – Cap Hex. Hd.	1
17	3256-24	Washer – Flat	2
18	32128-20	Nut – Flange Lock	2
19	87-5110	Support – Lower	1
20	3296-39	Nut – Flange Lock	1
21	87-7600	Rod – Battery Support	1

†For different language versions of this part, see International Decal Cross Reference.

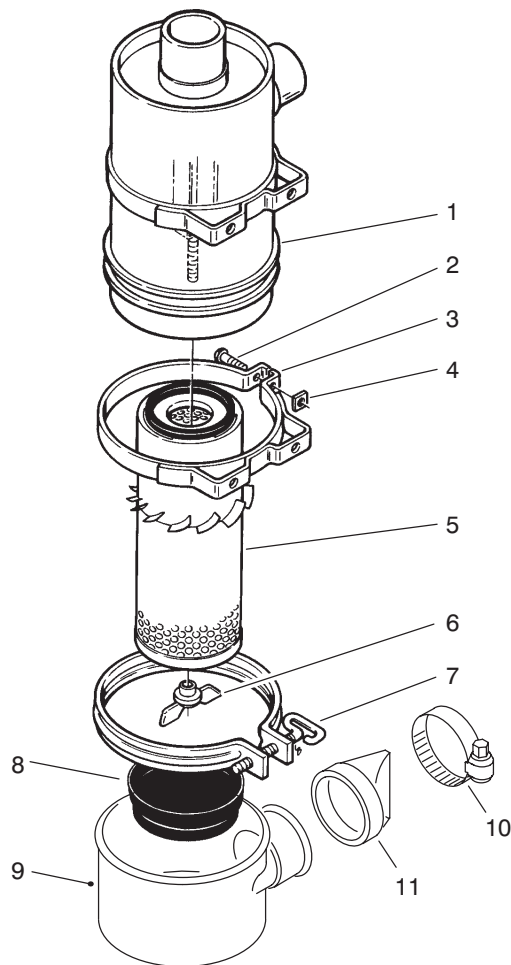


T-1609

FUEL TANK ASSEMBLY

Ref. No.	Part No.	Description	No. Used
1	93-3101	Cap - Fuel	1
2	94-3801	Fuel Tank Assembly (Incl. Ref. #8, 9 & 14)	1
3	62-7650	Gasket - Sending Unit	1
4	63-7640	Unit - Sending	1
5	3253-15	Washer - Lock	5
6	32122-24	Screw - Round Hd	5
7	5-3637	Washer - Flat	1
8	2412-36	Clamp	2
9	76-4430	Fitting - Fuel 90°	1
10	2412-108	Clamp - Hose	1
11	75-4701	Hose - Fuel	1
12	63-9640	Hose - Fuel	2

Ref. No.	Part No.	Description	No. Used
13	92-2379	Clamp - Hose	1
14	353-781	Fitting - Fuel 90°	1
15	87-3140	Support - Rear	1
16	323-4	Screw - Cap Hex. Hd.	2
17	3296-42	Nut - Lock	2
18	87-3150	Support - Front	1
19	3274-54	Screw - Hex. Socket Hd.	2
20	87-3160	Strap - Tank Support	2
21	87-3170	Pad - Tank Support Strap	2
22	3234-38	Screw - Cap Hex. Hd.	2
23	3290-357	Nut - Flange	2
24	32128-23	Nut - Flange	2

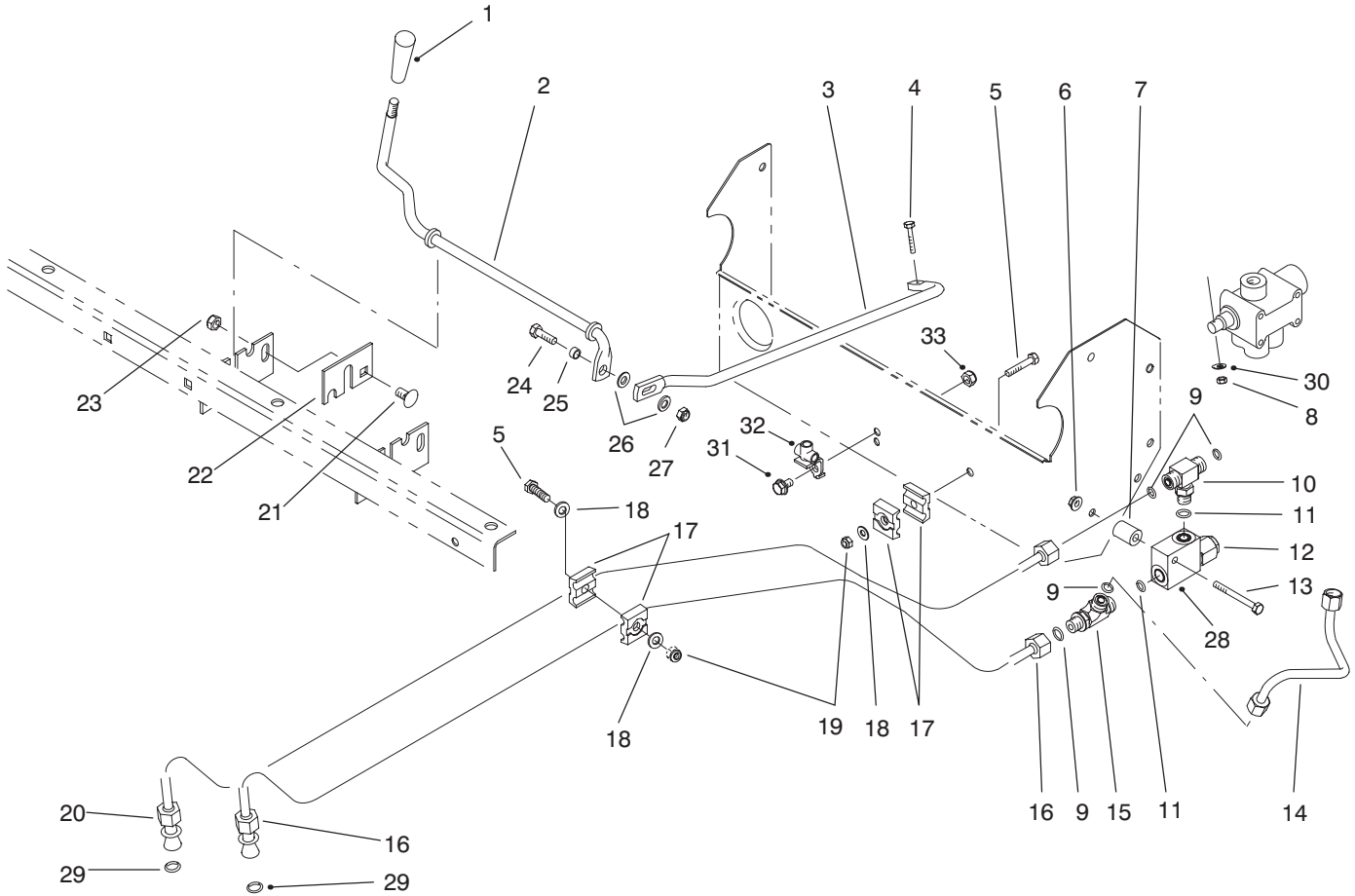


T-1349

AIR CLEANER ASSEMBLY

Ref. No.	Part No.	Description	No. Used	Ref. No.	Part No.	Description	No. Used
1		Body	1	7	33-1340	Clamp Assembly	1
2	3258-19	Screw - Round Head	2	8	33-1310	Baffle	1
3	33-1350	Band Assembly (Incl. Ref. #2 & 4)	2	9	87-9390	Cup	1
4	32107-11	Nut - Square	2	10	2412-130	Clamp - Hose	1
5	33-1300	Assembly - Element	1	11	87-9400	Valve	1
6	33-1330	Assembly - Nut	1	*	87-9410	Air Cleaner (Complete) (Incl. Ref. #1 & 5-11)	1

*Not Illustrated



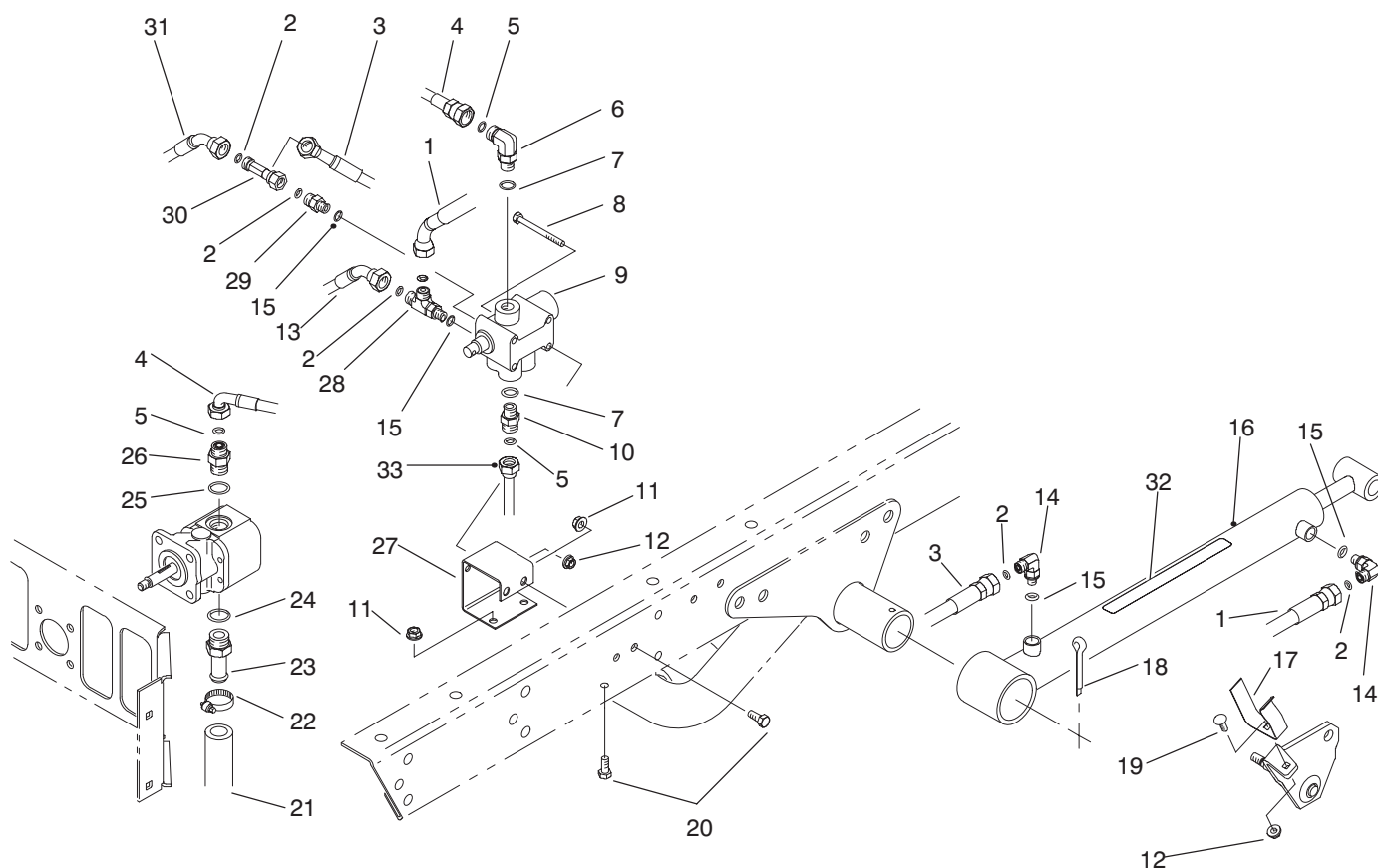
T-1610

LIFT VALVE LINKAGE ASSEMBLY

Ref. No.	Part No.	Description	No. Used
1	233-39	Knob	1
2	87-4500	Rod - Pivot	1
3	87-4510	Rod - Connecting	1
4	87-5150	Screw - Cap Hex. Hd.	1
5	321-9	Screw - Cap Hex. Hd.	2
6	32128-33	Nut - Flange Lock	1
7	75-9610	Spacer	1
8	87-5140	Nut - Lock	1
9	237-22	Seal - O-Ring	4
10	340-94	Fitting - Hydraulic Tee (Incl. Ref. #9 & 11)	1
11	237-42	Seal - O-Ring	2
12	92-2160	Cartridge - Relief Valve	1
13	321-15	Screw - Cap Hex. Hd.	1
14	87-4560	Tube - Hydraulic	1
15	340-86	Fitting - Hydraulic Tee (Incl. Ref. #9 & 11)	1
16	93-7092	Hydraulic Tube Assembly (Incl. Ref. #29)	1
17	56-7973	Clamp - Hydraulic Tube	4

Ref. No.	Part No.	Description	No. Used
18	3256-22	Washer - Flat	3
19	3296-42	Nut - Lock	2
20	93-7093	Hydraulic Tube Assembly (Incl. Ref. #29)	1
21	3231-21	Bolt - Carriage	1
22	87-4490	Bracket - Hold-Down	1
23	3296-39	Nut - Lock	1
24	322-5	Screw - Cap Hex. Hd.	1
25	87-5080	Spacer - Connecting	1
26	3256-23	Washer - Flat	2
27	3296-29	Nut - Lock	1
28	92-2161	Body - Relief Valve	1
29	39-7310	Seal - O-Ring	2
30	3256-14	Washer - Flat	1
31	322-2	Screw - Cap Hex. Hd.	1
32	87-3560	Tee - Brake Line	1
33	32128-20	Nut - Lock	1
*	87-3680	Assembly - Relief Valve (Incl. Ref. #12 & 28)	1

*Not Illustrated

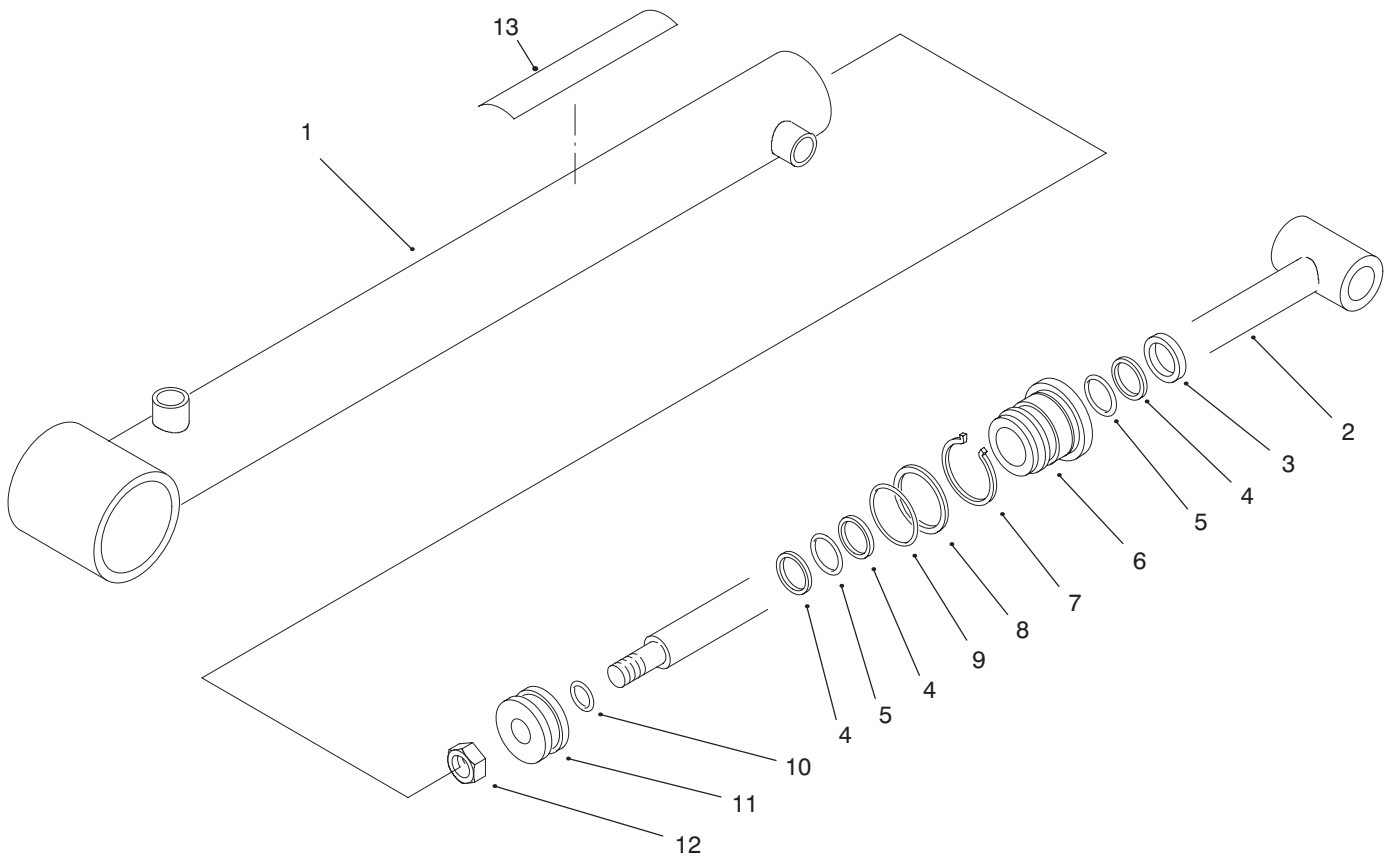


T-1611

LIFT VALVE & CYLINDER ASSEMBLY

Ref. No.	Part No.	Description	No. Used	Ref. No.	Part No.	Description	No. Used
1	92-2697	Hose - Hydraulic	1	19	3229-25	Screw - Carriage	2
2	237-21	Seal - O-Ring	6	20	322-3	Screw - Cap Hex. Hd.	4
3	87-4880	Hose - Hydraulic	1	21	87-3670	Hose - Hydraulic	1
4	87-4870	Hose - Hydraulic	1	22	2412-34	Clamp	1
5	237-22	Seal - O-Ring	3	23	354-136	Fitting - Hydraulic Straight (Incl. Ref. #24)	1
6	340-77	Fitting - Hydraulic 90° (Incl. Ref. #5 & 7)	1	24	237-80	Seal - O-Ring	1
7	237-42	Seal - O-Ring	2	25	237-79	Seal - O-Ring	1
8	321-14	Screw - Cap Hex. Hd.	2	26	340-3	Fitting - Hydraulic Straight (Incl. Ref. #5 & 25)	1
9	43-1950	Valve	1	27	87-4520	Bracket - Dump Valve	1
10	340-2	Fitting - Straight	1	28	340-140	Fitting - Hydraulic Tee (Incl. Ref. #2 & 15)	1
11	32128-20	Nut - Flange Head	4	29	340-92	Fitting - Hydraulic Straight (Incl. Ref. #2 & 15)	1
12	32128-33	Nut - Flange Head	2	30	340-151	Fitting - Hydraulic Tee (Incl. Ref. #2)	1
13	87-4910	Hose - Hydraulic	1	31	87-4900	Hose - Hydraulic	1
14	340-132	Fitting - Hydraulic 90° (Incl. Ref. #2 & 15)	4	‡32	87-7930	Decal - Warning	2
15	237-78	Seal - O-Ring	4	33	87-4560	Tube - Hydraulic	1
16	94-5203	Hydraulic Cylinder Assy. (Incl. Ref. #32)	2				
17	87-3720	Retainer - Cylinder	2				
18	3272-37	Pin - Cotter	2				

‡For different language versions of this part, see International Decal Cross Reference.



T-2342-1

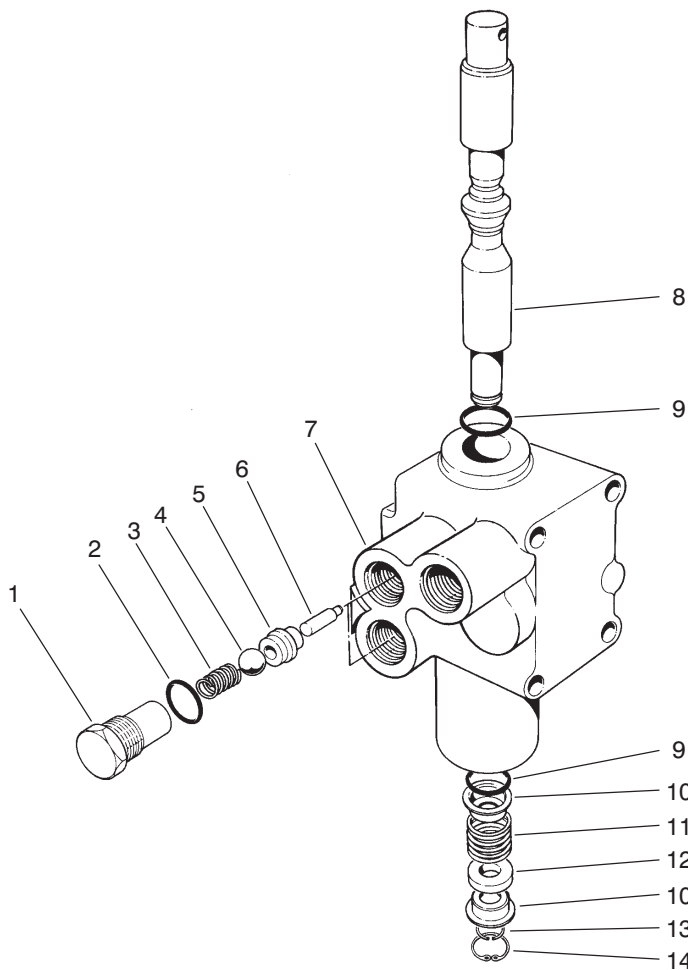
LIFT CYLINDER NO. 94-5203

Ref. No.	Part No.	Description	No. Used
1	94-5206	Barrel Assembly	1
2	94-5207	Shaft	1
3		Seal - Dust	1
4		Backup	3
5		Seal - O-Ring	2
6	92-2162	Head	1
7	84-1680	Ring - Retaining	1
8		Backup	1

Ref. No.	Part No.	Description	No. Used
9		Seal - O-Ring	1
10		Seal - O-Ring	1
11	43-5150	Piston	1
12	32152-10	Nut	1
13	87-7930	Decal - Warning	1
*	92-2165	Kit - Repair (Incl. Ref. #3-5 & 8-10)	1

*Not Illustrated

‡For different language versions of this part, see International Decal Cross Reference.

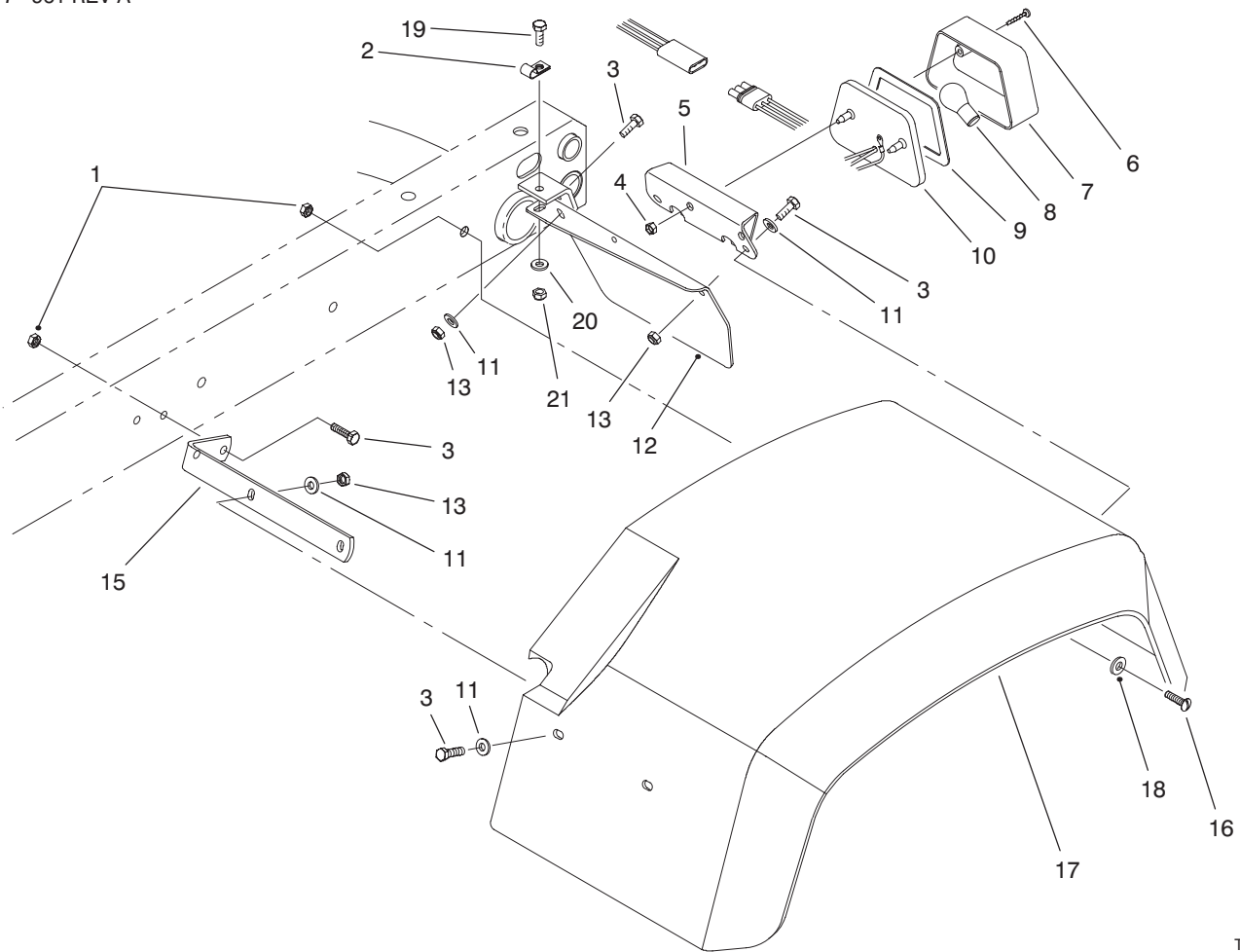


T-0280

CONTROL VALVE ASSEMBLY NO. 43-1950

Ref. No.	Part No.	Description	No. Used
1	22-8330	Plug	2
2	237-42	O-Ring	2
3	22-8340	Spring	2
4	22-8350	Ball	2
5	22-8370	Seat-Check Valve	2
6	22-8360	Pin - Cam	2
7		Body	1

Ref. No.	Part No.	Description	No. Used
8	22-8420	Spool	1
9	22-8500	O-Ring	2
10	22-8380	Retainer - Spring	2
11	22-8410	Spring	1
12	23-3030	Spacer	1
13	22-8480	Ring - Retaining, Spool	1
14	22-8490	Ring - Retaining	1



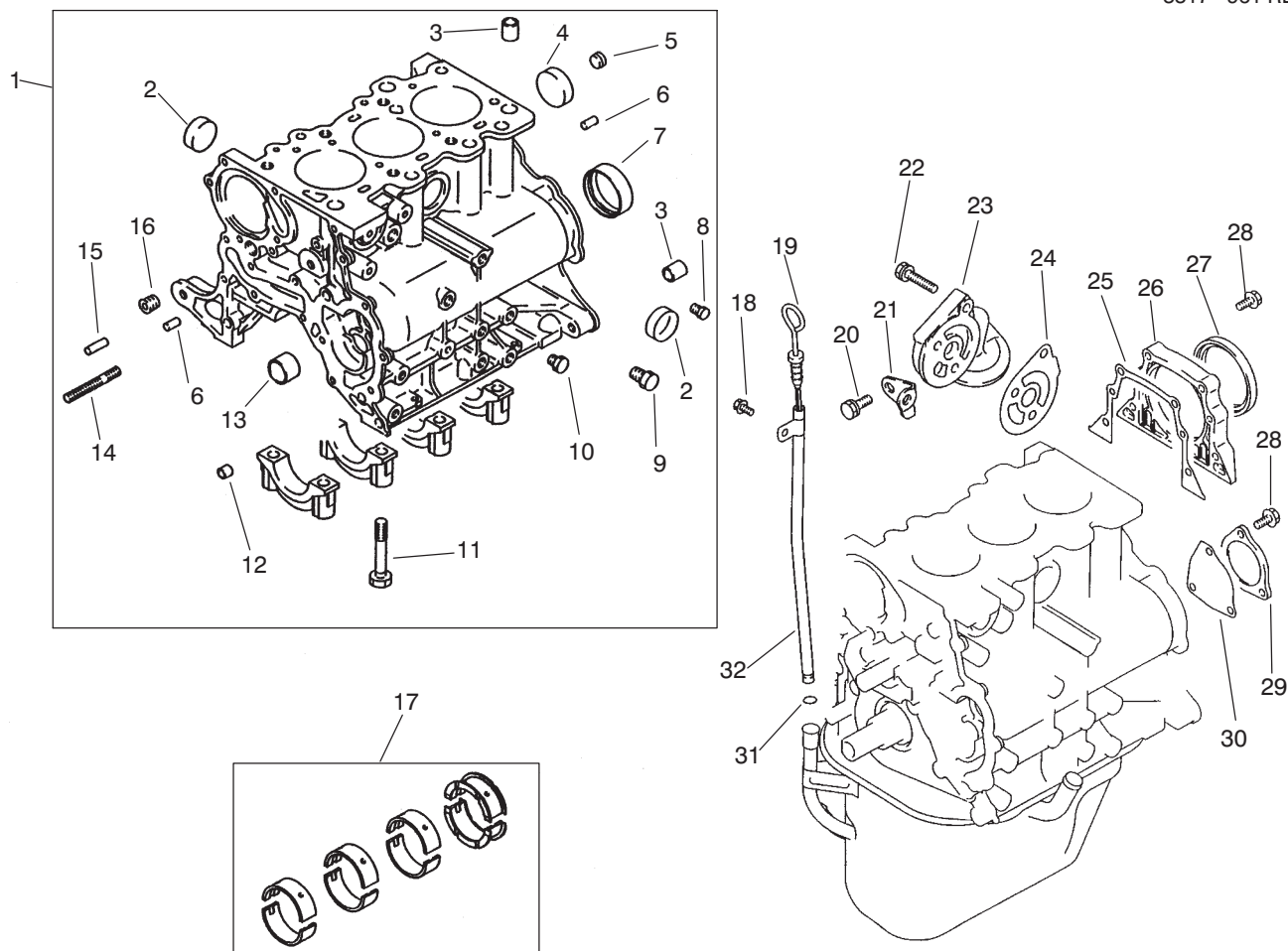
T-1613

REAR FENDER & TAIL LIGHT ASSEMBLY

Ref. No.	Part No.	Description	No. Used
1	3296-39	Nut - Lock	6
2	2412-93	Clamp - R	1
3	321-6	Screw - Cap Hex. Hd.	16
4	3290-506	Palnut	2
5	87-5770	U-Bracket - Tail Light	1
6	32144-93	Screw - Self Tapping	2
7	87-6300	Lens	1
8		Bulb (#1157 Std. 12 Volt)	1
9	87-6310	Gasket	1
10	87-2110	Tail Light Assembly (Incl. Ref. #6-9)	1

Ref. No.	Part No.	Description	No. Used
11	3256-22	Washer - Flat	19
12	93-8943	Plate - Tail Light LH	1
*	93-8944	Plate - Tail Light RH	1
13	3296-42	Nut - Lock	12
14	93-8941	Bracket - Front LH	1
*	93-8942	Bracket - Front RH	1
15	3274-94	Screw - Socket Button Hd.	6
16	87-6660	Fender - Rear 24"	2
17	3256-24	Washer - Flat	6
18	322-5	Screw - Cap Hex. Hd.	4
19	3256-23	Washer - Flat	4
20	3296-29	Nut - Lock	4

*Not Illustrated

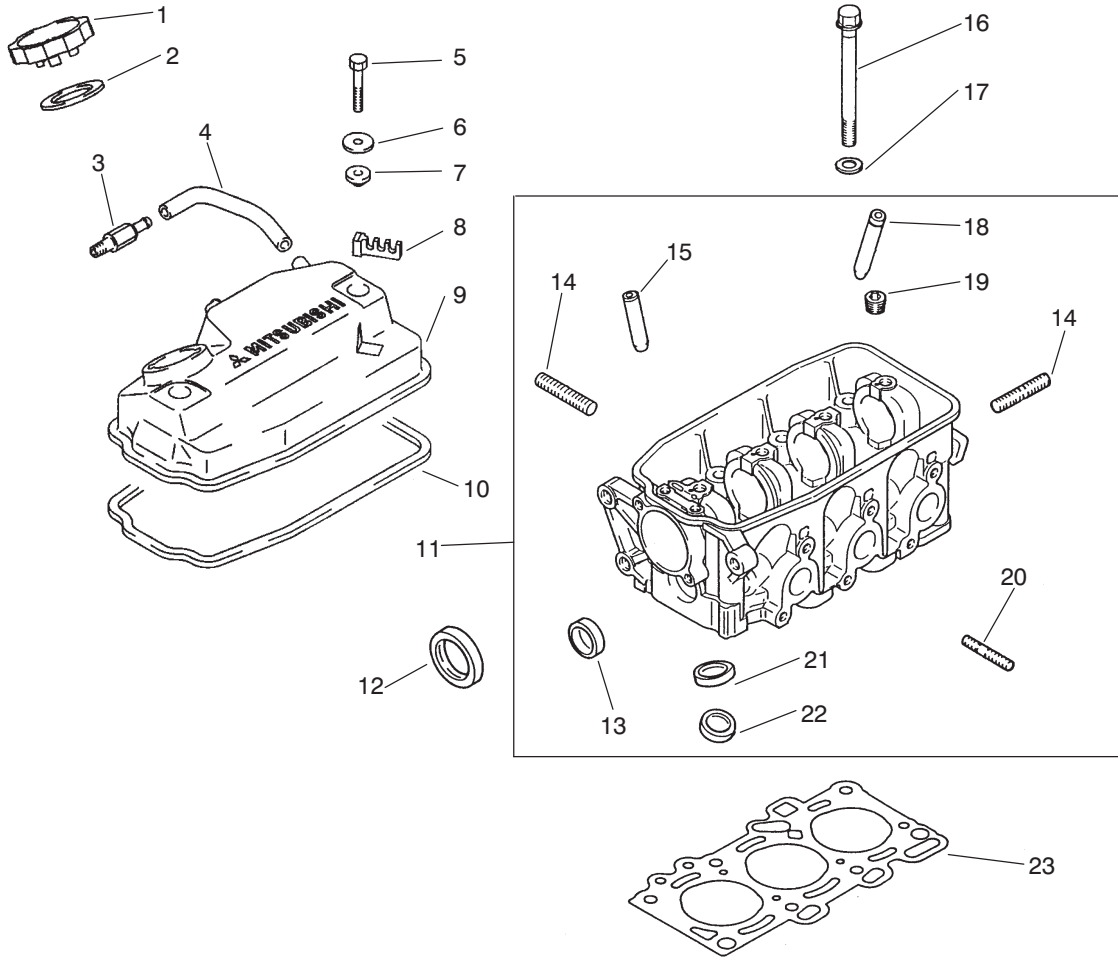


CYLINDER BLOCK ASSEMBLY

Ref. No.	Part No.	Description	No. Used
1	92-2006	Assembly - Crankcase (Incl. Ref. #2-16)	1
2	92-2151	Cap - Sealing	3
3	92-2152	Bushing	4
4	92-1994	Cap - Sealing	1
5	92-1935	Plug - Taper	1
6	92-2148	Pin - Dowel	2
7	92-1982	Bearing - Ring	1
8	92-1902	Plug - Taper	1
9	56-0100	Plug - Taper	1
10	92-1910	Plug - Taper	1
11	67-2250	Bolt	8
12	67-2360	Bushing	4
13	92-1981	Bearing - Front	1
14	92-5107	Stud	1
15	92-1958	Pin - Dowel	1
16	67-2390	Plug - Taper	1

Ref. No.	Part No.	Description	No. Used
17	92-1956	Bearing - Set, Main	1
18	92-5112	Bolt - Flange Head	1
19	92-5110	Gauge - Oil Level	1
20	92-2144	Bolt	2
21	92-5109	Stay - Oil Filter	1
22	92-2143	Bolt	3
23	92-2012	Bracket - Oil Filter	1
24	92-5108	Gasket - Bracket	1
25	92-1987	Gasket	1
26	92-2045	Housing - Seal, Oil	1
27	92-1952	Seal - Oil	1
28	92-2131	Bolt - Flange Head	7
29	92-1945	Cover - Rear	1
30	92-1991	Gasket	1
31	92-1925	O-Ring	1
32	92-5111	Guide - Oil Level Gauge	1

T-1631



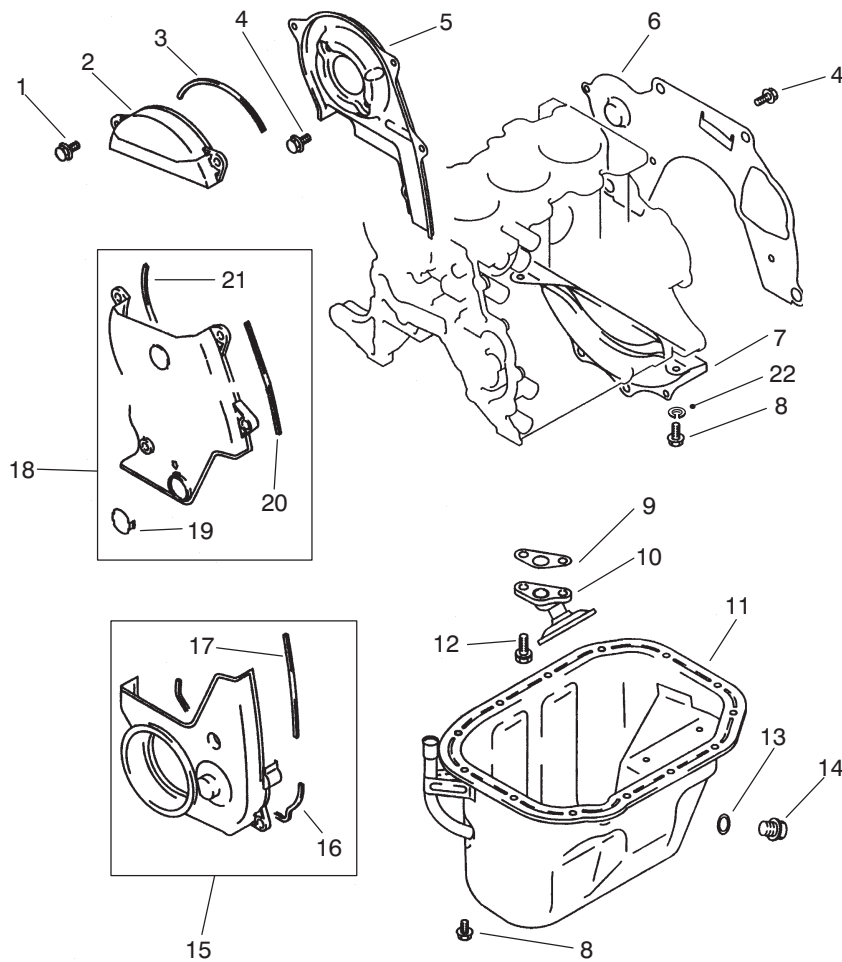
T-1630

ROCKER COVER & CYLINDER HEAD ASSEMBLY

Ref. No.	Part No.	Description	No. Used
1	92-1975	Cap - Oil (Incl. Ref. #2)	1
2	92-1943	Packing	1
3	92-2050	PCV Valve	1
4	92-2026	Hose - PCV Valve	1
5	92-2128	Bolt - Cover	2
6	92-2063	Washer	2
7	92-1929	Seal - Oil	2
8	92-1915	Clamp - Cable	1
9	94-5231	Assembly - Cover (Incl. Ref. #8 & 10)	1
10	92-1944	Gasket - Cover, Rocker	1
11	92-2034	Head - Cylinder (Incl. Ref. #13-15 & 18-22)	1
12	92-2021	Seal - Oil	1
13	92-2151	Cap - Sealing	1
14	42-9560	Stud	3
15	92-1926	Guide - Intake Valve (.05 mm OS)	3
*	92-5103	Guide - Intake Valve (.25 mm OS)	3
*	92-5104	Guide - Intake Valve (.50 mm OS)	3

Ref. No.	Part No.	Description	No. Used
16	92-1971	Bolt	8
17	92-1903	Washer	8
18	92-1911	Guide - Exhaust Valve (.05 mm OS)	1
*	92-5105	Guide - Exhaust Valve (.25 mm OS)	1
*	92-5106	Guide - Exhaust Valve (.50 mm OS)	1
19	92-1916	Plug - Taper	1
20	92-1905	Stud	6
21	92-1959	Seat - Intake Valve (.30 mm OS)	3
*	92-5102	Seat - Intake Valve (.60 mm OS)	3
22	92-1976	Seat - Exhaust Valve (.30 mm OS)	3
*	92-5101	Seat - Exhaust Valve (.60 mm OS)	3
23	92-1997	Gasket - Cylinder	1

*Not Illustrated

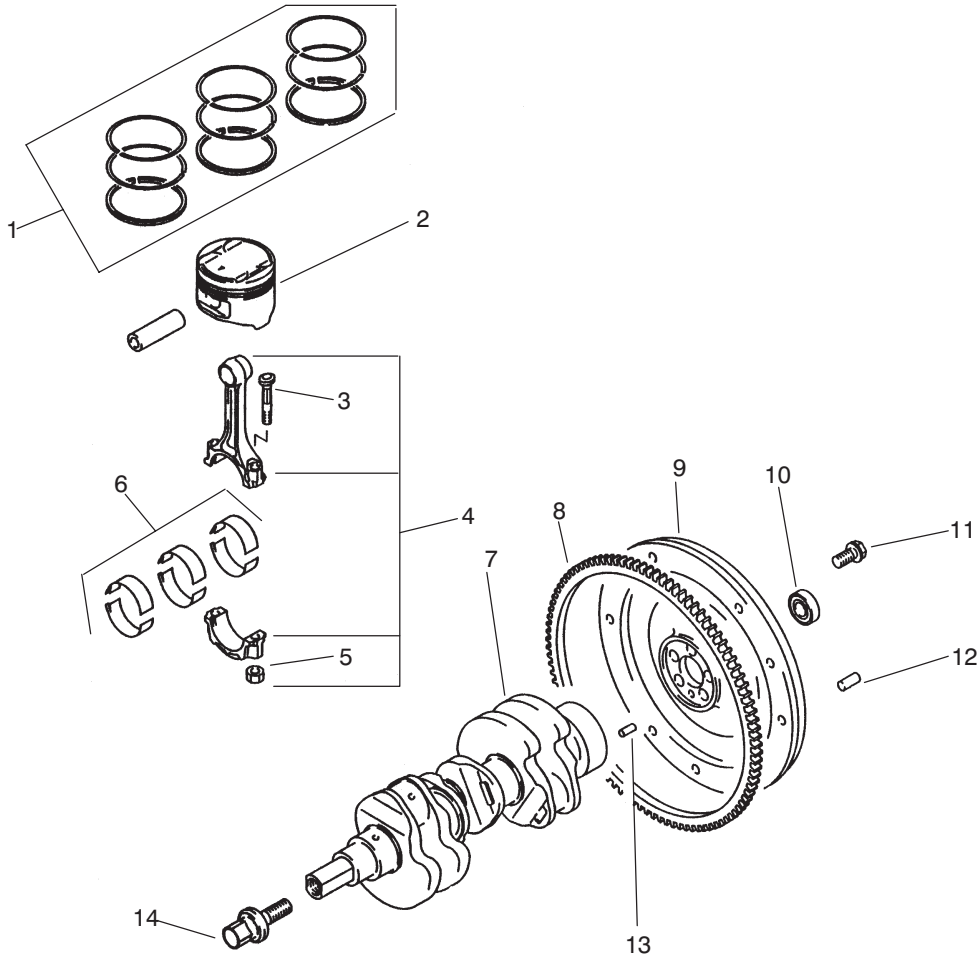


T-1632

COVERS & OIL PAN ASSEMBLY

Ref. No.	Part No.	Description	No. Used
1	92-5113	Bolt - Flange Head	3
2	92-1965	Assembly - Cover (Incl. Ref.#3)	1
3	92-1962	Gasket	1
4	92-2131	Bolt - Flange Head	2
5	92-2035	Cover - Front	1
6	92-1937	Plate - Rear	1
7	92-1938	Cover - Bell Housing	1
8	48-7610	Bolt - Hex. Head	2
9	92-1988	Gasket - Oil	1
10	92-2019	Strainer - Oil	1
11	92-2053	Assembly - Oil Pan (Incl. Ref.#13-14)	1

Ref. No.	Part No.	Description	No. Used
12	92-2137	Bolt/washer	2
13	92-1921	Gasket - Oil	1
14	92-1920	Plug - Oil	1
15	92-1967	Assembly - Cover (Incl. Ref. #16-17)	1
16	92-1939	Gasket	1
17	92-1940	Gasket	1
18	92-1996	Assembly - Cover, Front (Incl. Ref.#19-21)	1
19	92-1907	Cover - Access	1
20	92-1962	Gasket	1
21	92-1966	Gasket	1
22	3253-3	Washer - Lock	2



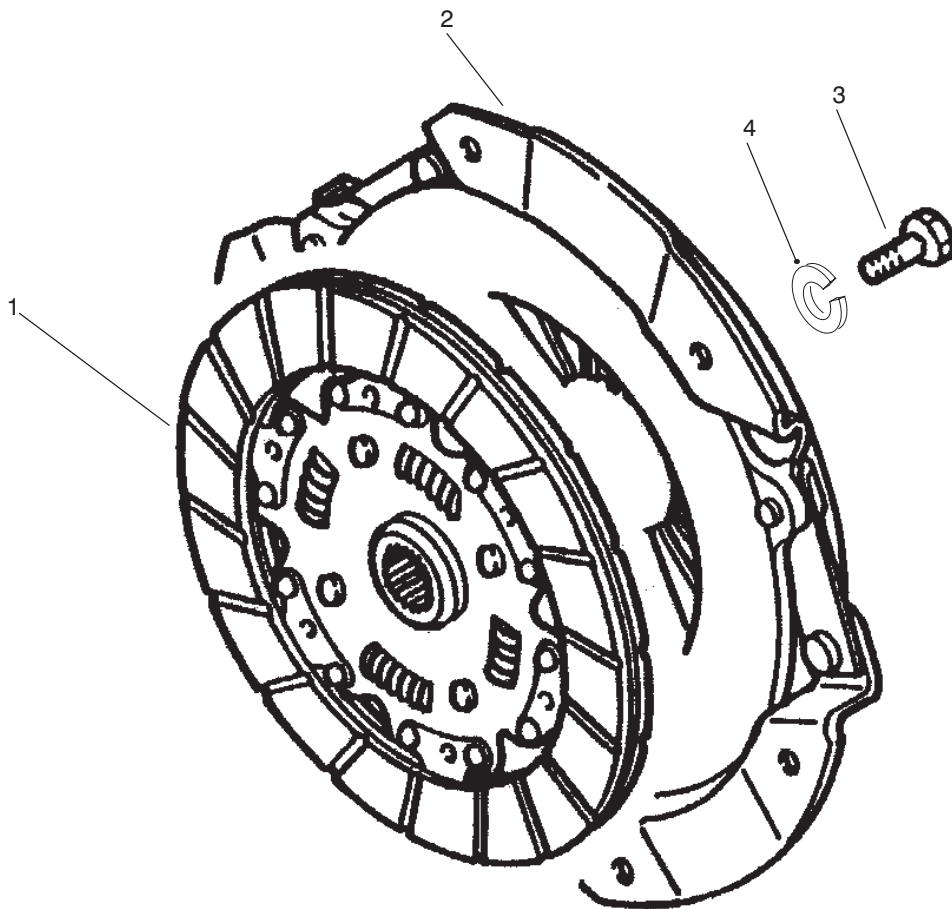
T-1633

PISTON & CRANKSHAFT ASSEMBLY

Ref. No.	Part No.	Description	No. Used
1	92-2014	Piston Ring Set (Std.)	1
*	92-5118	Piston Ring Set (.25 mm OS)	1
*	92-2015	Piston Ring Set (.50 mm OS)	1
*	92-5120	Piston Ring Set (.75 mm OS)	1
*	92-5121	Piston Ring Set (1.00 mm OS)	1
2	92-2005	Piston & Pin (Std.)	3
*	92-2013	Piston & Pin (.50 mm OS)	3
*	92-5116	Piston & Pin (.75 mm OS)	3
*	92-5117	Piston & Pin (1.00 mm OS)	3
3	92-2003	Bolt - Connecting Rod	6

Ref. No.	Part No.	Description	No. Used
4	92-1999	Rod - Connecting (Incl. Ref. #3 & 5)	3
5	92-1923	Nut	6
6	92-1957	Rod Bearing Set	1
7	92-1995	Assembly - Crankshaft	1
8	92-1942	Gear - Ring	1
9	92-1980	Flywheel	1
10	92-1914	Bearing - Ball	1
11	92-1934	Bolt - Flywheel	5
12	42-7160	Pin - Dowel	3
13	92-2148	Pin - Dowel	1
14	92-2057	Bolt - Crankshaft PTO	1

*Not Illustrated

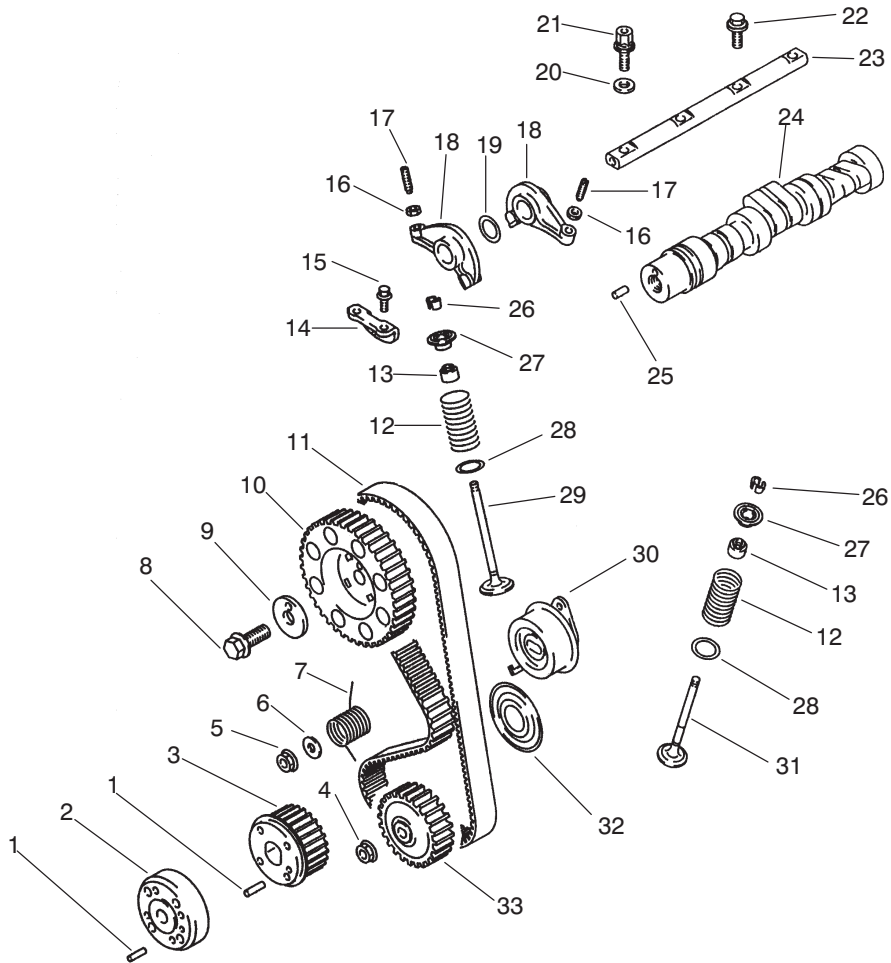


T-1644

CLUTCH & CLUTCH RELEASE ASSEMBLY

Ref. No.	Part No.	Description	No. Used
1	87-3190	Disc - Clutch	1
2	87-3180	Cover - Clutch	1

Ref. No.	Part No.	Description	No. Used
3	48-7700	Bolt	6
4	3253-4	Washer - Lock	6

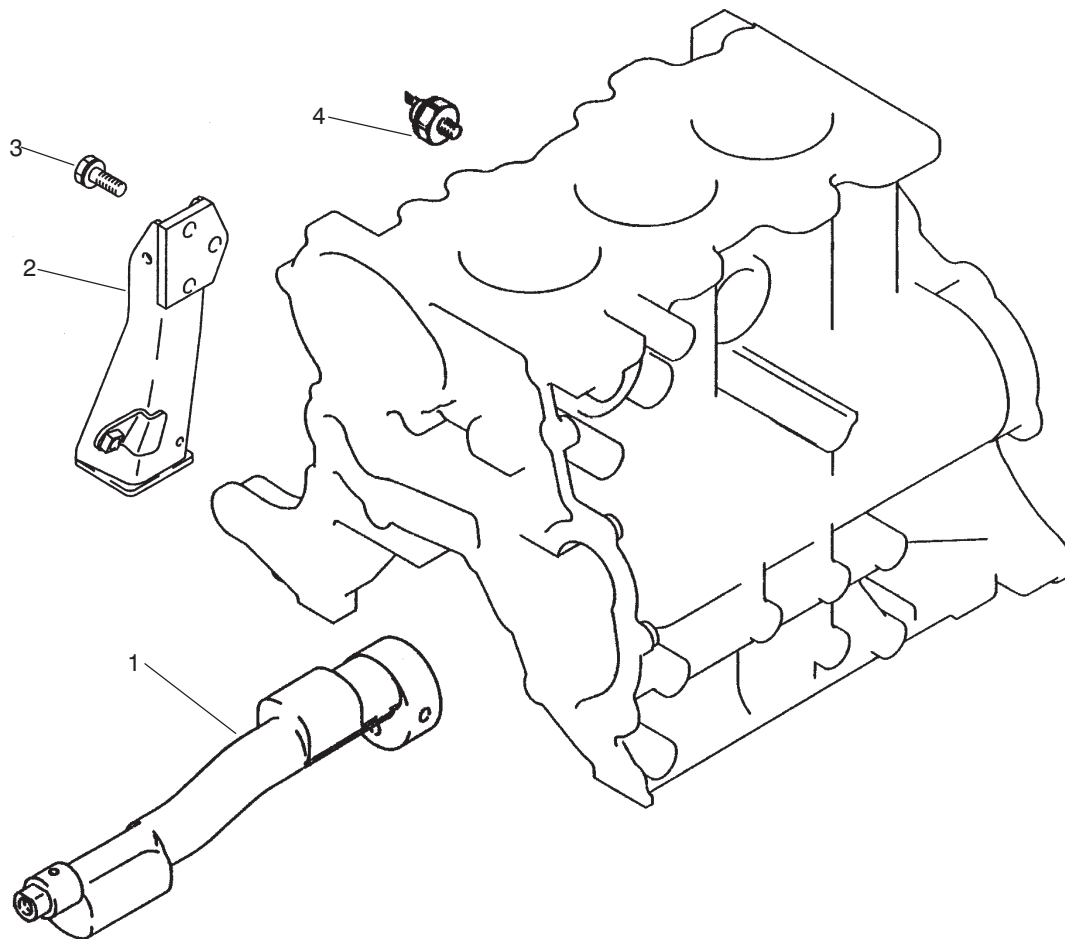


T-1634

CAMSHAFT & VALVES ASSEMBLY

Ref. No.	Part No.	Description	No. Used
1	92-2149	Pin	2
2	92-2062	Assembly - PTO Adapter (Incl. Ref.#1)	1
3	92-2061	Assembly - PTO Sprocket (Incl. Ref.#1)	1
4	92-5122	Nut - Timing Belt	1
5	92-2145	Nut - Flange	1
6	92-2147	Washer	1
7	92-2001	Spring	1
8	92-2135	Bolt - Flange Head	1
9	92-1922	Washer	1
10	92-2000	Sprocket	1
11	92-2059	Belt - Timing	1
12	92-1977	Spring - Valve	6
13	92-1961	Seal - Valve	6
14	92-1964	Plate - Cam	1
15	92-2130	Bolt - Flange Head	2
16	92-1909	Nut	6

Ref. No.	Part No.	Description	No. Used
17	92-1953	Screw - Adjusting	6
18	92-1947	Arm - Rocker	6
19	92-1930	Washer - Wave	2
20	92-1972	Washer	2
21	92-2017	Bolt - Rocker Shaft	2
22	92-2018	Bolt - Rocker Shaft	2
23	92-1973	Shaft - Rocker Arm	1
24	92-2049	Assembly - Camshaft (Incl. Ref.#25)	1
25	92-2010	Pin - Dowel	1
26	42-7860	Lock - Valve	12
27	92-1931	Retainer	6
28	92-1936	Seal - Valve	6
29	92-1954	Valve - Inlet	3
30	92-1968	Tensioner - Belt	1
31	92-1955	Valve - Exhaust	3
32	92-2056	Flange - PTO	1
33	92-2042	Sprocket - Oil	1

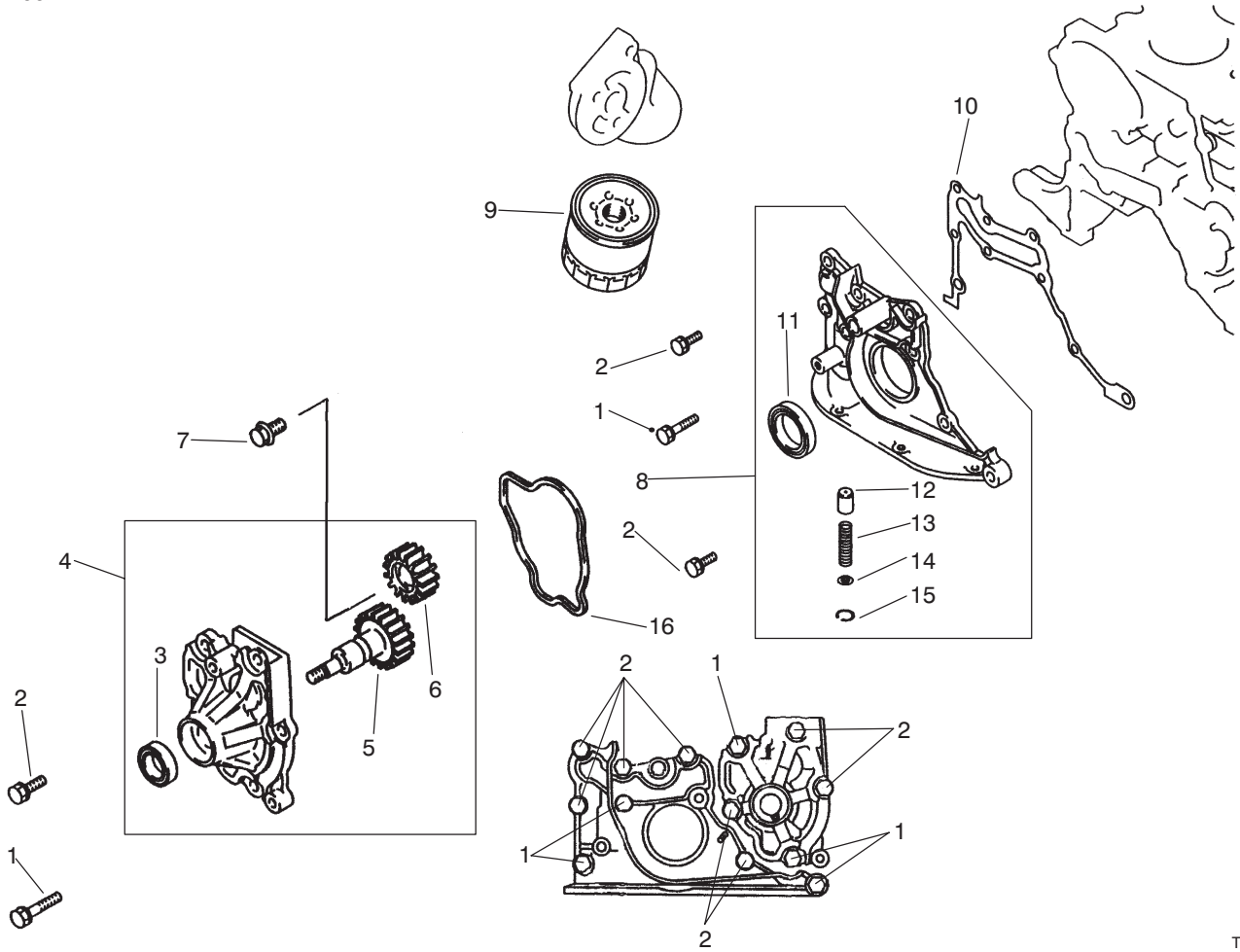


T-1635

BALANCER & OIL PRESSURE SWITCH & ENGINE MOUNT

Ref. No.	Part No.	Description	No. Used
1	92-1998	Shaft – Balancer	1
2	92-2022	Mount – Engine	1

Ref. No.	Part No.	Description	No. Used
3	92-5123	Bolt – Engine Mount	3
4	92-1978	Switch – Oil Pressure	1

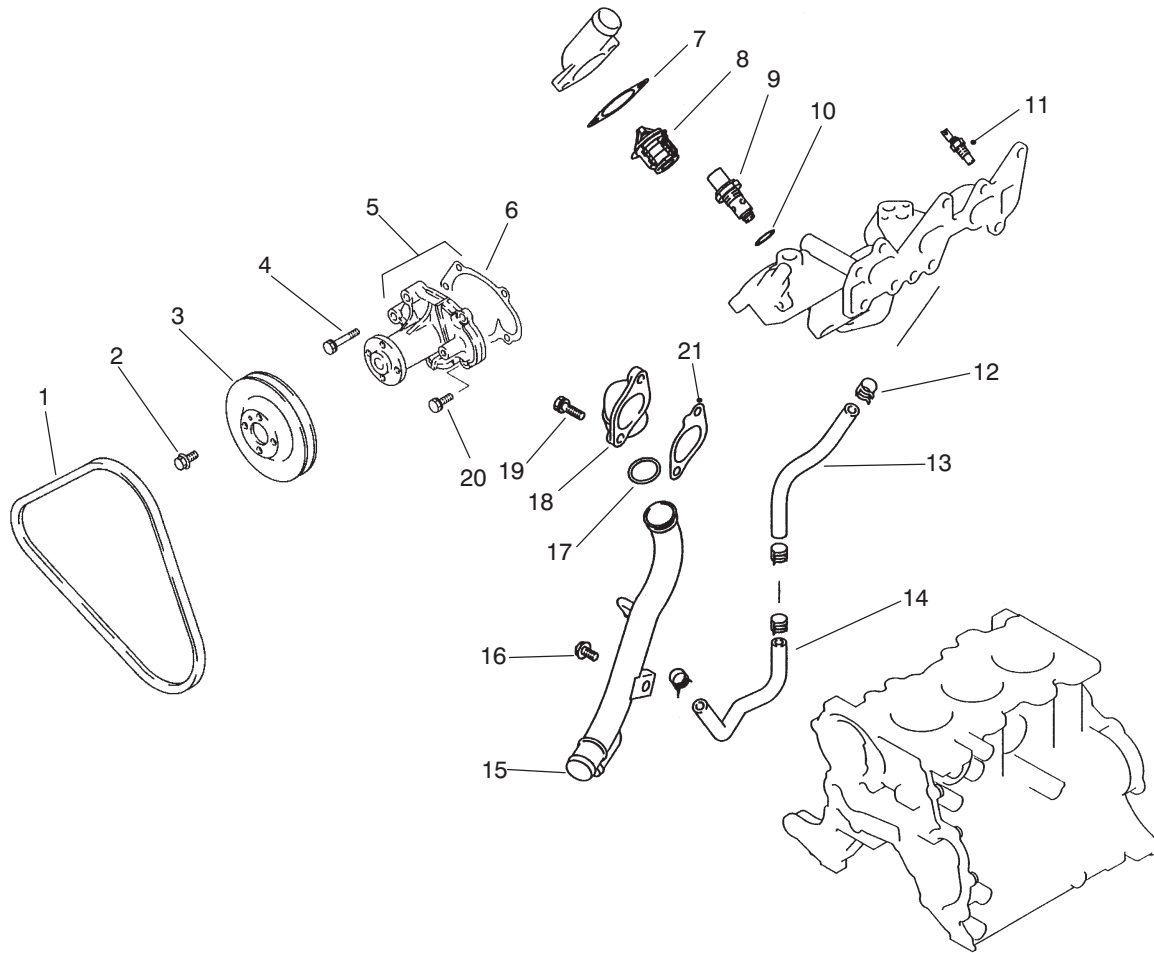


T-1636

OIL PUMP & FILTER ASSEMBLY

Ref. No.	Part No.	Description	No. Used
1	67-2560	Bolt/washer	5
2	42-9400	Bolt/washer	8
3	92-2032	Seal - Oil	1
4	92-2046	Assembly - Oil Pump (Incl. Ref.#3, 5 & 6)	1
5	92-1948	Gear - Oil Pump	1
6	92-1949	Gear - Oil Pump	1
7	92-1918	Bolt - Flange Head	1
8	92-1974	Assembly - Case (Incl. Ref.#11-15)	1

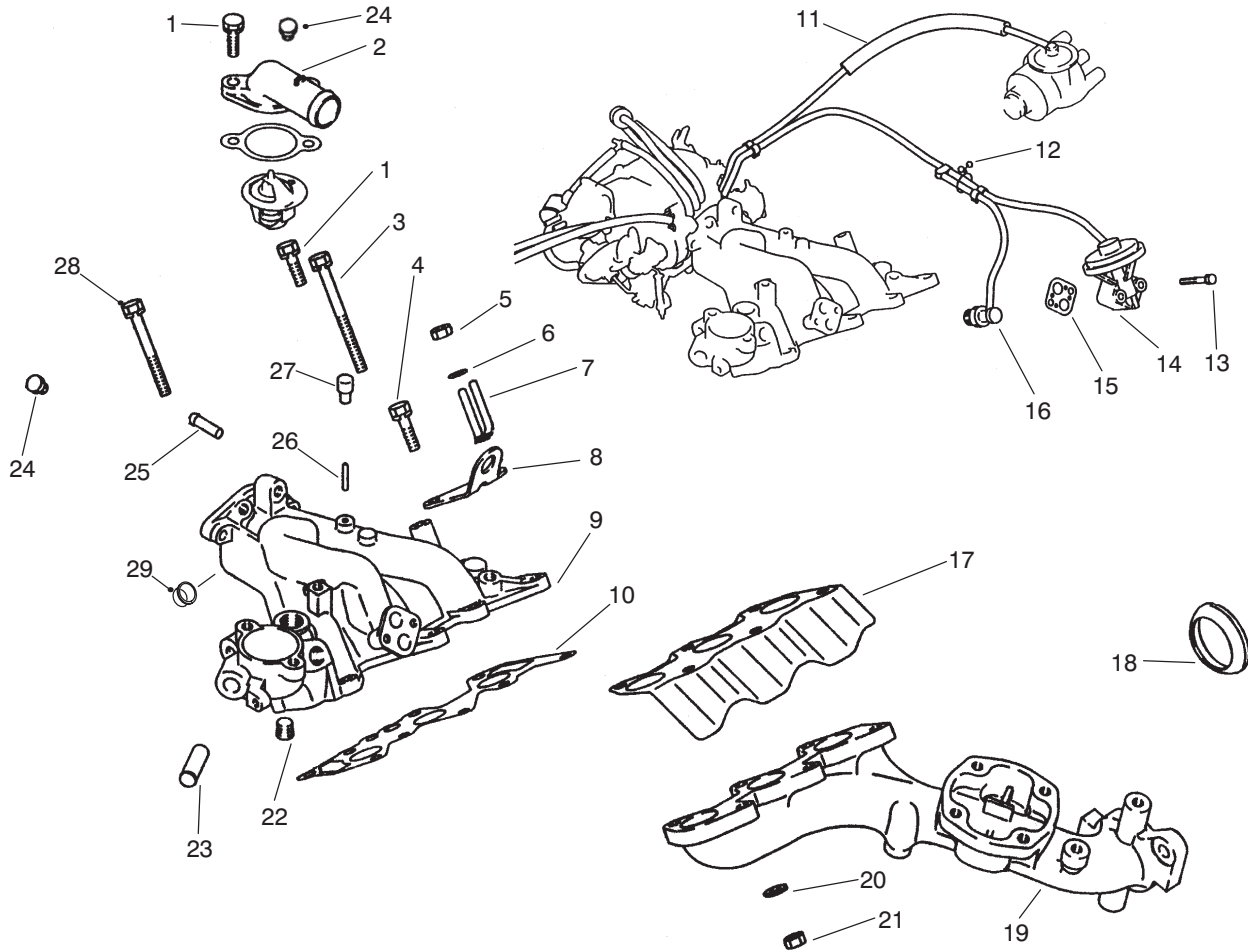
Ref. No.	Part No.	Description	No. Used
9	67-4330	Filter - Oil	1
10	92-1946	Gasket - Front	1
11	92-1960	Seal - Oil	1
12	92-1927	Plunger - Relief	1
13	92-1928	Spring - Relief	1
14	92-1983	Retainer	1
15	92-2150	Ring - Snap	1
16	92-1941	Gasket - Oil	1



T-1639

WATER PUMP & THERMOSTAT ASSEMBLY

Ref. No.	Part No.	Description	No. Used	Ref. No.	Part No.	Description	No. Used
1	92-2041	V-Belt	1	11	92-1933	Gauge - Water Temperature	1
2	92-5112	Bolt - Flange Head	4	12	54-1400	Clip	4
3	92-2040	Pulley	1	13	92-1924	Hose - Water By-Pass	1
4	92-2142	Bolt/washer	3	14	92-2009	Hose - By-Pass	1
5	92-2060	Assembly - Water Pump (Incl. Ref.#6)	1	15	92-2024	Pipe - Water	1
6	92-1989	Gasket	1	16	92-2132	Bolt	1
7	92-1950	Gasket	1	17	92-1908	O-Ring	1
8	92-2039	Kit - Thermostat (Incl. Ref.#7)	1	18	92-2008	Cover	1
9	92-5160	Valve - Thermostat	1	19	92-2138	Bolt	2
10	92-5161	Gasket	1	20	42-9400	Bolt	2
				21	92-2155	Gasket - Water Inlet	1

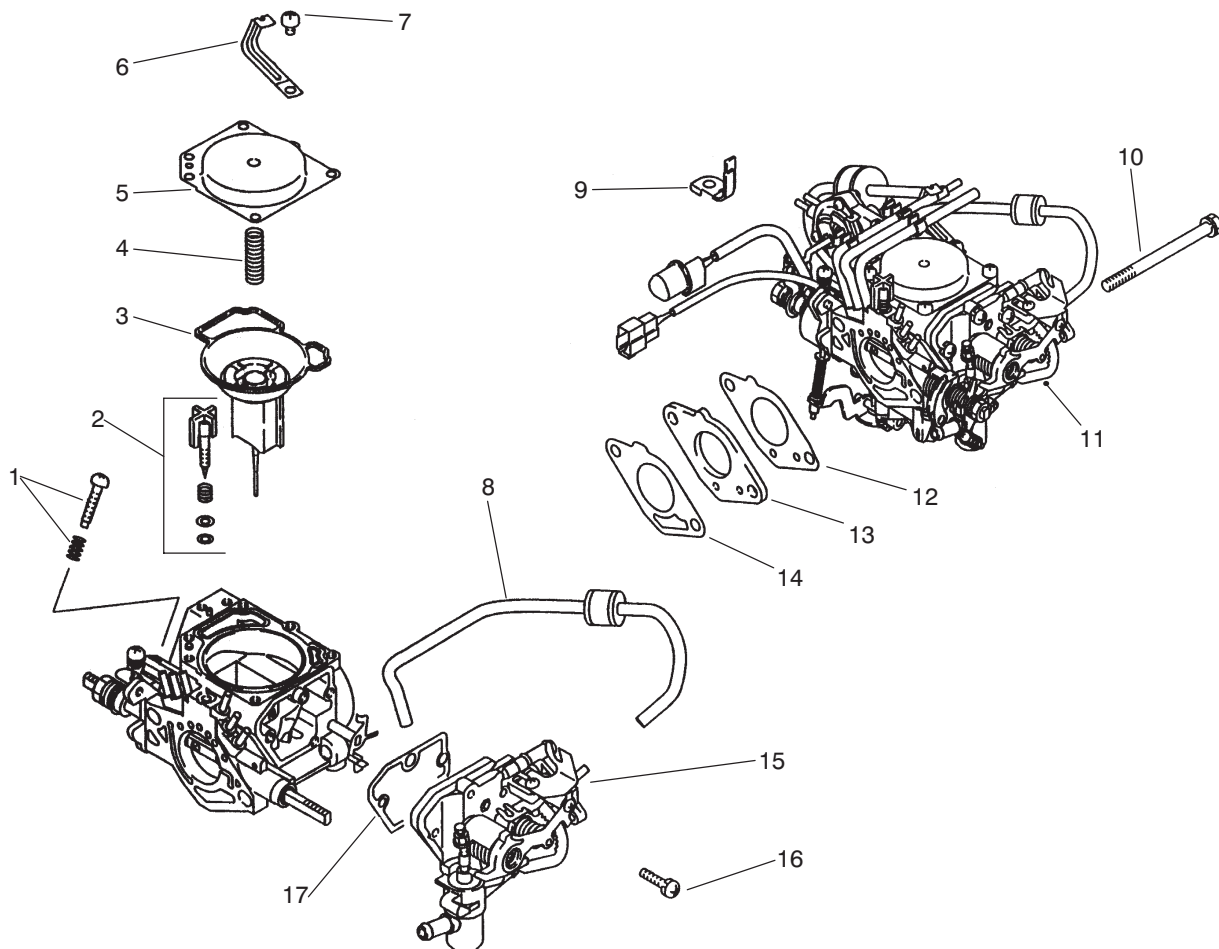


T-1640

EXHAUST & INTAKE MANIFOLD ASSEMBLY

Ref. No.	Part No.	Description	No. Used
1	92-2138	Bolt	3
2	92-2157	Outlet - Water	1
3	92-2141	Bolt	2
4	92-2139	Bolt	1
5	67-4670	Nut	2
6	67-3260	Washer	2
7	92-1901	Clip	1
8	92-1963	Mount - Engine	1
9	92-2054	Manifold - Intake (Incl. Ref.#22, 23, 25 & 26)	1
10	92-1993	Gasket - Intake	1
11	92-5164	Assembly - Hose	1
12	92-5165	Clip	1
13	92-5166	Bolt	2
14	92-2016	Valve - EGR	1

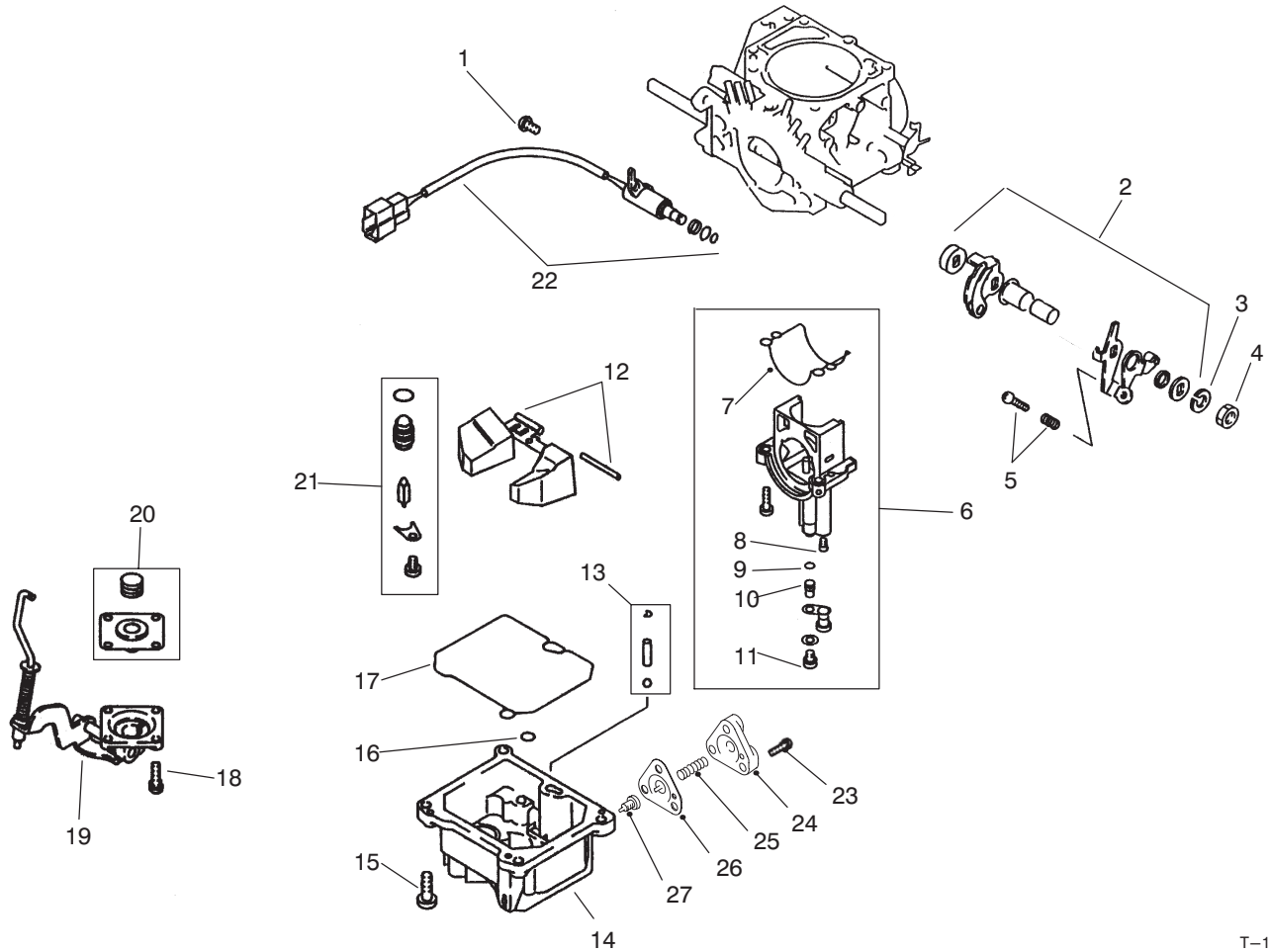
Ref. No.	Part No.	Description	No. Used
15	92-5163	Gasket - EGR Valve	1
16	92-1906	Assembly - Valve	1
17	92-2036	Cover - Exhaust Manifold	1
18	92-2044	Gasket - Exhaust Ring	1
19	92-2023	Manifold - Exhaust	1
20	48-8030	Washer	6
21	48-7930	Nut	6
22	67-2390	Plug - Taper	1
23	92-1912	Pipe - Manifold	1
24	92-5162	Plug - Inlet	2
25	92-1917	Nipple	1
26	92-1951	Nipple	1
27	92-2002	Cap Inlet	1
28	92-2140	Bolt	1
29	92-2151	Cap - Plug	1



T-1637

CARBURETOR INSTALLATION ASSEMBLY

Ref. No.	Part No.	Description	No. Used	Ref. No.	Part No.	Description	No. Used
1	92-5136	Kit - Adjusting Screw	1	10	92-5157	Bolt	2
2	92-2111	Kit - Mixing Screw	1	11	92-2058	Carburetor	1
3	92-5142	Valve - Carburetor Piston	1	12	92-2038	Kit - Gasket	1
4	92-5137	Spring	1	13	92-5128	Insulator - Carburetor	1
5	92-5126	Cover - Carburetor Top	1	14	92-2037	Kit - Gasket	1
6	92-5156	Clamp - Carburetor INR	1	15	92-5124	Body - Choke, Auto	1
7	92-5145	Screw	6	16	92-5149	Screw	1
8	92-5134	Orifice - Choke	1	17	92-5143	Gasket - Choke, Auto	1
9	92-5155	Clamp - Carburetor	1				

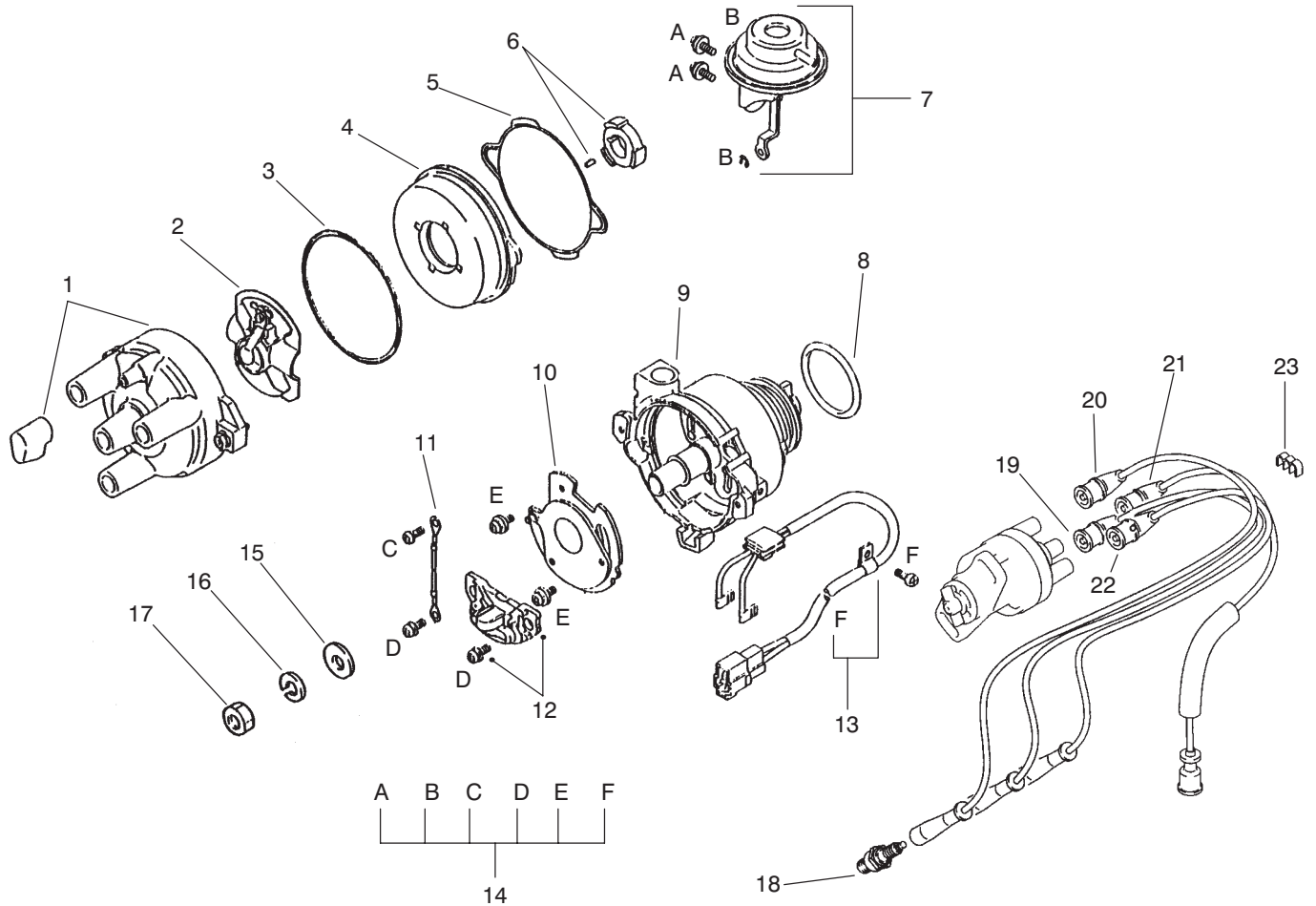


T-1638

CARBURETOR ASSEMBLY

Ref. No.	Part No.	Description	No. Used
1	92-5148	Screw	1
2	92-5133	Kit - Lever, Throttle	1
3	67-3260	Washer	1
4	92-5154	Nut - Carburetor, INR	1
5	92-5135	Kit - Screw Adjusting, Idle	1
6	92-5132	Kit - Holder, Main Jet (Incl. Ref.#7-11)	1
7	92-5152	O-Ring	1
8	92-5129	Jet - Pilot	1
9	92-5150	O-Ring	1
10	92-5130	Jet - Main	1
11	92-5131	Jet - Power	1
12	92-5127	Kit - Float & Pin	1
13	92-5125	Kit - Check Valve	1

Ref. No.	Part No.	Description	No. Used
14	92-5144	Float Chamber Cover Assy. (Incl. Ref. #23-27)	1
15	92-5147	Screw	4
16	92-5151	O-Ring	1
17	92-5153	O-Ring	1
18	92-5146	Screw	4
19	92-2110	Cover - Acc. Pump	1
20	92-2154	Kit - Diaphragm	1
21	92-5140	Kit - Needle Valve	1
22	92-5141	Valve - Fuel Cut-Off	1
23		Screw	3
24		Cover - Diaphragm	1
25		Spring - Diaphragm	1
26		Diaphragm - Power Beyond	1
27		Jet - Power Beyond	1



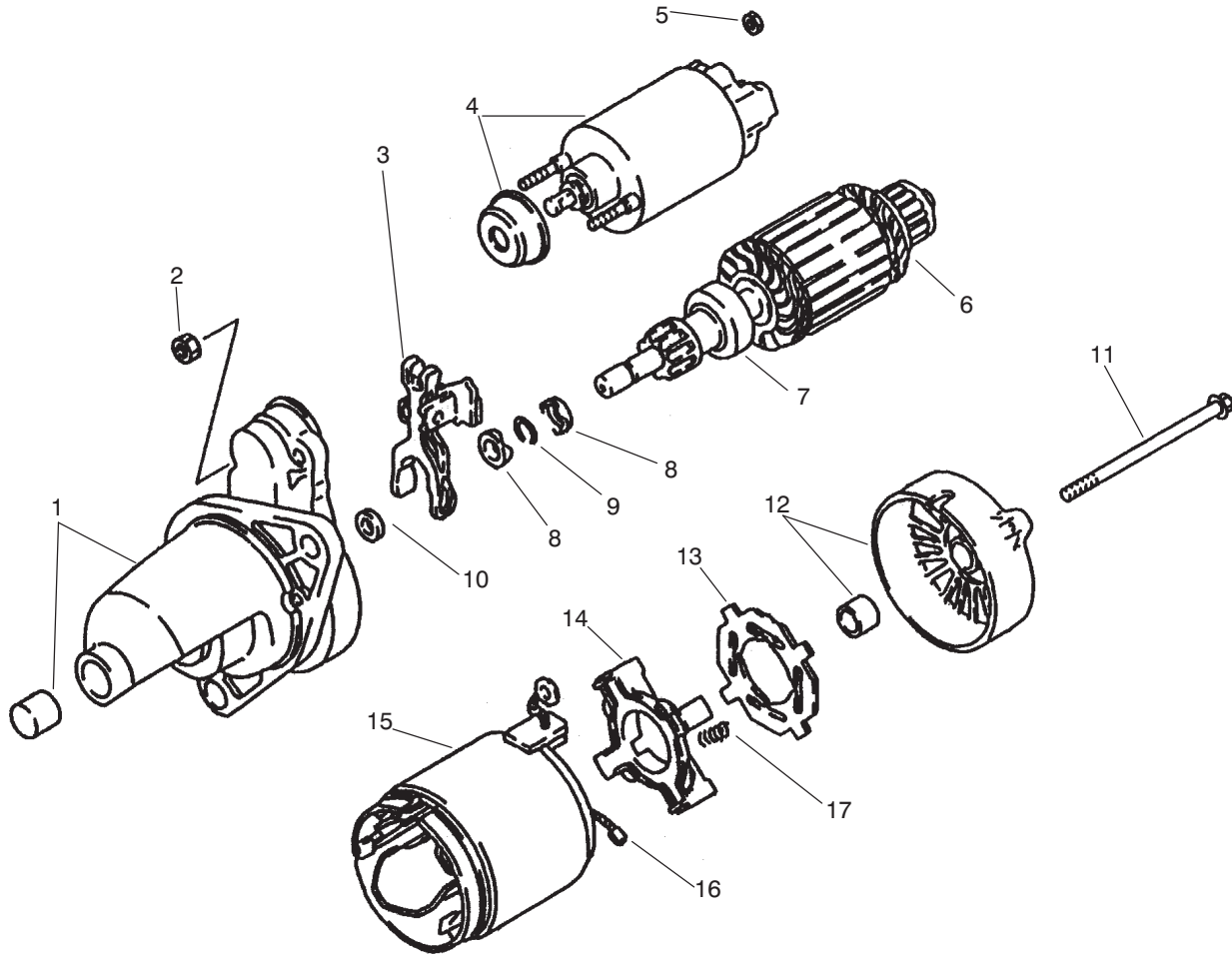
T-1643

DISTRIBUTOR ASSEMBLY

Ref. No.	Part No.	Description	No. Used
1	92-2114	Assembly - Cap	1
2	92-2113	Rotor	1
3	92-2120	Gasket	1
4	92-5170	Cover	1
5	92-5171	Gasket - Cover	1
6	92-2116	Assembly - Signal Rotor	1
7	92-2117	Chamber - Vacuum	1
8	92-2109	O-Ring	1
9	92-2122	Housing	1
10	92-2118	Plate	1
11	92-2119	Wire - Lead	1
12	92-2108	Igniter Set	1
13	92-2121	Wire Assembly - Lead	1
14	92-2115	Screw Set	1

Ref. No.	Part No.	Description	No. Used
15	92-2146	Washer	1
16	67-3260	Washer	1
17	67-4670	Nut	1
18	92-2153	Plug - Spark	3
19	94-5233	Wire - Spark Plug, #2	1
20	94-5232	Wire - Spark Plug, #1	1
21	92-2028	Wire - High Tension	1
22	94-5234	Wire - Spark Plug, #3	1
23	92-5172	Clamp	1
*	92-2043	Assembly - Distributor (Incl. Ref.#1-14)	1
*	92-2125	Assy. - Spark Plug Wire Set (Incl. Ref.#19-22)	1

*Not Illustrated



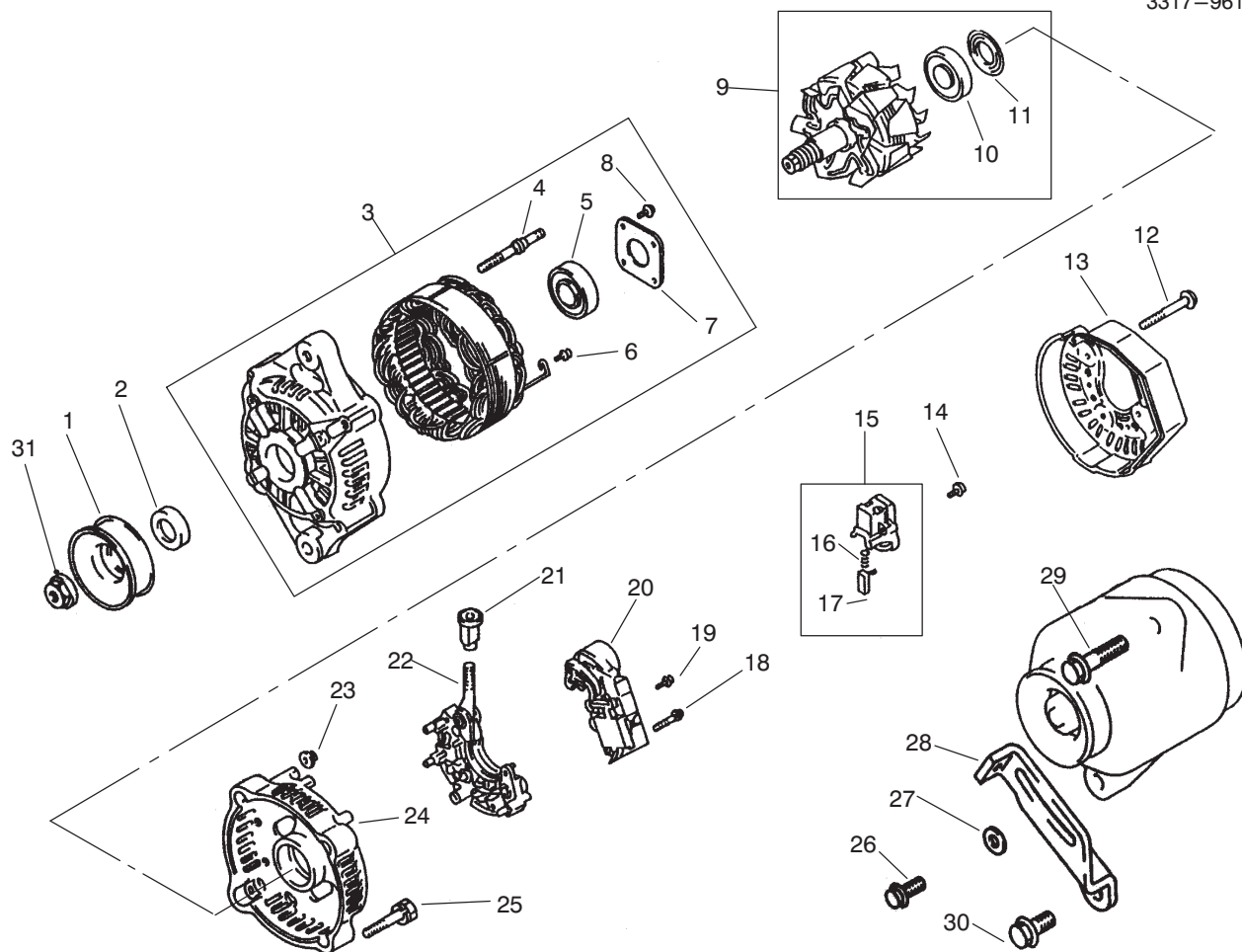
T-1641

STARTER ASSEMBLY

Ref. No.	Part No.	Description	No. Used
1	92-5167	Bracket - Front	1
2	92-2106	Nut	2
3	92-2102	Lever - Clutch	1
4	92-2095	Kit - Switch	1
5	92-2107	Nut	1
6	92-2093	Armature	1
7	92-2094	Clutch	1
8	92-2097	Nut	2
9	92-2096	Ring - Snap	1
10	92-2098	Washer	1

Ref. No.	Part No.	Description	No. Used
11	92-2099	Bolt	2
12	92-5168	Bracket - Rear	1
13	92-2092	Insulator	1
14	92-2091	Assembly - Holder	1
15	92-2088	Yoke (Incl. Ref.#16)	1
16	92-2089	Brush	4
17	92-2090	Spring	4
*	92-2055	Assembly - Starter (Incl. Ref.#1-17)	1

*Not Illustrated



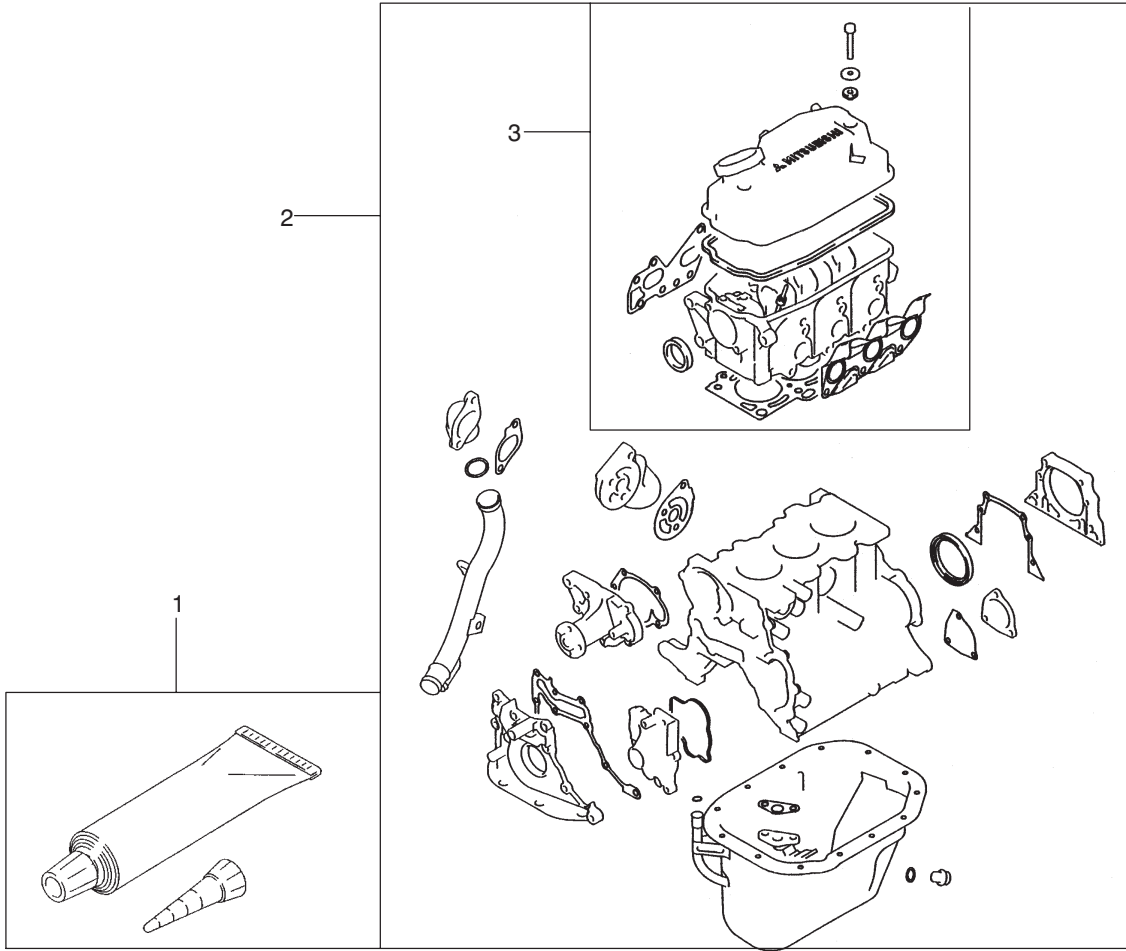
ALTERNATOR ASSEMBLY

T-1642

Ref. No.	Part No.	Description	No. Used
1	92-5169	Pulley	1
2	92-2079	Collar	1
3	92-2103	Assembly - Bracket, Front (Incl. Ref.#4-8)	1
4	92-2078	Bolt	2
5	92-2065	Bearing	1
6	92-2085	Screw W/washer	6
7	92-2076	Plate	1
8	92-2077	Screw	4
9	92-2075	Assembly - Rotor (Incl. Ref.#10-11)	1
10	92-2070	Bearing	1
11	92-2069	Cover - Bearing	1
12	92-2087	Bolt W/washer	3
13	92-2081	Cover - End	1
14	92-2085	Screw W/washer	6
15	92-2073	Assembly - Holder (Incl. Ref.#16-17)	1

Ref. No.	Part No.	Description	No. Used
16	92-2067	Spring - Brush	2
17	92-2068	Brush	2
18	92-2071	Screw	2
19	92-2086	Screw W/washer	1
20	92-2084	Regulator	1
21	92-2083	Bushing	1
22	92-2082	Rectifier	1
23	92-2066	Nut	2
24	92-2080	Frame - End	1
25	92-2100	Bolt	2
26	92-2133	Bolt - Flange Head	1
27	92-1984	Washer	1
28	92-2011	Brace	1
29	92-1932	Bolt	1
30	92-2134	Bolt - Flange Head	1
31	92-2156	Nut - Alternator	1
*	92-2025	Assembly - Alternator (Incl. Ref.#1-25 & 31)	1

*Not Illustrated



T-1629

GASKET KIT

Ref. No.	Part No.	Description	No. Used
1	92-5100	Gasket - Liquid	1
2	92-2127	Kit - Overhaul Gasket	1

Ref. No.	Part No.	Description	No. Used
3	92-2126	Kit - Gasket, Upper	1

INTERNATIONAL DECAL CROSS REFERENCE

JAPANESE DECAL KIT NO. 93-8951

DESCRIPTION	LOCATION	PART NUMBER	
		ENGLISH	JAPANESE
DECAL LOAD RATING	UNDER RIGHT SIDE OF DASH	87-9990	94-1228
DECAL FUSE BLOCK	UNDER RIGHT SIDE OF DASH	87-6670	92-5374
DECAL SUPERVISOR	ON DASH	87-5910	92-5332
DECAL DASH (DIESEL)	ON DASH	87-9890	94-1227
DECAL DASH (GAS)	ON DASH	87-9880	94-1226
DECAL CAUTION FUEL	ON SKIRT	87-5930	92-5325
DECAL AXLE RANGE	ON CONSOLE	87-5960	92-5318
DECAL PTO	ON CONSOLE	87-5970	92-5360
DECAL DIFFERENTIAL LOCK	ON CONSOLE	87-6000	92-5311
DECAL REMOTE HYDRAULICS	ON CONSOLE	92-2609	92-5346
DECAL DUMP HYDRAULICS	ON CONSOLE	87-6010	92-5353
DECAL PARKING BRAKE	ON CONSOLE	87-6020	92-5304
DECAL QUICK REF. (DIESEL)	ON REAR OF SKIRT	87-9110	94-1206
DECAL QUICK REF. (GAS)	ON REAR OF SKIRT	87-9100	94-1218

DESCRIPTION	LOCATION	PART NUMBER	
		ENGLISH	JAPANESE
DECAL DANGER	ON FRONT OF SKIRT	87-5920	92-6408
DECAL ROLLOVER	ON ROPS	87-5940	92-5388
DECAL ROPS	ON ROPS	87-5980	92-5381
DECAL DANGER BED SUPPORT	ON LIFT CYLINDERS AND BED SUPPORT	87-7930	92-6415
DECAL WARNING SPRING LOADED	ON SPRING CRADLE	44-0760	92-6493
DECAL CAUTION HOT SURFACE	ON LEFT REAR FRAME RAIL	66-6840	92-6479
DECAL ATF	ON REAR AXLE TUBE	87-6060	92-5473
DECAL DANGER	ON REAR AXLE TUBE	87-5990	92-5367
DECAL GREASE DRIVE SHAFTS	ON REAR AXLE TUBE	87-9080	92-6444
DECAL WARNING	ON FAN SHROUD	76-8750	92-7240
DECAL WARNING ROTATING MEMBER	ON FAN SUPPORT	80-8040	83-6030
DECAL CAUTION	ON FAN SUPPORT	87-9420	93-3766
DECAL NO STEP	ON BATTERY COVER	36-3400	84-2780
DECAL STARTING FLUID (DIESEL)	IN FRONT OF RADIATOR	83-9150	84-6660

TORO PART NUMBER INDEX

Part No.	Description	Pg. No.	Ref. No.	Qty.	Part No.	Description	Pg. No.	Ref. No.	Qty.
111071	Bumper	14	4	2	28-8280	Seal Kit - Side Cover	6	14	1
116749	Horn Assembly	1	21	1	28-8290	Seal Service Kit	7	*	1
146489	Rivet - Pop	1	28	8	33-1300	Assembly - Element	47	5	1
5-3637	Washer - Flat	45	7	1	33-1310	Baffle	47	8	1
18-1520	Filter - Fuel	46	5	1	33-1330	Assembly - Nut	47	6	1
18-1720	Joint - Ball	35	29	1	33-1340	Clamp Assembly	47	7	1
18-2830	Horn Switch Assembly	2	31	1	33-1350	Band Assembly	47	3	2
18-4260	Assy. - Screw/Lockwasher	6	9	2	33-3090	Bushing - Flange	18	7	4
18-4270	Clamp - Ball Return Guide	6	8	1	36-3400	Decal - No Step	44	11	1
18-4340	Plug - Rack Piston End	6	6	1	39-7310	O-Ring	6	35	3
18-5160	Seal Kit - Pitman Shaft	7	*	1	39-7310	Seal - O-Ring	48	29	2
18-5170	Seal Kit - Valve Ring	7	*	1	39-7420	Washer - Lock	5	22	1
18-5180	Bearing Kit - Lower Thrust	7	*	1	39-7420	Washer - Lock	6	42	1
18-5190	Ball - Chrome Alloy	6	10	11	39-7440	Nut - Lock	5	23	1
18-5430	Plug - Expansion	36	28	1	39-7440	Nut - Pitman Arm	6	41	1
18-5440	Spacer	36	27	2	42-3560	Screw - Shoulder	16	15	1
18-5450	Bearing	36	17	2	42-7160	Pin - Dowel	56	12	3
18-5520	Lever - Rocker	36	25	1	42-7860	Lock - Valve	58	26	12
18-5530	Screw & Lockwasher	36	29	2	42-9400	Bolt	61	20	2
18-5540	Retainer - Sleeve Stop	36	26	3	42-9400	Bolt/washer	60	2	8
18-5580	Seal - Oil, Front	36	37	1	42-9530	Screw - Cap Hex. Hd.	39	10	25
18-5620	Screw	36	2	4	42-9530	Screw - Cap Hex. Hd.	12	18	9
18-5630	Washer - Lock	36	3	4	42-9560	Stud	54	14	3
18-5640	Ring - Retaining	36	6	2	42-9580	Nut - Hex.	34	12	3
18-5660	Pin - Pivot, Flyweight	36	32	2	42-9850	Washer - Lock	12	17	12
18-5670	Retainer - Pivot Pin	36	33	2	42-9850	Washer - Lock	42	21	3
18-5750	Pin	36	16	1	42-9850	Washer - Lock	39	32	42
18-5770	Washer - Lock	36	7	2	43-0090	Screw - Cap Hex. Hd.	33	8	1
18-5790	Gasket	36	5	1	43-1911	Fan	30	26	1
19-4050	Knob	44	10	2	43-1950	Valve	49	9	1
19-4050	Knob	30	33	3	43-4300	Trim	46	1	1
20-7150	Toggle Switch Assembly	3	62	1	43-4300	Trim	34	41	2
21-0360	Nut - Hex.	9	6	1	43-5150	Piston	50	11	1
21-1830	Spring - Tension	8	28	1	43-6550	Ring - Retaining	5	10	2
21-5640	Joint - Ball	35	9	2	43-6710	Shim - .003	20	14	A/R
21-7670	Case - Differential	20	27	1	43-6711	Shim - .005	20	*	A/R
21-7690	Gear - Pinion	20	6	2	43-6712	Shim - .010	20	*	A/R
21-7700	Shaft - Pinnion	20	25	1	43-6713	Shim - .030	20	*	A/R
21-7720	Washer - Thrust	20	4	2	43-6750	Cup - Bearing	20	10	1
21-7730	Washer - Thrust	20	7	2	43-6760	Cone - Bearing	20	9	1
21-7770	Screw - Cap Hex. Hd.	20	26	5	44-0760	Decal - Warning	18	33	2
21-8090	Shim - .003	20	31	A/R	44-2230	Disc - Rubber	32	4	2
21-8100	Shim - .005	20	*	A/R	46-8091	Screw - Hex. Flange Hd.	30	8	4
21-8110	Shim - .010	20	*	A/R	47-2964	Hose - Fuel	46	9	1
21-8120	Shim - .030	20	*	A/R	47-2964	Hose - Fuel	34	45	1
21-8270	Pin - Alignment	20	3	2	48-7560	Screw - Cap Hex. Hd.	33	9	3
21-9260	Spacer	5	4	1	48-7560	Screw - Cap Hex. Hd.	39	24	1
22-8330	Plug	51	1	2	48-7610	Bolt - Hex. Head	55	8	2
22-8340	Spring	51	3	2	48-7610	Screw - Cap Hex. Hd.	12	27	4
22-8350	Ball	51	4	2	48-7650	Screw - Cap Hex. Hd.	46	3	2
22-8360	Pin - Cam	51	6	2	48-7700	Bolt	57	3	6
22-8370	Seat-Check Valve	51	5	2	48-7700	Screw - Cap Hex. Hd.	42	9	3
22-8380	Retainer - Spring	51	10	2	48-7730	Screw - Cap Hex. Hd.	39	18	5
22-8410	Spring	51	11	1	48-7740	Screw - Cap Hex. Hd.	5	15	4
22-8420	Spool	51	8	1	48-7890	Nut - Hex.	34	8	1
22-8480	Ring - Retaining, Spool	51	13	1	48-7930	Nut	62	21	6
22-8490	Ring - Retaining	51	14	1	48-7930	Nut - Hex.	39	2	1
22-8500	O-Ring	51	9	2	48-8030	Washer	62	20	6
23-3030	Spacer	51	12	1	48-8070	Washer - Flat	5	6	1
23-7270	Nut - Lug	23	1	10	48-9480	Screw - Cap Hex. Hd.	34	20	2
23-7270	Nut - Lug	27	18	10	48-9520	Nut - Lock	26	28	2
26-0071	Bumper	1	9	2	48-9520	Nut - Lock	37	50	3
27-2360	Ignition Switch Assembly	2	43	1	49-7810	Nut - Lock	46	10	2
27-6590	Spacer - Thick	32	7	4	49-9150	Washer - Flat	16	2	1
27-6600	Spacer - Thin	32	3	4	49-9150	Washer - Flat	15	36	1
28-8200	O-Ring	6	27	1	52-2480	Spacer	34	24	2
28-8210	Bolt - Flange Hex. Hd.	6	17	4	54-0110	Element - Oil Filter	37	38	1
28-8220	Nut - Lash Adjuster	6	16	1	54-1400	Clip	61	12	4
28-8270	Seal Service Kit - End Plug	7	*	1	54-9180	Cross & Bearing Kit	21	2	2

*Not Illustrated

TORO PART NUMBER INDEX (Cont.)

Part No.	Description	Pg. Ref. No. No. Qty.	Part No.	Description	Pg. Ref. No. No. Qty.
55-7120	Switch - Brake Light	8 32 1	76-9100	Spacer - Hi-Lo Lever	15 35 1
55-7291	Battery	44 9 1	80-6990	Washer	27 39 4
56-0100	Plug - Taper	53 9 1	80-6990	Washer - Flat	37 49 3
56-2150	Screw - Cap Hex. Hd.	12 10 4	80-8040	Decal - Caution	32 1 1
56-7973	Clamp - Hydraulic Tube	48 17 4	84-1680	Ring - Retaining	50 7 1
57-6380	Screw - Cap Hex. Hd.	34 22 2	87-0150	Tower - Control Arm RH	18 9 1
57-6380	Screw - Cap Hex. Hd.	12 31 3	87-0160	Tower - Control Arm LH	18 * 1
58-4250	Magnet	30 31 2	87-0210	Arm - Control Lower RH	19 32 1
59-2290	Spacer	33 19 1	87-0220	Arm - Control Lower LH	19 * 1
60-6750	Screw - Cap Hex. Hd.	39 4 11	87-0690	Spring - Compression	18 15 2
62-5550	Decal - TORO	1 2 1	87-0710	Hood	1 1 1
62-7650	Gasket - Sending Unit	45 3 1	87-0710	Trim	14 24 1
63-7640	Unit - Sending	45 4 1	87-0740	Key - Supervisor Switch	2 17 1
63-7790	Screw - Cap Hex. Hd.	34 57 1	87-1430	Joint - Upper Ball	19 35 2
63-8140	Pulley	30 15 1	87-1450	Bushing - Flange	19 4 8
63-8140	Pulley	35 19 1	87-1470	Tie Rod End Assembly	23 20 2
63-8360	Key - Ignition	2 10 1	87-1480	Tie Rod End Assembly	23 27 2
63-9640	Hose - Fuel	45 12 2	87-1490	Spring - Leaf	26 15 2
65-5100	Handle	30 6 2	87-1500	Steering Gear (Complete)	7 * 1
65-5220	Screw - Hex. Socket Hd.	15 40 3	87-1500	Steering Gear Assembly	5 20 1
65-5360	Spring - Extension	5 35 1	87-1510	Muffler & Tailpipe	34 53 1
65-5390	Washer - Flat	34 39 4	87-1680	Chamber - Air	34 3 1
66-3160	Screw - Cap Hex. Hd.	12 1 2	87-1720	Nut - Supervisor Switch	2 18 1
66-3160	Screw - Cap Hex. Hd.	35 12 2	87-1840	Drum - Brake	27 15 2
66-3160	Screw - Cap Hex. Hd.	37 24 7	87-1910	Pin - Alignment	12 11 2
66-3160	Screw - Cap Hex. Hd.	34 27 1	87-1920	Seal - Shaft	12 6 2
66-3160	Screw - Cap Hex. Hd.	34 40 5	87-1960	Engine Assembly	34 9 1
66-3160	Screw - Cap Hex. Hd.	34 58 1	87-1970	Bearing Matched Set	27 20 2
66-3240	Cap - Radiator	30 5 1	87-2040	Lever - Shift	15 16 1
66-6840	Decal - Caution	26 32 2	87-2080	Screw - Cap Hex. Hd.	23 3 10
67-2250	Bolt	53 11 8	87-2080	Stud - Drive	27 12 10
67-2360	Bushing	53 12 4	87-2100	Bearing - Release	12 23 1
67-2390	Plug - Taper	53 16 1	87-2110	Tail Light Assembly	52 10 1
67-2390	Plug - Taper	62 22 1	87-2120	Headlight Assembly	1 3 2
67-2560	Bolt/washer	60 1 5	87-2240	Housing - Axle	27 7 2
67-3260	Washer	64 3 1	87-2260	Boot - Shift Lower	15 28 1
67-3260	Washer	62 6 2	87-2280	Bearing	5 25 3
67-3260	Washer	65 16 1	87-2310	Clevis - Cable	37 36 3
67-4330	Filter - Oil	60 9 1	87-2310	Clevis - Cable	15 47 2
67-4670	Nut	62 5 2	87-2400	Lever - Throttle	35 22 1
67-4670	Nut	65 17 1	87-2420	Seal - Lower Ball	19 7 4
68-3840	Ball Joint	8 23 2	87-2440	Bumper	1 7 2
68-9950	Spring - Extension	37 44 1	87-2480	Link - Stabilizer	18 24 2
70-1480	Relay	34 16 1	87-2500	Sleeve - Spring Pivot	18 12 2
70-2100	Assembly - Thrust Sleeve &	36 31 1	87-2510	Bracket - Seat Frame	14 11 2
70-2120	Spacer	36 35 1	87-2520	Tube - Pivot	15 21 1
70-2140	Bearing - Front	36 36 1	87-2590	Shaft - Brake	8 35 1
70-2150	Flyweight	36 9 2	87-2710	Lever - Parking Brake	16 29 1
71-2690	Hose - Fuel	46 7 1	87-2720	Driveshaft	32 10 1
71-3381	Tube - Overflow	30 3 2	87-2750	Spacer - Bearing	32 12 1
71-4330	Seal - Oil	20 20 1	87-2760	Bracket - Ignition Coil	34 19 1
71-4340	Washer	20 17 1	87-2880	Shaft - Accelerator Pedal	8 6 1
71-4350	Nut - Lock	20 18 1	87-2900	Spring - Compression	15 24 1
71-4780	Seal - Oil, Rocker Shaft	36 18 1	87-3000	Rim - Rear 23	27 * 2
71-5320	Washer - Flat	16 18 1	87-3040	Reservoir - Master Cylinder	9 1 1
72-4310	Switch - Ball N.C.	37 46 1	87-3060	Washer - Flat	27 25 2
72-5890	Shaft - Rocker	36 20 1	87-3060	Washer - Flat	23 35 2
72-5910	Assembly - Bumper Screw	36 23 1	87-3070	Cable - Positive	34 10 1
72-5940	Bearing - Needle	36 30 1	87-3080	Wire - Ground	34 25 1
74-0720	Tube - Manual	14 1 1	87-3110	Absorber - Shock	18 29 2
75-4701	Hose - Fuel	45 11 1	87-3110	Shock Absorber	26 8 2
75-4701	Hose - Fuel	34 46 1	87-3120	Steering Column & Shaft	5 * 1
75-6820	Hourmeter	2 16 1	87-3130	Lever - Tilt Steering	5 36 1
75-6880	Spark Arrestor (Optional)	34 51 1	87-3140	Support - Rear	45 15 1
75-9610	Spacer	48 7 1	87-3150	Support - Front	45 18 1
76-2290	Spacer	16 37 1	87-3160	Strap - Tank Support	45 20 2
76-4430	Fitting - Fuel 90°	45 9 1	87-3170	Pad - Tank Support Strap	45 21 2
76-8750	Plate - Warning	30 40 1	87-3180	Cover - Clutch	57 2 1
76-9100	Spacer	33 13 2	87-3190	Disc - Clutch	57 1 1

*Not Illustrated

TORO PART NUMBER INDEX (Cont.)

Part No.	Description	Pg. No.	Ref. No.	Qty.	Part No.	Description	Pg. No.	Ref. No.	Qty.
87-3200	Belt - V	35	25	1	87-3990	Oil Strainer Assembly	37	26	1
87-3210	Belt - V	32	14	1	87-4010	Clamp - Anti-Sway Bar	18	20	2
87-3250	Mount - Bearing	5	26	3	87-4020	Spring - Extension	35	23	1
87-3270	Tube - Brake RH	26	3	1	87-4030	Supervisor Switch Assembly	2	29	1
87-3280	Tube - Brake LH	26	22	1	87-4060	Spacer - Bearing	27	21	2
87-3290	Tire - Rear 23	27	*	2	87-4070	Bumper - Front	1	14	1
87-3300	Tire	23	34	2	87-4080	Tube - Brake LH	27	6	1
87-3310	Clip - Brake Cable	23	4	2	87-4090	Tube - Brake RH	27	1	1
87-3310	Clip - Brake Cable	27	8	2	87-4100	Hose - Brake	27	3	2
87-3370	Pulley	32	13	1	87-4100	Hose - Brake	26	5	2
87-3390	Pulley	30	23	1	87-4210	Rod - Linkage	35	11	1
87-3400	Wheel & Tire Assembly	23	*	2	87-4230	Harness - Wire Front LH	2	41	1
87-3420	Hose - Air Cleaner	34	1	1	87-4260	Shift Cable Assembly	38	51	2
87-3430	Hose - Radiator Upper	30	29	1	87-4340	Clamp - Cable	15	10	1
87-3430	Hose - Radiator Upper	34	29	1	87-4350	Lever - Hi-Lo	15	2	1
87-3450	Plug	23	29	2	87-4420	Hi-Lo Cable Assembly	38	52	1
87-3460	Boot - Tilt Steering	5	2	1	87-4440	Driveshaft	32	5	1
87-3470	Bumper - Spring	26	14	2	87-4460	Differential Lock Cable	16	11	1
87-3480	Plate - Brake Equalizer	16	22	1	87-4470	Bracket	37	23	1
87-3500	Hose - Air Cleaner	34	33	1	87-4490	Bracket - Hold-Down	48	22	1
87-3520	Clevis	15	27	1	87-4500	Rod - Pivot	48	2	1
87-3530	Button - Shifter	15	29	1	87-4510	Rod - Connecting	48	3	1
87-3540	Link - Shift	15	20	2	87-4520	Bracket - Dump Valve	49	27	1
87-3560	Tee - Brake Line	10	18	1	87-4560	Tube - Hydraulic	48	14	1
87-3560	Tee - Brake Line	48	32	1	87-4560	Tube - Hydraulic	49	33	1
87-3560	Tee - Brake Tube	26	23	1	87-4710	Spacer - Barking Brake	16	13	1
87-3570	Fitting - Union	10	6	2	87-4720	Plate - Steering Boot	5	3	1
87-3570	Union - Brake Line	8	5	2	87-4730	Guard - Belly	33	15	2
87-3580	Retainer	26	4	2	87-4750	Bracket - Governor	35	14	1
87-3580	Retainer	19	9	2	87-4760	Bushing	26	12	12
87-3580	Retainer	23	11	2	87-4770	Bracket - High Idle Stop	35	4	1
87-3580	Retainer - Brake Hose	27	2	2	87-4820	Bracket - Cable	37	27	1
87-3580	Retainer - Brake Hose	10	8	2	87-4870	Hose - Hydraulic	49	4	1
87-3590	Seal - Bearing	27	22	2	87-4880	Hose - Hydraulic	49	3	1
87-3600	Spacer	18	3	10	87-4900	Hose - Hydraulic	49	31	1
87-3610	Bracket - Detent	5	34	1	87-4910	Hose - Hydraulic	49	13	1
87-3620	Shield - Heat	34	23	1	87-4920	Hose - Hydraulic	37	41	1
87-3650	Pin - Shift	15	18	1	87-4960	Clamp - Cable	15	42	1
87-3660	Spring - Compression	15	30	1	87-4970	Engine Mount Assembly	19	17	4
87-3670	Hose - Hydraulic	49	21	1	87-4970	Engine Mount Assembly	33	3	2
87-3670	Hose - Hydraulic	38	54	1	87-4970	Transaxle Mount Assembly	37	18	2
87-3680	Assembly - Relief Valve	48	*	1	87-5030	Lever - Differential Lock	16	3	1
87-3700	Screw - Cap Hex. Hd.	35	16	1	87-5050	Hose - Radiator Lower	30	10	1
87-3700	Screw - Cap Hex. Hd.	33	20	3	87-5050	Hose - Radiator Lower	34	31	1
87-3710	Overflow Reservoir Assy.	30	1	1	87-5060	Cushion - Seat Bottom	13	7	2
87-3720	Retainer - Cylinder	49	17	2	87-5070	Pulley - Crankshaft	34	38	1
87-3730	Hose - Coolant	34	28	2	87-5080	Spacer - Connecting	48	25	1
87-3740	Hose - Breather	34	7	1	87-5100	Washer	37	17	4
87-3750	Cover - Steering Wheel	5	9	1	87-5100	Washer - Flat	33	4	4
87-3760	Plate - Shift Boot	13	14	1	87-5100	Washer - Snubbing	19	18	8
87-3770	Bushing - Sleeve	12	7	2	87-5110	Support - Lower	44	19	1
87-3780	Box - Glove	2	3	1	87-5120	Bracket - Battery Base	44	15	1
87-3790	Switch - Light	2	19	1	87-5130	Cover - Battery Base	44	12	1
87-3800	Bracket - Seat Bottom	13	3	3	87-5140	Nut - Lock	48	8	1
87-3820	Wheel - Steering	5	7	1	87-5150	Screw - Cap Hex. Hd.	48	4	1
87-3830	Brake Assembly RH	27	*	1	87-5290	Shaft - Release	12	5	1
87-3830	Rear Brake Assembly - RH	29	*	1	87-5300	Fork - Clutch	12	20	1
87-3840	Brake Assembly LH	27	9	1	87-5320	Guide - Release	12	22	1
87-3840	Rear Brake Assembly - LH	29	*	1	87-5330	Washer	18	2	8
87-3850	Bar - Anti-Sway	18	17	1	87-5340	Seal Kit - Tie Rod End	23	*	4
87-3860	Link - Anti-Sway Bar	18	5	2	87-5350	Bracket - Switch	12	15	1
87-3890	Bracket - Anti-Sway Bar	18	18	2	87-5360	Lever	12	12	1
87-3900	Bracket - Cable	35	26	1	87-5370	Rear Tire & Wheel Assembly	28	*	2
87-3910	Bushing - Anti-Sway Bar	18	19	2	87-5490	Switch - Neutral	12	16	1
87-3920	Bushing - Rubber	18	4	16	87-5580	Fuel Gauge Assembly	2	15	1
87-3920	Bushing - Rubber	26	7	8	87-5590	Temperature Gauge Assy.	2	8	1
87-3940	Mount - Spring RH	26	*	1	87-5700	Hydraulic Pump Assembly	30	19	1
87-3960	Mount - Spring LH	26	18	1	87-5720	Rim	23	33	2
87-3980	Shackle - Spring	26	11	4	87-5730	Hose - Hydraulic	37	4	1

*Not Illustrated

TORO PART NUMBER INDEX (Cont.)

Part No.	Description	Pg. No.	Ref. No.	Qty.	Part No.	Description	Pg. No.	Ref. No.	Qty.
87-5770	U-Bracket - Tail Light	52	5	1	87-7940	Stud	14	8	1
87-5800	Bracket - Mount	37	21	2	87-7950	Bed Support Assembly	14	7	1
87-5910	Decal - Supervisor	3	55	1	87-7960	Lever - Shift Arm	37	48	2
87-5920	Decal - Danger	13	26	1	87-7970	Arm - Shift	37	15	1
87-5930	Decal - Caution	13	10	1	87-8080	Console Plate Assembly	13	21	1
87-5940	Decal - Rollover	17	2	1	87-8120	Bracket - Trim Side	1	11	2
87-5960	Decal - Axle Range	13	11	1	87-8130	Bracket - Trim Top	1	19	1
87-5970	Decal - PTO	13	16	1	87-8160	Trim	1	20	1
87-5980	Decal - ROPS	17	3	2	87-8250	Plate - Shift Arm	37	10	1
87-5990	Decal - PTO	27	40	1	87-8440	Assembly - Rear Frame	26	2	1
87-6000	Decal - Differential Lock	13	17	1	87-8460	Bumper	12	34	1
87-6010	Decal - Dump Hydraulics	13	19	1	87-8480	Bracket - Clutch	12	43	1
87-6020	Decal - Parking Brake	13	20	1	87-8500	Front Wire Harness Assy.	2	47	1
87-6040	Bracket - Shifter	15	22	1	87-8550	Control Panel Assembly	2	53	1
87-6060	Decal - ATF	27	4	1	87-8620	Boot - Shift	13	13	1
87-6170	Frame - Seat	14	14	1	87-8640	Washer - Flat	15	26	1
87-6240	Bracket - Seat Back	14	23	4	87-8640	Washer - Flat	34	48	1
87-6270	Socket & Bulb Assembly	3	60	4	87-8700	Screw - Cap Hex. Hd.	27	37	4
87-6280	Plate - Seat Back	14	18	2	87-8710	Tab - Clutch	12	42	1
87-6290	Cushion - Seat Back	14	17	2	87-8720	Governor Assembly	35	24	1
87-6300	Lens	52	7	1	87-8780	Head - Oil Filter	37	43	1
87-6310	Gasket	52	9	1	87-8820	Hub - Pulley	36	38	1
87-6320	Bulb - Headlight	1	5	2	87-8830	Pulley	36	1	1
87-6330	Lens - Headlight	1	6	2	87-9080	Decal - Grease	27	44	2
87-6370	Rear Tire & Wheel Assembly	28	*	2	87-9100	Decal - Quick Reference	13	23	1
87-6490	Spring	36	13	1	87-9120	Decal - Workman 4200	1	15	1
87-6510	Assembly - Shaft & Yoke	36	34	1	87-9160	Lower Shaft Assembly	5	*	1
87-6520	Body	36	24	1	87-9170	Brake Assembly RH	23	5	1
87-6530	Assembly - Throttle Lever	36	22	1	87-9170	Front Brake Assembly - RH	24	*	1
87-6540	Bolt - Eye	36	21	1	87-9180	Brake Assembly LH	23	*	1
87-6550	Pin - Forced Idle	36	14	1	87-9180	Front Brake Assembly - LH	24	*	1
87-6560	Cover	36	4	1	87-9190	Stub - Axle	23	31	2
87-6570	Foam - Seal	15	38	1	87-9200	Bearing - Sealed	23	14	4
87-6580	Stud - Lever Pivot	36	11	1	87-9210	Spacer	23	30	2
87-6590	Assy. Lever & Fitting	36	10	1	87-9220	Plug - Seal	22	2	1
87-6620	Screw	1	10	15	87-9300	Door - Clean Out	30	34	1
87-6620	Screw - Torx Pan Hd.	12	40	2	87-9310	Hose - Air Cleaner	46	15	1
87-6620	Screw - Torx Pan Hd.	8	44	2	87-9320	Mudflap	1	26	2
87-6640	Lever - Dump Stop	16	14	1	87-9330	Bracket - Mudflap LH	1	23	1
87-6660	Fender - Rear 24	52	17	2	87-9340	Bracket - Mudflap RH	1	*	1
87-6670	Decal - Fuse Block	3	54	1	87-9360	Seal - Oil	22	13	1
87-6690	Guard - Induction Chamber	26	29	1	87-9370	Ring - Retaining	22	3	1
87-6710	Switch - Supervisor	37	33	1	87-9390	Cup	47	9	1
87-6720	Knob	15	17	1	87-9400	Valve	47	11	1
87-6740	Tire - Rear 24	27	16	2	87-9410	Air Cleaner (Complete)	47	*	1
87-6750	Rim - Rear 24	27	19	2	87-9410	Air Cleaner Assembly	46	17	1
87-6890	Hold - Hand	13	1	1	87-9420	Decal - Caution	30	35	1
87-6910	Spring - Compression	37	13	1	87-9480	Fender - Front	13	24	2
87-6950	Receiver - LH	17	6	1	87-9530	Transaxle Assembly	37	22	1
87-6960	Receiver - RH	17	7	1	87-9600	Housing - Axle RH	23	28	1
87-7040	Bracket - Oil Filter	37	2	1	87-9620	Housing - Axle LH	23	*	1
87-7050	Cap - Reservoir	30	43	1	87-9640	Arm - Pitman	5	21	1
87-7090	Assembly - Frame, R.O.P.S.	17	1	1	87-9650	Cover - Steering Gear	14	27	1
87-7110	Assembly - Axle, Rear	27	5	1	87-9810	Foam - Overflow Tank	30	36	1
87-7150	Assembly - Cradle, Spring	18	13	2	87-9830	Mount - Engine	33	7	1
87-7160	Assembly - Clevis, Cable	15	7	1	87-9840	Shaft - Clutch	22	1	1
87-7170	Bracket - Clutch Spring	37	45	1	87-9880	Decal - Dash	3	56	1
87-7270	Washer - Flat	27	23	6	92-0650	Bearing - Ball	41	22	1
87-7470	Plate - Clamp	26	16	2	92-0651	Case - Transaxle	39	19	1
87-7480	Washer - Flat	26	34	8	92-0652	Cover - Upper	39	7	1
87-7480	Washer - Lock	5	37	3	92-0653	Cover - Side	39	9	1
87-7550	Clamp - Tube	8	40	2	92-0654	Carrier - Differential	39	17	1
87-7600	Rod - Battery Support	44	21	1	92-0655	Cover - Seal	39	30	1
87-7610	Tab - Battery Support	44	3	1	92-0656	Cover - P.T.O.	39	1	1
87-7620	Shield - Plastic	44	14	1	92-0662	Cap - Oil	39	5	1
87-7660	Clamp - Brake Line	10	2	8	92-0663	Shaft - Main	41	16	1
87-7930	Decal - Danger	14	6	1	92-0664	Hub - Synchro	41	12	2
87-7930	Decal - Warning	49	32	2	92-0665	Key - Synchro	41	23	6
87-7930	Decal - Warning	50	13	1	92-0666	Spring - Synchro	41	13	4

*Not Illustrated

TORO PART NUMBER INDEX (Cont.)

Part No.	Description	Pg. No.	Ref. No.	Qty.	Part No.	Description	Pg. No.	Ref. No.	Qty.
92-0667	Ring - Synchro	41	6	3	92-0769	Pin - Spring	42	4	2
92-0668	Shifter - Synchro	41	7	2	92-0770	Pin - Spring	43	26	1
92-0672	Gear - 18T	41	19	1	92-0771	Pin - Spring	43	16	1
92-0673	Gear - 14T	41	21	1	92-0772	Key	41	17	2
92-0674	Shaft - Reduction	41	28	1	92-0773	Drain Plug Assembly	39	13	1
92-0677	Gear - 49T	41	31	1	92-0775	Bearing - Ball	43	6	2
92-0679	Gear - 23T	41	25	1	92-0775	Bearing - Ball	39	33	2
92-0680	Collar	41	26	1	92-0776	Bearing - Ball	43	29	1
92-0681	Bearing - Needle	41	30	2	92-0778	Bearing - Ball	41	11	2
92-0682	Washer - Thrust	41	29	1	92-0780	Bearing - Ball	43	3	1
92-0684	Gear - 33T	41	10	1	92-0781	Bearing - Needle	41	4	4
92-0687	Gear - 16T	41	18	1	92-0782	Bearing - Needle	41	33	1
92-0698	Shaft - Fork R-1	42	14	1	92-0783	Sleeve - Inner	40	4	1
92-0699	Shaft - Fork 2-3	42	7	1	92-0785	Ball	42	1	3
92-0700	Fork - Shift R-1	42	3	1	92-0787	O-Ring	39	12	1
92-0701	Fork - Shift 2-3	42	6	1	92-0787	O-Ring	43	22	1
92-0705	Lock - Spindle	42	20	1	92-0788	O-Ring	39	6	1
92-0706	Cap - Fork Shaft	39	25	1	92-0789	O-Ring	39	14	1
92-0708	Shaft - Fork Hi-Lo	42	16	1	92-0790	O-Ring	39	29	1
92-0709	Fork - Shift Hi-Lo	42	17	1	92-0791	Seal - Oil	39	26	1
92-0710	Counter Shaft Assembly	40	15	1	92-0793	Seal - Oil	39	16	2
92-0710	Ring Gear Assembly	43	8	1	92-0793	Seal - Oil	43	32	2
92-0711	Washer - Thrust	40	6	2	92-0796	Screw - Cap Hex. Hd.	39	31	5
92-0712	Bearing - Ball	40	1	1	92-0803	Screw - Hex. Flange Hd.	43	30	12
92-0713	Collar	40	13	1	92-0804	Stud	39	28	1
92-0714	Bearing - Ball	40	14	2	92-0807	Cap - Sealing	39	23	1
92-0715	Gear - 49T	40	7	1	92-0808	Shim Set	39	20	1
92-0716	Collar	40	3	1	92-0809	Shim Set	39	11	1
92-0717	Gear - 71T	40	10	1	92-0816	Arm - Shift Fork R-1	42	15	1
92-0718	Shifter - Hi-Lo	40	8	1	92-0817	Arm - Shift Fork 2-3	42	5	1
92-0719	Collar - Spline	40	9	1	92-0818	Arm - Shift Fork Hi-Lo	42	19	1
92-0720	Case - Differential	43	31	1	92-0819	Gear - 40T	41	32	1
92-0721	Fork - Differential Lock	43	17	1	92-0820	Gear - 27T	41	5	1
92-0722	Shaft - Lock Fork	43	18	1	92-0821	Gear - 24T	41	15	1
92-0723	Spring - Compression	43	19	1	92-0822	Gear - 28T	41	24	1
92-0724	Arm - Differential Lock	43	27	1	92-0823	Gear - 43T	41	27	1
92-0725	Shaft - Axle L.H.	43	28	1	92-0824	Shaft - Reverse Idler	41	9	1
92-0726	Shaft - Axle R.H.	43	1	1	92-1773	Screw - Cap Hex. Hd.	20	11	4
92-0727	Washer	43	4	2	92-1901	Clip	62	7	1
92-0728	Washer	43	2	1	92-1902	Plug - Taper	53	8	1
92-0729	Seal - Oil	42	10	3	92-1903	Washer	54	17	8
92-0730	Slider - Differential Lock	43	7	1	92-1905	Stud	54	20	6
92-0731	Spring - Compression	42	2	3	92-1906	Assembly - Valve	62	16	1
92-0732	Plate - Keeper	42	8	3	92-1907	Cover - Access	55	19	1
92-0733	Washer	43	20	1	92-1908	O-Ring	61	17	1
92-0740	Washer - Thrust	41	3	3	92-1909	Nut	58	16	6
92-0741	Washer - Thrust	40	11	1	92-1910	Plug - Taper	53	10	1
92-0743	Breather - Air	39	27	1	92-1911	Guide - Exhaust Valve	54	18	1
92-0744	Washer	43	14	1	92-1912	Pipe - Manifold	62	23	1
92-0745	Gear - Side L.H.	43	24	1	92-1914	Bearing - Ball	56	10	1
92-0746	Gear - Side R.H.	43	11	1	92-1915	Clamp - Cable	54	8	1
92-0747	Washer - Thrust	43	10	2	92-1916	Plug - Taper	54	19	1
92-0748	Gear - Pinion	43	12	2	92-1917	Nipple	62	25	1
92-0749	Shaft - Pinion	43	23	1	92-1918	Bolt - Flange Head	60	7	1
92-0750	Washer	43	13	2	92-1920	Plug - Oil	55	14	1
92-0753	Ring - Retaining	41	2	1	92-1921	Gasket - Oil	55	13	1
92-0753	Ring - Retaining	43	21	1	92-1922	Washer	58	9	1
92-0754	Ring - Retaining	41	20	1	92-1923	Nut	56	5	6
92-0755	Ring - Retaining	40	12	1	92-1924	Hose - Water By-Pass	61	13	1
92-0756	Ring - Retaining	43	5	3	92-1925	O-Ring	53	31	1
92-0759	Ring - Retaining	39	22	1	92-1926	Guide - Intake Valve	54	15	3
92-0760	Ring - Retaining	39	15	1	92-1927	Plunger - Relief	60	12	1
92-0761	Ring - Retaining	42	18	1	92-1928	Spring - Relief	60	13	1
92-0762	Washer - Lock	39	3	1	92-1929	Seal - Oil	54	7	2
92-0763	Ring - Retaining	41	14	3	92-1930	Washer - Wave	58	19	2
92-0764	Ring - Retaining	40	5	3	92-1931	Retainer	58	27	6
92-0765	Pin - Alignment	39	8	4	92-1932	Bolt	67	29	1
92-0765	Pin - Alignment	43	9	2	92-1933	Gauge - Water Temperature	61	11	1
92-0768	Pin - Spring	43	15	2	92-1934	Bolt - Flywheel	56	11	5

*Not Illustrated

TORO PART NUMBER INDEX (Cont.)

Part No.	Description	Pg. Ref. No. No. Qty.	Part No.	Description	Pg. Ref. No. No. Qty.
92-1935	Plug - Taper	53 5 1	92-2010	Pin - Dowel	58 25 1
92-1936	Seal - Valve	58 28 6	92-2011	Brace	67 28 1
92-1937	Plate - Rear	55 6 1	92-2012	Bracket - Oil Filter	53 23 1
92-1938	Cover - Bell Housing	55 7 1	92-2013	Piston & Pin	56 * 3
92-1938	Cover - Bell Housing	12 29 1	92-2014	Piston Ring Set (Std.)	56 1 1
92-1939	Gasket	55 16 1	92-2015	Piston Ring Set	56 * 1
92-1940	Gasket	55 17 1	92-2016	Valve - EGR	62 14 1
92-1941	Gasket - Oil	60 16 1	92-2017	Bolt - Rocker Shaft	58 21 2
92-1942	Gear - Ring	56 8 1	92-2018	Bolt - Rocker Shaft	58 22 2
92-1943	Packing	54 2 1	92-2019	Strainer - Oil	55 10 1
92-1944	Gasket - Cover, Rocker	54 10 1	92-2021	Seal - Oil	54 12 1
92-1945	Cover - Rear	53 29 1	92-2022	Mount - Engine	59 2 1
92-1946	Gasket - Front	60 10 1	92-2023	Manifold - Exhaust	62 19 1
92-1947	Arm - Rocker	58 18 6	92-2024	Pipe - Water	61 15 1
92-1948	Gear - Oil Pump	60 5 1	92-2025	Assembly - Alternator	67 * 1
92-1949	Gear - Oil Pump	60 6 1	92-2026	Hose - PCV Valve	54 4 1
92-1950	Gasket	61 7 1	92-2027	Coil - Ignition	34 14 1
92-1951	Nipple	62 26 1	92-2028	Wire - High Tension	65 21 1
92-1952	Seal - Oil	53 27 1	92-2032	Seal - Oil	60 3 1
92-1953	Screw - Adjusting	58 17 6	92-2034	Head - Cylinder	54 11 1
92-1954	Valve - Inlet	58 29 3	92-2035	Cover - Front	55 5 1
92-1955	Valve - Exhaust	58 31 3	92-2036	Cover - Exhaust Manifold	62 17 1
92-1956	Bearing - Set, Main	53 17 1	92-2037	Kit - Gasket	63 14 1
92-1957	Rod Bearing Set	56 6 1	92-2038	Kit - Gasket	63 12 1
92-1958	Pin - Dowel	53 15 1	92-2039	Kit - Thermostat	61 8 1
92-1959	Seat - Intake Valve	54 21 3	92-2040	Pulley	61 3 1
92-1960	Seal - Oil	60 11 1	92-2041	V-Belt	61 1 1
92-1961	Seal - Valve	58 13 6	92-2042	Sprocket - Oil	58 33 1
92-1962	Gasket	55 3 1	92-2043	Assembly - Distributor	65 * 1
92-1962	Gasket	55 20 1	92-2044	Gasket - Exhaust	34 54 1
92-1963	Mount - Engine	62 8 1	92-2044	Gasket - Exhaust Ring	62 18 1
92-1964	Plate - Cam	58 14 1	92-2045	Housing - Seal, Oil	53 26 1
92-1965	Assembly - Cover	55 2 1	92-2046	Assembly - Oil Pump	60 4 1
92-1966	Gasket	55 21 1	92-2049	Assembly - Camshaft	58 24 1
92-1967	Assembly - Cover	55 15 1	92-2050	PCV Valve	54 3 1
92-1968	Tensioner - Belt	58 30 1	92-2053	Assembly - Oil Pan	55 11 1
92-1971	Bolt	54 16 8	92-2054	Manifold - Intake	62 9 1
92-1972	Washer	58 20 2	92-2055	Assembly - Starter	66 * 1
92-1973	Shaft - Rocker Arm	58 23 1	92-2056	Flange - PTO	58 32 1
92-1974	Assembly - Case	60 8 1	92-2057	Bolt - Crankshaft PTO	56 14 1
92-1975	Cap - Oil	54 1 1	92-2058	Carburetor	63 11 1
92-1976	Seat - Exhaust Valve	54 22 3	92-2059	Belt - Timing	58 11 1
92-1977	Spring - Valve	58 12 6	92-2060	Assembly - Water Pump	61 5 1
92-1978	Switch - Oil Pressure	59 4 1	92-2061	Assembly - PTO Sprocket	58 3 1
92-1980	Flywheel	56 9 1	92-2062	Assembly - PTO Adapter	58 2 1
92-1981	Bearing - Front	53 13 1	92-2063	Washer	54 6 2
92-1982	Bearing - Ring	53 7 1	92-2065	Bearing	67 5 1
92-1983	Retainer	60 14 1	92-2066	Nut	67 23 2
92-1984	Washer	67 27 1	92-2067	Spring - Brush	67 16 2
92-1987	Gasket	53 25 1	92-2068	Brush	67 17 2
92-1988	Gasket - Oil	55 9 1	92-2069	Cover - Bearing	67 11 1
92-1989	Gasket	61 6 1	92-2070	Bearing	67 10 1
92-1991	Gasket	53 30 1	92-2071	Screw	67 18 2
92-1993	Gasket - Intake	62 10 1	92-2073	Assembly - Holder	67 15 1
92-1994	Cap - Sealing	53 4 1	92-2075	Assembly - Rotor	67 9 1
92-1995	Assembly - Crankshaft	56 7 1	92-2076	Plate	67 7 1
92-1996	Assembly - Cover, Front	55 18 1	92-2077	Screw	67 8 4
92-1997	Gasket - Cylinder	54 23 1	92-2078	Bolt	67 4 2
92-1998	Shaft - Balancer	59 1 1	92-2079	Collar	67 2 1
92-1999	Rod - Connecting	56 4 3	92-2080	Frame - End	67 24 1
92-2000	Sprocket	58 10 1	92-2081	Cover - End	67 13 1
92-2001	Spring	58 7 1	92-2082	Rectifier	67 22 1
92-2002	Cap Inlet	62 27 1	92-2083	Bushing	67 21 1
92-2003	Bolt - Connecting Rod	56 3 6	92-2084	Regulator	67 20 1
92-2005	Piston & Pin (Std.)	56 2 3	92-2085	Screw W/washer	67 6 6
92-2006	Assembly - Crankcase	53 1 1	92-2085	Screw W/washer	67 14 6
92-2007	Pump - Fuel	46 12 2	92-2086	Screw W/washer	67 19 1
92-2008	Cover	61 18 1	92-2087	Bolt W/washer	67 12 3
92-2009	Hose - By-Pass	61 14 1	92-2088	Yoke	66 15 1

*Not Illustrated

TORO PART NUMBER INDEX (Cont.)

Part No.	Description	Pg. No.	Ref. No.	Qty.	Part No.	Description	Pg. No.	Ref. No.	Qty.
92-2089	Brush	66	16	4	92-2162	Head	50	6	1
92-2090	Spring	66	17	4	92-2165	Kit - Repair	50	*	1
92-2091	Assembly - Holder	66	14	1	92-2173	Screw - Cap Socket Head	31	18	8
92-2092	Insulator	66	13	1	92-2174	Screw - Adjusting	31	22	1
92-2093	Armature	66	6	1	92-2175	Gear	31	11	2
92-2094	Clutch	66	7	1	92-2176	Pin - Dowel	31	16	2
92-2095	Kit - Switch	66	4	1	92-2177	Pin - Shear	31	7	1
92-2096	Ring - Snap	66	9	1	92-2178	Ring - Crescent	31	4	4
92-2097	Nut	66	8	2	92-2179	Key - Square	31	5	1
92-2098	Washer	66	10	1	92-2180	Gasket - Copper	31	23	1
92-2099	Bolt	66	11	2	92-2181	Plate - Pressure	31	13	1
92-2100	Bolt	67	25	2	92-2182	Plate - Seal	31	9	1
92-2102	Lever - Clutch	66	3	1	92-2183	Plate - Wear	31	10	1
92-2103	Assembly - Bracket, Front	67	3	1	92-2184	Cap - Relief Valve	31	24	1
92-2106	Nut	66	2	2	92-2185	Plug	31	19	1
92-2107	Nut	66	5	1	92-2186	Spacer	31	3	1
92-2108	Igniter Set	65	12	1	92-2187	Housing - Gear, End	31	17	1
92-2109	O-Ring	65	8	1	92-2189	Shaft - Drive	31	6	1
92-2110	Cover - Acc. Pump	64	19	1	92-2190	Shaft - Idler	31	25	1
92-2111	Kit - Mixing Screw	63	2	1	92-2191	Bearing	31	27	1
92-2113	Rotor	65	2	1	92-2192	Bearing	31	12	4
92-2114	Assembly - Cap	65	1	1	92-2193	Ball	31	20	1
92-2115	Screw Set	65	14	1	92-2194	Spring	31	21	1
92-2116	Assembly - Signal Rotor	65	6	1	92-2195	Seal - Oil	31	2	1
92-2117	Chamber - Vacuum	65	7	1	92-2196	Seal - Pressure Plate	31	15	1
92-2118	Plate	65	10	1	92-2197	Seal - Back Up	31	14	1
92-2119	Wire - Lead	65	11	1	92-2198	Seal	31	26	1
92-2120	Gasket	65	3	1	92-2199	Key - Ball	31	28	1
92-2121	Wire Assembly - Lead	65	13	1	92-2379	Clamp - Hose	30	4	2
92-2122	Housing	65	9	1	92-2379	Clamp - Hose	46	6	2
92-2125	Assy. - Spark Plug Wire Set	65	*	1	92-2379	Clamp - Hose	45	13	1
92-2126	Kit - Gasket, Upper	68	3	1	92-2609	Decal - Remote Hydraulics	13	18	1
92-2127	Kit - Overhaul Gasket	68	2	1	92-2697	Hose - Hydraulic	49	1	1
92-2128	Bolt - Cover	54	5	2	92-4100	Backplate Assembly RH	24	*	1
92-2129	Screw - Cap Hex. Hd.	12	30	2	92-4101	Primary Piston Assembly	9	11	1
92-2130	Bolt - Flange Head	58	15	2	92-4102	Secondary Piston Assembly	9	4	1
92-2131	Bolt - Flange Head	55	4	2	92-4103	Pin - Stop	9	3	1
92-2131	Bolt - Flange Head	53	28	7	92-4108	Washer - Retainer	9	10	1
92-2132	Bolt	61	16	1	92-4109	Circlip	9	9	1
92-2133	Bolt - Flange Head	67	26	1	92-4110	Clevis	9	5	1
92-2134	Bolt - Flange Head	67	30	1	92-4111	Petcock - Radiator	30	42	1
92-2135	Bolt - Flange Head	58	8	1	92-4112	Cap Assembly	9	12	1
92-2137	Bolt/washer	55	12	2	92-4113	Screw - Bleed	24	4	1
92-2138	Bolt	62	1	3	92-4114	Cap - Bleed Screw	24	5	1
92-2138	Bolt	61	19	2	92-4114	Cap - Bleed Screw	29	5	1
92-2139	Bolt	62	4	1	92-4117	Assy. - Wheel Cylinder LH	24	*	1
92-2140	Bolt	62	28	1	92-4118	Assy. - Wheel Cylinder RH	24	*	1
92-2141	Bolt	62	3	2	92-4119	Kit - Seal	24	*	1
92-2142	Bolt/washer	61	4	3	92-4123	Assembly - Pawl LH	24	19	1
92-2143	Bolt	53	22	3	92-4123	Assembly - Pawl LH	29	19	1
92-2144	Bolt	53	20	2	92-4124	Assembly - Pawl RH	24	*	1
92-2145	Nut - Flange	58	5	1	92-4124	Assembly - Pawl RH	29	*	1
92-2146	Washer	65	15	1	92-4131	Washer - Hold Down	24	22	2
92-2147	Washer	58	6	1	92-4131	Washer - Hold Down	29	22	2
92-2148	Pin - Dowel	53	6	2	92-4133	Pin - Hold Down	24	26	2
92-2148	Pin - Dowel	56	13	1	92-4133	Pin - Hold Down	29	26	2
92-2149	Pin	58	1	2	92-4134	Plug - Inspection	24	25	1
92-2150	Ring - Snap	60	15	1	92-4134	Plug - Inspection	29	25	1
92-2151	Cap - Plug	62	29	1	92-4135	Set Bolt	24	1	2
92-2151	Cap - Sealing	53	2	3	92-4135	Set Bolt	29	1	2
92-2151	Cap - Sealing	54	13	1	92-4136	Backplate Assembly LH	24	2	1
92-2152	Bushing	53	3	4	92-4137	Screw - Bleed	29	4	1
92-2153	Plug - Spark	65	18	3	92-4138	Backplate Assembly LH	29	2	1
92-2154	Kit - Diaphragm	64	20	1	92-4139	Backplate Assembly RH	29	*	1
92-2155	Gasket - Water Inlet	61	21	1	92-4140	Assy. - Wheel Cylinder LH	29	*	1
92-2156	Nut - Alternator	67	31	1	92-4141	Assy. - Wheel Cylinder RH	29	*	1
92-2157	Outlet - Water	62	2	1	92-4142	Seal Kit	29	*	1
92-2160	Cartridge - Relief Valve	48	12	1	92-4143	Shoe & Lining Set	24	13	1
92-2161	Body - Relief Valve	48	28	1	92-4143	Shoe & Lining Set	29	13	1

*Not Illustrated

TORO PART NUMBER INDEX (Cont.)

Part No.	Description	Pg. Ref. No. No. Qty.	Part No.	Description	Pg. Ref. No. No. Qty.
92-4144	Assembly - Adjuster LH	24 * 1	92-5123	Bolt - Engine Mount	59 3 3
92-4144	Assembly - Adjuster LH	29 * 1	92-5124	Body - Choke, Auto	63 15 1
92-4145	Assembly - Adjuster RH	24 * 1	92-5125	Kit - Check Valve	64 13 1
92-4145	Assembly - Adjuster RH	29 * 1	92-5126	Cover - Carburetor Top	63 5 1
92-4146	Plug	24 3 1	92-5127	Kit - Float & Pin	64 12 1
92-4146	Plug	29 3 1	92-5128	Insulator - Carburetor	63 13 1
92-4147	Spring - Shoe, Upper LH	24 14 1	92-5129	Jet - Pilot	64 8 1
92-4147	Spring - Shoe, Upper LH	29 14 1	92-5130	Jet - Main	64 10 1
92-4148	Spring - Shoe, Upper RH	24 * 1	92-5131	Jet - Power	64 11 1
92-4148	Spring - Shoe, Upper RH	29 * 1	92-5132	Kit - Holder, Main Jet	64 6 1
92-4149	Spring - Shoe, Lower	24 15 1	92-5133	Kit - Lever, Throttle	64 2 1
92-4149	Spring - Shoe, Lower	29 15 1	92-5134	Orifice - Choke	63 8 1
92-4150	Spring - Adjuster, LH	24 20 1	92-5135	Kit - Screw Adjusting, Idle	64 5 1
92-4150	Spring - Adjuster, LH	29 20 1	92-5136	Kit - Adjusting Screw	63 1 1
92-4151	Spring - Adjuster, RH	24 * 1	92-5137	Spring	63 4 1
92-4151	Spring - Adjuster, RH	29 * 1	92-5140	Kit - Needle Valve	64 21 1
92-4152	Spring - Hold Down	24 23 2	92-5141	Valve - Fuel Cut-Off	64 22 1
92-4152	Spring - Hold Down	29 23 2	92-5142	Valve - Carburetor Piston	63 3 1
92-4153	Assembly - Steering Column	5 11 1	92-5143	Gasket - Choke, Auto	63 17 1
92-4154	Universal Joint Assembly	5 31 1	92-5144	Float Chamber Cover Assy.	64 14 1
92-4155	Slip Joint Assembly - Upper	5 28 1	92-5145	Screw	63 7 6
92-4158	Valve Assy. - Hyd. Gear	7 * 1	92-5146	Screw	64 18 4
92-4159	Nut - Adjuster Plug Lock	6 25 1	92-5147	Screw	64 15 4
92-4160	Bearing Service Kit - Upper	7 * 1	92-5148	Screw	64 1 1
92-4161	Assembly - Cover Service	6 * 1	92-5149	Screw	63 16 1
92-4162	Pitman Shaft - Gear Service	7 * 1	92-5150	O-Ring	64 9 1
92-4163	Assy. - Steering Housing	7 * 1	92-5151	O-Ring	64 16 1
92-4164	Plug Assy. - Service Adjust.	7 * 1	92-5152	O-Ring	64 7 1
92-4165	Plug - Housing End	6 2 1	92-5153	O-Ring	64 17 1
92-4166	Rack/Piston/Nut Assembly	7 * 1	92-5154	Nut - Carburetor, INR	64 4 1
92-4167	Assembly - Plug Service	7 * 1	92-5155	Clamp - Carburetor	63 9 1
92-4168	Return - Guide Ball	6 7 2	92-5156	Clamp - Carburetor INR	63 6 1
92-4169	Bearing - Needle	6 21 1	92-5157	Bolt	63 10 2
92-4170	Bearing - Pitman Shaft	6 47 1	92-5160	Valve - Thermostat	61 9 1
92-4177	Yoke - Double Clamp	27 34 2	92-5161	Gasket	61 10 1
92-4179	Yoke, Shaft & Seal Tube	27 33 2	92-5162	Plug - Inlet	62 24 2
92-4180	Seal	27 32 2	92-5163	Gasket - EGR Valve	62 15 1
92-4182	Yoke & Hub	27 31 2	92-5164	Assembly - Hose	62 11 1
92-4187	Cross & Bearing Kit	27 30 4	92-5165	Clip	62 12 1
92-4188	Ring - Snap	27 28 12	92-5166	Bolt	62 13 2
92-4189	Strap & Bolt Kit	27 36 2	92-5167	Bracket - Front	66 1 1
92-4190	Yoke - End	27 29 2	92-5168	Bracket - Rear	66 12 1
92-4193	Yoke - Flange	21 1 1	92-5169	Pulley	67 1 1
92-4194	Yoke - Tube	21 3 1	92-5170	Cover	65 4 1
92-4195	Slip Yoke Assembly	21 4 1	92-5171	Gasket - Cover	65 5 1
92-4196	Seal	21 6 1	92-5172	Clamp	65 23 1
92-4198	Fan Shroud Assembly	30 13 1	92-5180	Plate - Center	39 21 1
92-4199	Skirt Assembly	13 2 1	92-5183	Shaft - Front Drive	41 34 1
92-5100	Gasket - Liquid	68 1 1	92-5184	Gear - 41T	41 35 1
92-5101	Seat - Exhaust Valve	54 * 3	92-5185	Bearing - Ball	41 36 1
92-5102	Seat - Intake Valve	54 * 3	92-5186	Gear - 43T	40 2 1
92-5103	Guide - Intake Valve	54 * 3	92-5951	Angle - Hitch	27 41 1
92-5104	Guide - Intake Valve	54 * 3	92-5972	Grommet	14 5 4
92-5105	Guide - Exhaust Valve	54 * 1	93-3101	Cap - Fuel	45 1 1
92-5106	Guide - Exhaust Valve	54 * 1	93-3618	Pinion & Ring Gear Assy.	20 8 1
92-5107	Stud	53 14 1	93-7050	Radiator Assembly	30 30 1
92-5108	Gasket - Bracket	53 24 1	93-7052	Joint - Ball	19 8 2
92-5109	Stay - Oil Filter	53 21 1	93-7053	Warning Light Assembly	2 9 1
92-5110	Gauge - Oil Level	53 19 1	93-7054	Front Differential Assembly	19 20 1
92-5111	Guide - Oil Level Gauge	53 32 1	93-7055	Turnbuckle	23 24 1
92-5112	Bolt - Flange Head	53 18 1	93-7056	Rod - Tie RH	23 22 1
92-5112	Bolt - Flange Head	61 2 4	93-7057	Rod - Tie LH	23 * 1
92-5113	Bolt - Flange Head	55 1 3	93-7058	Bracket - Brake Hose LH	23 * 1
92-5116	Piston & Pin	56 * 3	93-7059	Hose - Brake Front	10 9 2
92-5117	Piston & Pin	56 * 3	93-7059	Hose - Brake Front	23 13 2
92-5118	Piston Ring Set	56 * 1	93-7059	Hose - Brake Front	19 14 2
92-5120	Piston Ring Set	56 * 1	93-7070	Bracket - Brake Hose	19 11 2
92-5121	Piston Ring Set	56 * 1	93-7071	Bracket - Brake Hose RH	23 12 1
92-5122	Nut - Timing Belt	58 4 1	93-7074	Mount - Differential Rear	19 21 1

*Not Illustrated

TORO PART NUMBER INDEX (Cont.)

Part No.	Description	Pg. No.	Ref. No.	Qty.	Part No.	Description	Pg. No.	Ref. No.	Qty.
93-7078	Constant Velocity Joint Assy.	23	15	2	93-8965	Pedal - Brake	8	27	1
93-7079	Tube - Brake LH	23	*	1	93-8969	Pedal - Accelerator	8	15	1
93-7080	Tube - Brake RH	23	8	1	93-8971	Seal - Port, Flange	9	2	2
93-7081	Tube - Brake Front RH	10	10	1	93-8981	Joint & Shaft - Outboard	25	5	1
93-7082	Tube - Brake Front LH	10	16	1	93-8982	Boot Kit - Outboard	25	1	1
93-7083	Tube - Brake Front	10	1	1	93-8983	Boot Kit - Inboard	25	2	1
93-7084	Tube - Brake Rear	10	5	1	93-8984	Joint Assembly - Inboard	25	4	1
93-7085	Tube - Brake Front	10	19	1	93-8985	Clip - Circular	25	3	1
93-7086	Tube - Brake Rear	10	7	1	93-8987	Slip Joint Assembly - Lower	5	29	1
93-7087	Tube - Brake Rear	10	12	1	93-8988	Boot - Steering Shaft	5	24	1
93-7088	Support - Fan	30	16	1	94-3800	Master Cylinder Assembly	8	3	1
93-7090	Stub - Axle	27	14	2	94-3801	Fuel Tank Assembly	45	2	1
93-7091	Clutch Cable Assembly	12	36	1	94-3810	Rod - Link	8	25	1
93-7092	Hydraulic Tube Assembly	48	16	1	94-3814	Tube - Hydraulic	8	1	1
93-7093	Hydraulic Tube Assembly	48	20	1	94-3815	Tube - Hydraulic	8	2	1
93-7094	Cover - Wire Harness	2	49	1	94-3821	Plate - Center, Frame	8	34	1
93-7095	Frame - Engine	33	17	1	94-3823	Bell Crank	8	19	1
93-7098	Accelerator Cable Assembly	35	1	1	94-3829	Pin - Clevis	16	23	1
93-7098	Cable - Accelerator	8	42	1	94-5202	Lever Support Assembly	15	14	1
93-7103	Screen - Radiator	30	7	1	94-5203	Hydraulic Cylinder Assy.	49	16	2
93-7105	Cable Assembly	15	15	2	94-5206	Barrel Assembly	50	1	1
93-7106	Hi-Lo Cable Assembly	15	6	1	94-5207	Shaft	50	2	1
93-7107	Cable - Parking Brake	16	24	2	94-5209	Cover - Dust	9	7	1
93-7114	Operators Platform Assy.	1	17	1	94-5210	Rod - Push	9	8	1
93-7115	Bidirectional Clutch Assy.	22	*	1	94-5221	Flap - Master Cylinder	8	43	1
93-7116	Differential Driveshaft Assy.	19	24	1	94-5224	Driveshaft Assembly	28	*	2
93-7116	Driveshaft Assembly	21	*	1	94-5231	Assembly - Cover	54	9	1
93-7117	Plate - Adaptor	22	14	1	94-5232	Wire - Spark Plug, #1	65	20	1
93-7118	Bracket - Differential Front	19	27	1	94-5233	Wire - Spark Plug, #2	65	19	1
93-7121	Housing - Bell	12	8	1	94-5234	Wire - Spark Plug, #3	65	22	1
93-7128	Drum - Brake	23	32	2	218-446	Nut - Hex.	2	11	1
93-7129	Harness - Wire Rear	2	34	1	218-447	Washer - Lock	2	12	1
93-7133	Arm - Control Upper LH	19	*	1	218-473	Boot - Switch	3	63	1
93-7135	Arm - Control Upper RH	19	3	1	218-574	Fuse - 7.5 Amp	2	46	2
93-7142	Decal - Load Rating	1	16	1	218-578	Fuse - 10 Amp	3	61	1
93-7145	Screw - Cap Hex. Hd.	5	19	3	218-600	Bulb	2	13	2
93-7149	Shield - Heat	34	56	1	219-17	Bulb - Warning Light	3	59	4
93-8900	Carrier Assembly	20	15	1	232-27	Valve - Stem	27	17	2
93-8901	Differential Case Assembly	20	*	1	233-37	Knob	15	1	1
93-8902	Spacer - Bearing	20	24	1	233-39	Knob	48	1	1
93-8903	Flange	20	19	1	233-39	Knob	5	1	1
93-8904	Shim - .003	20	21	A/R	233-48	Knob	16	4	1
93-8905	Shim - .005	20	*	A/R	237-21	Seal - O-Ring	49	2	6
93-8906	Shim - .010	20	*	A/R	237-22	Seal - O-Ring	49	5	3
93-8907	Shim - .030	20	*	A/R	237-22	Seal - O-Ring	48	9	4
93-8908	Housing - Front	20	2	1	237-30	Seal - O-Ring	37	34	2
93-8909	Screw - Cap Hex. Hd.	20	16	8	237-42	O-Ring	51	2	2
93-8910	Vent	20	1	1	237-42	Seal - O-Ring	49	7	2
93-8911	Gear - Bevel Side	20	5	2	237-42	Seal - O-Ring	48	11	2
93-8916	Plug Assembly	20	12	2	237-42	Seal - O-Ring	37	47	1
93-8917	Bearing - Needle	20	34	2	237-78	Seal - O-Ring	49	15	4
93-8918	Seal - Oil	20	33	2	237-79	Seal - O-Ring	20	13	2
93-8919	Bearing - Thrust	22	10	1	237-79	Seal - O-Ring	49	25	1
93-8920	Housing & Race	22	5	1	237-79	Seal - O-Ring	37	39	2
93-8921	Cage	22	12	1	237-80	Seal - O-Ring	49	24	1
93-8922	Spring - Garter	22	6	1	237-81	Seal - O-Ring	37	28	1
93-8923	Spring	22	11	1	237-123	Seal - O-Ring	37	25	1
93-8924	Cam	22	8	1	240-5	Grommet	12	32	1
93-8925	Roller	22	7	6	2410-35	Plug - Hole	2	6	1
93-8929	Washer - Thrust	22	9	1	2410-42	Cap - Front Bumper	1	12	2
93-8938	Bracket - Cover LH	30	44	1	2410-64	Plug - Hole	3	64	1
93-8939	Bracket - Cover RH	30	46	1	2411-33	Joint - Ball	12	3	1
93-8940	Cover - Radiator	30	45	1	2412-10	Clamp - R	19	13	2
93-8941	Bracket - Front LH	52	15	1	2412-10	Clamp - R	34	43	1
93-8942	Bracket - Front RH	52	*	1	2412-34	Clamp	49	22	1
93-8943	Plate - Tail Light LH	52	12	1	2412-34	Clamp - Hose	30	9	2
93-8944	Plate - Tail Light RH	52	*	1	2412-34	Clamp - Hose	34	30	2
93-8958	Pedal - Clutch	12	39	1	2412-34	Clamp - Hose	38	53	1
93-8961	Arm - Accelerator Pedal	8	10	1	2412-36	Clamp	45	8	2

*Not Illustrated

TORO PART NUMBER INDEX (Cont.)

Part No.	Description	Pg. Ref. No. No. Qty.	Part No.	Description	Pg. Ref. No. No. Qty.
2412-36	Clamp - Hose	37 3 3	321-9	Screw - Cap Hex. Hd.	10 3 4
2412-82	Clamp - R	33 10 1	321-9	Screw - Cap Hex. Hd.	48 5 2
2412-89	Clamp - R	33 2 2	321-9	Screw - Cap Hex. Hd.	16 27 1
2412-89	Clamp - R	44 5 1	321-9	Screw - Cap Hex. Hd.	8 38 1
2412-89	Clamp - R	12 25 1	321-14	Screw - Cap Hex. Hd.	49 8 2
2412-89	Clamp - R	2 32 1	321-15	Screw - Cap Hex. Hd.	48 13 1
2412-92	Clamp - Hose	34 2 1	322-2	Screw - Cap Hex. Hd.	10 11 1
2412-92	Clamp - Hose	46 14 2	322-2	Screw - Cap Hex. Hd.	46 16 4
2412-93	Clamp - R	52 2 1	322-2	Screw - Cap Hex. Hd.	5 16 6
2412-96	Clamp - R	46 4 1	322-2	Screw - Cap Hex. Hd.	48 31 1
2412-108	Clamp - Hose	46 8 2	322-2	Screw - Cap Hex. Hd.	30 39 6
2412-108	Clamp - Hose	45 10 1	322-2	Screw - Cap Hex. Hd.	34 42 1
2412-108	Clamp - Hose	34 47 2	322-2	Screw - Cap Hex. Hd.	2 50 2
2412-119	Clamp - Hose	34 6 3	322-3	Screw - Cap Hex. Hd.	49 20 4
2412-130	Clamp - Hose	47 10 1	322-3	Screw - Cap Hex. Hd.	14 26 4
2412-130	Clamp - Hose	34 32 2	322-5	Screw - Cap Hex. Hd.	32 2 4
2412-133	Clamp - R	14 3 2	322-5	Screw - Cap Hex. Hd.	13 6 8
2412-149	Clamp - Tube	26 24 5	322-5	Screw - Cap Hex. Hd.	52 19 4
2412-149	R-Clamp	10 14 2	322-5	Screw - Cap Hex. Hd.	30 22 4
251-8	Bearing - Ball	41 1 2	322-5	Screw - Cap Hex. Hd.	48 24 1
251-8	Bearing - Ball	22 4 2	322-5	Screw - Cap Hex. Hd.	19 30 2
251-82	Bearing - Ball	32 11 2	322-5	Screw - Cap Hex. Hd.	8 36 2
251-346	Bearing - Ball	41 8 2	322-6	Screw - Cap Hex. Hd.	34 4 2
253-987	Fitting - Hydraulic 90°	37 29 1	322-7	Screw - Cap Hex. Hd.	32 9 4
254-65	Cone - Bearing	20 29 2	322-12	Screw - Cap Hex. Hd.	15 25 1
254-66	Cup - Bearing	20 30 2	323-4	Screw - Cap Hex. Hd.	23 9 2
254-90	Cup - Bearing	20 23 1	323-4	Screw - Cap Hex. Hd.	45 16 2
256-155	Bushing - Flange	8 26 2	323-4	Screw - Cap Hex. Hd.	1 22 1
256-156	Bushing - Flange	12 38 2	323-6	Screw - Cap Hex. Hd.	16 1 1
256-247	Bushing - Flange	8 18 2	323-6	Screw - Cap Hex. Hd.	46 2 1
256-259	Bushing - Flange	8 9 2	323-6	Screw - Cap Hex. Hd.	23 6 8
264-91	Cone - Bearing	20 22 1	323-6	Screw - Cap Hex. Hd.	27 11 8
283-2	Pin - Clevis	8 4 1	323-6	Screw - Cap Hex. Hd.	14 12 2
283-30	Pin - Clevis	8 12 1	323-6	Screw - Cap Hex. Hd.	26 31 2
283-30	Pin - Clevis	12 35 1	323-6	Screw - Cap Hex. Hd.	15 37 1
283-62	Pin - Clevis	16 6 1	323-7	Screw - Cap Hex. Hd.	37 14 4
283-62	Pin - Clevis	15 8 3	323-7	Screw - Cap Hex. Hd.	8 17 2
283-62	Pin - Clevis	37 35 3	323-7	Screw - Cap Hex. Hd.	19 23 4
283-85	Pin - Clevis	8 14 1	323-7	Screw - Cap Hex. Hd.	35 27 3
285-17	Plug - Pipe	36 15 2	323-7	Screw - Cap Hex. Hd.	27 43 4
302-5	Filling - Grease	12 44 1	323-9	Screw - Cap Hex. Hd.	44 16 1
302-5	Fitting - Grease	19 1 4	323-10	Screw - Cap Hex. Hd.	37 8 1
302-5	Fitting - Grease	8 8 3	323-12	Screw - Cap Hex. Hd.	18 6 8
302-5	Fitting - Grease	23 26 2	323-29	Screw - Cap Hex. Hd.	34 55 2
302-5	Fitting - Grease	5 30 1	324-5	Screw - Cap Hex. Hd.	19 28 3
302-5	Fitting - Grease	27 35 4	324-9	Screw - Cap Hex. Hd.	18 22 4
302-11	Fitting - Grease	21 5 1	324-10	Screw - Cap Hex. Hd.	18 1 4
302-11	Fitting - Grease	18 8 1	324-11	Screw - Cap Hex. Hd.	19 33 2
302-58	Fitting - Grease	28 46 16	324-12	Screw - Cap Hex. Hd.	19 19 4
302-60	Fitting - Grease 90°	23 19 2	324-13	Screw - Cap Hex. Hd.	18 10 2
321-2	Screw - Cap Hex. Hd.	2 1 7	324-19	Screw - Cap Hex. Hd.	33 6 2
321-3	Screw - Cap Hex. Hd.	2 4 2	325-4	Screw - Cap Hex. Hd.	14 15 2
321-3	Screw - Cap Hex. Hd.	35 7 1	325-13	Screw - Cap Hex. Hd.	19 15 8
321-3	Screw - Cap Hex. Hd.	30 28 4	325-13	Screw - Cap Hex. Hd.	18 27 4
321-3	Screw - Cap Hex. Hd.	5 33 2	325-19	Screw - Cap Hex. Hd.	27 27 1
321-4	Screw - Cap Hex. Hd.	33 1 2	325-20	Screw - Cap Hex. Hd.	27 24 5
321-4	Screw - Cap Hex. Hd.	44 8 1	3210-9	Screw - Cap Hex. Hd.	35 6 1
321-4	Screw - Cap Hex. Hd.	13 9 8	3211-8	Screw - Cap Hex. Hd.	15 13 2
321-4	Screw - Cap Hex. Hd.	30 12 4	3215-1	Screw - Cap Hex. Hd.	37 16 1
321-4	Screw - Cap Hex. Hd.	10 13 2	3217-25	Nut - Hex.	2 38 2
321-4	Screw - Cap Hex. Hd.	34 15 1	3217-26	Hut - Hex.	2 37 1
321-4	Screw - Cap Hex. Hd.	14 20 8	3217-29	Nut - Jam	3 58 3
321-4	Screw - Cap Hex. Hd.	1 24 4	3218-18	Nut - Jam	15 43 1
321-4	Screw - Cap Hex. Hd.	12 26 1	3218-20	Nut - Jam	12 14 2
321-4	Screw - Cap Hex. Hd.	35 30 2	3218-21	Nut - Jam	23 21 2
321-4	Screw - Cap Hex. Hd.	2 33 1	3219-2	Nut	36 19 2
321-4	Screw - Hex. Flange Hd.	26 26 4	3219-14	Nut	15 5 1
321-6	Screw - Cap Hex. Hd.	52 3 16	3219-14	Nut - Hex.	37 32 1
321-6	Screw - Cap Hex. Hd.	19 10 2	3219-14	Nut - Jam	35 10 2

*Not Illustrated

TORO PART NUMBER INDEX (Cont.)

Part No.	Description	Pg. No.	Ref. No.	Qty.	Part No.	Description	Pg. No.	Ref. No.	Qty.
3219-20	Nut - Hex. LH	8	24	2	3256-22	Washer - Flat	14	19	8
3220-1	Nut - Jam	35	2	1	3256-22	Washer - Flat	8	39	3
3220-1	Nut - Jam	37	37	4	3256-22	Washer - Flat	12	41	2
3220-1	Nut - Jam	15	41	4	3256-23	Washer - Flat	13	4	4
3220-2	Nut - Jam	12	2	1	3256-23	Washer - Flat	34	5	2
3220-2	Nut - Jam	35	5	1	3256-23	Washer - Flat	52	20	4
3220-3	Nut - Jam	15	12	2	3256-23	Washer - Flat	16	21	1
3220-7	Nut - Jam	23	23	1	3256-23	Washer - Flat	14	25	4
3220-11	Nut - Jam	23	25	2	3256-23	Washer - Flat	48	26	2
3229-25	Screw - Carriage	49	19	2	3256-24	Washer - Flat	23	10	2
3230-18	Bolt - Carriage	14	2	8	3256-24	Washer - Flat	44	17	2
3230-23	Bolt - Carriage	44	6	4	3256-24	Washer - Flat	52	18	6
3230-23	Bolt - Carriage	30	21	7	3256-25	Washer - Flat	33	5	2
3231-3	Bolt - Carriage	18	21	4	3256-26	Washer - Flat	8	21	1
3231-21	Bolt - Carriage	44	7	6	3256-27	Washer - Flat	26	6	4
3231-21	Bolt - Carriage	48	21	1	3256-27	Washer - Flat	18	31	2
3231-21	Bolt - Carriage	14	22	4	3256-28	Washer - Flat	32	15	1
3231-21	Bolt - Carriage	15	32	4	3256-45	Washer - Flat	30	24	1
3231-26	Bolt - Carriage	35	15	1	3256-61	Washer - Flat	13	25	14
3231-28	Bolt - Carriage	30	17	1	3256-61	Washer - Flat	1	29	4
3232-17	Bolt - Carriage	26	19	8	3256-67	Washer - Flat	46	11	2
3234-1	Screw - Hex. Flange Hd.	1	13	6	3257-7	Key - Woodruff	32	17	1
3234-4	Screw - Hex. Flange Hd.	37	42	4	3258-19	Screw - Round Head	47	2	2
3234-11	Screw - Cap Hex. Hd.	33	14	6	3272-6	Pin - Cotter	15	3	3
3234-38	Screw - Cap Hex. Hd.	45	22	2	3272-6	Pin - Cotter	8	7	1
3234-38	Screw - Hex. Flange Hd.	26	17	22	3272-6	Pin - Cotter	16	8	1
3234-40	Screw - Hex. Flange Hd.	17	4	4	3272-6	Pin - Cotter	37	30	3
3250-13	Screw	2	51	2	3272-10	Pin - Cotter	8	11	2
3250-13	Screw - Hex. Hd.	13	15	20	3272-10	Pin - Cotter	12	37	1
3250-13	Screw - Pan Hd.	1	27	4	3272-11	Pin - Cotter	19	34	2
3250-20	Screw - Round Hd.	30	2	4	3272-12	Pin - Cotter	23	16	2
3253-3	Washer - Lock	35	8	1	3272-37	Pin - Cotter	49	18	2
3253-3	Washer - Lock	55	22	2	3274-31	Screw - Button Hd.	2	7	4
3253-3	Washer - Lock	30	27	4	3274-52	Screw - Hex. Socket Hd.	36	39	4
3253-3	Washer - Lock	12	28	4	3274-54	Screw - Hex. Socket Hd.	45	19	2
3253-3	Washer - Lock	34	37	1	3274-94	Screw - Socket Button Hd.	52	16	6
3253-4	Washer - Lock	57	4	6	3274-96	Screw	22	15	4
3253-4	Washer - Lock	13	5	8	3274-97	Screw - Hex. Socket Hd.	22	17	6
3253-4	Washer - Lock	35	13	2	3274-97	Screw - Socket Hex. Hd.	19	26	6
3253-4	Washer - Lock	5	14	4	3277-1	Nut - Hex.	5	5	1
3253-4	Washer - Lock	22	16	6	3290-221	Washer - Spring	15	34	1
3253-6	Washer - Lock	23	2	10	3290-221	Washer - Spring	16	36	2
3253-6	Washer - Lock	34	21	2	3290-271	Rivet - Pop	30	41	2
3253-6	Washer - Lock	19	29	3	3290-321	Screw - Hex. Flange Hd.	8	31	2
3253-6	Washer - Lock	27	45	10	3290-357	Nut - Flange	46	13	1
3253-15	Washer - Lock	45	5	5	3290-357	Nut - Flange	35	18	1
3253-15	Washer - Lock	2	39	2	3290-357	Nut - Flange	45	23	2
3253-18	Washer - Lock	36	40	4	3290-357	Nut - Flange	8	37	2
3253-19	Washer - Lock	3	57	3	3290-357	Nut - Flange Head	26	30	2
3253-21	Washer - Lock	23	7	8	3290-357	Nut - Flange Lock	44	1	6
3253-21	Washer - Lock	27	10	8	3290-357	Nut - Flange Lock	1	8	9
3253-21	Washer - Lock	14	13	2	3290-357	Nut - Flange Lock	14	10	4
3253-21	Washer - Lock	19	22	4	3290-357	Nut - Flange Lock	30	14	1
3253-22	Washer - Lock	12	9	4	3290-357	Nut - Flange Lock	18	16	4
3253-22	Washer - Lock	35	17	1	3290-357	Nut - Flange Lock	15	33	4
3254-1	Washer - Lock	2	36	1	3290-357	Nut - Flange Lock	34	50	2
3254-2	Washer - Lock	34	11	1	3290-413	Washer - Belleville	33	12	12
3255-9	Washer - Lock ETLW	44	2	1	3290-455	Washer	5	12	1
3256-3	Washer - Flat	32	8	4	3290-456	Washer - Belleville	15	46	2
3256-4	Washer - Flat	37	12	1	3290-477	Washer - Curved	16	28	1
3256-6	Washer - Flat	26	9	4	3290-478	Washer - Belleville	16	17	1
3256-6	Washer - Flat	18	32	2	3290-506	Palnut	52	4	2
3256-14	Washer - Flat	48	30	1	3290-507	Pin - Dowel	15	31	1
3256-22	Washer - Flat	10	4	5	3296-2	Nut - Lock	13	22	20
3256-22	Washer - Flat	2	5	2	3296-2	Nut - Lock	1	30	4
3256-22	Washer - Flat	13	8	8	3296-2	Nut - Lock	8	33	2
3256-22	Washer - Flat	30	11	4	3296-2	Nut - Lock	2	45	2
3256-22	Washer - Flat	52	11	19	3296-3	Nut - Lock	35	28	1
3256-22	Washer - Flat	48	18	3	3296-4	Nut - Lock	12	4	1

*Not Illustrated

TORO PART NUMBER INDEX (Cont.)

Part No.	Description	Pg. Ref.			Part No.	Description	Pg. Ref.		
		No.	No.	Qty.			No.	No.	Qty.
3296-5	Nut - Flange Lock	30	25	1	32128-20	Nut - Flange Head	49	11	4
3296-5	Nut - Lock	36	12	1	32128-20	Nut - Flange Lock	44	18	2
3296-6	Nut - Lock	8	20	2	32128-20	Nut - Flange Lock	14	21	12
3296-15	Nut - Lock	32	16	1	32128-20	Nut - Flange Lock	8	29	1
3296-23	Nut - Hex.	19	16	8	32128-20	Nut - Flange Lock	34	44	1
3296-23	Nut - Lock	26	10	4	32128-20	Nut - Lock	19	12	2
3296-23	Nut - Lock	18	14	4	32128-20	Nut - Lock	48	33	1
3296-23	Nut - Lock	14	16	2	32128-20	Nut - Lock	30	37	6
3296-23	Nut - Lock	8	22	1	32128-21	Nut - Lock	37	11	1
3296-27	Nut - Lock	35	21	2	32128-23	Nut - Flange	45	24	2
3296-27	Rivet - Plastic	44	13	4	32128-23	Nut - Flange Lock	17	5	4
3296-29	Nut - Flange Lock	30	20	8	32128-23	Nut - Flange Lock	26	21	22
3296-29	Nut - Lock	32	6	6	32128-33	Nut - Flange	35	3	2
3296-29	Nut - Lock	12	13	1	32128-33	Nut - Flange	34	13	1
3296-29	Nut - Lock	52	21	4	32128-33	Nut - Flange	33	18	2
3296-29	Nut - Lock	48	27	1	32128-33	Nut - Flange	2	44	11
3296-29	Nut - Lock	8	30	2	32128-33	Nut - Flange Head	49	12	2
3296-29	Nut - Lock	34	36	2	32128-33	Nut - Flange Head	10	15	2
3296-39	Nut - Flange Lock	37	20	4	32128-33	Nut - Flange Lock	37	1	1
3296-39	Nut - Flange Lock	44	20	1	32128-33	Nut - Flange Lock	44	4	1
3296-39	Nut - Lock	52	1	6	32128-33	Nut - Flange Lock	48	6	1
3296-39	Nut - Lock	33	11	2	32128-33	Nut - Flange Lock	12	24	1
3296-39	Nut - Lock	26	13	6	32128-33	Nut - Flange Lock	26	27	4
3296-39	Nut - Lock	35	20	3	32128-33	Nut - Lock	1	25	4
3296-39	Nut - Lock	48	23	1	32128-36	Nut - Lock	27	38	4
3296-39	Nut - Lock	18	28	8	32128-44	Nut - Flange Lock	14	9	2
3296-39	Nut - Lock	16	33	1	32128-53	Nut - Flange Lock	27	26	2
3296-39	Nut - Lock	27	42	4	32128-53	Nut - Flange Lock	23	36	2
3296-39	Nut - Lock	15	45	1	32136-2	Nut - Hex. Slotted	19	5	2
3296-42	Nut - Lock	16	12	1	32136-3	Nut - Hex. Slotted	23	17	2
3296-42	Nut - Lock	52	13	12	32144-4	Screw - Hex. Washer Hd.	15	9	2
3296-42	Nut - Lock	45	17	2	32144-18	Screw - Cap Hex. Hd.	2	22	2
3296-42	Nut - Lock	48	19	2	32144-42	Screw - Spark Arrestor	34	52	1
3296-42	Nut - Lock	10	20	4	32144-52	Screw - Hex. Hd.	13	12	6
3296-42	Nut - Lock	19	31	2	32144-93	Screw - Self Tapping	52	6	2
3296-42	Nut - Lock	5	32	2	32144-116	Screw - Pan Head	5	8	8
3296-42	Nut - Lock	30	38	4	32148-6	Insert - Threaded	2	2	2
3296-42	Nut - Lock	8	41	1	32148-7	Nut - Clinch	1	18	8
3296-48	Nut - Lock	19	6	6	32148-7	Nut - Clinch	15	19	2
3296-48	Nut - Lock	18	11	10	32148-9	Insert - Threaded	26	1	8
3296-48	Nut - Lock	33	16	2	32148-15	Insert - Threaded	15	4	1
3296-58	Nut - Lock	15	11	1	32148-15	Nut - Clinch	37	31	1
3296-59	Nut - Lock	5	13	1	32151-41	Ring - Retaining	31	1	1
3296-76	Nut - Lock	26	33	8	32151-56	Ring - Retaining	8	16	1
32104-82	Screw - Hex. Flange Hd.	26	25	2	32151-104	Ring - Retaining	19	2	4
32104-88	Screw	1	4	6	32152-10	Nut	50	12	1
32107-11	Nut - Square	47	4	2	340-2	Fitting - Straight	49	10	1
32113-14	Screw	36	8	2	340-3	Fitting - Hydraulic Straight	49	26	1
32120-47	Ring - E	8	13	1	340-77	Fitting - Hydraulic 90°	49	6	1
32120-47	Ring - E	12	33	2	340-86	Fitting - Hydraulic Tee	48	15	1
32120-47	Ring - Retaining	16	10	3	340-92	Fitting - Hydraulic Straight	49	29	1
32121-7	Pin - Roll	12	19	1	340-94	Fitting - Hydraulic Tee	48	10	1
32121-15	Pin - Roll	20	28	1	340-132	Fitting - Hydraulic 90°	49	14	4
32121-24	Pin - Roll	12	21	2	340-140	Fitting - Hydraulic Tee	49	28	1
32121-48	Pin - Roll	15	23	1	340-151	Fitting - Hydraulic Tee	49	30	1
32122-24	Screw - Round Hd	45	6	5	353-781	Fitting - Fuel 90°	45	14	1
32128-20	Nut - Flange	10	17	1	354-134	Fitting - Hydraulic 90°	37	40	2
32128-20	Nut - Flange	46	18	4	354-135	Fitting - Hydraulic 90°	37	5	1
32128-20	Nut - Flange	5	27	6	354-136	Fitting - Hydraulic Straight	49	23	1
32128-20	Nut - Flange	2	48	2					

*Not Illustrated

PRODUCT CHANGES

In an effort to make improvements available to TORO owners as quickly as possible, minor changes are incorporated into Toro's products from time to time that do not become immediately shown in the Parts Catalog. If such a change has been made in your unit, which is not reflected in your manual, see your TORO Distributor or his Authorized TORO Service Dealer for information and part numbers.

IDENTIFICATION AND ORDERING

MODEL AND SERIAL NUMBERS

The Workman 4200 has two identification numbers; a model number and a serial number. The two numbers are stamped on a plate which is located on the main frame. In any correspondence concerning the Workman 4200, supply model and serial numbers to assure that correct information and replacement parts are obtained.

To order replacement parts from an Authorized TORO Service Dealer, supply the following information:

1. Model and serial number of the Workman 4200.
2. Part number, description, and the quantity of part(s) desired.

NOTE: Do not order by reference number if a parts catalog is being used; use the PART NUMBER.

TABLE OF CONTENTS

Description	Page	Description	Page
Front Bumper & Hood Assembly	1	Transaxle Installation Assembly	37-38
Control Panel Assembly	2-3	Transaxle Case Assembly	39
Electrical Schematic	4	Countershaft Assembly	40
Steering Linkage Assembly	5	Transaxle Gear Shafts Assembly	41
Steering Gear Assembly No. 87-1500	6-7	Shift Fork Assembly	42
Brake & Accelerator Pedal Assembly	8	Differential Gear Assembly	43
Master Brake Cylinder No. 94-3800	9	Battery Mount Assembly	44
Hydraulic Brake Line Routing Assembly	10	Fuel Tank Assembly	45
Hydraulic Schematic	11	Air Cleaner & Fuel Supply Assembly	46
Clutch Linkage Assembly	12	Air Cleaner Assembly	47
Seat Base Assembly	13	Lift Valve Linkage Assembly	48
Seat Back Assembly	14	Lift Valve & Cylinder Assembly	49
Hi-Lo Shift Levers Assemblies	15	Lift Cylinder No. 94-5203	50
Differential Lock & Parking Brake Assemblies	16	Control Valve Assembly No. 43-1950	51
R.O.P.S. Assembly	17	Rear Fender & Tail Light Assembly	52
Front Suspension Assembly	18	Cylinder Block Assembly	53
Front Suspension Control Arm Assembly	19	Rocker Cover & Cylinder Head Assembly	54
Front Differential Assembly No. 93-4054	20	Covers & Oil Pan Assembly	55
Differential Driveshaft Assembly No. 93-7116	21	Piston & Crankshaft Assembly	56
Bidirectional Overrunning Clutch Assembly	22	Clutch & Clutch Release Assembly	57
Front Wheel Assembly	23	Camshaft & Valves Assembly	58
Front Brake Assembly	24	Balancer & Oil Pressure Switch & Engine Mount	59
Constant Velocity (CV) Joint Assembly No. 93-7078	25	Oil Pump & Filter Assembly	60
Rear Frame Assembly	26	Water Pump & Thermostat Assembly	61
Rear Axle Assembly	27-28	Exhaust & Intake Manifold Assembly	62
Rear Brake Assembly	29	Carburetor Installation Assembly	63
Radiator & Hydraulic Pump Assembly	30	Carburetor Assembly	64
Hydraulic Pump Assembly No. 87-5700	31	Distributor Assembly	65
Hydraulic Pump Drive Assembly	32	Starter Assembly	66
Engine Frame Assembly	33	Alternator Assembly	67
Engine Installation Assembly	34	Gasket Kit	68
Governor Assembly	35	International Decal Cross Reference	69
Governor	36	TORO Part Number Index	70-81

