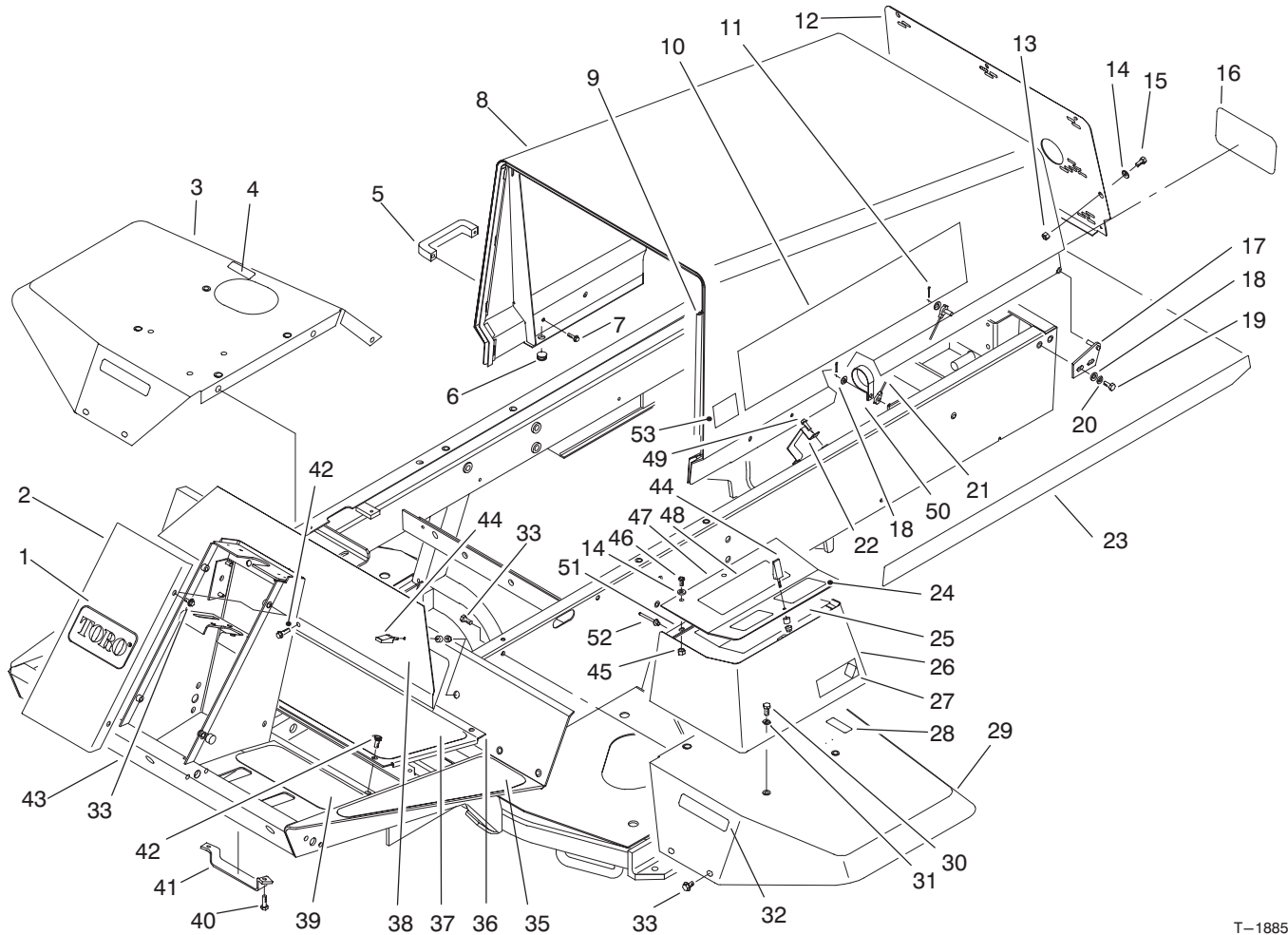




MODEL NO. 03530-60001 & UP	PARTS CATALOG
REELMASTER® 5300D 2WD TRACTION UNIT	



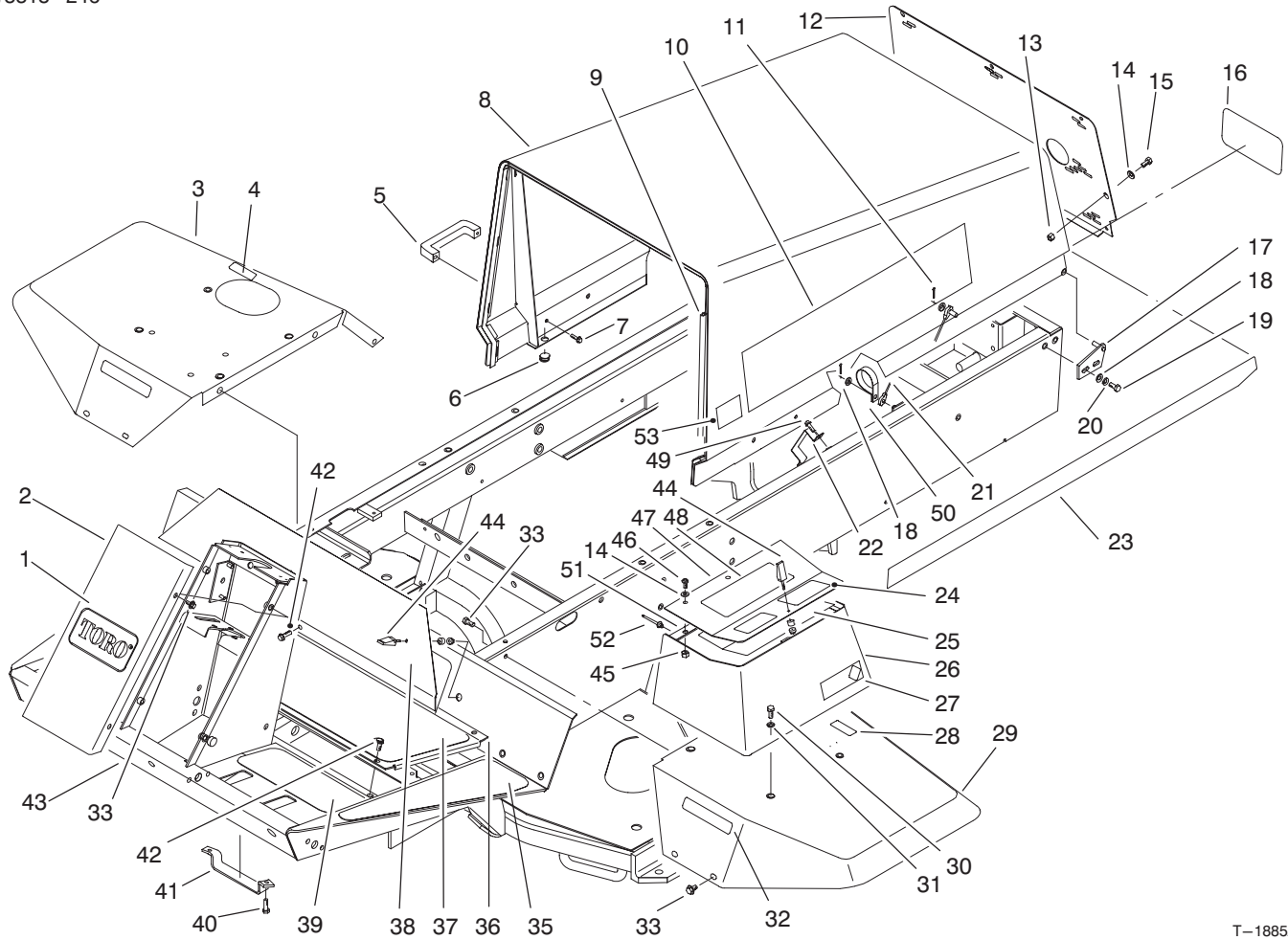
T-1885B

FRAME & BODY ASSEMBLY

Ref. No.	Part No.	Description	No. Used
1	62-5550	Decal - TORO	1
2	75-1420	Cover - Steering Tower	1
3	93-7579	Fender - R.H.	1
4	85-4730	Decal - Oil	1
4	93-6686	Decal - Oil (Europe)	1
4	88-1980	Decal - Oil (Japan)	1
5	65-5100	Handle	2
6	237-141	Bumper	2
7	46-8091	Screw - Cap Hex. Hd.	4
8	93-0000	Hood W.A.	1
9	93-0081	Strip - Seal	1
10	92-5549	Decal - Reelmaster® 5300D	2
11	3272-4	Pin - Cotter	2
12	93-0011	Grill - Hood	1
13	3296-42	Nut - Lock	7
14	3256-1	Washer - Flat	10
15	321-39	Screw - Cap Hex. Hd.	7

Ref. No.	Part No.	Description	No. Used
16	62-7400	Decal - TORO	1
17	63-6900	Hinge - Hood L.H.	1
*	63-6890	Hinge - Hood R.H.	1
18	3256-23	Washer - Flat	6
19	322-5	Screw - Cap Hex. Hd.	4
20	3253-4	Washer - Lock	4
21	75-0570	Cable - Hood	1
22	75-6280	Bracket - Hose	1
23	92-5751	Decal - Hood Trim L.H.	1
*	92-5752	Decal - Hood Trim R.H.	1
24	75-1280	Decal - Warning	1
24	93-6698	Decal - Warning (Europe)	1
24	84-3340	Decal - Warning (Japan)	1
25	93-3601	Decal - Service	1
25	93-8094	Decal - Service (Spanish)	1
25	93-8096	Decal - Service (French)	1
25	93-8095	Decal - Service (German)	1

* Not Illustrated



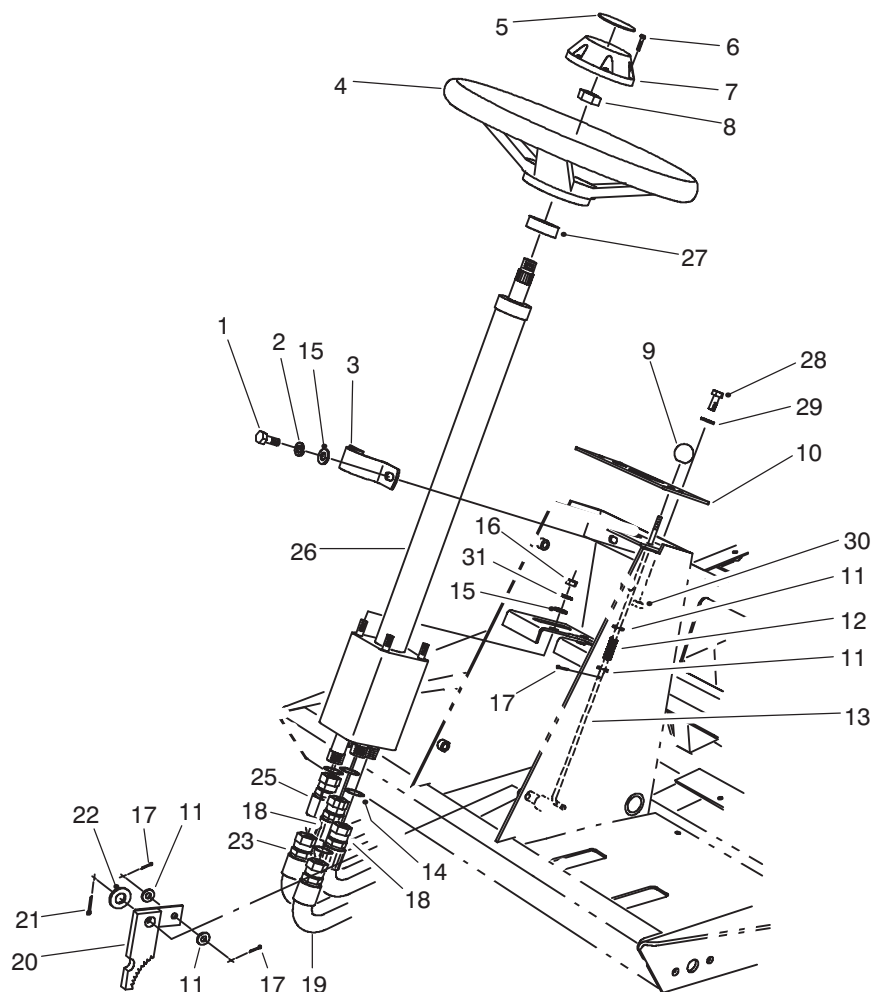
T-1885A

FRAME & BODY ASSEMBLY (Continued)

Ref. No.	Part No.	Description	No. Used
25	93-8097	Decal - Service (Swedish)	1
25	93-8093	Decal - Service (Italian)	1
25	93-8098	Decal - Service (Portuguese)	1
25	93-8099	Decal - Service (Norwegian)	1
25	93-7154	Decal - Service (Finnish)	1
25	93-8091	Decal - Service (Danish)	1
25	93-8092	Decal - Service (Dutch)	1
25	92-1116	Decal - Service (Japan)	1
26	75-5810	W.A. - Tool Box	1
27	93-0096	Decal - A.C.E.	2
28	52-1320	Decal - Fuel	1
28	93-6680	Decal - Fuel (Europe)	1
28	84-2860	Decal - Fuel (Japan)	1
29	75-3860	Fender - L.H.	1
30	322-3	Screw - Cap Hex. Hd.	4
31	3256-3	Washer - Flat	4
32	75-5190	Decal - No Riders	2
32	93-6689	Decal - No Riders (Europe)	2
32	84-3420	Decal - No Riders (Japan)	2
33	3234-14	Screw - Hex. Washer Hd.	14
35	75-0650	Tread - Footrest L.H.	1
*	75-0640	Tread - Footrest R.H.	1
36	75-1410	Panel - Floor	1

Ref. No.	Part No.	Description	No. Used
37	75-0630	Tread - Foot Center	1
38	75-1390	Panel - Access	1
39	75-0620	Tread - Foot L.H.	1
*	75-0610	Tread - Foot R.H.	1
40	322-4	Screw - Cap Hex. Hd.	2
41	93-3626	Bracket - Hose	1
42	75-6840	Knob - Knurled	4
42	3234-7	Screw - Cap Flange Hd. (Europe)	2
43	94-5811	Assembly - Frame	1
44	74-5950	Assembly - Swell Latch	3
45	32128-33	Nut - Flange Head	3
46	3258-166	Screw - Phillips Hd.	3
47	75-6260	Cover - Tool Box	1
48	93-3639	Decal - Warning	1
48	93-8051	Decal - Warning (Europe)	1
48	84-3660	Decal - Warning (Japan)	1
49	49-2040	Screw - Hex. Washer Hd.	2
50	2412-107	R-Clamp	1
51	75-5780	Hinge - Cover	1
52	93-8744	Rivet	3
53	93-7252	Decal - CE (Europe)	1

*Not Illustrated

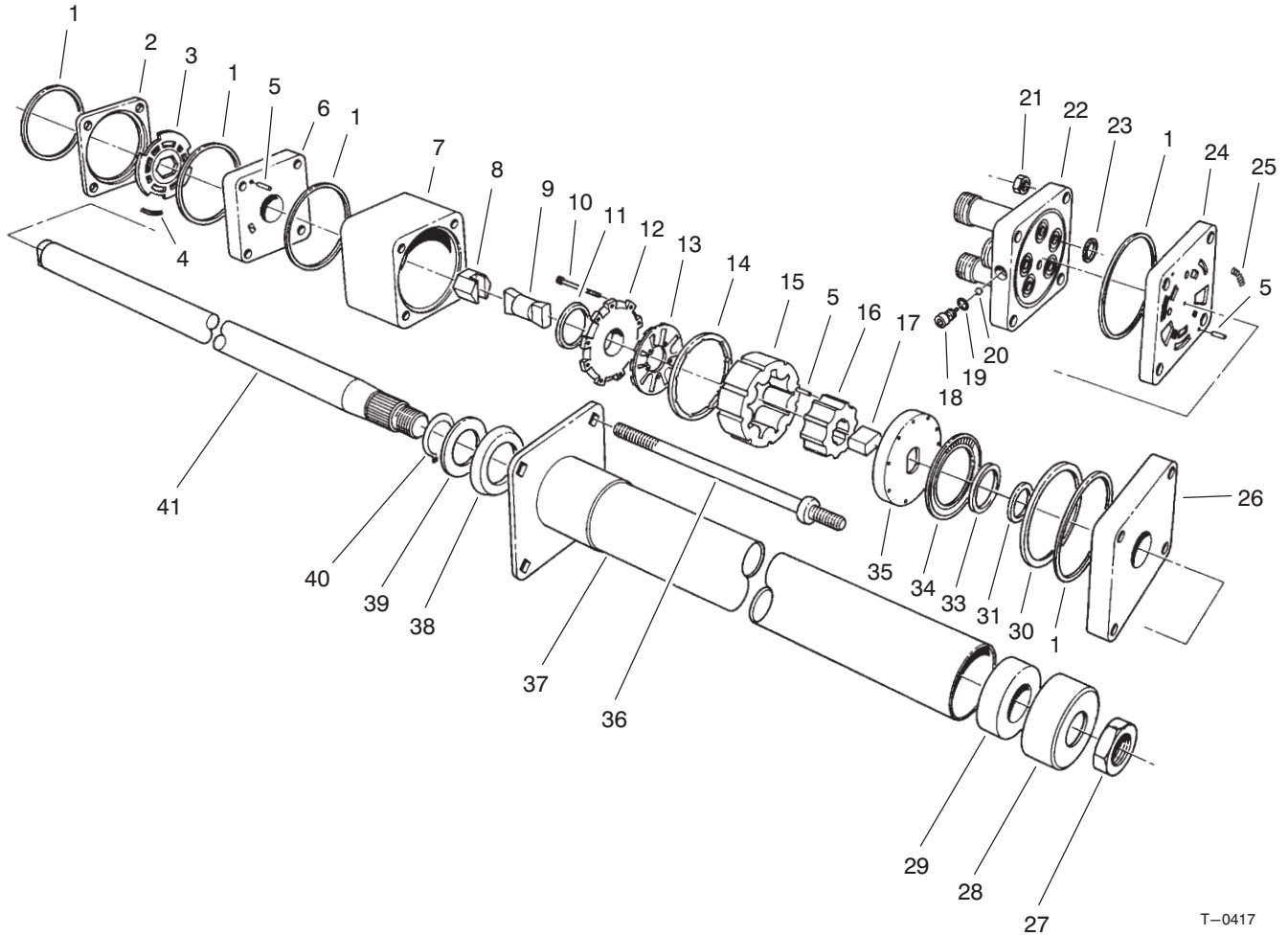


T-1044A

STEERING TOWER ASSEMBLY

Ref. No.	Part No.	Description	No. Used	Ref. No.	Part No.	Description	No. Used
1	32144-26	Screw - Self-Tapping	2	17	3272-5	Pin - Cotter	3
2	3253-4	Washer - Lock	2	18	75-6230	Hose - Hydraulic RT	2
3	75-2810	Clamp - Steering Valve	1	19	75-6240	Hose - Hydraulic IN	1
4	75-0560	Assembly - Steering Wheel (Incl. Ref. #6-8)	1	20	63-7900	Rack - Parking Brake	1
5	68-5370	Decal - TORO	1	21	3272-10	Pin - Cotter	1
6	32144-21	Screw	1	22	3256-26	Washer - Flat	1
7	68-5140	Cap - Steering Wheel	1	23	75-5940	Hose - Hydraulic AUX	1
8	3220-6	Nut - Steering Wheel	1	25	75-6250	Hose - Hydraulic OUT	1
9	233-17	Knob - Parking Brake	1	26	75-0600	Assembly - Steering Valve (Incl. Ref. #14)	1
10	93-3139	Panel - Tower	1	27	21-9260	Seal - Shaft	1
10	93-6682	Panel - Tower (Europe)	1	28	3258-166	Screw - Phillips Hd.	2
11	3256-22	Washer - Flat	4	29	3256-1	Washer - Flat	2
12	3-3251	Spring - Compression	1	30	3296-42	Nut - Lock	2
13	75-1490	Rod - Parking Brake	1	31	3255-8	Washer - Lock ETLW	1
14	237-22	O-Ring	5	*	3290-378	Tie - Cable	3
15	3256-23	Washer - Flat	6	*	3290-410	Tie - Cable, Push On	4
16	3296-20	Nut - Lock	4				

*Not Illustrated



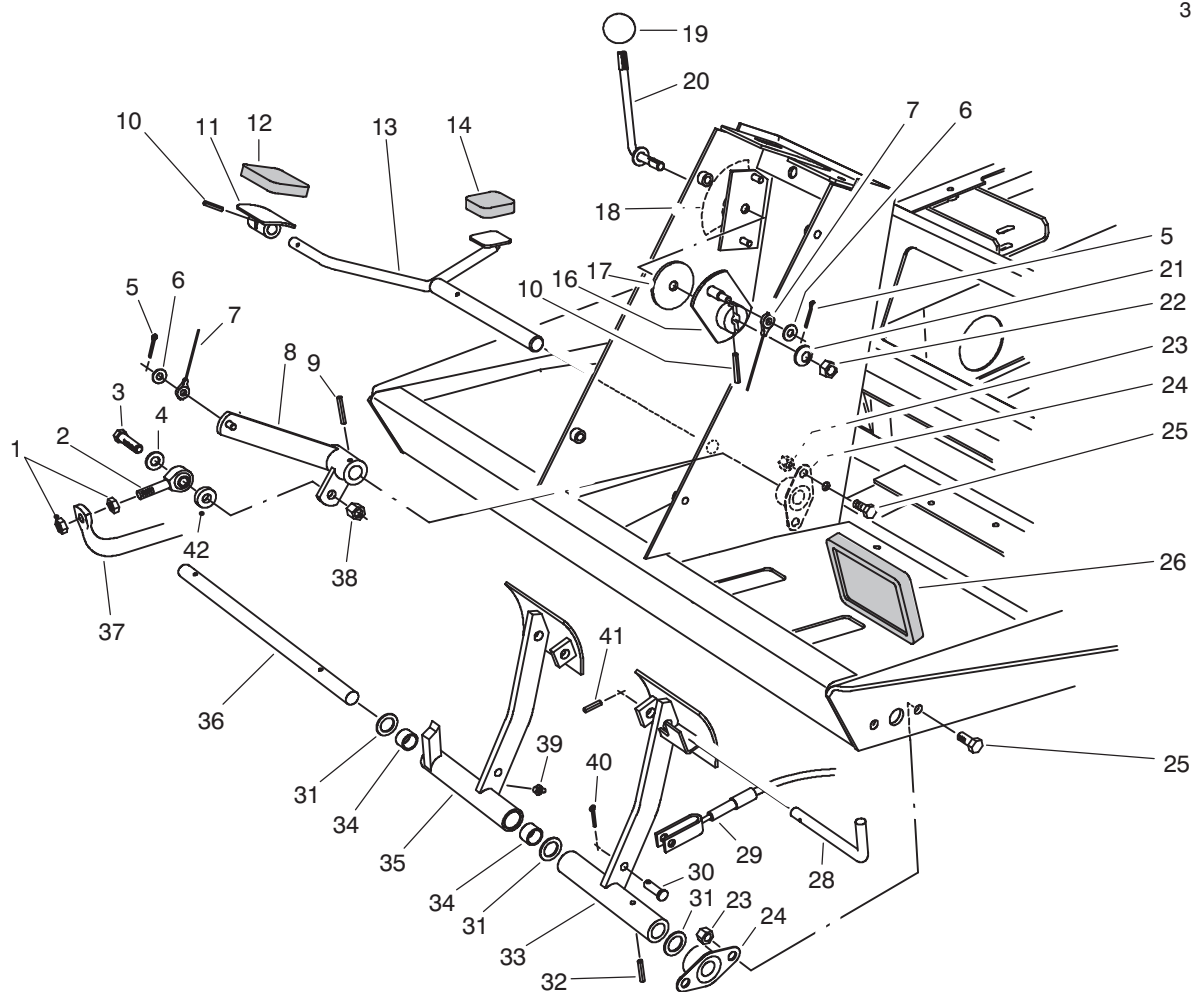
T-0417

STEERING VALVE ASSEMBLY No. 75-0600

Ref. No.	Part No.	Description	No. Used
1		Ring - Seal	5
2		Ring - Valve	1
3		Plate - Valve	1
4		Spring	3
5		Pin - Alignment	9
6		Manifold - Isolation	1
7		Ring - Metering	1
8		Hex Drive Asm.	1
9		Link - Drive	1
10		Screw - Hex Socket Hd.	11
11		Seal - Commutator	1
12		Cover - Commutator	1
13		Commutator	1
14		Ring - Commutator	1
15		Stator	1
16		Rotor	1
17		Spacer - Drive Link	1
18		Plug	1
19		O-Ring	1
20		Ball	1
21		Nut - Hex	4
22		Cover - Port	1
23		O-Ring	5
24		Manifold - Port	1
25		Spring	3

Ref. No.	Part No.	Description	No. Used
26		Plate - Cover, Upper	1
27	3220-6	Nut	1
28	66-9770	Seal	1
29	66-9780	Bushing	1
30		Spacer - Bearing, Thrust	1
31		Spacer - Seal	1
33		Seal - Face	1
34		Bearing - Thrust	1
35		Plate - Drive	1
36	93-3609	Bolt - Special	4
37	66-9860	Upper Cover & Jacket	1
38	66-9870	Plate - Retaining	1
39	66-9880	Washer - Retaining Plate	1
40	66-9890	Ring - Retaining	1
41	66-9900	Shaft - Input	1
*	66-9970	Spring Kit (Incl. Ref. #4 & 25)	1
*	66-9980	Seal - Kit (Incl. Ref. #1, 11, 19, 23 & 33)	1
*	66-9990	Needle Roller Kit (Incl. Ref. #5)	1
*	75-1340	Valve - Power Steering (Incl. Ref. #1-26 & 30-36)	1

*Not Illustrated

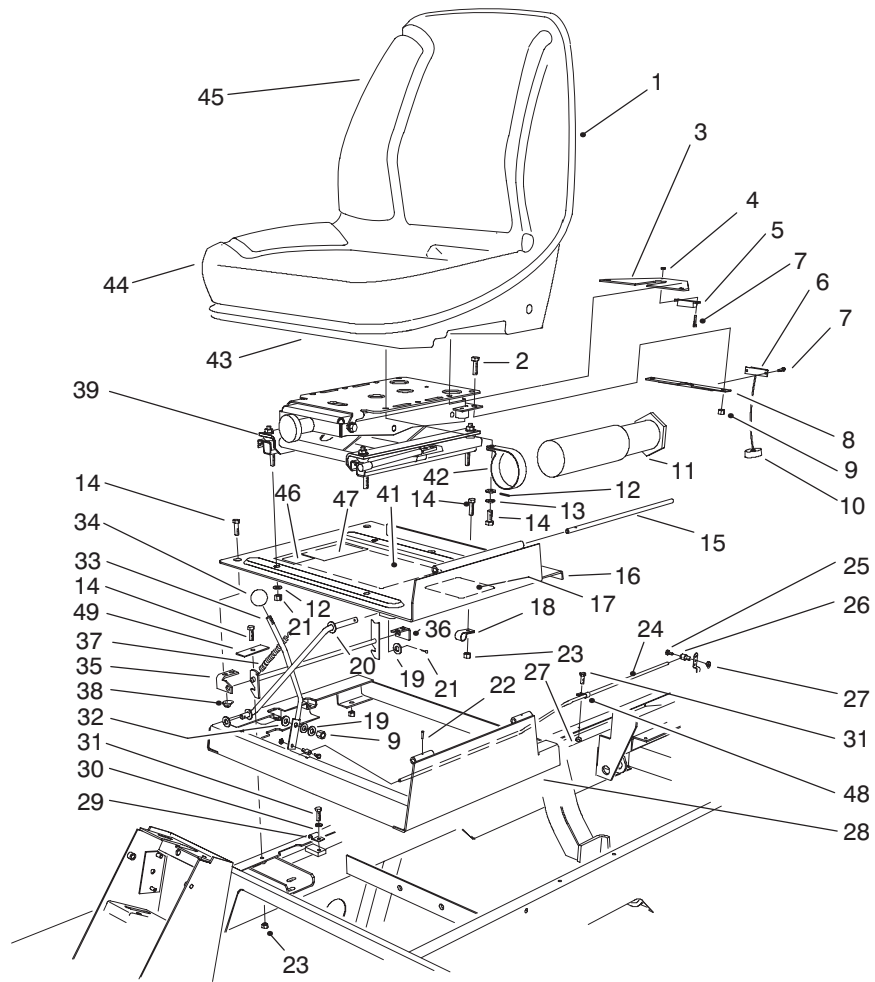


T-1045

TRACTION & BRAKE PEDALS ASSEMBLY

Ref. No.	Part No.	Description	No. Used	Ref. No.	Part No.	Description	No. Used
1	3220-3	Nut - Jam	2	22	3296-59	Nut - Lock	1
2	2411-36	Bearing - Rod End	1	23	3296-29	Nut - Lock	8
3	323-9	Screw - Cap Hex. Hd.	1	24	256-236	Bearing - Flange	4
4	3256-24	Washer - Flat	1	25	322-3	Screw - Cap Hex. Hd.	8
5	3272-2	Pin - Cotter	2	26	93-8742	Pad - Brake	2
6	3256-22	Washer - Flat	2	28	63-7880	Pin - Brake Latch	1
7	75-6580	Cable - Pedal	1	29	63-7733	Cable - Brake L.H.	1
8	75-3270	Lever - Traction Pivot	1	*	63-7732	Cable - Brake R.H.	1
9	32121-6	Pin - Roll	1	30	283-58	Pin - Clevis	4
10	32121-45	Pin - Roll	2	31	3256-69	Washer - Thrust	3
11	49-6440	Plate - Traction Pedal	1	32	32121-16	Pin - Roll	1
12	74-9100	Pad - Forward	1	33	75-1440	Pedal - Brake L.H.	1
13	75-2970	Pedal - Traction	1	34	256-42	Bushing - Sleeve	2
14	74-9110	Pad - Reverse	1	35	75-1430	Assembly - Brake Pedal R.H.	1
16	75-6510	Lever - Bracket	1			(Incl. Ref. #34 & 39)	
17	75-6550	Disc - Friction	1	36	75-1470	Shaft - Brake Pedal	1
18	75-6710	Decal - Fast/Slow	1	37	75-2170	Tube - Pump Control	1
18	93-6699	Decal - Fast/Slow (Europe)	1	38	3296-39	Nut - Lock	1
18	84-3500	Decal - Fast/Slow (Japan)	1	39	302-5	Fitting - Grease	1
19	233-42	Knob	1	40	3272-10	Pin - Cotter	4
20	75-6490	Lever - Pedal Stop	1	41	32121-50	Pin - Roll	1
21	3290-461	Washer - Belleville	1	42	5-0652	Spacer	1

*Not Illustrated

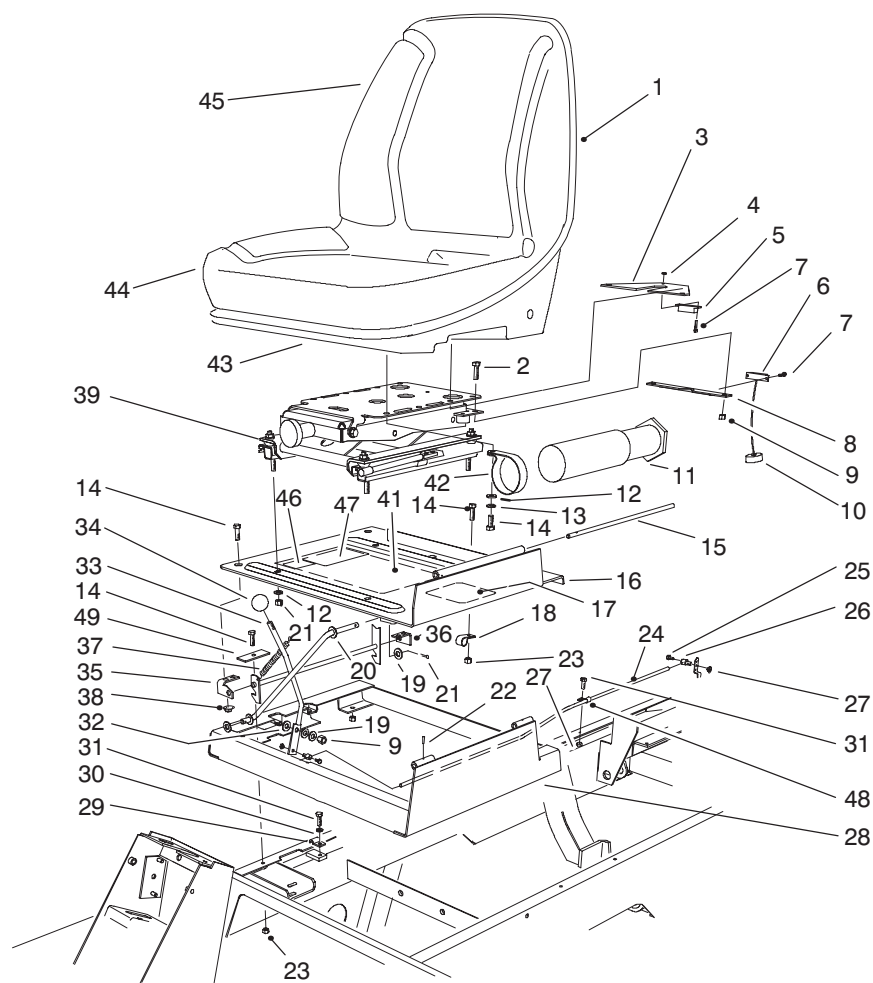


T-1891B

SEAT & THROTTLE ASSEMBLY

Ref. No.	Part No.	Description	No. Used
1	351-78	Edging	1
2	323-4	Screw - Cap Hex. Hd.	2
3	75-4370	Bracket - Switch (Seat)	1
4	3296-54	Nut - Lock	4
5	92-8753	Magnet - Reed Switch	1
6	92-8001	Sensor - Reed Switch	1
7	3250-29	Screw - Cap Hex. Hd.	4
8	75-4360	Bracket - Switch	1
9	3296-39	Nut - Lock	3
10	93-0140	Grommet	1
11	74-0720	Tube - Manual	1
12	3256-23	Washer - Flat	8
13	3253-4	Washer - Lock	4
14	322-3	Screw - Cap Hex. Hd.	13
15	75-3400	Shaft - Seat Pivot	1
16	93-9976	Assembly - Seat Plate (Incl. Ref. #10)	1
17	85-4530	Decal - Danger	1
17	93-8060	Decal - Danger (Europe)	1
17	92-1108	Decal - Danger (Japan)	1
18	2412-93	Clamp - R	1
19	3256-24	Washer - Flat	3
20	75-3680	Rod - Seat	1
21	3272-10	Pin - Cotter	2
22	32121-38	Pin - Roll	1

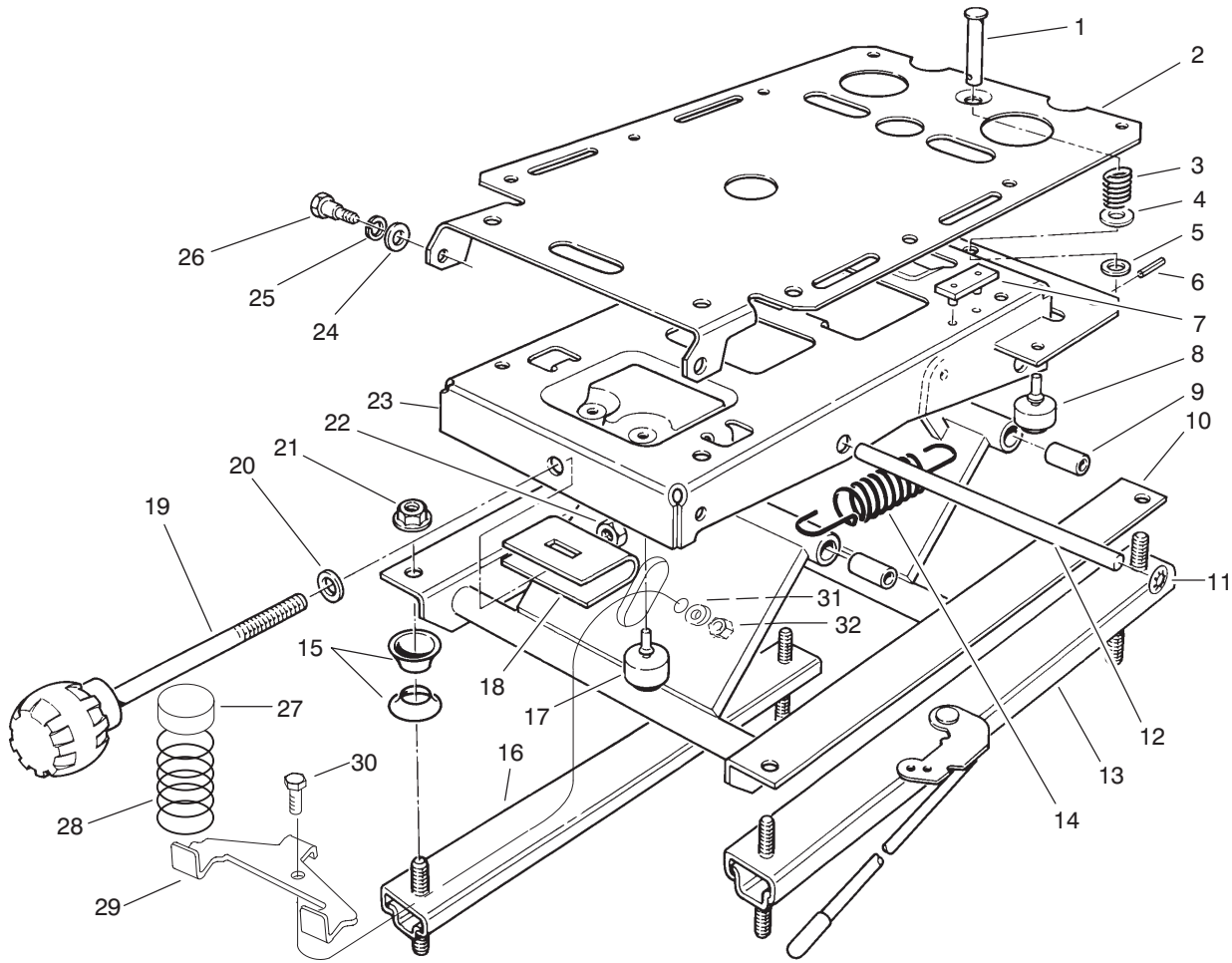
Ref. No.	Part No.	Description	No. Used
23	3296-29	Nut - Lock	10
24	93-0073	Cable - Throttle	1
25	25-8640	Screw - Hex. Head	2
26	93-0021	Asm. - Throttle Cable Swivel	2
27	3296-3	Nut - Lock	3
28	93-9973	Frame - Seat	1
29	3-6657	Clamp - Cable	1
30	3253-3	Washer - Lock	1
31	321-4	Screw - Cap Hex. Hd.	2
32	66-2920	Washer - Friction	2
33	75-3430	Rod - Throttle	1
34	233-42	Knob - Throttle	1
35	93-9979	Latch - Seat	1
36	93-9983	Bracket - Seat Latch	2
37	66-4190	Spring	1
38	32128-25	Nut - Flange	4
39		Asm. - Seat Suspension	1
41	85-4610	Decal - Clip	1
41	92-1128	Decal - Clip (Spanish)	1
41	92-1130	Decal - Clip (French)	1
41	92-1129	Decal - Clip (German)	1
41	92-1131	Decal - Clip (Swedish)	1
41	92-1127	Decal - Service (Italian)	1
41	93-8057	Decal - Clip (Portuguese)	1
41	93-8058	Decal - Clip (Norwegian)	1



T-1891B

SEAT & THROTTLE ASSEMBLY (Continued)

Ref. No.	Part No.	Description	No. Used	Ref. No.	Part No.	Description	No. Used
41	93-8059	Decal - Clip (Finnish)	1	44	92-6533	Kit - Cushion, Replacement	1
41	92-1125	Decal - Clip (Danish)	1	45	92-1180	Assembly - Seat	1
41	92-1126	Decal - Clip (Dutch)	1	46	63-9920	Decal - EEC 105	1
41	92-1124	Decal - Clip (Japan)	1	47	92-5524	Decal - Noise Rating, 90	1
42	2412-133	Clamp - R	2	48	2412-72	R-Clamp	1
43	92-6534	Shell - Seat	1	49	93-3641	Plate - Idler Stop	1

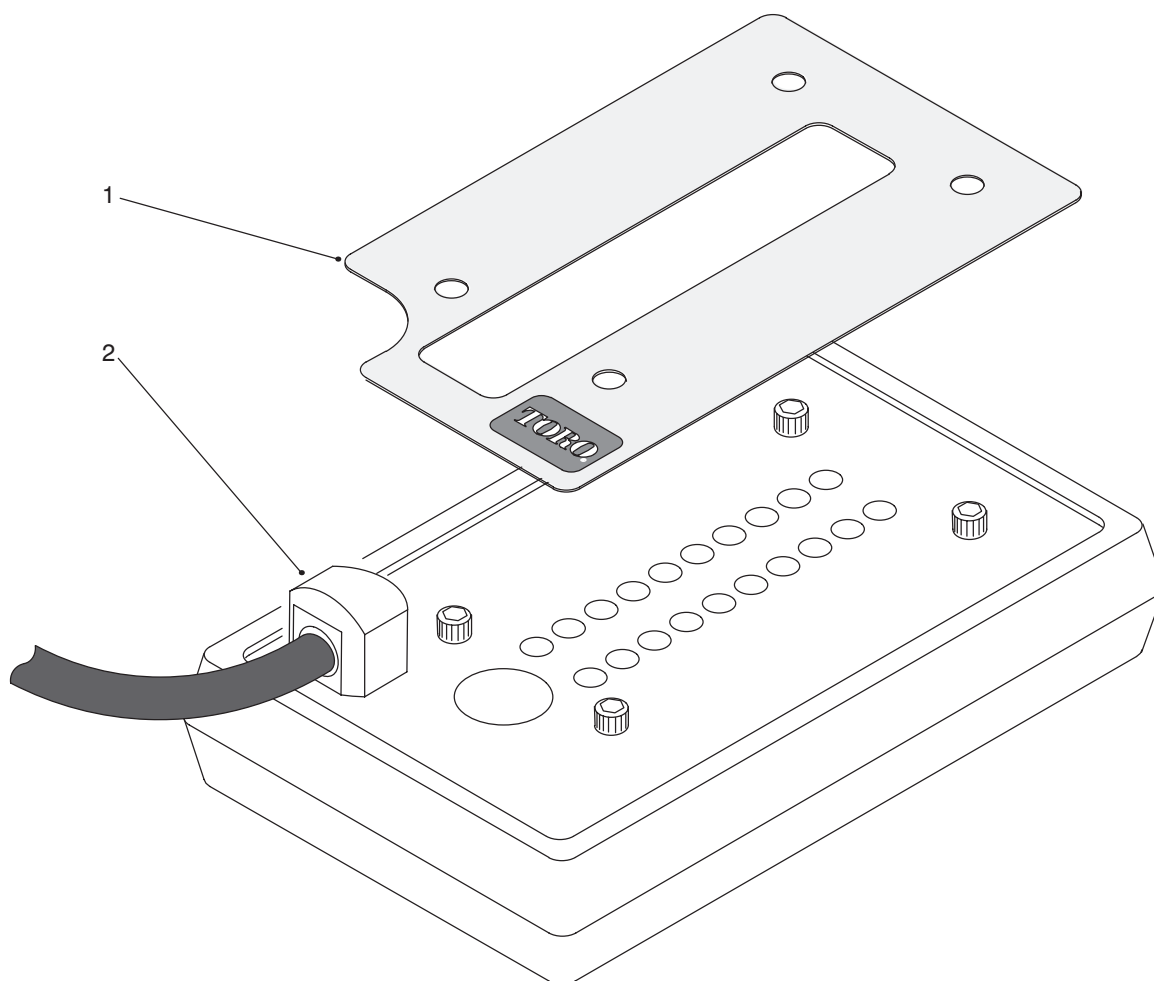


T-1031A

SEAT SUSPENSION ASSEMBLY

Ref. No.	Part No.	Description	No. Used
1	80-4860	Pin - Clevis	1
2	75-3580	Plate - Mounting, Seat	1
3	75-3530	Spring - Compression	1
4	3256-5	Washer - Flat	1
5	3256-24	Washer	1
6	75-3540	Pin - Roll	1
7	75-3550	Bumper - Seat	2
8	76-2940	Bumper - Rubber	2
9	76-1920	Bushing - Sleeve	4
10	66-8610	Weldment - Lower	1
11	66-8560	Nut - Push	4
12	76-1910	Shaft - Pivot	2
13	82-9060	Adjuster W/Handle	1
14	76-1940	Spring - Extension	2
15	66-9290	Spacer	6
16	66-8530	Adjuster	1

Ref. No.	Part No.	Description	No. Used
17	66-8520	Bumper - Down-stop	2
18	77-2870	Weldment - Hanger	1
19	76-1930	Knob - Tension Adjustment	1
20	3256-46	Washer - Flat	1
21	32128-26	Nut - Flange	4
22	3296-44	Nut - Lock	1
23	75-3480	Weldment - Upper	1
24	3256-26	Washer - Flat	2
25	3253-6	Washer - Lock	2
26	75-3510	Bolt - Shoulder	2
27	93-3164	Cap	2
28	93-3163	Spring	2
29	93-3165	Bracket	1
30	322-6	Screw - Cap Hex Head	1
31	3253-33	Washer - Lock	1
32	3217-6	Nut - Hex	1



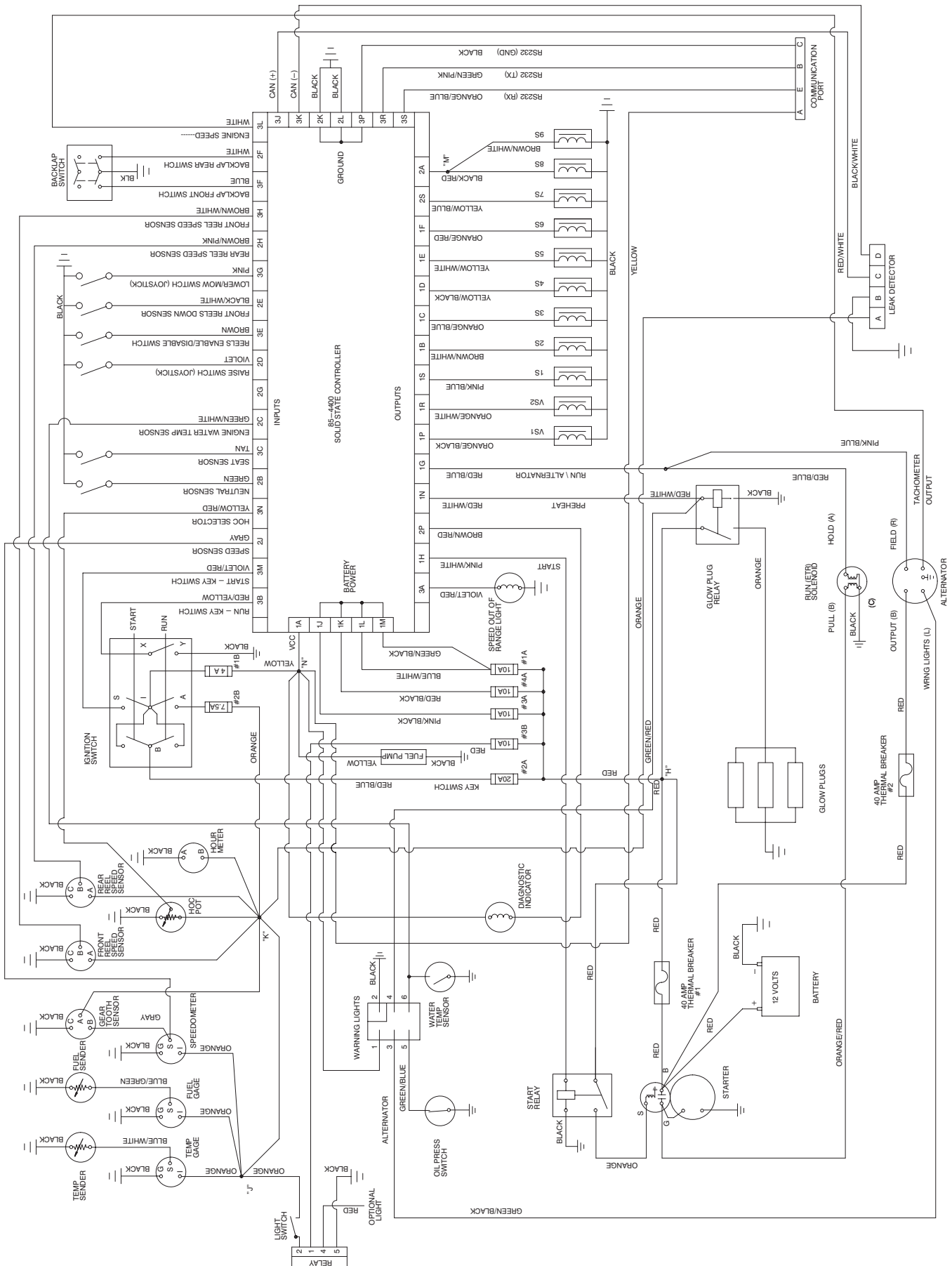
T-1458

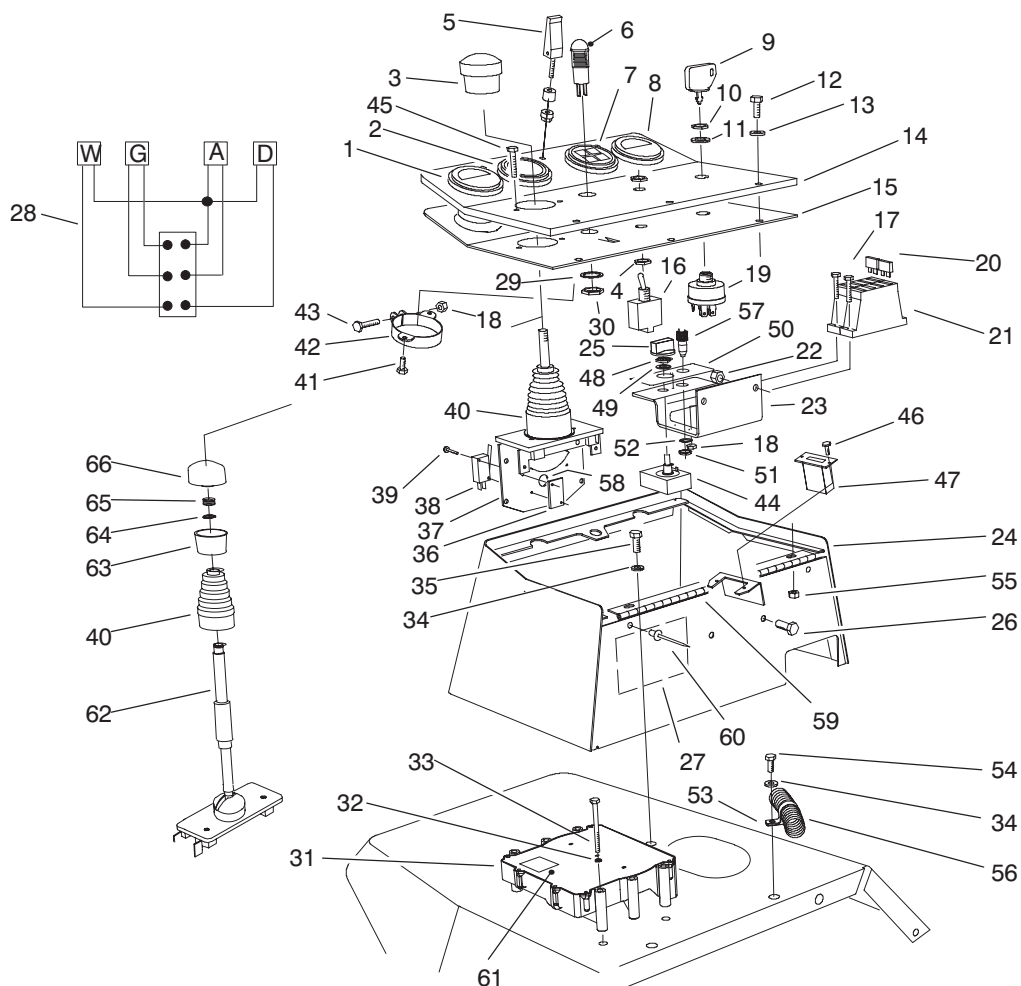
DIAGNOSTIC-ACE DISPLAY ASSEMBLY

Ref. No.	Part No.	Description	No. Used
1	85-4760	Decal - Diagnostic-ACE RM 5300D V 1.0	1
1	93-8081	Decal - Diag. (Spanish)	1
1	93-8083	Decal - Diag. (French)	1
1	93-8082	Decal - Diag. (German)	1
1	93-8084	Decal - Diag. (Swedish)	1
1	93-8080	Decal - Diag. (Italian)	1

Ref. No.	Part No.	Description	No. Used
1	93-8085	Decal - Diag. (Portuguese)	1
1	93-8086	Decal - Diag. (Norwegian)	1
1	93-8087	Decal - Diag. (Finnish)	1
1	93-8078	Decal - Diag. (Danish)	1
1	93-8079	Decal - Diag. (Dutch)	1
1	93-8089	Decal - Diag. (Japan)	1
2	85-4750	Display - Diagnostic-ACE	1

ELECTRICAL SCHEMATIC





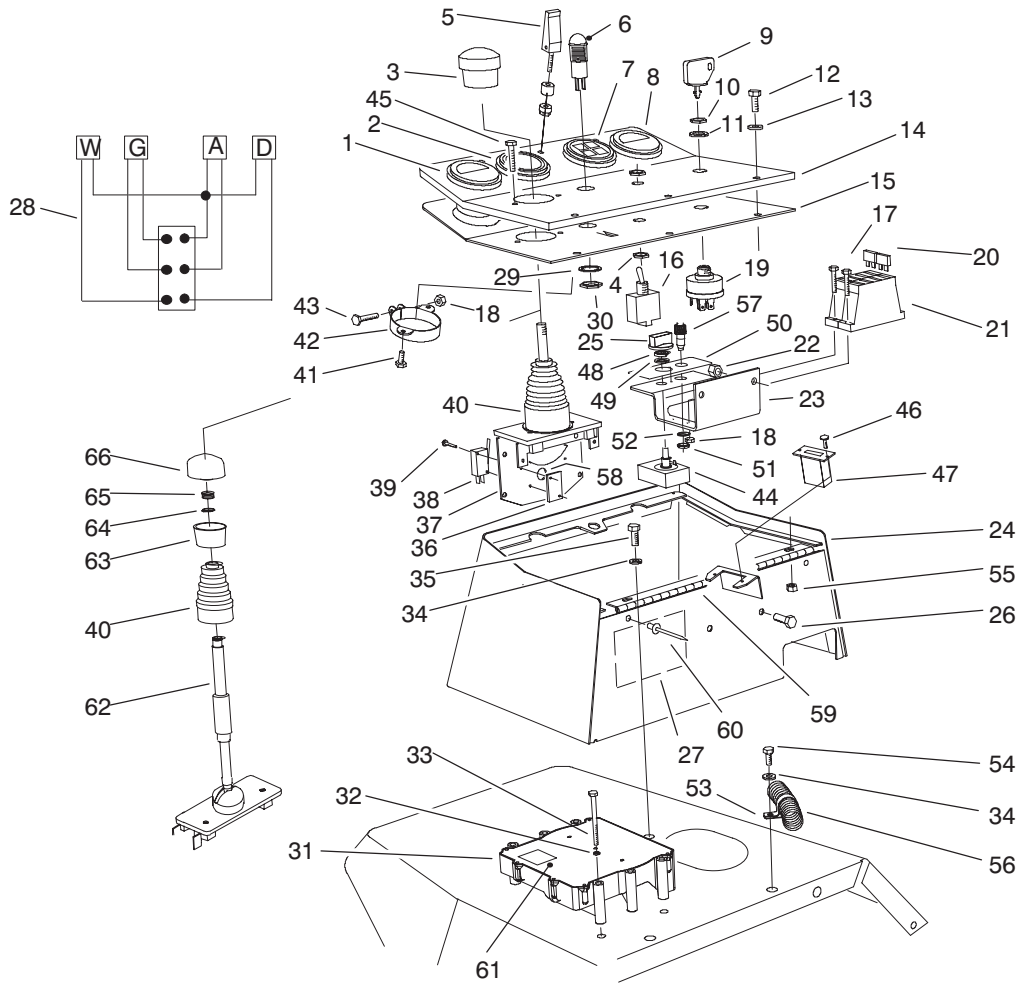
T-1501F

CONTROL CONSOLE ASSEMBLY

Ref. No.	Part No.	Description	No. Used	Ref. No.	Part No.	Description	No. Used
1	93-8497	Gauge - Fuel	1	†20	218-573	Fuse - 5A	2
2	85-4420	Gauge - Speedometer	1	*†	218-578	Fuse - 10A	3
3	3290-489	Knob - Lift Control	1	†21	67-7160	Block - Fuse	2
4	218-498	Nut - Hex.	4	22	3296-42	Nut - Lock	4
5	74-5950	Assembly - Swell Latch	1	23	93-7587	Bracket - Fuse Block	1
6	44-2210	Assembly - Warning Light (Incl. Ref. #29 & 30)	1	24	75-5740	Box - Control	1
*	218-533	Lens - Red	1	25	85-4480	Knob	1
■		Bulb - #1815	1	26	321-39	Screw - Cap Hex. Hd.	2
7	66-2960	Cluster - Warning	1	27	94-6766	Decal - Fuses	1
8	93-8496	Gauge - Temperature	1	27	94-6767	Decal - Fuses (Europe)	1
9	63-8360	Key - Ignition	1	27	94-6768	Decal - Fuses (Japan)	1
10	218-446	Nut - Locking	1	28	75-4710	Warning Light Harness (Incl. Ref. #51 & 52)	1
11	218-447	Washer - E.T.L.W.	1	*	219-17	Bulb - Light	4
12	3258-166	Screw - Phillips Hd.	5	29	218-536	Washer - Lock	1
13	3256-1	Washer - Flat	5	30	218-535	Nut - Lock	1
14	93-3140	Panel - Control	1	31	92-5720	Controller - Electronic Note: This part must be programmed by distributor before installation.	1
14	93-6683	Panel - Control (Europe)	1	32	3253-3	Washer - Lock	3
15	75-6270	Cover - Control Box	1	33	321-15	Screw - Cap Hex. Hd.	3
16	75-1010	Assembly - Toggle Switch (Incl. Ref. #4)	1	34	3256-3	Washer - Flat	3
17	32105-13	Screw - Cap Hex. Hd.	4	35	322-3	Screw - Cap Hex. Hd.	2
18	3296-2	Nut - Lock	5	36	3290-354	Plate - Nut	2
19	27-2360	Assembly - Ignition Switch (Incl. Ref. #9-11)	1				

*Not Illustrated
■Obtain Locally.

†Included in main wire harness assembly.



T-1501F

CONTROL CONSOLE ASSEMBLY (Continued)

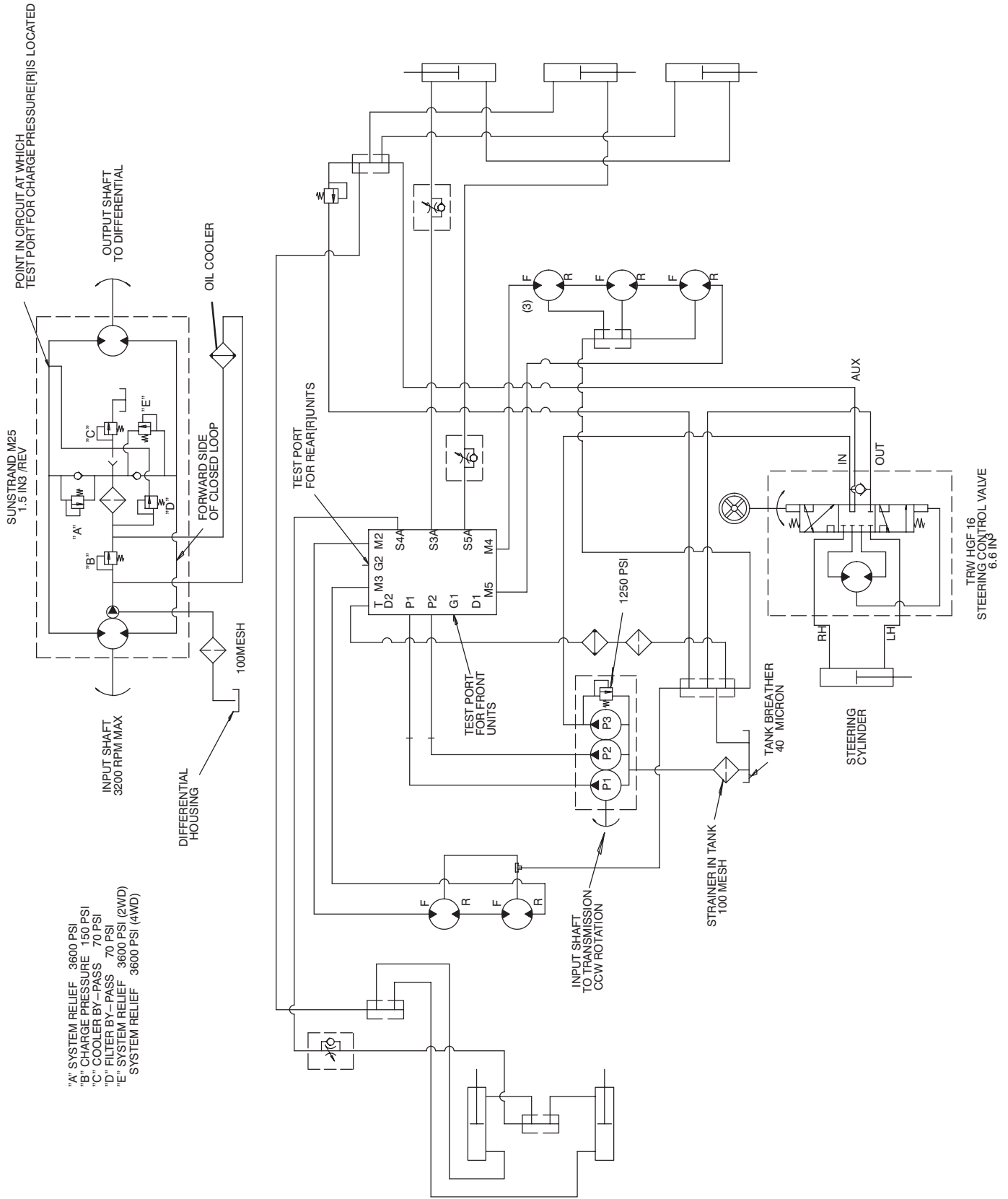
Ref. No.	Part No.	Description	No. Used
37	75-3420	Assembly - Lift Control (Incl. Ref. #3, 36 & 38-40)	1
37	94-6753	Assembly - Lift Control (Europe) (Incl. Ref. #36 38-40, 53, 62-66)	1
38	94-8104	Switch - Micro	2
39	94-8103	Screw - Cap Hex. Hd.	4
40	3290-488	Boot - Lift Control	1
41	32144-1	Screw - Cap Hex. Hd.	2
42	69-4780	Clamp - Light Cluster	1
43	32105-1	Screw - Cap Hex. Hd.	1
44	85-4470	Assembly - Potentiometer (Incl. Ref. #48 & 49) Note: Replacement of this part requires recalibration of electronic controller by distributor after installation.	1
45	3273-26	Screw - Hex. Socket Hd.	2
46	32144-18	Screw - Cap Hex. Hd.	2
47	75-6820	Meter - Hour	1
48		Nut - Lock	1
49		Washer - Lock	1
50	94-4934	Decal - HOC Selector	1
50	93-1268	Decal - HOC Selector (Europe)	1
50	92-1132	Decal - HOC Selector (Japan)	1

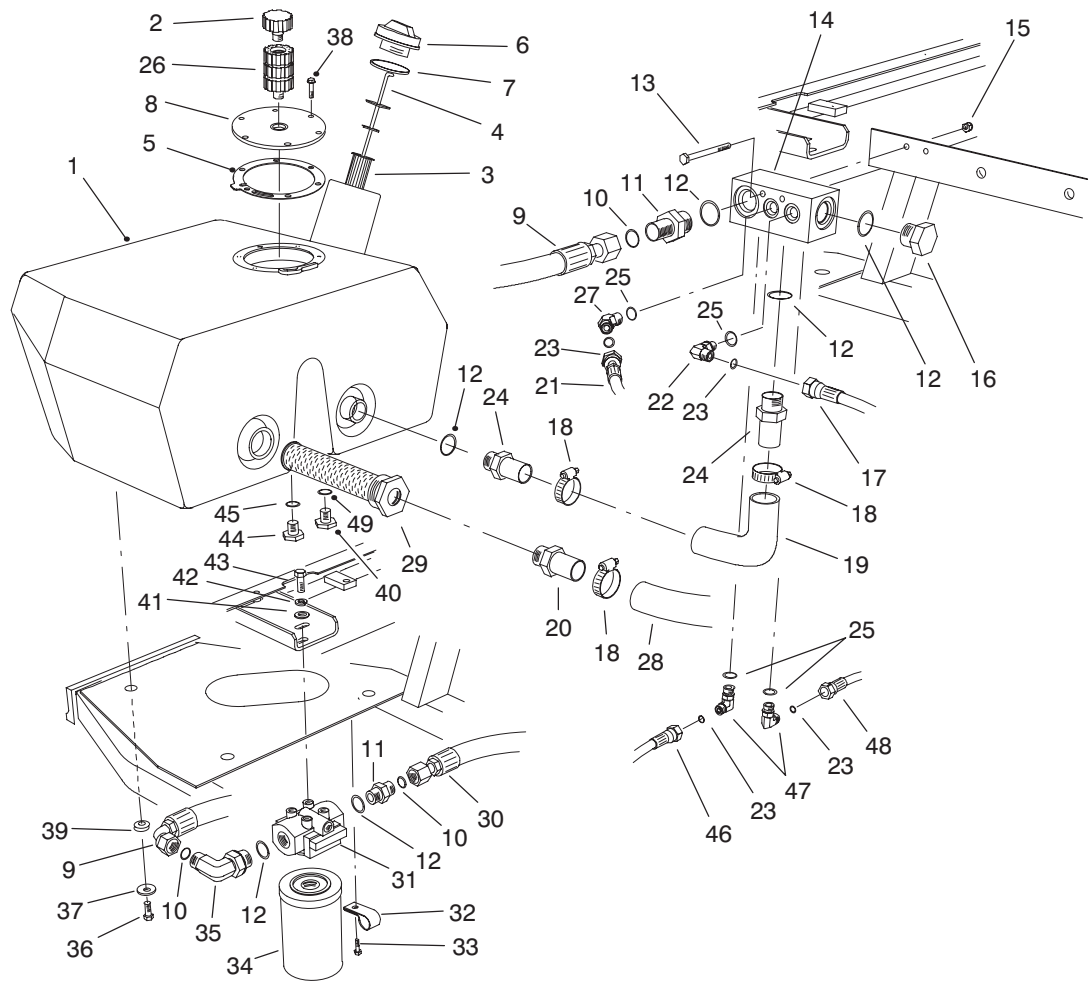
Ref. No.	Part No.	Description	No. Used
51		Nut - Lock	1
52		Washer - Lock	1
53	2412-126	Clamp-R	1
54	322-5	Screw - Cap Hex. Hd.	1
55	32128-33	Nut - Lock, Flange Hd.	3
56	94-6763	Asm. - Main Wire Harness	1
†57	85-4491	Lamp - Diagnostic	1
58	93-3625	Spring - Joystick Return	1
59	75-5780	Hinge - Cover	1
60	93-8744	Rivet	3
61	85-4440	Decal - ECU	1
61	93-8053	Decal - ECU (Europe)	1
62	94-8102	Tube - Interlock (Europe)	1
63	94-3055	Cap - Lower, Joystick (Europe)	1
64	94-3056	Ring - Retaining (Europe)	1
65	94-3057	Spring - Compression (Europe)	1
66	94-3058	Cap - Upper, Joystick (Europe)	1
*†	70-8570	Breaker - Circuit	2
*†	86-7560	Connector - Cover (3 Way)	3
*†	86-7550	Connector - Cover (2 Way)	2
*†	85-4650	Connector - Loop Back	1
*	219-19	Bulb - Light	1

*Not Illustrated

†Included in main wire harness assembly.

HYDRAULIC SCHEMATIC



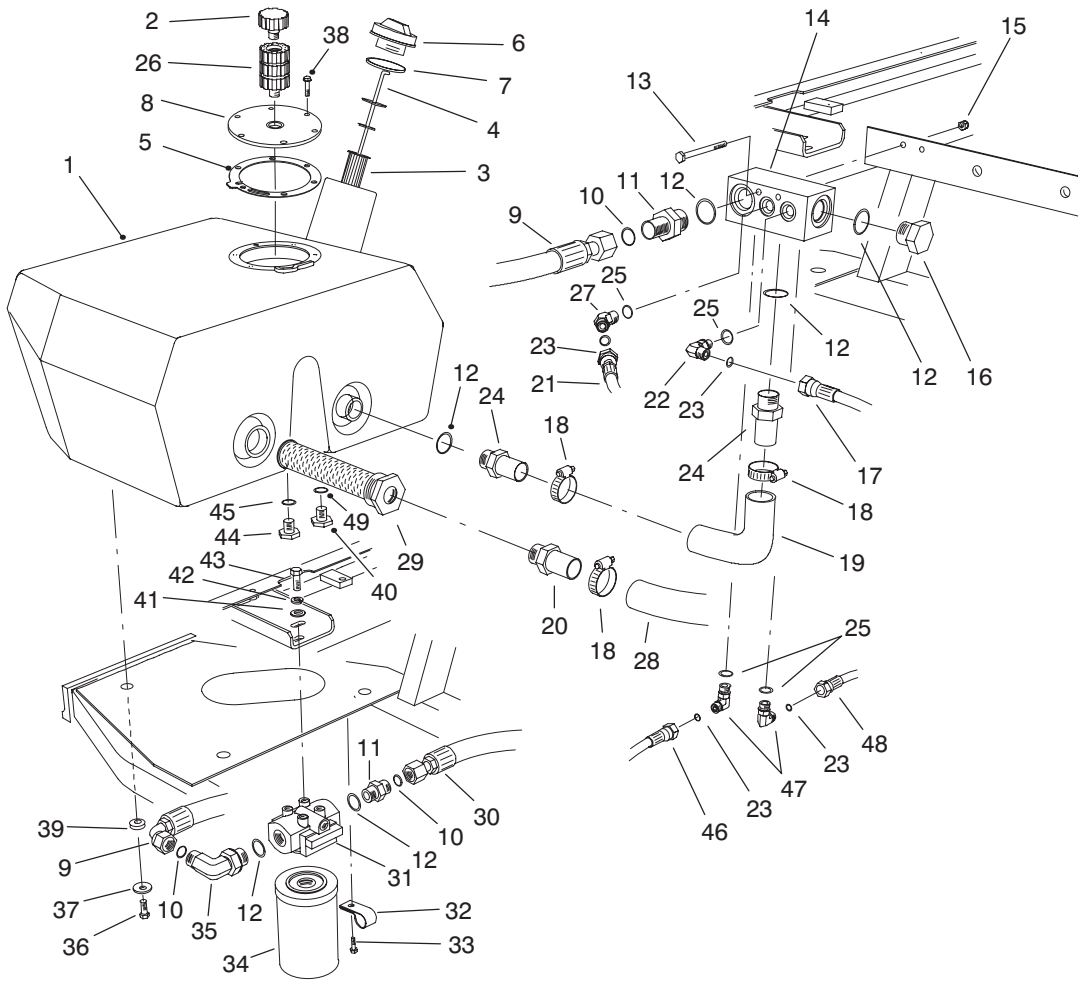


T-1048C

HYDRAULIC RESERVOIR ASSEMBLY

Ref. No.	Part No.	Description	No. Used
1	93-7488	Reservoir - Hydraulic	1
2	68-6150	Breather - Hydraulic Tank	1
3	61-2790	Screen - Filler	1
4	75-3710	Dipstick	1
5	93-7499	Gasket - Flange	1
6	93-7498	Plug - Plastic	1
7	237-101	O-Ring	1
8	93-7588	Cover - Tank	1
9	75-6130	Hose - Hydraulic	1
10	237-65	O-Ring	5
11	340-8	Fitting - Hydraulic Straight (Incl. Ref. #10 & 12)	2
12	237-81	O-Ring	4
13	321-23	Screw - Cap Hex. Hd.	2
14	92-9098	Manifold - Tank	1
15	3296-42	Nut - Lock	2
16	354-74	Fitting - Hydraulic Plug (Incl. Ref. #12)	1
17	75-6250	Hose - Hydraulic	1
18	2412-34	Clamp - Hose	3
19	75-5720	Hose - Hydraulic	1
20	353-682	Fitting - Hydraulic Straight	1
21	93-0119	Hose - Hydraulic	1
22	340-77	Fitting - Hydraulic 90° (Incl. Ref. #23 & 25)	1
23	237-22	O-Ring	6

Ref. No.	Part No.	Description	No. Used
24	354-73	Fitting - Hydraulic Straight (Incl. Ref. #12)	2
25	237-42	O-Ring	4
26	92-8020	Adapter - Breather	3
27	340-87	Fitting - Hydraulic 45° (Incl. Ref. #25 & 23)	1
28	75-6870	Hose - Hydraulic Suction	1
29	75-0550	Strainer - Suction	1
30	93-0077	Hose - Hydraulic	1
31	75-1300	Asm. - Hydraulic Filter Head	1
32	2412-93	Clamp - R	2
33	32144-10	Screw - Hex. Washer Hd.	2
34	75-1310	Element - Hydraulic Filter	1
35	340-139	Fitting - Hydraulic 90° (Incl. Ref. #10 & 12)	1
36	33105-025	Screw - Cap Hex. Hd.	3
37	63-8410	Washer - Flat	3
38	33104-020	Screw - Hex. Hd. Flange	6
39	240-11	Grommet	3
40	353-508	Plug - Hydraulic	1
41	3256-24	Washer - Flat	2
42	3253-21	Washer - Lock	2
43	323-4	Screw - Cap Hex. Hd.	2
44	353-550	Fitting - Plug (Incl. Ref. #45)	1
45	237-79	O-Ring	1

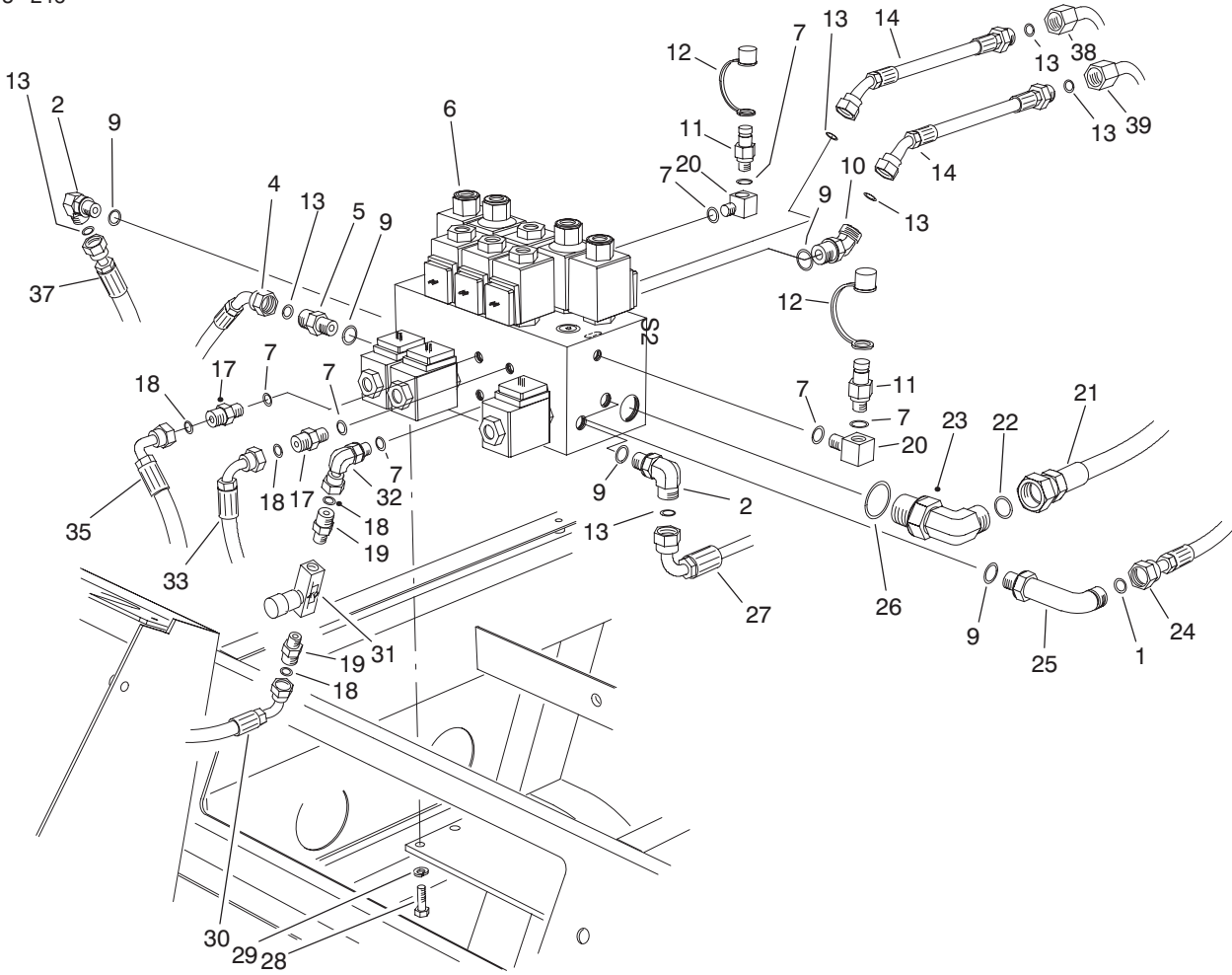


T-1048C

HYDRAULIC RESERVOIR ASSEMBLY (Continued)

Ref. No.	Part No.	Description	No. Used
46	92-9096	Assembly - Hose	1
47	340-82	Fitting - Hydraulic 90° (Incl. Ref. #23 & 25)	2

Ref. No.	Part No.	Description	No. Used
48	94-4916	Hose Asm. - Drain	1
49	237-42	O-Ring	1

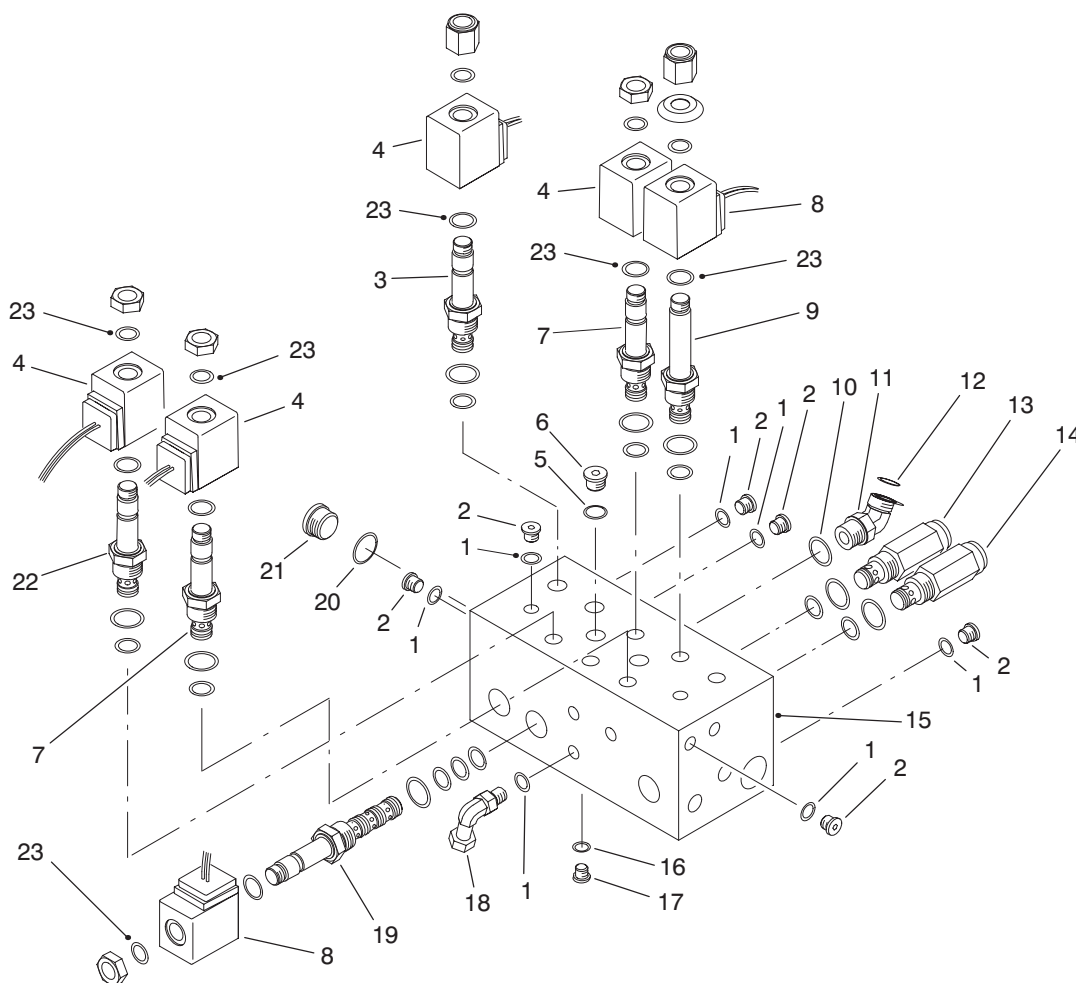


T-1094C

HYDRAULIC CONTROL MANIFOLD ASSEMBLY

Ref. No.	Part No.	Description	No. Used
1	237-22	O-Ring	1
2	340-98	Fitting - Hydraulic 90° (Incl. Ref. #1 & 9)	2
4	94-5444	Hose Asm. - Pressure #5	1
5	340-4	Fitting - Hydraulic Straight (Incl. Ref. #1 & 9)	1
6	93-3611	Asm. - Control Manifold	1
7	237-78	O-Ring	6
9	237-79	O-Ring	6
10	340-101	Fitting - Hydraulic 45° (Incl. Ref. #9 & 13)	2
11	354-77	Fitting - Test Port (Incl. Ref. #7)	2
12	354-79	Cap - Test Port	2
13	237-30	O-Ring	7
14	86-9190	Hose - Hydraulic	2
17	340-92	Fitting - Hydraulic Straight (Incl. Ref. #7 & 18)	2
18	237-21	O-Ring	4
19	340-13	Fitting - Hydraulic Straight (Incl. Ref. #18)	2

20	75-6640	Fitting - Hydraulic 90° (Incl. Ref. #7)	2
21	93-0078	Hose - Hydraulic	1
22	237-65	O-Ring	1
23	340-139	Fitting - Hydraulic 90° (Incl. Ref. #22 & 26)	1
24	94-4913	Hose Asm. - Pressure #2	1
25	93-3612	Fitting - Hydraulic 90° (Incl. Ref. #1 & 9)	1
26	237-81	O-Ring	1
27	94-4914	Hose Asm. - Pressure #3	1
28	322-3	Screw - Cap Hex. Hd.	4
29	3253-4	Washer - Lock	4
30	75-5900	Hose - Hydraulic	1
31	82-8270	Valve - Flow Control	1
32	340-143	Fitting - Hydraulic 90° (Incl. Ref. #7)	1
33	93-0118	Hose - Hydraulic	1
35	75-5890	Hose - Hydraulic	1
37	94-5447	Hose Asm. - Pressure #4	1
38	93-3642	Tube - Hydraulic	1
39	93-3643	Tube - Hydraulic	1

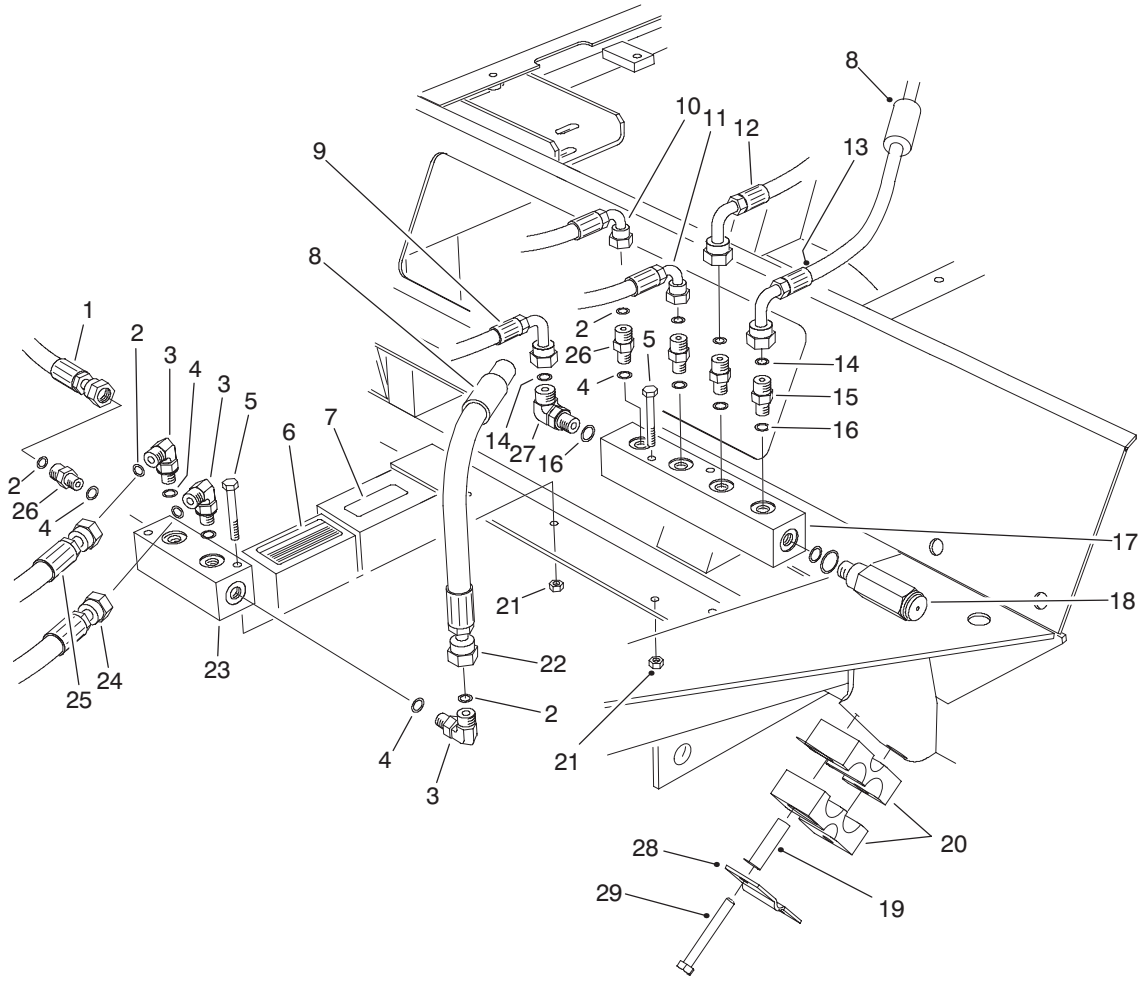


T-1503

CONTROL MANIFOLD ASSEMBLY

Ref. No.	Part No.	Description	No. Used	Ref. No.	Part No.	Description	No. Used
1	237-78	O-Ring	12	14	75-2010	Cartridge - Relief 2000 psi (Use Seal Kit #75-2080)	1
2	353-990	Plug (Incl. Ref. #1)	11	15		Body - Manifold	1
3	88-7020	Cartridge - N.O. (Use Seal Kit #75-2080)	2	16	237-156	O-Ring	2
4	88-9190	Solenoid - 20 Watt	6	17	353-991	Plug (Incl. Ref. #16)	2
5	237-42	O-Ring	2	18	340-143	Fitting - Hydraulic 90° (Incl. Ref. #1)	1
6	353-989	Plug (Incl. Ref. #5)	2	19	88-6960	Cartridge - 4W/2P (Use Seal Kit #75-2090)	3
7	94-2685	Cartridge - N.C. (Use Seal Kit #75-2080)	3	20	237-80	O-Ring	1
8	88-9200	Solenoid - 28 Watt	5	21	354-70	Plug (Incl. Ref. #20)	1
9	88-6970	Cartridge - N.O. (Use Seal Kit #75-2080)	2	22	92-6315	Cartridge - N.C. (Use Seal Kit #75-2080)	1
10	237-79	O-Ring	1	23	94-5438	Seal - Solenoid	12
11	340-101	Fitting - Hydraulic 45° (Incl. Ref. #10 & 12)	1	*	75-2080	Kit - Seal	10
12	237-30	O-Ring	1	*	75-2090	Kit - Seal	3
13	75-0920	Cartridge - Relief 3000 psi (Use Seal Kit #75-2080)	1				

*Not Illustrated

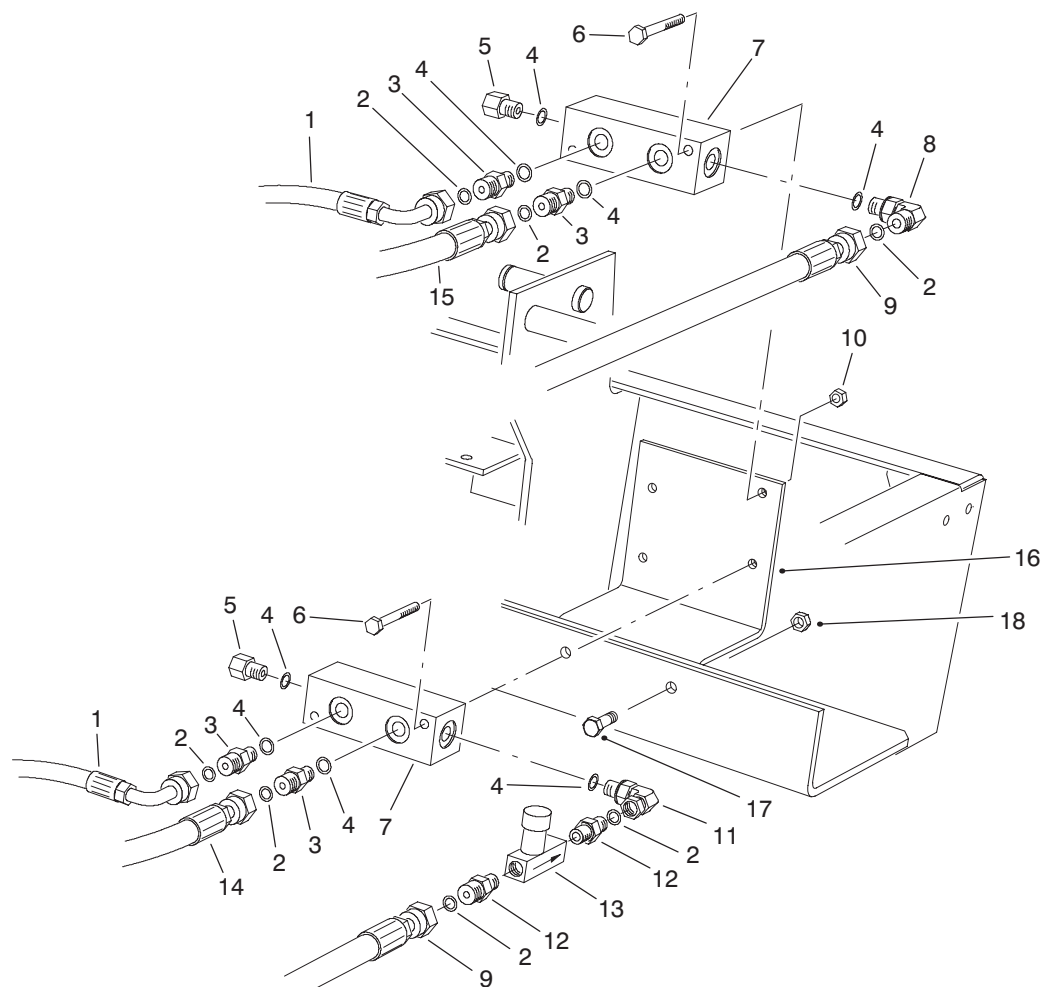


T-1058C

FRONT HYDRAULIC MANIFOLDS

Ref. No.	Part No.	Description	No. Used
1	94-5442	Hose Asm. - Drain	1
2	237-21	O-Ring	7
3	340-132	Fitting - Hydraulic 90° (Incl. Ref. #2 & 4)	3
4	237-78	O-Ring	7
5	321-18	Screw - Cap Hex. Hd.	4
6	88-0440	Decal - Floor Plate	1
6	93-6693	Decal - Floor Plate (Europe)	1
6	88-1900	Decal - Floor Plate (Japan)	1
7	85-4730	Decal - Oil	1
7	93-6686	Decal - Oil (Europe)	1
7	88-1980	Decal - Oil (Japan)	1
8	38-3400	Guard - Rubber	2
9	75-5940	Hose - Hydraulic	1
10	75-5890	Hose - Hydraulic	1
11	75-5910	Hose - Hydraulic	1
12	93-0118	Hose - Hydraulic	1
13	93-0119	Hose - Hydraulic	1
14	237-22	O-Ring	2

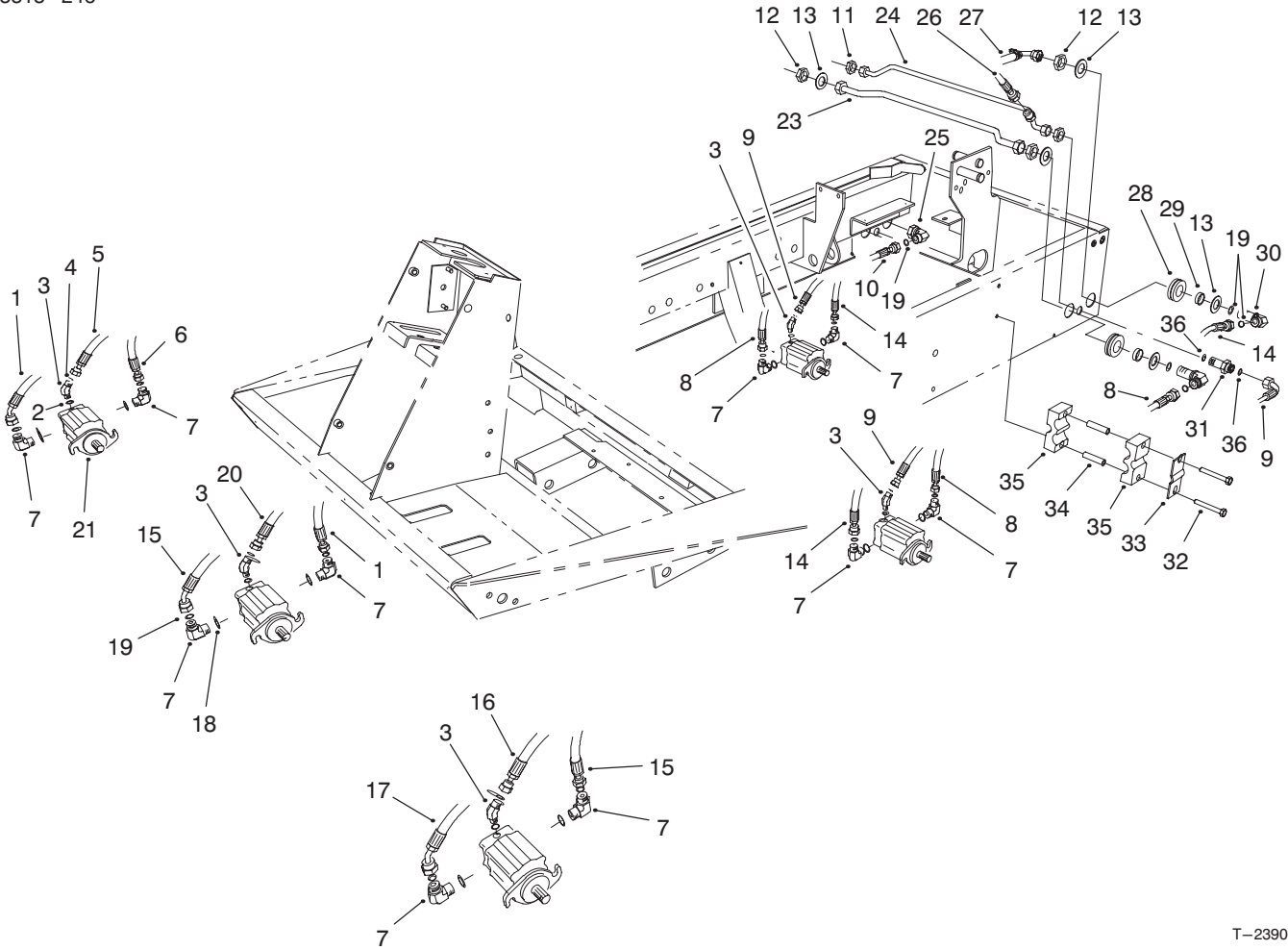
Ref. No.	Part No.	Description	No. Used
15	340-2	Fitting - Hydraulic Straight (Incl. Ref. #14 & 16)	2
16	237-42	O-Ring	2
17	93-0139	Manifold - Hydraulic	1
18	93-0143	Cartridge - Relief 250 psi (Use Seal Kit #75-2080)	1
19	93-7960	Spacer	4
20	82-8170	Clamp - Rubber	4
21	3296-42	Nut - Lock	4
22	92-9096	Hose - Hydraulic	1
23	75-1180	Manifold - Hydraulic	1
24	94-5445	Hose Asm. - Drain #4	1
25	94-5448	Hose Asm. - Drain #1	1
26	340-92	Fitting - Hydraulic Straight (Incl. Ref. #2 & 4)	4
27	340-77	Fitting - Hydraulic 90° (Incl. Ref. #14 & 16)	1
28	93-7961	Clamp	2
29	32144-58	Screw - Socket Hex. Hd.	4



T-1095B

REAR HYDRAULIC MANIFOLDS

Ref. No.	Part No.	Description	No. Used	Ref. No.	Part No.	Description	No. Used
1	75-6180	Hose – Hydraulic	2	10	32128-33	Nut – Lock	4
2	237-21	O-Ring	7	11	340-143	Fitting – Hydraulic 90° (Incl. Ref. #4)	1
3	340-92	Fitting – Hydraulic Straight (Incl. Ref. #2 & 4)	4	12	340-13	Fitting – Hydraulic Straight (Incl. Ref. #2)	2
4	237-78	O-Ring	8	13	82-8270	Valve – Flow Control	1
5	353-512	Fitting – Hydraulic Plug (Incl. Ref. #4)	2	14	75-6080	Hose – Hydraulic	1
6	321-11	Screw – Cap Hex. Hd.	4	15	75-6070	Hose – Hydraulic	1
7	75-1180	Manifold	2	16	94-4920	Plate – Mounting Valve	1
8	340-132	Fitting – Hydraulic 90° (Incl. Ref. #2 & 4)	1	17	322-5	Screw – Cap Hex. Hd.	2
9	93-0118	Hose – Hydraulic	2	18	32128-20	Nut – Flange Lock	2

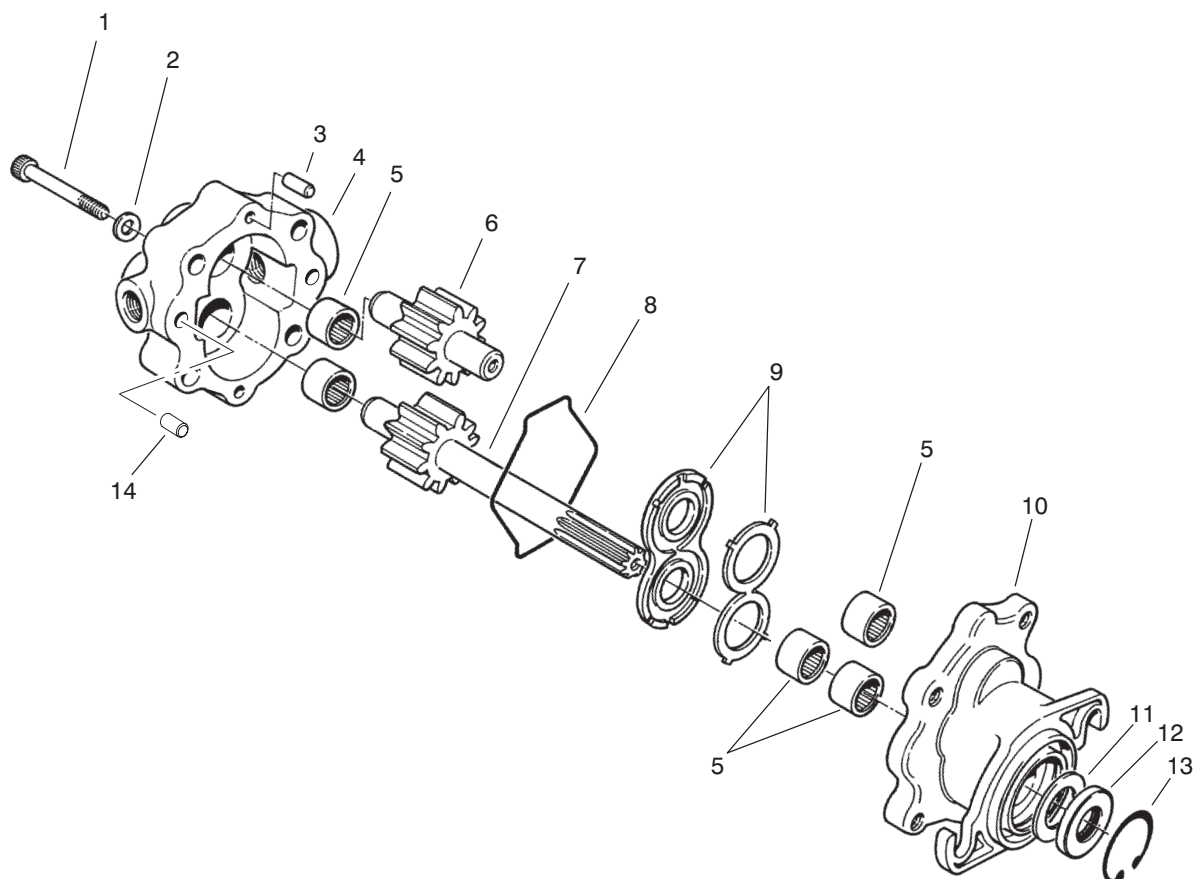


T-2390

CUTTING UNIT HYDRAULIC COMPONENTS

Ref. No.	Part No.	Description	No. Used
1	94-5443	Hose Asm. - Pressure #1, 5	5
2	237-78	O-Ring	5
3	340-103	Fitting - Hydraulic 45° (Incl. Ref. #2 & 4)	5
4	237-21	O-Ring	5
5	94-5442	Hose Asm. - Drain #5	1
6	94-5444	Hose Asm. - Pressure #5	1
7	340-98	Fitting - Hydraulic 90° (Incl. Ref. #18 & 19)	10
8	94-4911	Hose Asm. - Pressure #2, 3	2
9	94-4915	Hose Asm. - Drain #2, 3	2
10	94-4914	Hose Asm. - Pressure #3	1
11	340-7	Nut - Bulkhead	2
12	340-127	Nut - Bulkhead	4
13	69-8930	Washer - Flat	8
14	94-4912	Hose Asm. - Pressure #2, 3	2
15	94-5446	Hose Asm. - Pressure #1, 4	1
16	94-5445	Hose Asm. - Drain #4	1
17	94-5447	Hose Asm. - Pressure #4	1
18	237-79	O-Ring	10

Ref. No.	Part No.	Description	No. Used
19	237-30	O-Ring	19
20	94-5448	Hose Asm. - Drain #1	1
21	93-1375	Motor - Hydraulic	5
23	94-4918	Tube Asm. - Pressure #2, 3	1
24	94-4917	Tube Asm. - Drain #2, 3	1
25	94-6031	Fitting - Hydraulic (Incl. Ref. #19)	1
26	94-4916	Hose Asm. - Drain, Return	1
27	94-4913	Hose Asm. - Pressure #2	1
28	240-5	Grommet - Rubber	4
29	69-8960	Spacer	4
30	93-9151	Fitting - Hydraulic (Incl. Ref. #19)	4
31	340-71	Fitting - Hydraulic (Incl. Ref. #36)	2
32	32144-58	Screw - Socket Hex. Hd.	4
33	93-7961	Clamp - Case Drain	2
34	93-7960	Spacer	4
35	82-8170	Clamp	4
36	237-22	O-Ring	4

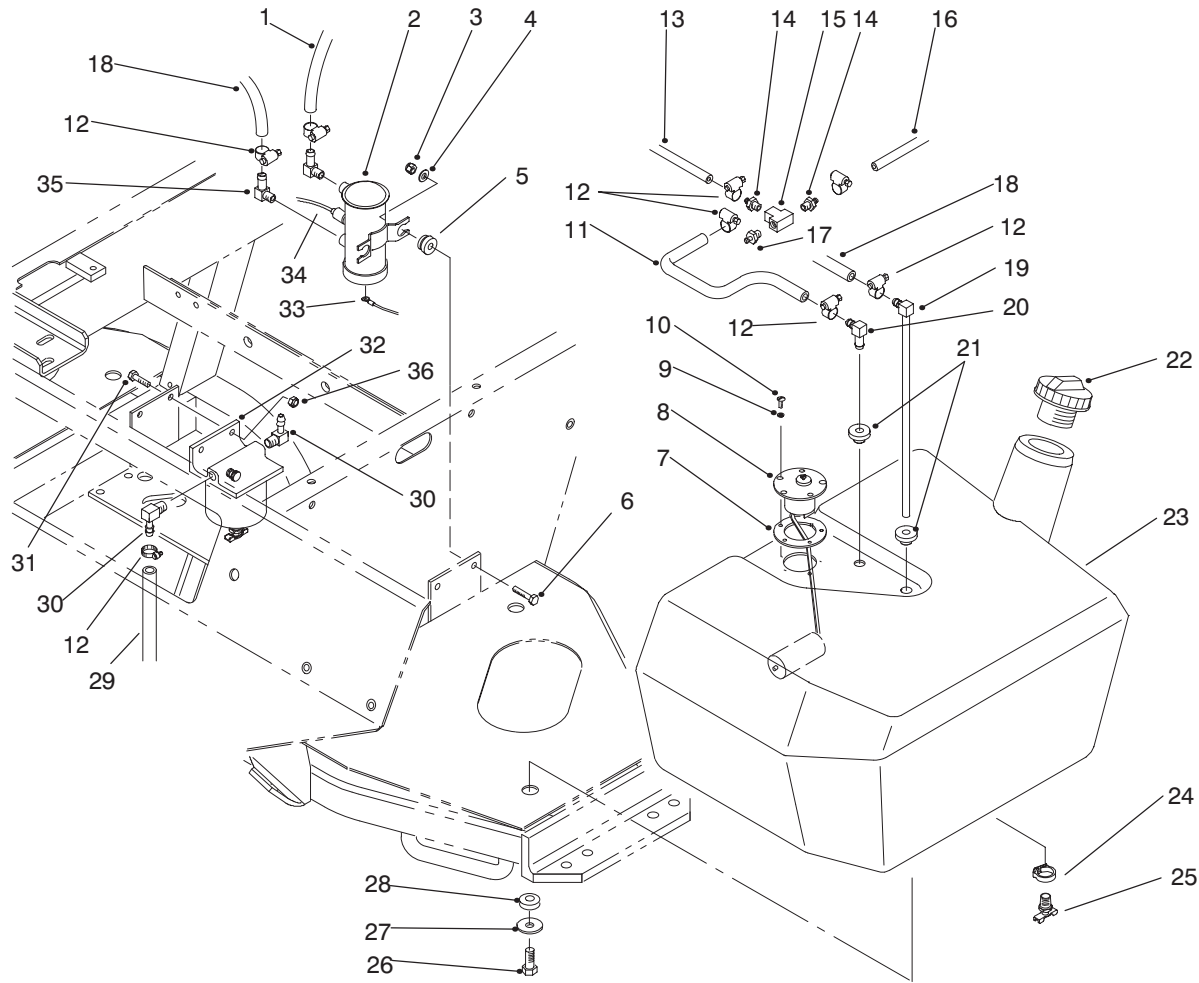


T-1872

REEL MOTOR ASSEMBLY NO. 93-1375

Ref. No.	Part No.	Description	No. Used	Ref. No.	Part No.	Description	No. Used
1	354-50	Screw-Hex Socket Hd.	4	9	74-3810	Assembly - Load Plate	1
2	354-51	Washer	4	10	92-8795	Assembly - Body (Incl. Ref. #5)	1
3	353-599	Pin-Dowel	2	†11		Spacer	1
4	93-3614	Cover Asm. (Incl. Ref. #5)	1	†12		Seal-Shaft	1
†5		Bearing-Needle	5	13	32151-41	Ring - Retaining	1
6	93-3616	Assembly - Idler Gear	1	14	92-8796	Pin - Dowel	2
7	93-3615	Assembly - Drive Shaft	1	*	92-8863	Repair Kit (Incl. Ref. #8, & 11-13)	1
8	354-46	Ring-Seal	1				

*Not Illustrated



T-1884

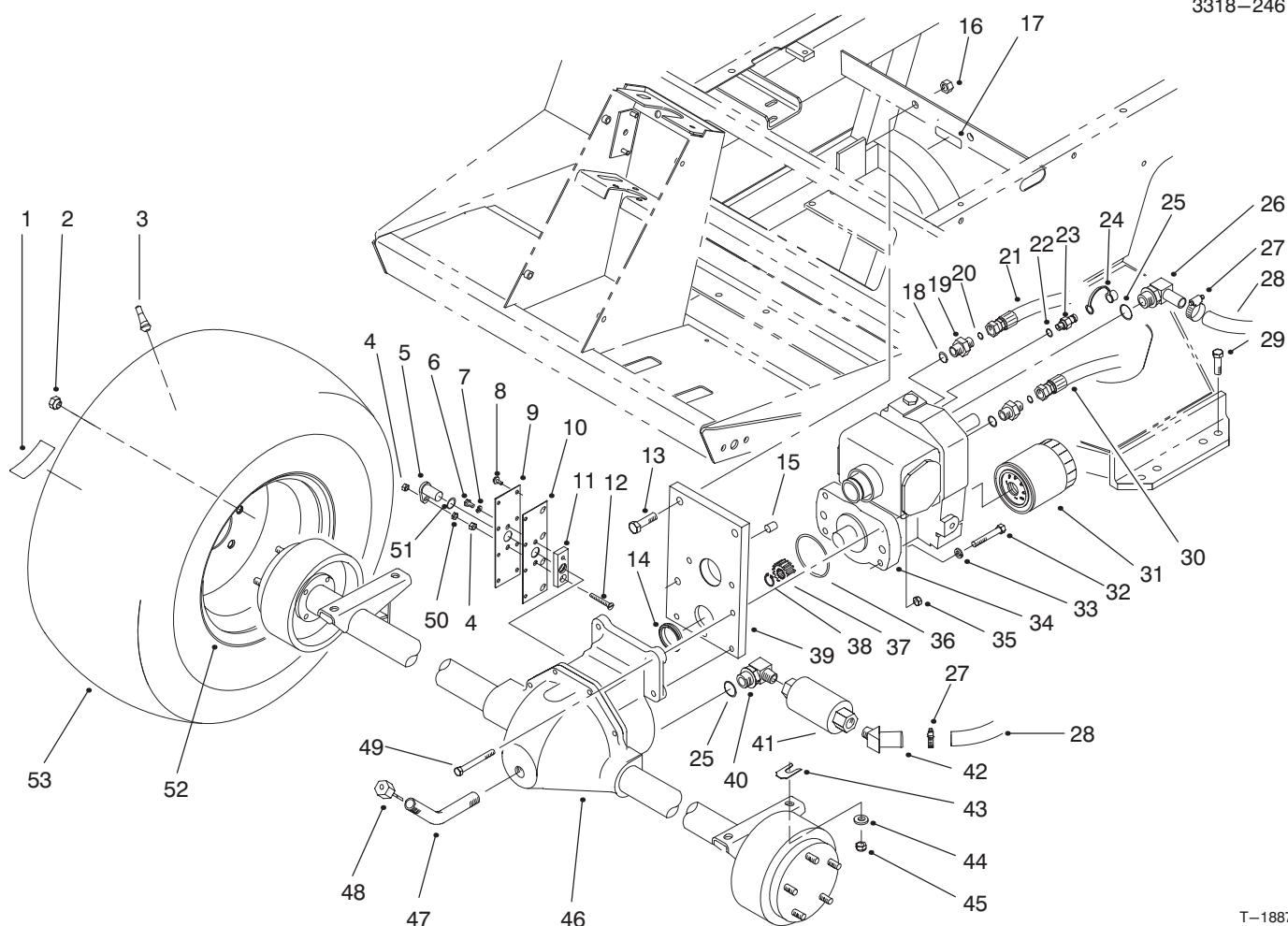
FUEL TANK ASSEMBLY

Ref. No.	Part No.	Description	No. Used
1	63-7610	Hose - Fuel	1
2	53-8150	Assembly - Fuel Pump (Incl. Ref. #5 & 33-34)	1
3	3296-42	Nut - Lock	2
4	3256-22	Washer - Flat	2
†5		Mount - Rubber	2
6	321-8	Screw - Cap Hex. Hd.	2
7	62-7650	Gasket - Sending Unit	1
8	63-7640	Unit - Sending	1
9	3253-15	Washer - Lock	5
10	32122-24	Screw - Round Hd.	5
11	27-5340	Hose - Fuel	1
12	2412-108	Clamp - Hose	11
13	75-4700	Hose - Fuel	1
14	354-22	Fitting - Fuel, Straight	2
15	354-20	Fitting - Fuel Tee	1
16	75-4701	Hose - Fuel	1
17	354-21	Fitting - Fuel Straight	1
18	44-2670	Hose - Fuel	1

Ref. No.	Part No.	Description	No. Used
19	66-8121	Standpipe - Elbow 90°	1
20	46-6550	Connector - Fuel, Elbow 90°	1
21	46-6560	Grommet	2
22	93-3102	Cap - Fuel Tank	1
23	94-3570	Assembly - Fuel Tank (Incl. Ref. #24-25)	1
24	2412-36	Clamp - Drain	1
25	304-46	Fitting - Drain	1
26	33103-025	Screw - Hex. Hd. Flange	3
27	63-8410	Washer - Flat	3
28	240-11	Grommet	3
29	63-7628	Hose - Fuel	1
30	353-781	Fitting - 90°	2
31	321-6	Screw - Cap Hex. Hd.	2
32	63-7650	Filter - Fuel	1
33	70-8530	Wire - Fuel Pump	1
34	218-579	Wire - Fuel Pump	1
35	67-1690	Fitting - Fuel Elbow 90°	2
36	32128-33	Nut - Lock Flange	2

*Not Illustrated

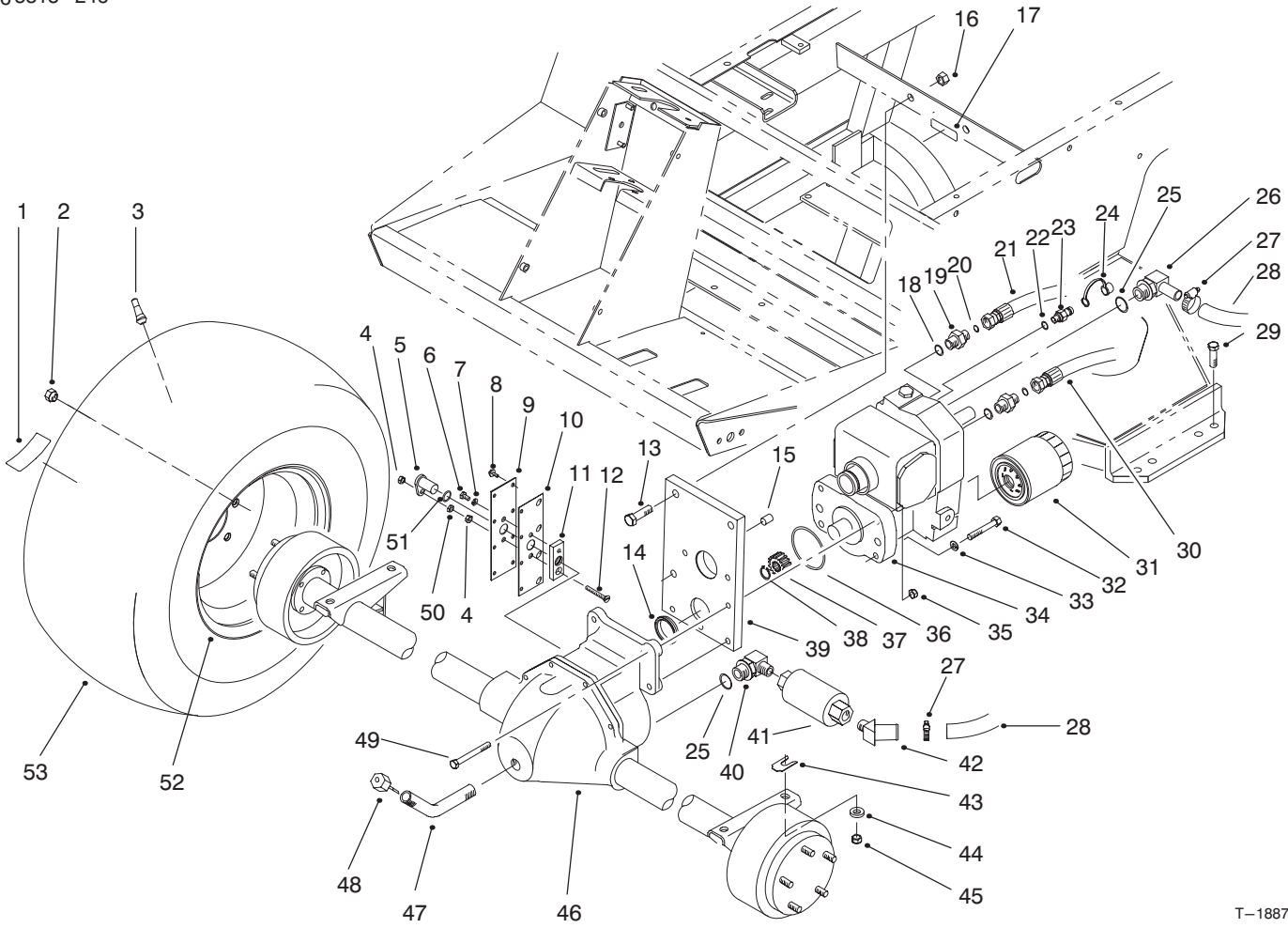
†Not Serviced Separately



T-1887

FRONT AXLE & TRANSMISSION ASSEMBLY

Ref. No.	Part No.	Description	No. Used	Ref. No.	Part No.	Description	No. Used
1	76-8730	Decal - Bolt Torque	2	23	354-77	Fitting - Hydraulic Test Port (Incl. Ref. #22)	1
2	23-7270	Nut - Lug	10	24	354-79	Cap - Test Port	1
3	232-27	Stem - Valve	2	25	237-81	O-Ring	2
4	3296-56	Nut - Lock	2	26	75-4720	Fitting - Hydraulic 90° (Incl. Ref. #25)	1
5	85-4350	Sensor - Gear Tooth	1	27	2412-129	Clamp - Hose	2
6	321-2	Screw - Cap Hex. Hd.	1	28	75-6350	Hose	1
7	3253-3	Washer - Lock	1	29	324-7	Screw - Cap Hex. Hd.	4
8	32144-112	Screw - Cap Hex. Hd.	8	30	93-0075	Hose - Hydraulic	1
9	85-4330	Cover - Gear	1	31	75-1330	Filter - Oil	1
10	92-5797	Gasket - Axle	1	32	323-12	Screw - Cap Hex. Hd.	2
11	85-4340	Plate - Sensor Mounting	1	33	3253-21	Washer - Lock	2
12	32108-9	Screw - Machine	1	34	75-0012	Assembly - Transmission	1
13	325-7	Screw - Cap Hex. Hd.	2	35	3296-39	Nut - Lock	2
14	75-3110	Collar - Transmission	1	36	237-161	O-Ring	1
15	92-4808	Sleeve - Trans. Pilot	1	37	86-7220	Gear - Pinion	1
16	3296-23	Nut - Lock	2	38	32151-62	Ring - Retaining	1
17	77-0490	Decal - Bolt	1	39	92-4846	Asm. - Trans. Support (Incl. Ref. #14 & 15)	1
17	93-6691	Decal - Bolt (Europe)	1	40	354-75	Fitting - Hydraulic 90° (Incl. Ref. #25)	1
17	80-4880	Decal - Bolt (Japan)	1	41	75-6340	Strainer - In-Line	1
18	237-79	O-Ring	2	42	354-72	Fitting - Hydraulic 45°	1
19	340-3	Fitting - Hydraulic, Straight (Incl. Ref. #18 & 20)	2	43	42-6080	Shim - Axle	A/R
20	237-22	O-Ring	2	44	66-6480	Washer - Flat	4
21	93-0076	Hose - Hydraulic	1				
22	237-78	O-Ring	1				

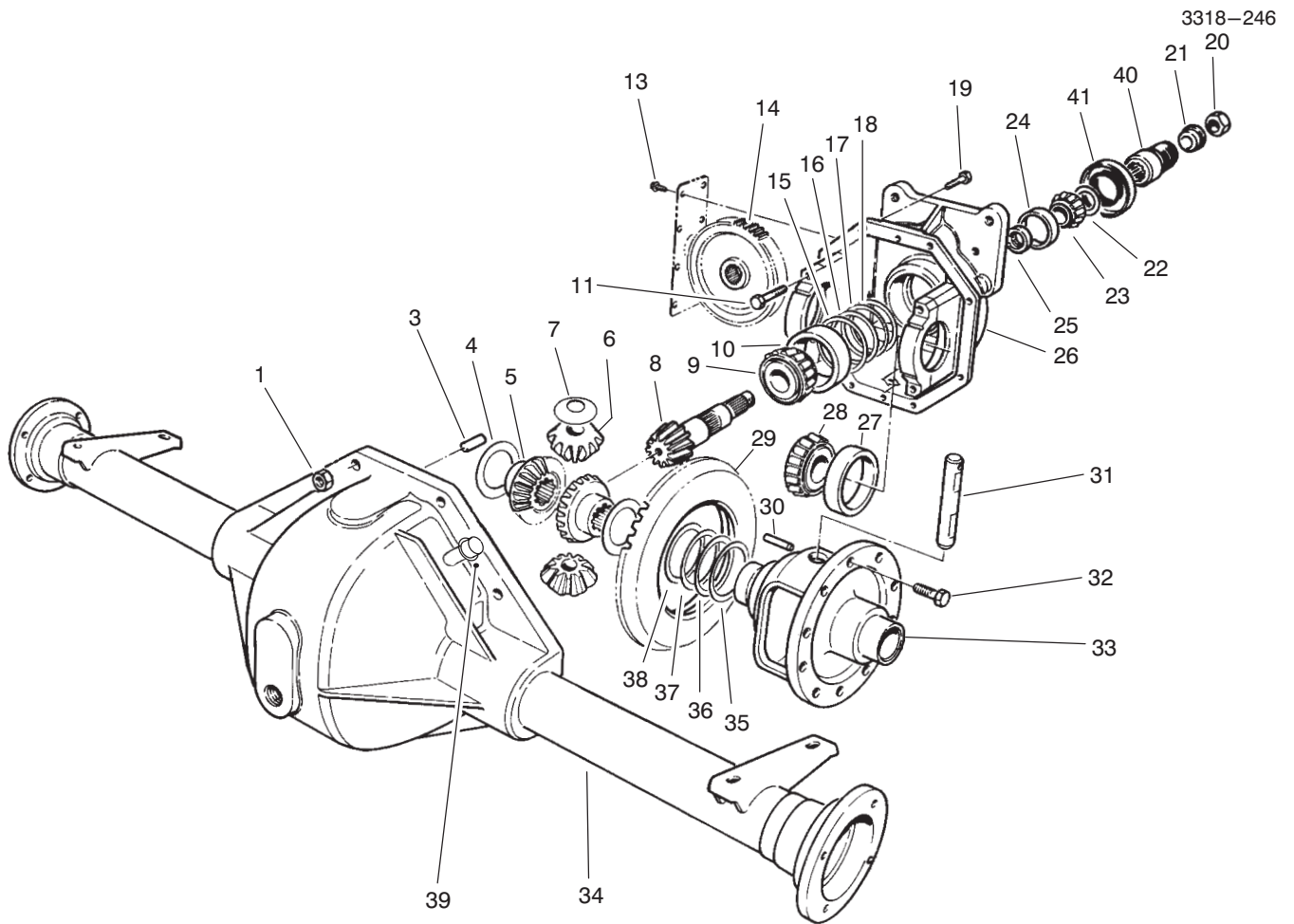


T-1887

FRONT AXLE & TRANSMISSION ASSEMBLY (Continued)

Ref. No.	Part No.	Description	No. Used
45	3296-48	Nut - Lock	4
46	94-6933	Assembly - Front Axle	1
47	75-6850	Tube - Oil Fill	1
48	27-3710	Dipstick - Axle	1
49	323-20	Screw - Cap Hex. Hd.	2

Ref. No.	Part No.	Description	No. Used
50	3218-1	Nut - Jam	1
51	237-181	O-Ring	1
52	217-120	Rim	2
53	231-134	Tire	2



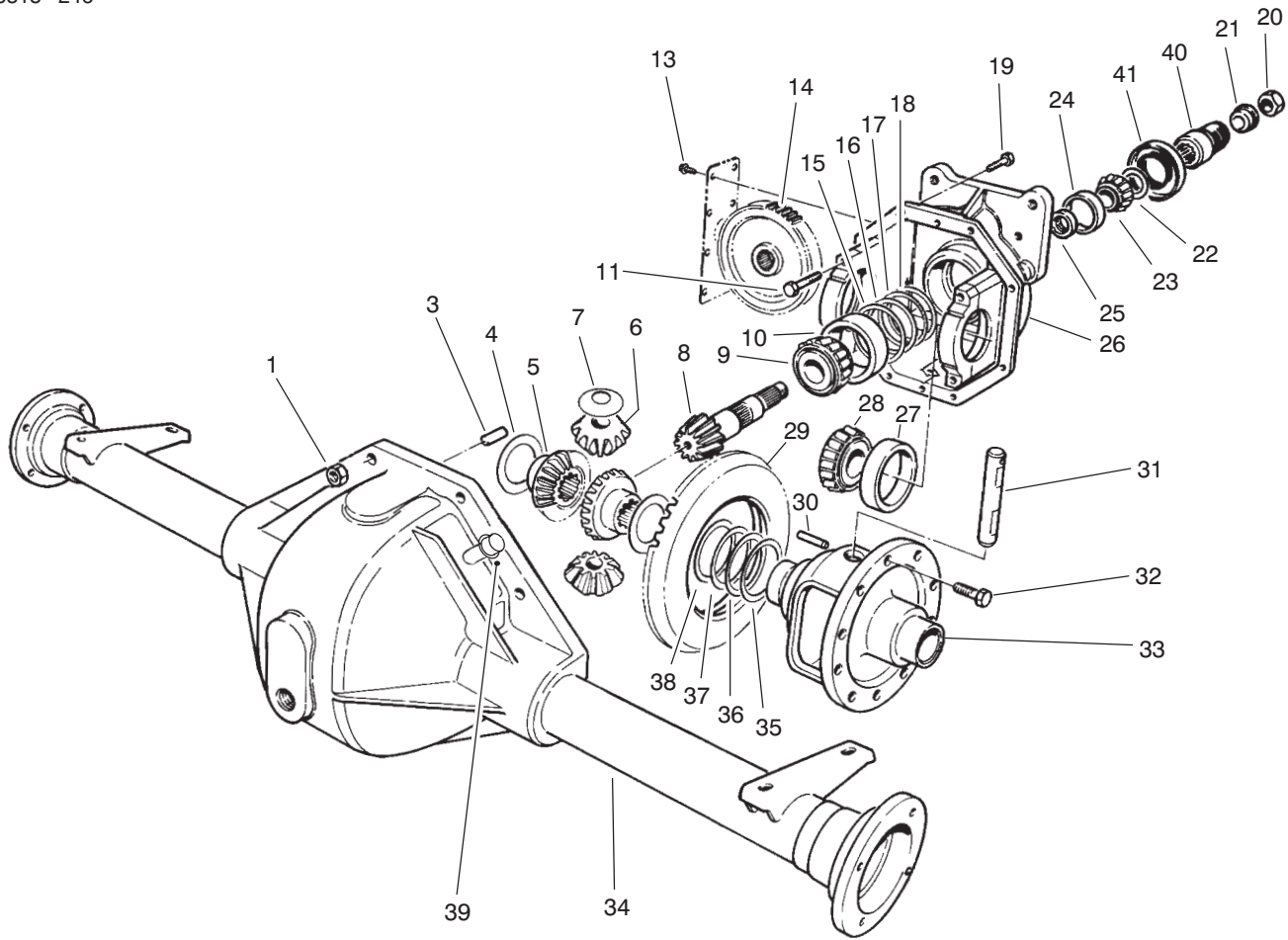
T-1315A

FRONT AXLE ASSEMBLY NO. 94-6933

Ref. No.	Part No.	Description	No. Used	Ref. No.	Part No.	Description	No. Used
1	32144-5	Nut	8	*	72-3574	Shim .102 - Diff. Adjust.	A/R
3	21-8270	Pin-Dowel	2	*	72-3575	Shim .104 - Diff. Adjust.	A/R
4	21-7720	Washer-Thrust	2	*	72-3576	Shim .106 - Diff. Adjust.	A/R
5	24-8790	Gear-Bevel, Differential	2	*	72-3577	Shim .108 - Diff. Adjust.	A/R
6	21-7690	Gear-Pinion	2	*	72-3578	Shim .110 - Diff. Adjust.	A/R
7	21-7730	Washer-Thrust	2	*	72-3580	Shim .112 - Diff. Adjust.	A/R
†8		Pinion-Drive	1	*	72-3581	Shim .114 - Diff. Adjust.	A/R
9	43-6760	Cone-Bearing, tapered	1	*	72-3582	Shim .116 - Diff. Adjust.	A/R
10	43-6750	Cup-Bearing, Tapered	1	*	72-3583	Shim .118 - Diff. Adjust.	A/R
11	92-1773	Screw-Cap, Hex Hd.	4	*	72-3584	Shim .120 - Diff. Adjust.	A/R
13	32144-112	Screw-Thread Forming	8	*	72-3585	Shim .125 - Diff. Adjust.	A/R
14	86-7230	Gear-Spur	1	*	72-3586	Shim .127 - Diff. Adjust.	A/R
15	43-6710	Diff. Adjust. Shim .003	A/R	*	72-3587	Shim .129 - Diff. Adjust.	A/R
16	43-6711	Diff. Adjust. Shim .005	A/R	*	72-3588	Shim .131 - Diff. Adjust.	A/R
17	43-6712	Diff. Adjust. Shim .010	A/R	*	72-3590	Shim .133 - Diff. Adjust.	A/R
18	43-6713	Diff. Adjust. Shim .030	A/R	*	72-3591	Shim .135 - Diff. Adjust.	A/R
19	3210-8	Screw - Cap, Hex Hd.	8	*	72-3592	Shim .137 - Diff. Adjust.	A/R
20	71-4350	Nut	1	*	72-3593	Shim .139 - Diff. Adjust.	A/R
21	83-5130	Spacer - Pinion	1	*	72-3594	Shim .141 - Diff. Adjust.	A/R
22	72-3570	Shim .094 - Diff. Adjust.	A/R	*	72-3595	Shim .143 - Diff. Adjust.	A/R
*	72-3571	Shim .096 - Diff. Adjust.	A/R	*	72-3596	Shim .145 - Diff. Adjust.	A/R
*	72-3572	Shim .098 - Diff. Adjust.	A/R	*	72-3597	Shim .147 - Diff. Adjust.	A/R
22	72-3573	Shim .100 - Diff. Adjust.	A/R	*	72-3598	Shim .149 - Diff. Adjust.	A/R

*Not Illustrated

†Not Serviced Separately



T-1315A

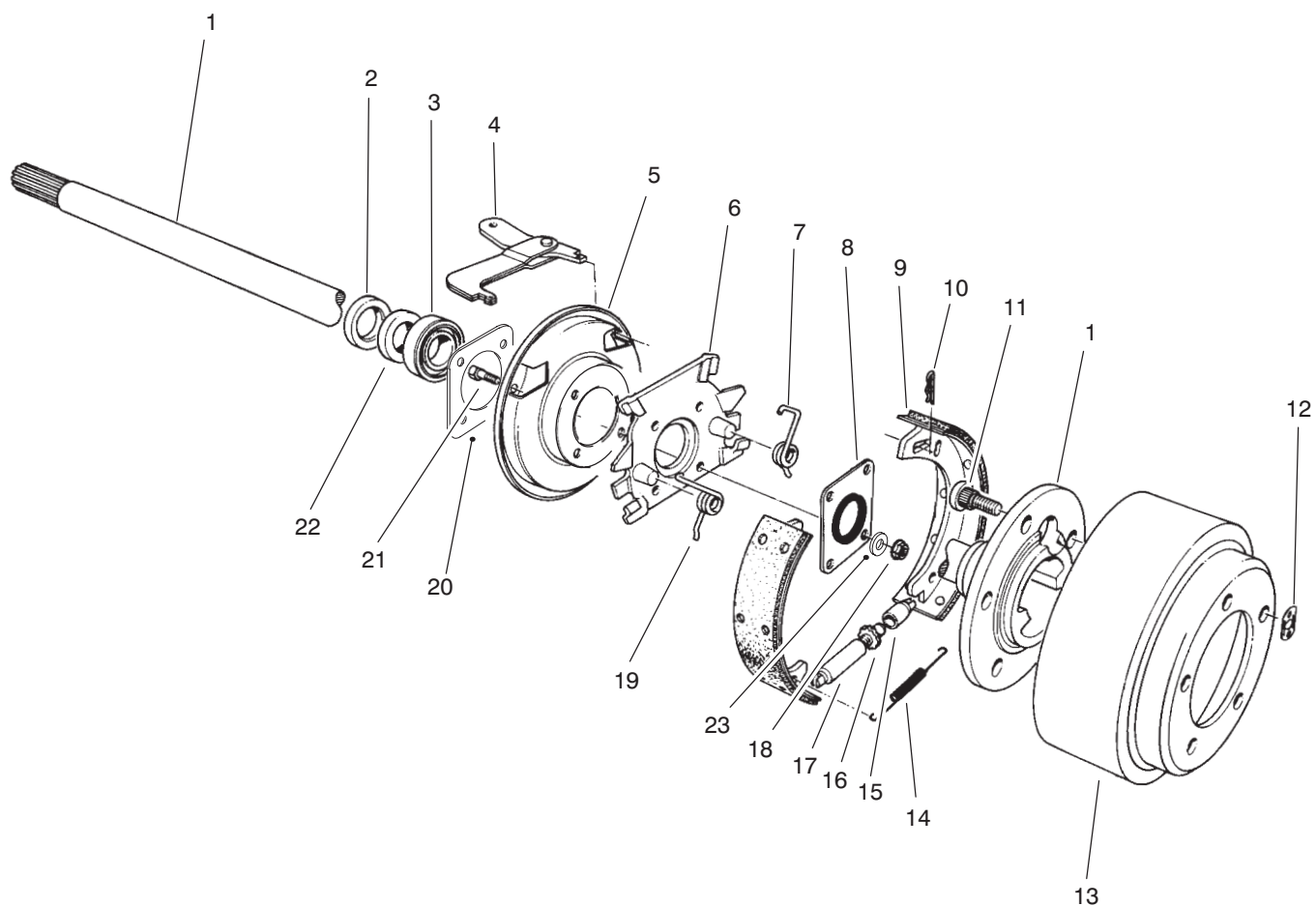
FRONT AXLE ASSEMBLY NO. 94-6933 (Continued)

Ref. No.	Part No.	Description	No. Used
22	72-3600	Shim .151 - Diff. Adjust.	A/R
23	254-91	Cone-Bearing	1
24	21-8390	Cup-Bearing	1
25	21-8020	Spacer-Front Pinion	1
26	93-3619	Upper Housing (Incl. Ref. #11)	1
27	254-66	Cup-Tapered Bearing	2
28	254-65	Cone-Tapered Bearing	2
†29		Gear-Ring	1
30	21-7710	Pin-Roll	1
31	21-7700	Shaft-Pinion Mate	1
32	21-7770	Screw-Drive Gear	5
33	21-7670	Case-Differential	1

Ref. No.	Part No.	Description	No. Used
34	75-0721	Housing-Lower	1
35	21-8120	Diff. Adjust. Shim .030	A/R
36	21-8110	Diff. Adjust. Shim .010	A/R
37	21-8100	Diff. Adjust. Shim .005	A/R
38	21-8090	Diff. Adjust. Shim .003	A/R
39	72-9420	Vent Tube Assembly	1
40	83-4910	Coupler - Pinion	1
41	71-4330	Seal	1
*	93-3618	Gear & Pinion Assembly (Incl. Ref. #8 & 29)	1
*	93-3617	Assembly - Differential (Incl. Ref. #4-10, 14-33, 35-38, 40 & 41)	1

*Not Illustrated

†Not Serviced Separately

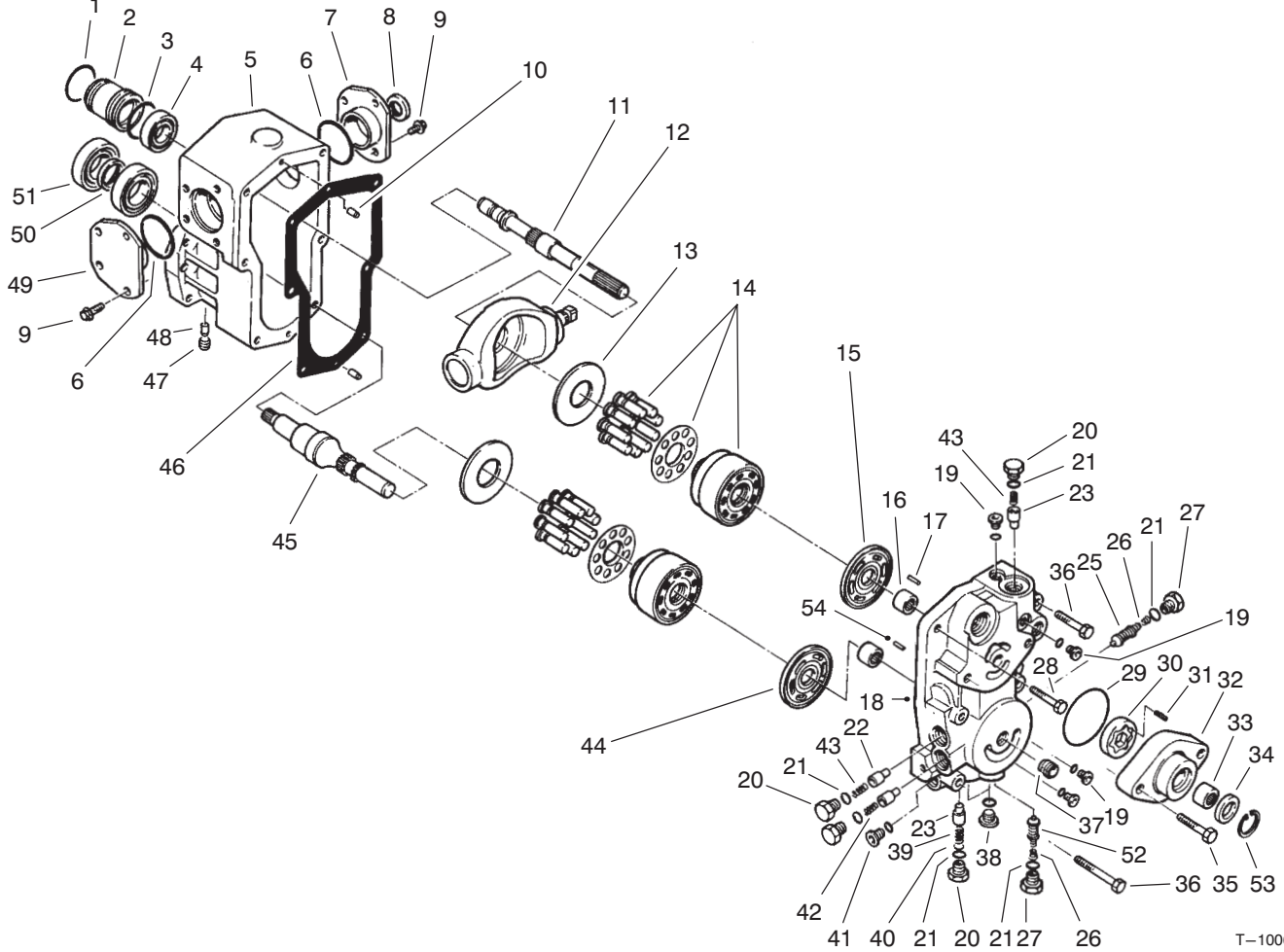


T-0421C

BRAKE ASSEMBLY

Ref. No.	Part No.	Description	No. Used	Ref. No.	Part No.	Description	No. Used
1	27-6862	Shaft-Axle, Flanged L.H.	1	13	28-0680	Drum-Brake	2
*	27-6852	Shaft-Axle, Flanged R.H.	1	14	21-9440	Spring-Adjusting Screw	2
2	92-1774	Seal-Oil	2	15	21-9390	Socket-Adjusting Screw	2
3	21-8180	Bearing	2	16	21-9370	Screw-Adjusting	2
4	24-9180	Lever, Brake, Parking	2	17	21-9380	Nut-Pivot	2
5	21-9450	Shield-Dust	2	18	94-6935	Nut-Lock	8
6	43-6810	Spider-Torque	2	19	21-9420	Spring-Shoe Return, L.H.	2
7	21-9430	Spring-Shoe Return, R.H.	2	20	93-7416	Insert - Dust Shield	2
8	28-0670	Seal-Oil	2	21	94-6934	Screw-Cap Socket Hd.	8
9	84-8590	Assembly - Shoe & Lining	4	22	24-8840	Ring-Bearing, Wheel	2
10	21-9460	Retainer-Brake, Parking	4	23	94-6936	Washer - Flat	8
11	242-34	Stud-Flange, Axle	10	*	84-8600	Set of Lined Brake Shoes	1
12	21-8360	Clip-Retaining	2	*	92-8775	Gasket - Kit, Liquid	1

*Not Illustrated



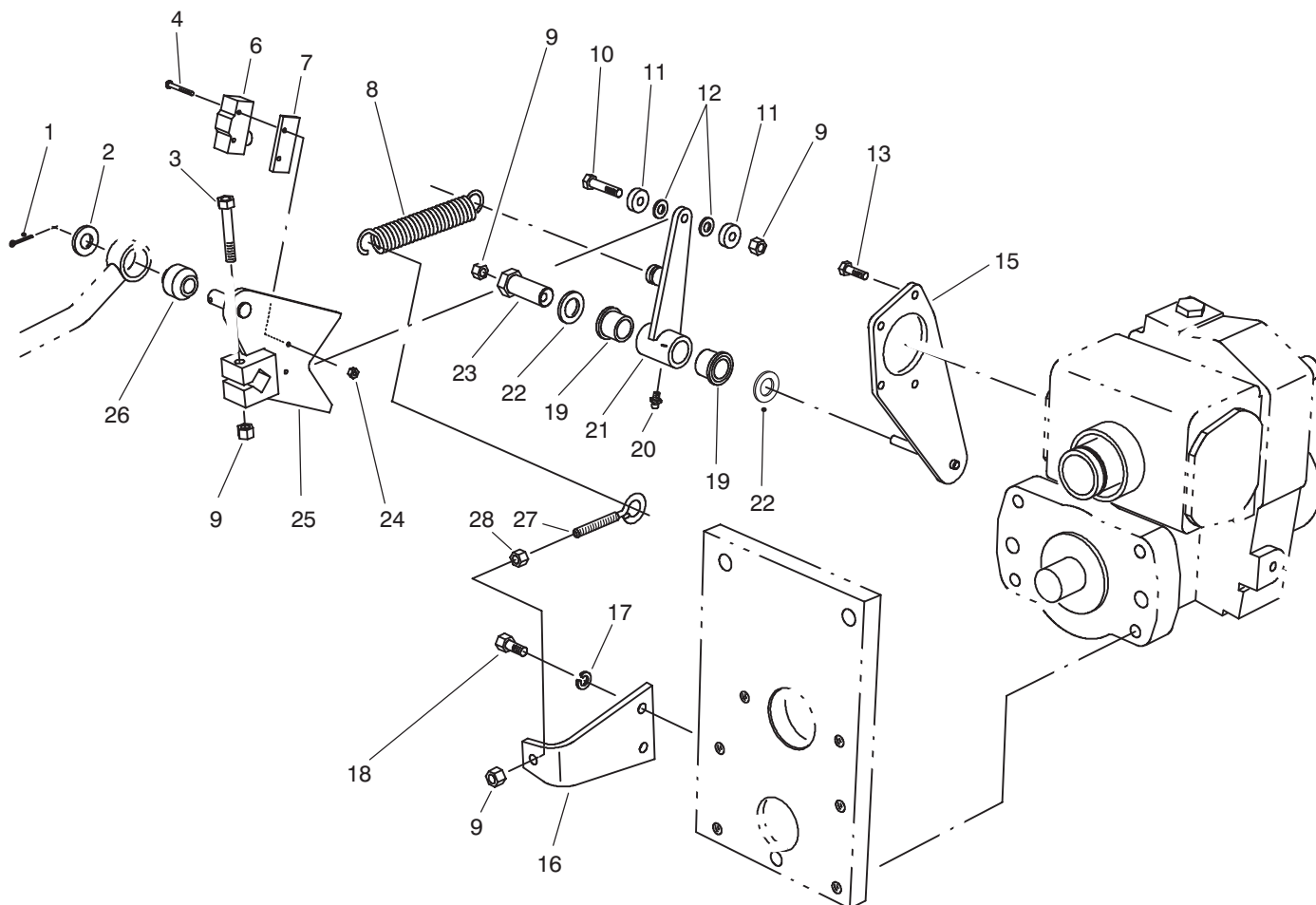
T-1006B

TRANSMISSION ASSEMBLY NO. 75-0012

Ref. No.	Part No.	Description	No. Used
1	75-0430	Ring - Retaining	1
2	75-0150	Guide - Seal	1
3	75-0410	O-Ring	1
4	75-0520	Bearing - Ball	1
5	75-0020	Housing	1
6	75-0210	O-Ring	2
7	86-7520	Asm. - Trunnion Cover R.H.	1
8	75-0230	Seal - Lip	1
9	75-0090	Screw - Cap Hex Hd.	8
10	75-0480	Pin	2
11	86-7540	Shaft - Pump	1
12	75-0390	Plate - Swash	1
13	75-0400	Plate - Thrust	2
14	75-0470	Cylinder Block Kit	2
15	75-0380	Plate - Valve	1
16	75-0500	Bearing - Needle	2
17	75-0510	Pin	1
18	75-0040	Center Section	1
19	75-0170	Plug - Straight Thread	4
20	75-0060	Plug	4
21	75-0240	O-Ring	6
22	75-0290	Spring	2
23	75-0260	Valve - Relief	4
24	75-0130	Screw - Cap Hex Head	3
25	93-0097	Valve - SCR	1
26	75-0140	Spring - Conical	1
27	75-0190	Plug - Special	2

Ref. No.	Part No.	Description	No. Used
28	75-0120	Screw - Cap Hex Hd.	1
29	75-0370	O-Ring	1
30	75-0360	Gerotor	1
31	75-0350	Pin	1
32	83-4780	Housing - Charge Pump	1
33	75-0340	Bearing - Needle	1
34	75-0330	Seal - Lip	1
35	75-0110	Screw - Cap Hex Hd.	2
36	75-0180	Screw - Cap Hex Hd.	2
37	75-0320	Nipple	1
38	75-0200	Plug - Straight Thread	2
39	75-0270	Spring	1
40	75-0310	Shim	1
41	75-0070	Plug	1
42	75-0280	Spring	1
44	93-0083	Plate - Valve	1
45	75-0440	Shaft - Motor	1
46	75-0030	Gasket - Housing	1
47	75-0160	Plug - Pipe	1
48	75-0220	Pin	2
49	86-7530	Asm. - Trunnion Cover L.H.	1
50	75-0450	Collar	1
51	75-0460	Bearing - Ball	2
52	75-6930	Valve - SCR	1
53	32120-74	Ring - Retaining	1
54	75-0250	Pin - Slotted	1

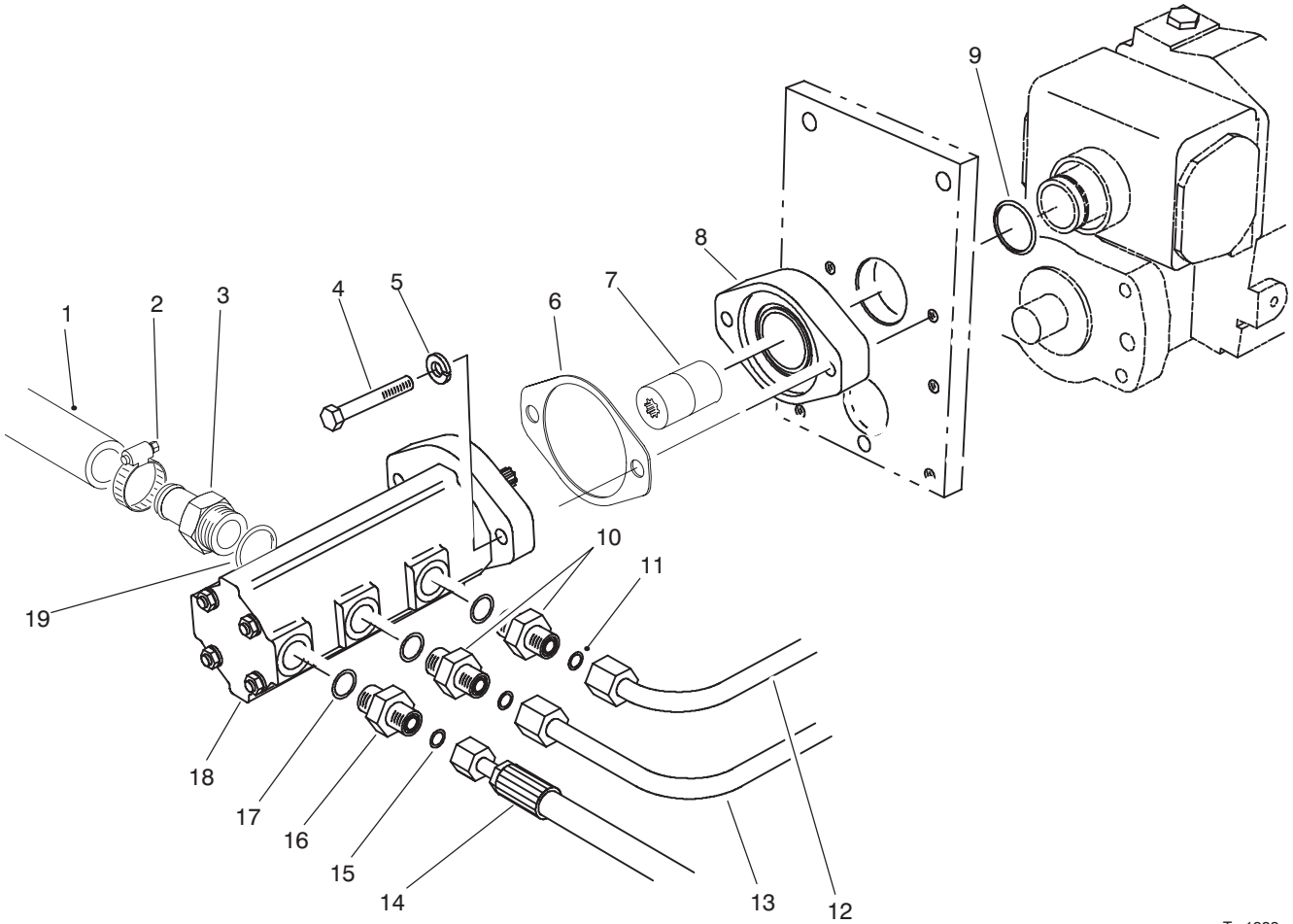
*Not Illustrated



T-1051

TRACTION CONTROL ASSEMBLY

Ref. No.	Part No.	Description	No. Used	Ref. No.	Part No.	Description	No. Used
1	3272-10	Pin - Cotter	1	17	3253-4	Washer - Lock	2
2	3256-26	Washer - Flat	1	18	322-3	Screw - Cap Hex. Hd.	2
3	322-10	Screw - Cap Hex. Hd.	1	19	256-113	Bushing - Flange	2
4	32105-21	Screw	2	20	302-5	Fitting - Grease	1
6	29-6162	Switch - Neutral	1	21	92-2581	Assembly - Switch Arm (Incl. Ref. #19 & 20)	1
7	75-4130	Plate - Switch	1	22	3-6498	Washer - Thrust	2
8	76-9430	Spring - Extension	1	23	76-8640	Stud - Traction	1
9	3296-29	Nut - Lock	4	24	3296-9	Nut - Hex.	2
10	322-7	Screw - Cap Hex. Hd.	1	25	75-4100	Control - Pump	1
11	251-259	Bearing - Ball	2	26	23-2270	Bushing - Rubber	1
12	75-5470	Spacer	2	27	85-9910	Eyebolt	1
13	32144-22	Screw - Cap Hex. Hd.	4	28	3217-6	Nut - Hex.	1
15	75-4080	Plate - Traction	1				
16	85-9900	Plate - Spring Anchor	1				

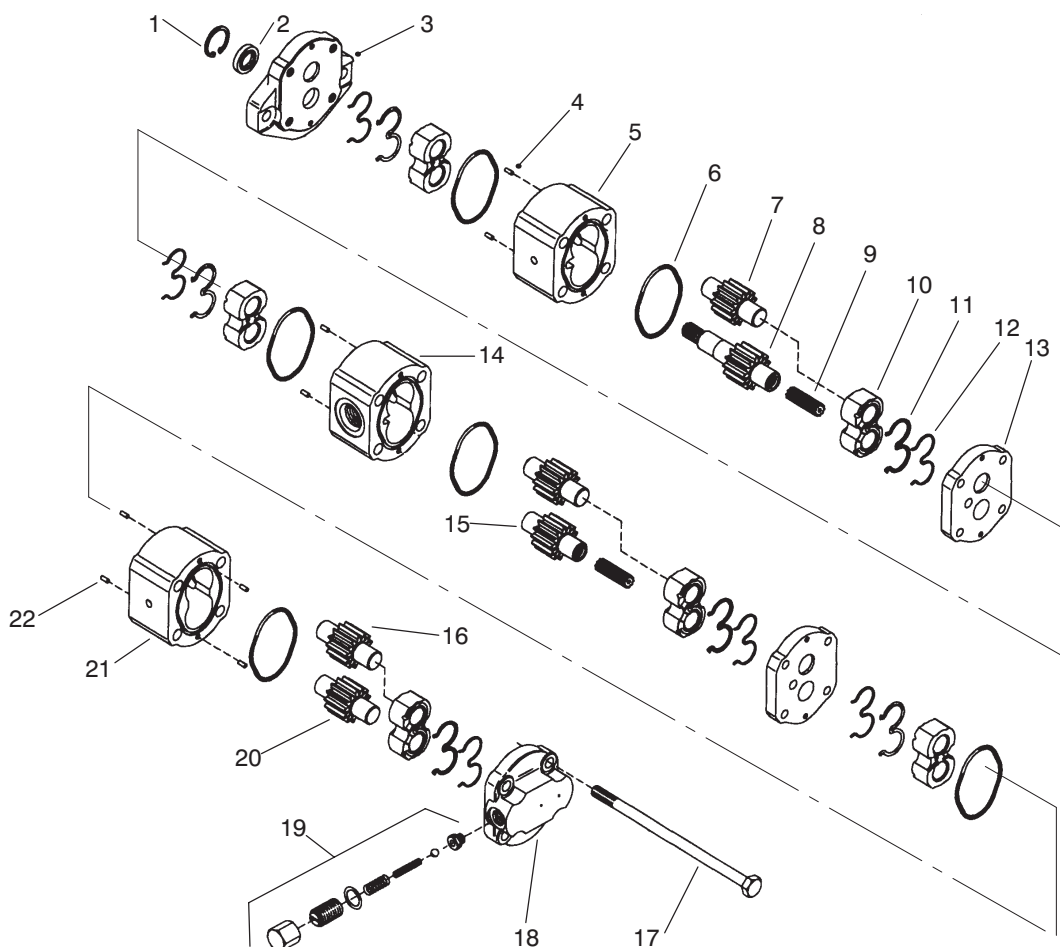


T-1928

GEAR PUMP INSTALLATION ASSEMBLY

Ref. No.	Part No.	Description	No. Used
1	75-6870	Hose – Suction	1
2	2412-34	Clamp – Hose	1
3	354-78	Fitting – Hydraulic	1
4	323-12	Screw – Cap Hex. Hd.	2
5	3253-5	Washer – Lock	2
6	93-3604	Gasket	1
7	93-1396	Coupler W.A. – Trans.	1
8	75-4400	Adaptor – Transmission	1
9	237-163	O-Ring	1
10	340-4	Fitting – Hydraulic Straight (Incl. Ref. #11 & 17)	2

Ref. No.	Part No.	Description	No. Used
11	237-30	O-Ring	2
12	93-3643	Tube – Hydraulic	1
13	93-3642	Tube – Hydraulic	1
14	75-6240	Hose – Hydraulic	1
15	237-22	O-Ring	1
16	340-3	Fitting – Hydraulic Straight (Incl. Ref. #15 & 17)	1
17	237-79	O-Ring	3
18	93-1376	Assembly – Pump, Gear	1
19	237-146	O-Ring	1

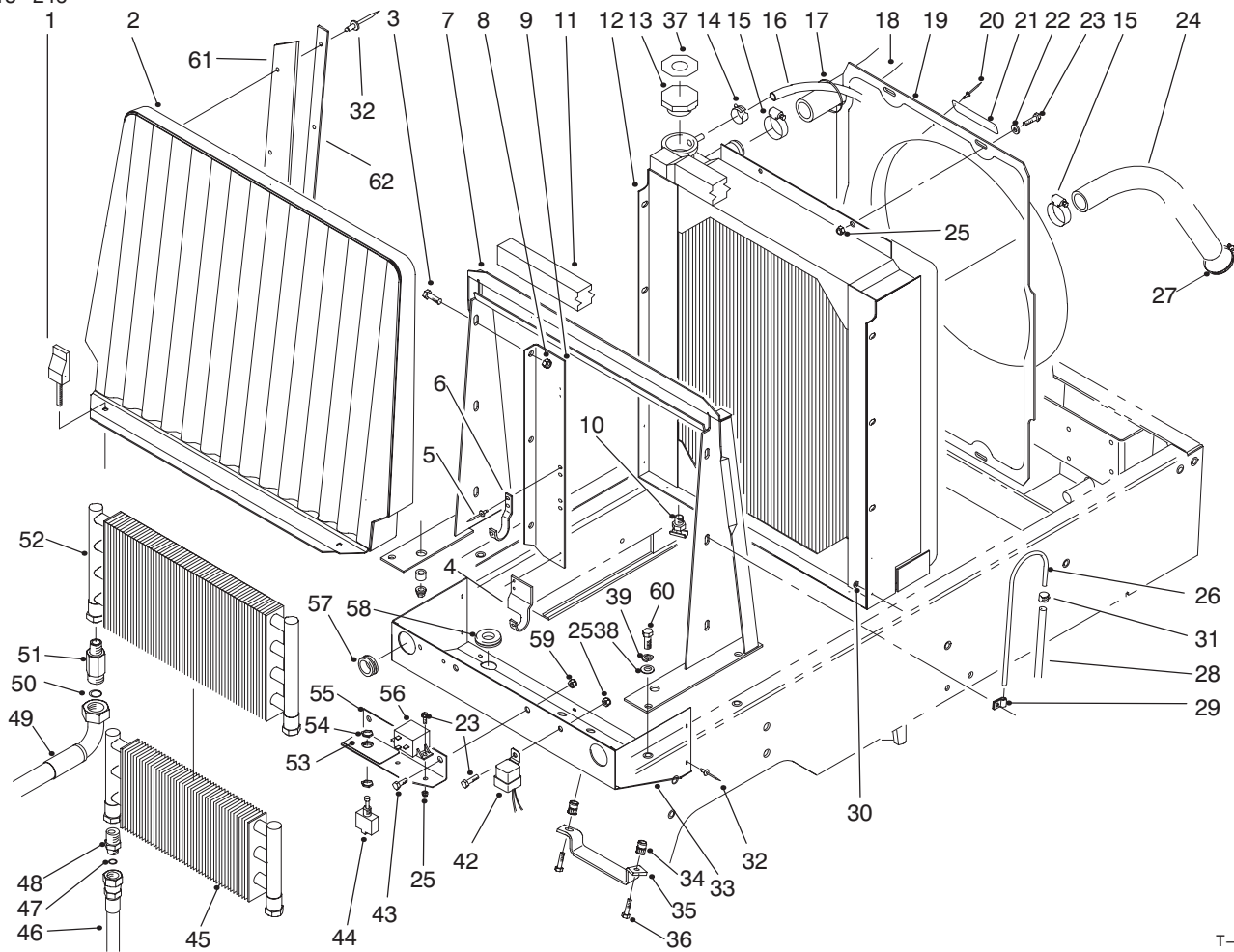


T-1935

HYDRAULIC PUMP No. 93-1376

Ref. No.	Part No.	Description	No. Used	Ref. No.	Part No.	Description	No. Used
1		Ring – Retaining	1	18	93-4282	Block – Valve	1
2		Seal – Shaft	1	19	93-4277	Kit – Valve	1
3		Flange	1	20		Gear – Idler	1
4	93-4278	Pin – Dowel	4	21		Housing	1
5		Housing	1	22	93-4281	Pin – Dowel	4
6		O-Ring	2	*	93-4268	Kit – Flange (Incl. Ref. #1-3)	1
7		Gear – Idler	1	*	93-4269	Kit – Housing, Section 1 (Incl. Ref. #6, 7, 10-12, 14 & 15)	1
8		Gear – Drive	1	*	93-4270	Kit – Housing, Section 2 (Incl. Ref. #5-8, & 10-12)	1
9	93-4280	Coupling	2	*	93-4271	Kit – Housing, Section 3 (Incl. Ref. #6, 10-12, 16, & 20-21)	1
10		Bearing	2	*	93-4272	Kit – Individual Pieces (Incl. Ref. #2, 6, 11, & 12)	1
11		E-Seal	2				
12		Ring – Backup	2				
13	93-4279	Plate – Distance	2				
14		Housing	1				
15		Gear – Idler	1				
16		Gear – Idler	1				
17	93-4283	Bolt	4				

*Not Illustrated



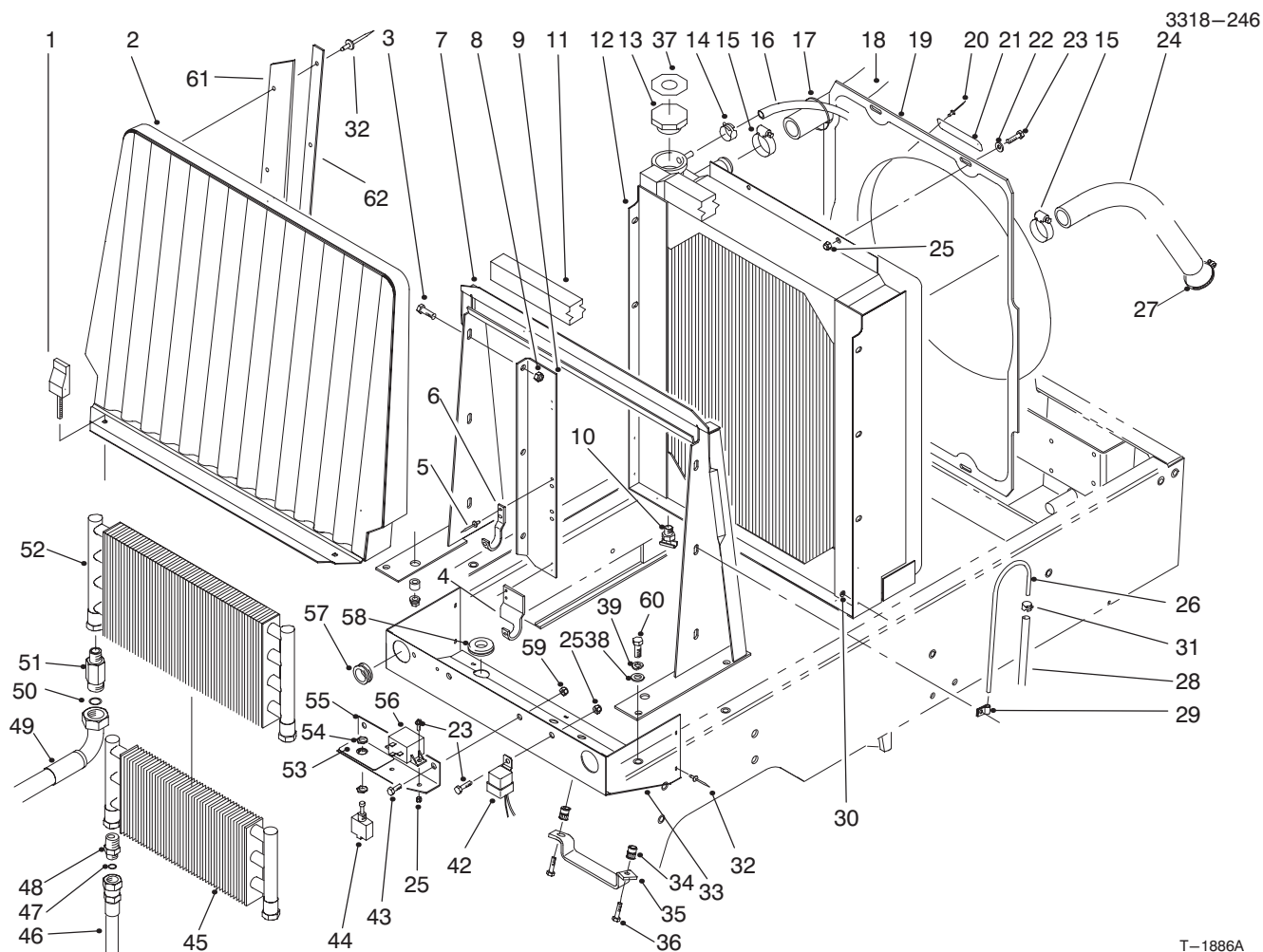
T-1886A

RADIATOR ASSEMBLY

Ref. No.	Part No.	Description	No. Used
1	93-1374	Latch - Swell	2
2	93-0032	Hsg. W.A. - Front Screen	1
3	3234-5	Screw - Whiz Lock	6
4	93-0090	Bracket - Mount RH, Cooler	1
*4	93-0089	Bracket - Mount LH, Cooler	1
5	3269-15	Rivet - Pop	8
6	75-0930	Hook - Oil Cooler	4
7	93-0038	Support W.A. - Radiator	1
8	32128-20	Nut - Whiz	6
9	93-0030	Asm. - Cooler Mount R.H. (Incl. Ref. #4-6)	1
*	93-0071	Asm. - Cooler Mount L.H. (Incl. Ref. #*4-6)	1
10	304-46	Drain - Radiator	1
11	93-0005	Strip - Foam, Top	1
12	93-0020	Radiator	1
13	66-3240	Cap - Radiator	1
14	92-2379	Clamp - Hose	1
15	2412-34	Clamp - Hose	2
16	75-2851	Hose - Expansion Tank	1
17	3290-378	Tie - Cable	1
18	93-0023	Hose - Radiator Upper	1
19	93-0022	Shroud - Fan	1
20	3290-271	Rivet - Pop	2

Ref. No.	Part No.	Description	No. Used
21	76-8750	Plate - Caution	1
21	93-6681	Plate - Caution (Europe)	1
22	3256-22	Washer - Flat	4
23	321-4	Screw - Cap Hex. Hd.	7
24	93-0024	Hose - Radiator Lower	1
25	3296-42	Nut - Lock	7
26	66-3180	Tube - Vent	1
27	2412-3	Clamp - Hose	2
28	75-4701	Hose - Fuel Vent	1
29	2412-103	Clamp - R	2
30	3269-10	Washer - Back-up	7
31	2412-108	Clamp - Hose	1
32	3269-13	Rivet - Pop	17
33	93-0025	Shield W.A. - Radiator	1
34	32148-7	Nut - Clinch	2
35	93-3626	Bracket - Hose	1
36	322-4	Screw - Cap Hex. Hd.	2
37	93-7840	Decal - Radiator Cap (Europe)	1
38	3256-23	Washer - Flat	4
39	3253-4	Washer - Lock	4
42	63-7590	Relay - Starter	1
43	322-2	Screw - Cap Hex. Hd.	2

*Not Illustrated

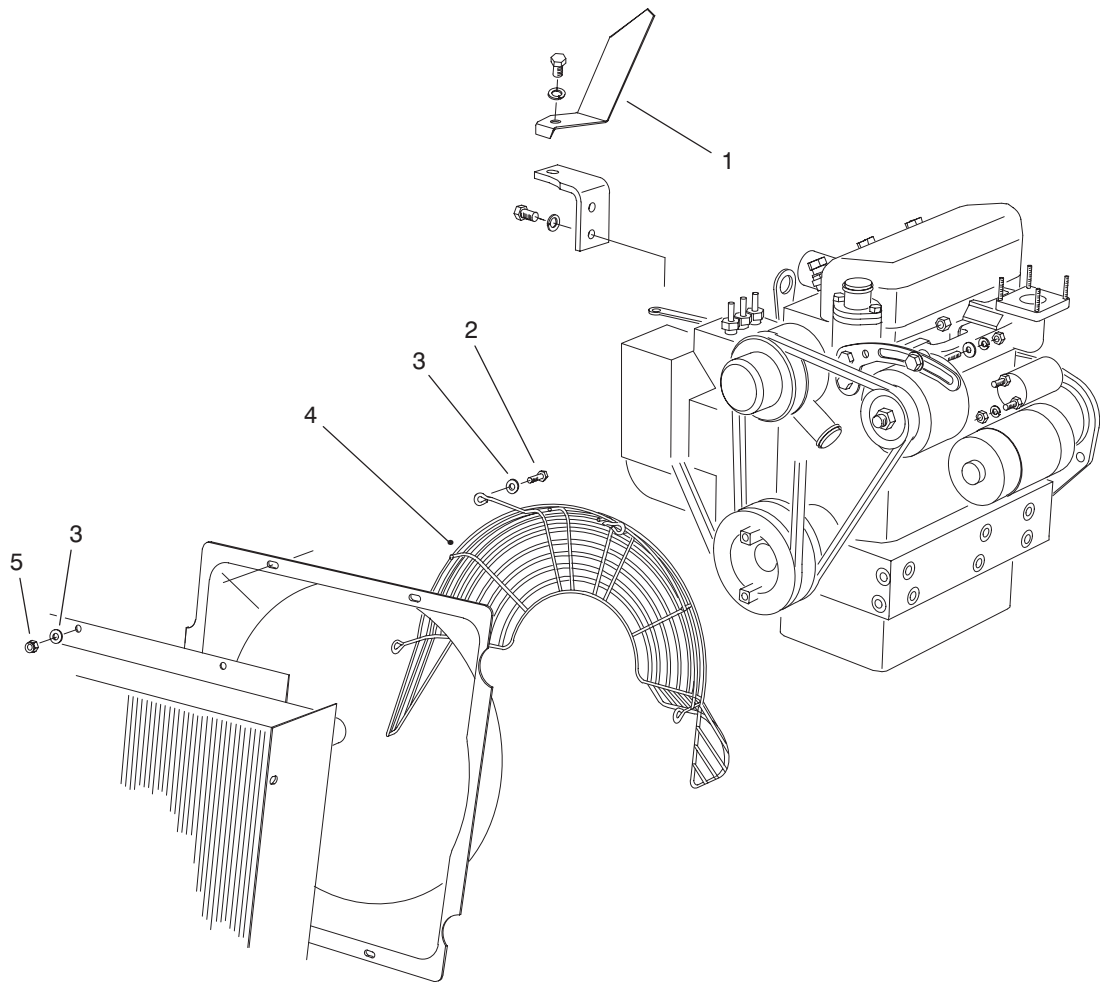


T-1886A

RADIATOR ASSEMBLY (Continued)

Ref. No.	Part No.	Description	No. Used	Ref. No.	Part No.	Description	No. Used
44	75-1020	Switch - Backlap (Incl. Ref. #54)	1	53	75-0750	Decal - Backlap	1
45	24-0760	Exchanger - Heat	1	53	93-6684	Decal - Backlap (Europe)	1
46	93-0076	Hose - Trans. to Cooler	1	53	84-3260	Decal - Backlap (Japan)	1
*	93-0075	Hose - Trans. to Cooler	1	54	218-498	Nut - Lock	2
47	237-22	O-Ring	2	55	75-3390	Bracket - Backlap	1
48	340-124	Fitting - Straight	2	56	66-8800	Relay - Glow Plug	1
49	93-0077	Hose - Cooler, R.H.	1	57	240-3	Grommet	2
*	93-0078	Hose - Cooler, L.H.	1	58	93-0082	Grommet	2
50	237-65	O-Ring	2	59	3296-29	Nut - Lock	2
51	92-4999	Fitting - Hydraulic 90° (Incl. Ref. #50)	2	60	322-5	Screw - Cap Hex. Hd.	4
52	75-1040	Cooler - Oil	1	61	93-3623	Strip - Sealing, Radiator	2
				62	93-3624	Plate - Retaining	2

*Not Illustrated

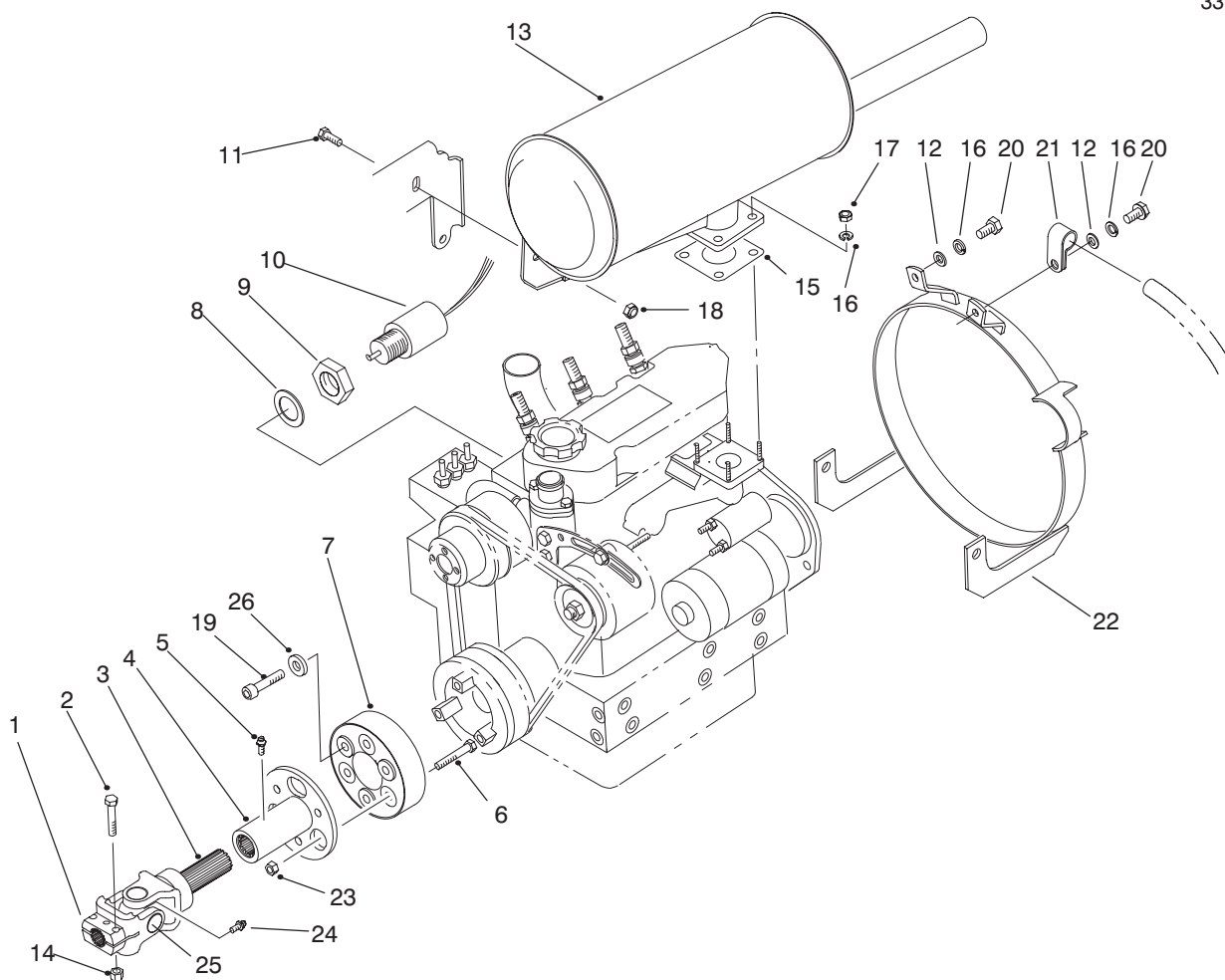


T-2016

FAN GUARD & FLYWHEEL SHIELD ASSEMBLY (Europe)

Ref. No.	Part No.	Description	No. Used
1	93-9933	Shield - Flywheel	1
2	321-6	Screw - Cap Hex. Hd.	4
3	3256-22	Washer - Flat	8

Ref. No.	Part No.	Description	No. Used
4	93-7182	Guard - Fan	1
5	3296-42	Nut - Lock	4

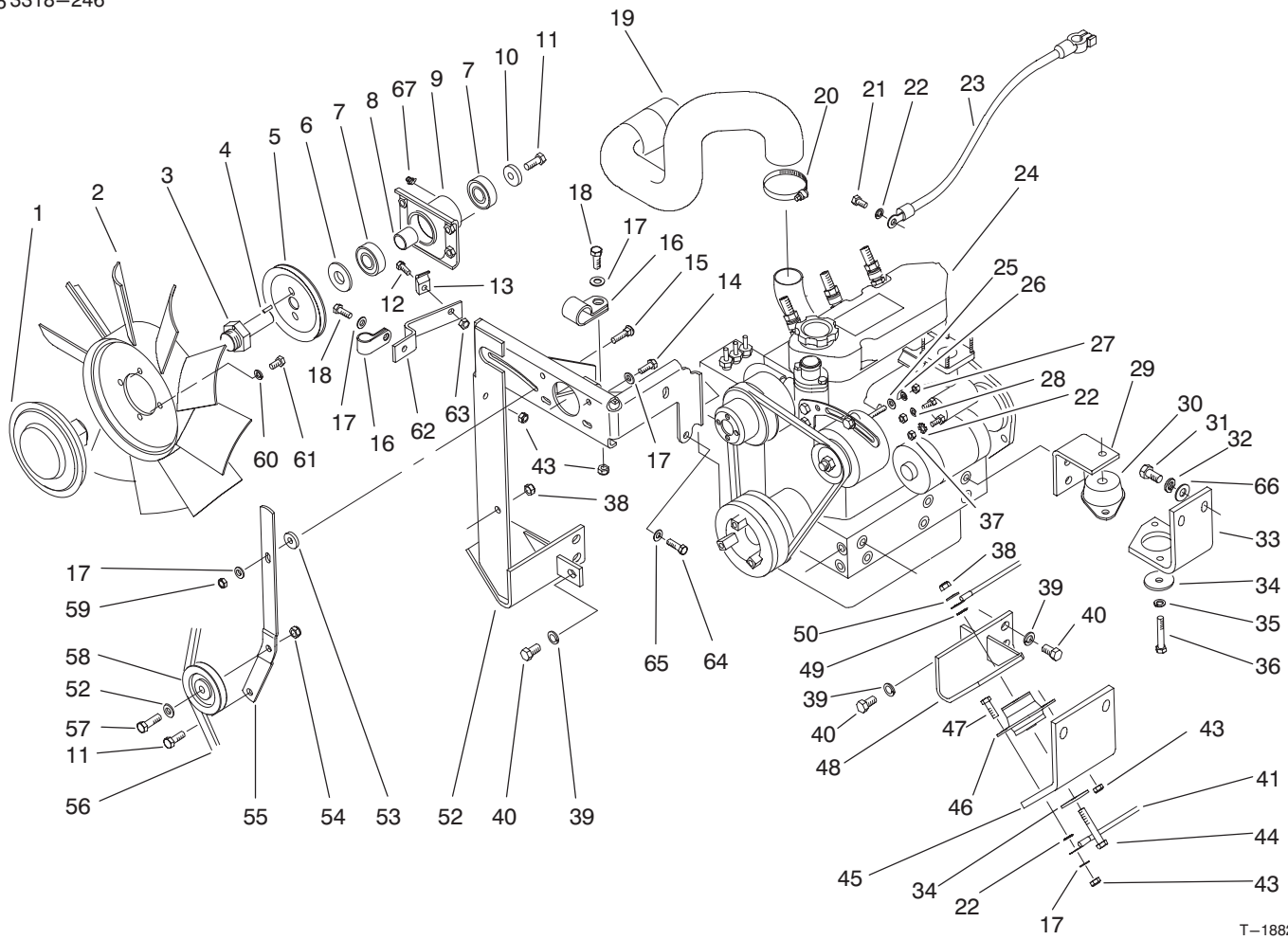


T-1883A

MUFFLER & PUMP DRIVE ASSEMBLY

Ref. No.	Part No.	Description	No. Used	Ref. No.	Part No.	Description	No. Used
1	54-9040	Yoke - End	1	15	93-3423	Gasket - Muffler	1
2	322-9	Screw - Cap Hex. Hd.	2	16	42-9850	Washer - Lock	6
3	93-0047	Yoke - Shaft	1	17	48-7930	Nut - Lock	4
4	93-0045	Yoke - Slip Tube	1	18	32128-20	Nut - Flange Head	1
5	302-5	Fitting - Grease	1	19	93-9323	Screw - Socket Hd.	3
6	66-9303	Screw - Cap Hex. Hd.	3	20	48-7710	Screw - Cap Hex. Hd.	2
7	86-3040	Coupling - Driveshaft	1	21	2412-4	Clamp - R	1
8	43-2740	Gasket	1	22	93-3644	Guard W.A. - Flywheel	1
9	43-2750	Nut - Lock	1	23	3296-44	Nut - Lock	3
10	63-7440	Solenoid - Stop	1	24	62-3820	Fitting - Grease	1
11	3234-17	Screw - Cap Hex. Hd.	1	25	54-9180	Kit - U-Joint	1
12	3256-70	Washer - Flat	6	26	3256-38	Washer - Flat	3
13	93-0044	Muffler	1	*	93-0047	Assembly - U-Joint (Incl. Ref. 1, 3, & 24-25)	1
*	75-6880	Screen - Spark Arrester (Optional)	1				
14	3296-29	Nut - Lock	2				

*Not Illustrated



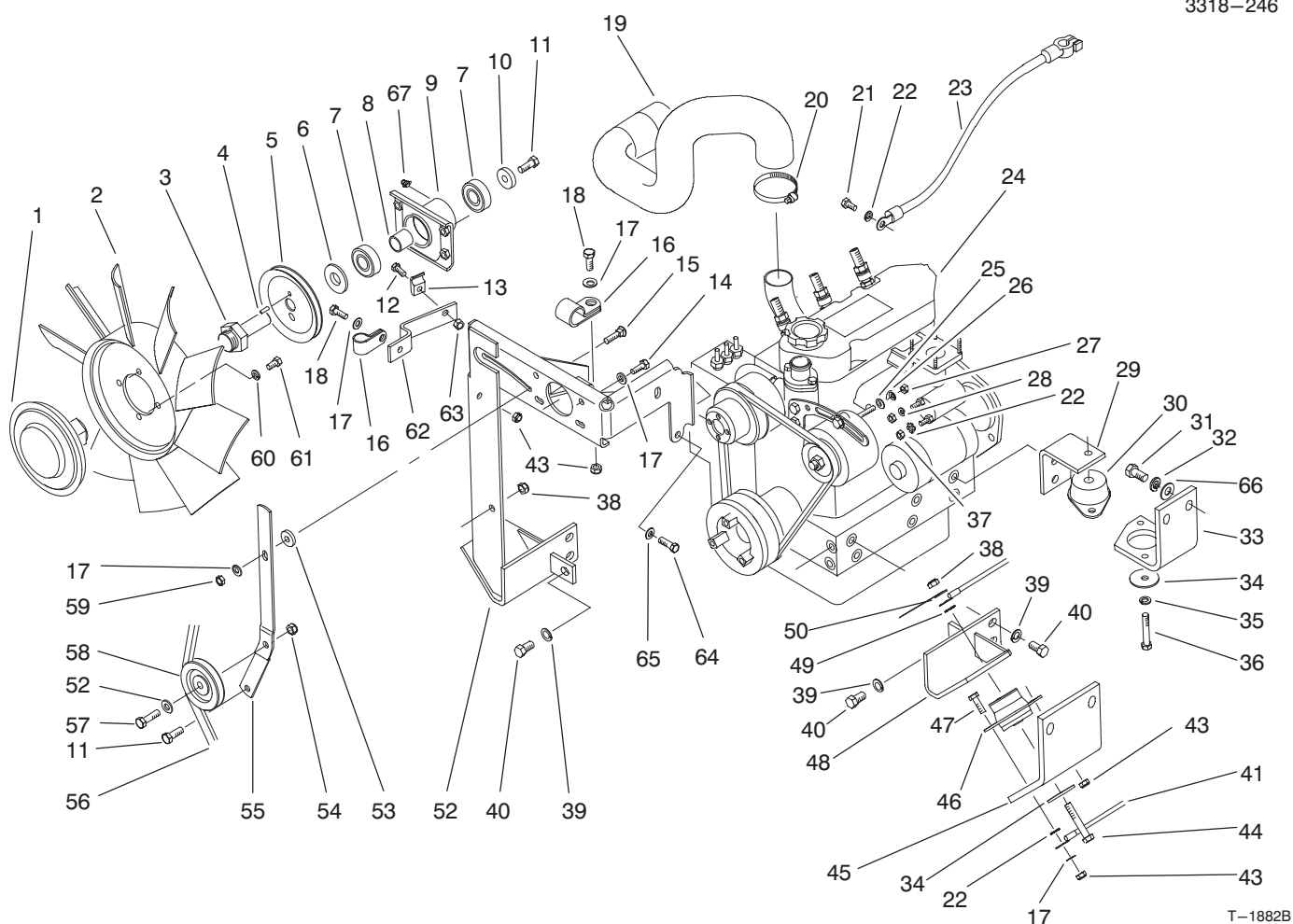
T-1882B

ENGINE INSTALLATION ASSEMBLY

Ref. No.	Part No.	Description	No. Used
1	74-5520	Clutch - Fan	1
2	75-3780	Fan	1
3	75-6380	Shaft - Fan	1
4	32121-2	Pin - Roll	2
5	75-6390	Pulley - Fan	1
6	47-0110	Spacer - Spindle	1
7	251-318	Bearing - Ball	2
8	75-5310	Spacer - Bearing	1
9	75-4450	Hub - Fan Drive	1
10	67-1630	Spacer - Fan	1
11	323-6	Screw - Cap Hex. Hd.	2
12	321-4	Screw - Cap Hex. Hd.	1
13	3-6657	Clamp - Cable	1
14	322-3	Screw - Cap Hex. Hd.	4
15	3230-2	Bolt - Carriage	1
16	2412-4	Clamp	2
17	3256-23	Washer - Flat	6
18	322-4	Screw - Cap Hex. Hd.	2
19	93-0048	Hose - Air Cleaner	1
20	2412-92	Clamp - Hose	1
21	48-7700	Screw - Cap Hex. Hd.	1
22	3255-8	Washer - Lock	2
23	75-1360	Cable - Battery (Ground)	1

Ref. No.	Part No.	Description	No. Used
24	93-0049	Assembly - Engine	1
25	3256-78	Washer - Flat	1
26	43-5930	Washer - Lock	1
27	48-7890	Nut - Hex.	1
28	42-9850	Washer - Lock	1
29	93-0050	Bracket - Engine L.H. Rear	1
*	94-5579	Bracket - Engine R.H. Rear	1
30	93-0092	Mount - Rubber, Rear	2
31	3213-2	Screw - Cap Hex. Hd.	8
32	3253-7	Washer - Lock	8
33	93-0093	Bracket - Eng. Left Rear	1
*	93-3621	Bracket - Eng. Right Rear	1
34	63-7400	Washer - Flat	4
35	3253-21	Washer - Lock	1
36	323-9	Screw - Cap Hex. Hd. LH	1
*	323-12	Screw - Cap Hex. Hd. RH	1
37	57-6390	Nut - Lock	2
38	3296-39	Nut - Lock	4
39	48-8070	Washer - Lock	10
40	42-9250	Screw - Cap Hex. Hd.	10
41	70-8220	Cable - Ground	1
43	3296-29	Nut - Lock	10
44	323-14	Screw - Cap Hex. Hd.	2

*Not Illustrated

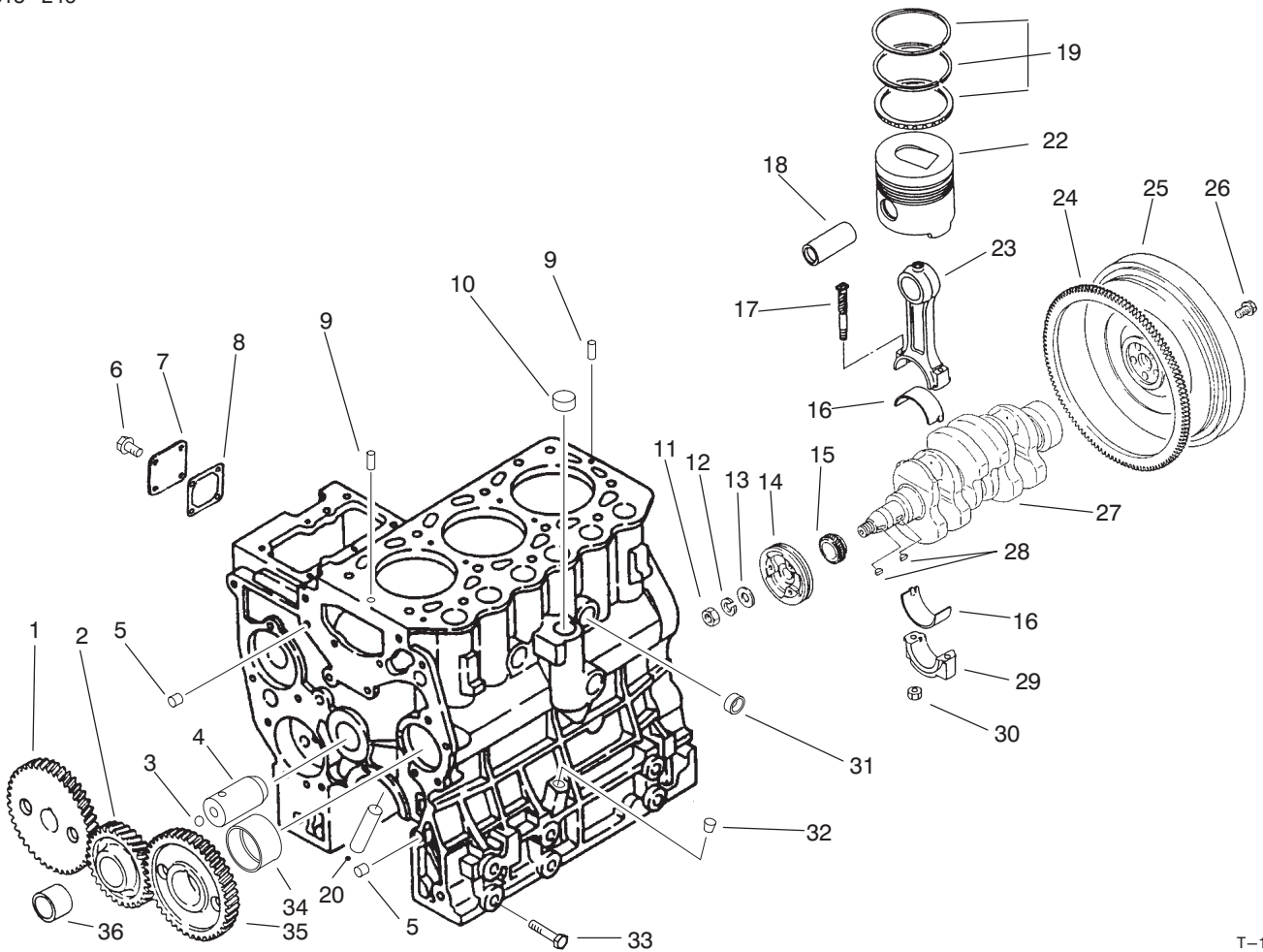


T-1882B

ENGINE INSTALLATION ASSEMBLY (Continued)

Ref. No.	Part No.	Description	No. Used
45	93-0095	Bracket - Eng. Front	2
46	53-9680	Mount - Engine	2
47	322-6	Screw - Cap Hex. Hd.	8
48	93-0051	Bracket - Engine L.H. Front	1
49	3255-9	Washer - Lock E.T.L.W.	1
50	3256-24	Washer - Flat	4
52	93-0054	Bracket W.A. - Fan	1
53	27-9560	Spacer	1
54	3296-59	Nut - Lock	1
55	93-0043	Bracket - Fan Idler	1
56	93-0062	Belt - V	1

Ref. No.	Part No.	Description	No. Used
57	323-7	Screw - Cap Hex. Hd.	1
58	63-8140	Pulley - Idler	1
59	32149-1	Nut - Lock	1
60	3253-4	Washer - Lock	4
61	322-2	Screw - Cap Hex. Hd.	4
62	93-0074	Support - Cable	1
63	3296-42	Nut - Lock	1
64	42-9300	Screw - Cap Hex. Hd.	1
65	42-9600	Washer - Flat	1
66	3256-40	Washer - Flat	4
67	302-10	Fitting - Grease 45°	1



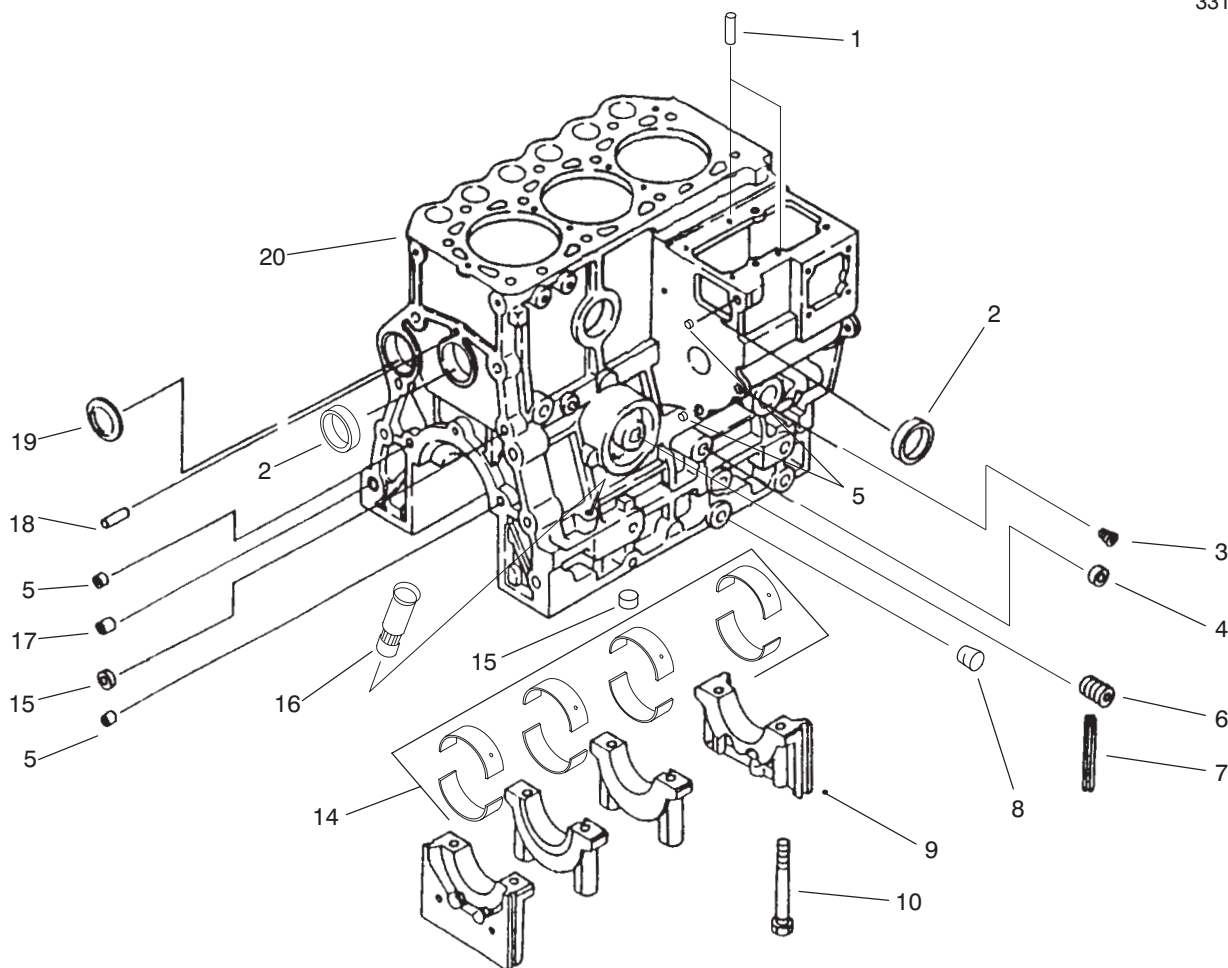
T-1892

TIMING GEAR, PISTON, FLYWHEEL & CRANKSHAFT

Ref. No.	Part No.	Description	No. Used
1	93-3351	Gear - Pump, Injection	1
2	93-3352	Assembly - Idler, Gear (Incl. Ref. #36)	1
3	93-3364	Ball - Steel	1
4	93-3363	Assembly - Shaft, Idler (Incl. Ref. #3)	1
5	42-7190	Bushing	2
6	42-9440	Bolt W/Washer	4
7	93-3360	Cover	1
8	93-3361	Gasket - Cover	1
9	93-3365	Pin - Dowel	2
10	93-3366	Cap - Sealing	1
11	93-3356	Nut	1
12	93-3355	Washer - Spring	1
13	42-9810	Washer - Plain	1
14	93-3357	Pulley - Crankshaft	1
15	93-3359	Gear - Crankshaft	1
16	93-3370	Bearing - Con-Rod	6
17	93-3373	Bolt - Connecting	6
18	93-3374	Pin - Piston	3
19	93-3375	Ring Set - Piston	3
20	93-3596	Pipe - Oil Inlet	3

Ref. No.	Part No.	Description	No. Used
22	93-3376	Piston - Std.	3
*	93-3377	Piston - O.S. 0.25	3
*	93-3378	Piston - O.S. 0.50	3
23	93-3371	Asm. - Rod, Connecting (Incl. Ref. #16, 17 & 29-30)	3
24	43-1810	Ring - Gear	1
25	93-3358	Assembly - Sub, Flywheel (Incl. Ref. #24)	1
26	54-8670	Bolt	4
27	93-3354	Crankshaft	1
28	42-7730	Key - Woodruff	2
29		Cap - Rod, Connecting	3
30	93-3372	Nut	6
31	93-3369	Cap - Sealing	2
32	93-3367	Plug - Taper	1
33	93-3368	Bolt	4
34	93-3362	Bushing - Camshaft	1
35	93-3350	Gear - Camshaft	1
36	93-3353	Bushing - Idler	1
*	93-3379	Set - Ring, Piston O.S. 0.25	3
*	93-3380	Set - Ring, Piston O.S. 0.50	3

*Not Illustrated

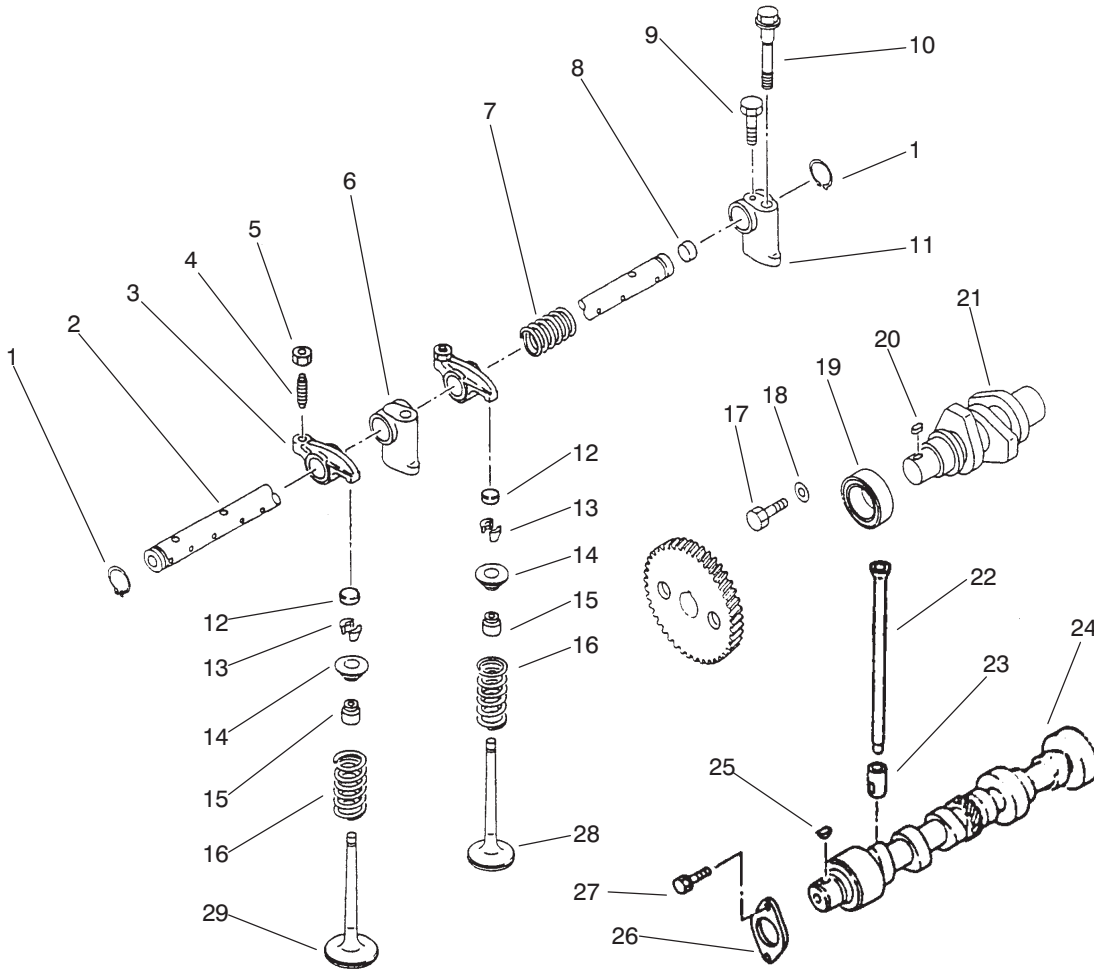


T-1893

CYLINDER BLOCK AND BEARING ASSEMBLY

Ref. No.	Part No.	Description	No. Used	Ref. No.	Part No.	Description	No. Used
1	56-0220	Pin - Dowel	2	14	93-3387	Bearing - Set Std.	1
2	93-3381	Cap - Sealing	2	*	93-3597	Bearing - Set U.S. 0.25 mm	1
3	67-2570	Plug - Taper	1	*	93-3388	Bearing - Set U.S. 0.50 mm	1
4	93-3382	Cap - Sealing	1	*	93-3389	Bearing - Set U.S. 0.75 mm	1
5	42-7180	Bushing	4	15	93-3386	Cap - Sealing	3
6	56-1230	Shaft	1	16	72-6950	Retainer	1
7	93-3383	Seal - Side	4	17	42-7200	Bushing	1
8	56-0100	Plug - Taper	1	18	42-7160	Pin - Dowel	1
9	93-3385	Cap - Metal	1	19	42-7170	Plug - Expansion	1
10	42-9210	Bolt - Cap, Bearing	8	20	93-3384	Cylinder Block Assembly (Incl. Ref. # 2, 9, & 10. Also #31, 32, & 34 on Page 36)	1

*Not Illustrated



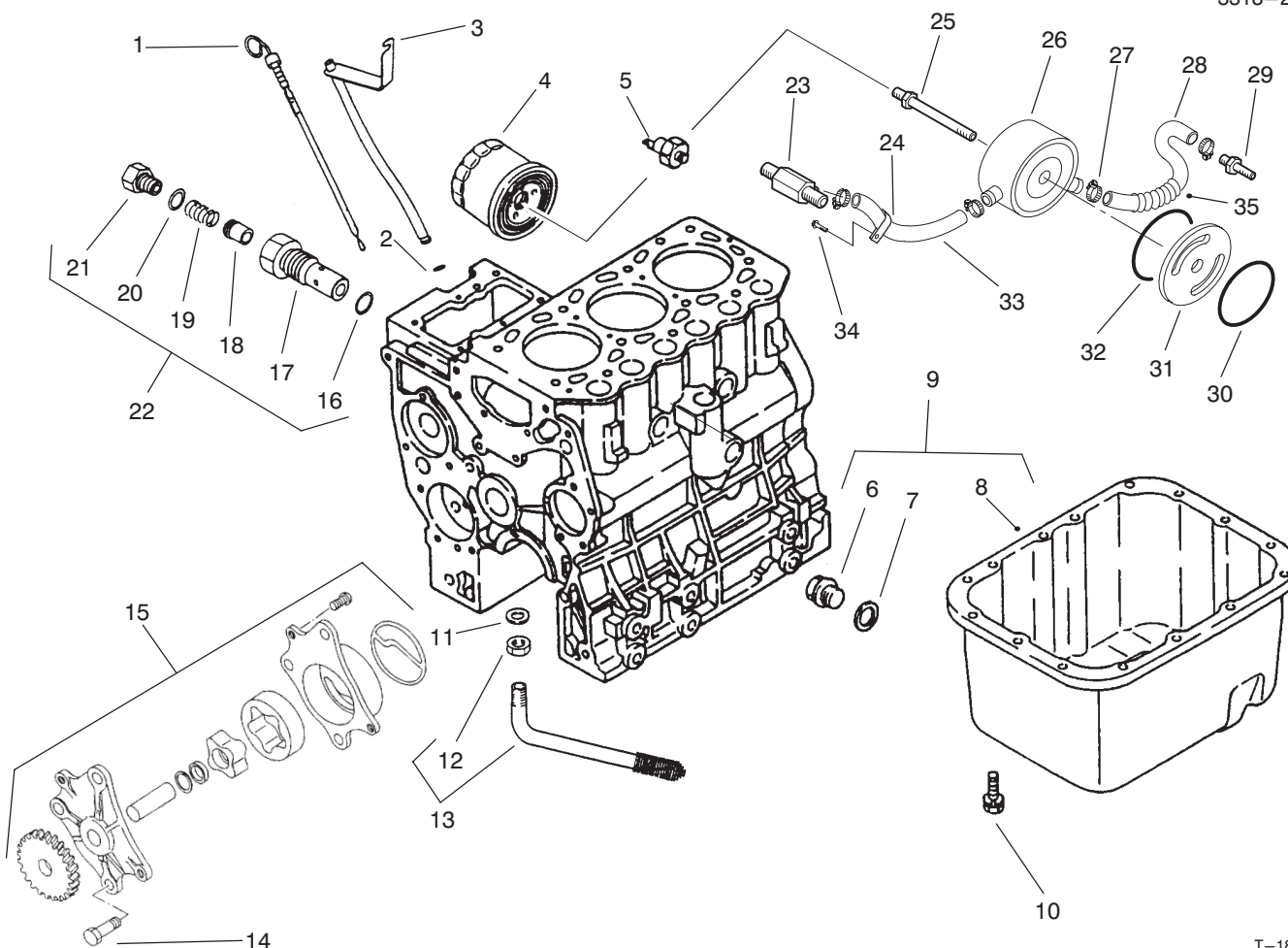
T-1894

VALVE, CAMSHAFT AND ROCKER ASSEMBLY

Ref. No.	Part No.	Description	No. Used
1	42-7990	Ring - Snap	2
2		Shaft - Rocker	1
3		Rocker	6
4	93-3401	Screw - Rocker	6
5	70-2970	Nut - Jam	6
6	93-3403	Bracket - Shaft, Rocker	2
7	93-3406	Spring - Rocker	2
8	93-3405	Cap - Sealing	2
9	93-3399	Bolt	1
10	93-3407	Bolt - Bracket, Rocker	3
11	93-3402	Bracket, Shaft, Rocker	1
12	93-3397	Cap - Valve	6
13	42-7860	Seal	6
14	67-3100	Retainer	6
15	92-1961	Seal	6
16	93-3396	Spring - Valve	6
17	93-3410	Bolt W/Washer	1
18	42-9820	Washer	1

Ref. No.	Part No.	Description	No. Used
19	93-3409	Bearing	1
20	42-7840	Key - Sunk	1
21	93-3408	Shaft - Pump, Fuel Inject.	1
22	93-3411	Rod - Push	6
23	42-7890	Tappet	6
24	93-3412	Camshaft	1
25	42-7730	key - Woodruff	1
26	60-7390	Plate - Thrust	1
27	67-2340	Bolt W/Washer	2
28	93-3395	Valve - Exhaust	3
29	93-3394	Valve - Inlet	3
*	93-3398	Asm. - Rocker & Shaft (Incl. Ref. #1-11)	1
*	93-3404	Assembly - Shaft (Incl. Ref. #2 & 8)	1
*	93-3400	Assembly - Rocker (Incl. Ref. #3-5)	1

*Not Illustrated

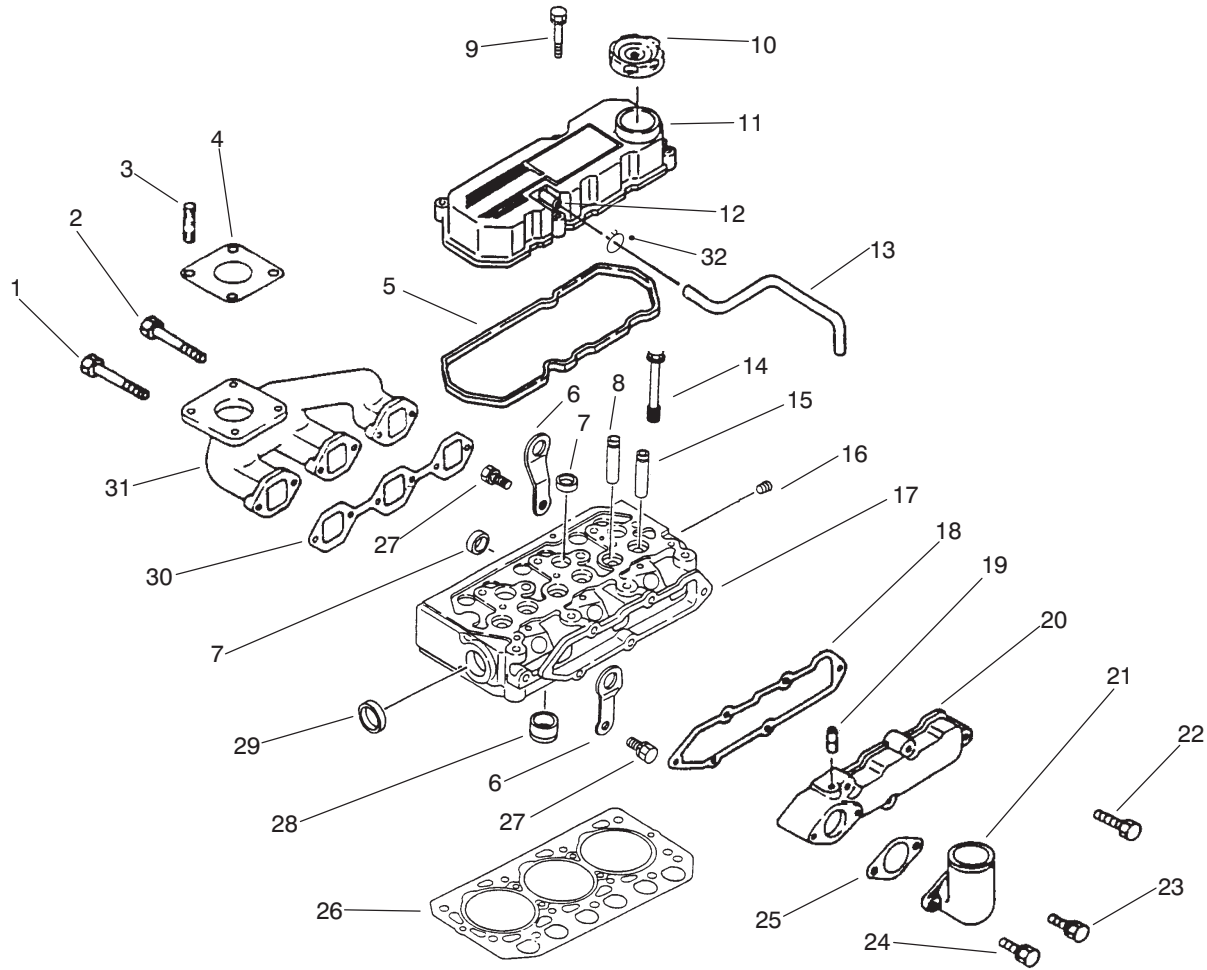


T-1895A

OIL PAN, PUMP RELIEF VALVE

Ref. No.	Part No.	Description	No. Used	Ref. No.	Part No.	Description	No. Used
1	93-3418	Gauge – Level, Oil	1	19	42-8930	Spring	1
2	42-8830	O-Ring	1	20	42-7290	Gasket	1
3	93-7013	Guide – Gauge, Oil Level	1	21	67-2520	Plug	1
4	93-4295	Assembly – Filter, Oil	1	22	93-3415	Assembly – Valve, Relief (Incl. Ref. #16-21)	1
5	56-1310	Switch – Oil	1	23	93-4291	Fitting – Pump, Water	1
6	92-1920	Plug – Drain	1	24	93-4296	Clamp-R	1
7	92-1921	Gasket – Plug, Drain	1	25	93-4290	Connector – Cooler	1
8		Pan – Oil	1	26	93-4285	Cooler – Oil, Engine	1
9	93-3422	Assembly – Pan, Oil (Incl. Ref. #6 – 8)	1	27	93-4297	Clamp – Hose	4
10	67-2340	Bolt W/Washer	15	28	93-4289	Hose – Cooler, Outlet	1
11	93-3414	Gasket	1	29	93-4288	Fitting – Block, Engine	1
12	48-1990	Nut – Jam	1	30	93-4287	O-Ring	1
13	93-3413	Assembly – Strainer (Incl. Ref. #12)	1	31	93-4284	Spacer – Cooler, Engine	1
14	93-3421	Bolt	3	32	93-4286	O-Ring	1
15	93-3420	Assembly – Pump, Oil	1	33	93-4294	Hose – Cooler, Inlet	1
16	93-3417	Gasket	1	34	42-9440	Bolt with Washer	1
17	93-3416	Housing	1	35	93-4292	Cover – Spiral Tube	1
18	67-2500	Plunger	1	*	93-3599	Gasket – Liquid (for Oil Pan)	1

* Not Illustrated.



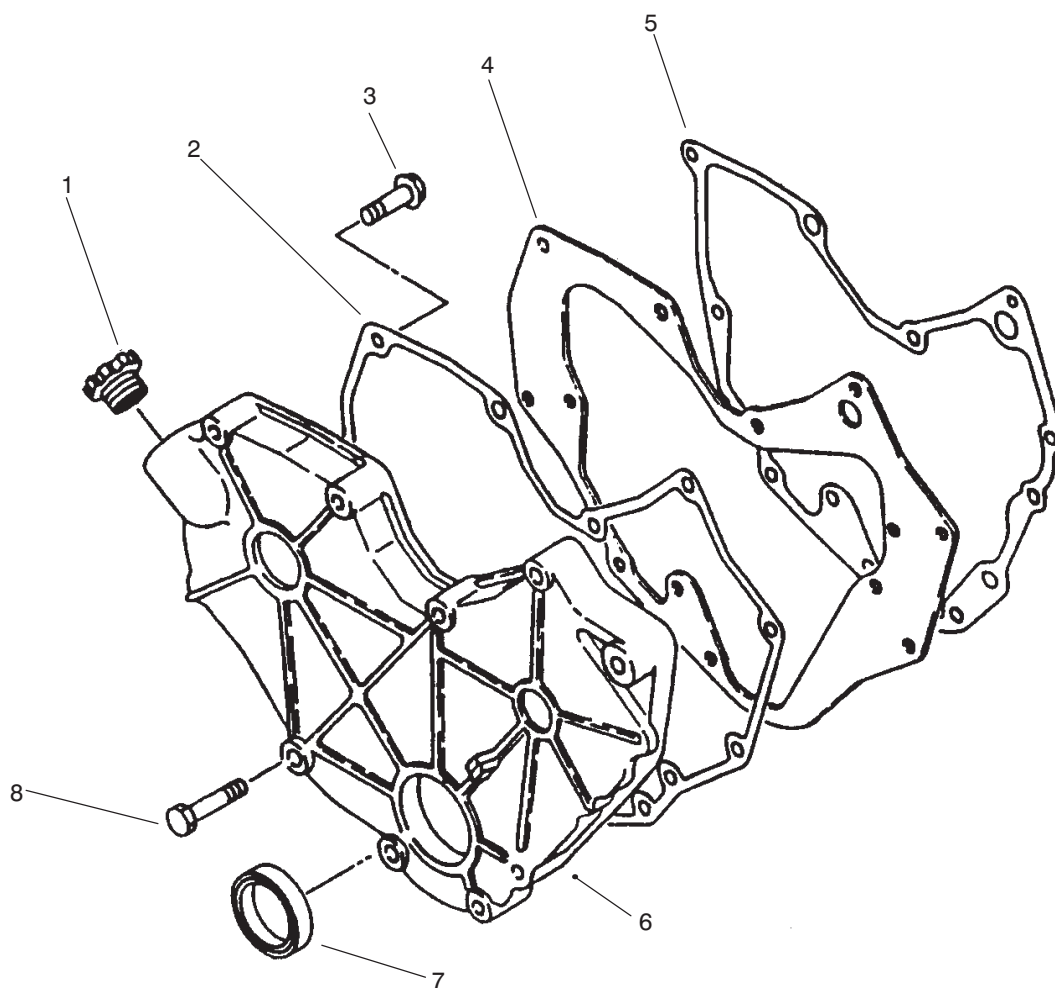
T-1896

CYLINDER HEAD, MANIFOLD & COVER ASSEMBLY

Ref. No.	Part No.	Description	No. Used
1	67-4580	Bolt	2
2	60-7280	Bolt	4
3	42-9570	Stud	4
4	93-3423	Gasket	1
5	93-3424	Gasket - Cover, Rocker	1
6	42-7440	Hanger - Engine	2
7	42-7080	Cap - Sealing	5
8	93-3425	Guide - Valve, In	3
9	93-3435	Bolt W/Washer	4
10	42-7420	Cap - Oil	1
11	93-3433	Assy. - Cover, Rocker (Ref. #12)	1
12	42-7510	Pipe	1
13	93-3594	Hose - Breather	1
14	93-3426	Bolt - Head, Cylinder	11
15	93-3427	Guide - Valve	3
16	67-2570	Plug - Taper	1

Ref. No.	Part No.	Description	No. Used
17	93-3428	Cylinder Head Assembly (Ref. #7, 8, 15, 28 & 29)	1
18	93-3434	Gasket - Cover, Inlet	1
19	93-3598	Cap - Sealing	1
20	93-3438	Assy. - Cover, Inlet (Ref. #19)	1
21	93-3440	Pipe - Inlet	1
22	92-2143	Bolt W/Washer	5
23	93-3442	Bolt W/Washer	1
24	93-3443	Bolt W/Washer	1
25	93-3441	Gasket - Pipe, Inlet	1
26	93-3431	Gasket - Head, Cylinder	1
27	93-3432	Bolt W/Washer	2
28	93-3430	Jet - Combustion	3
29	93-3429	Cap - Sealing	1
30	93-3436	Gasket - Exhaust	1
31	93-3437	Asm. - Manifold, Exhaust	1
32	93-3595	Clip - Hose	1

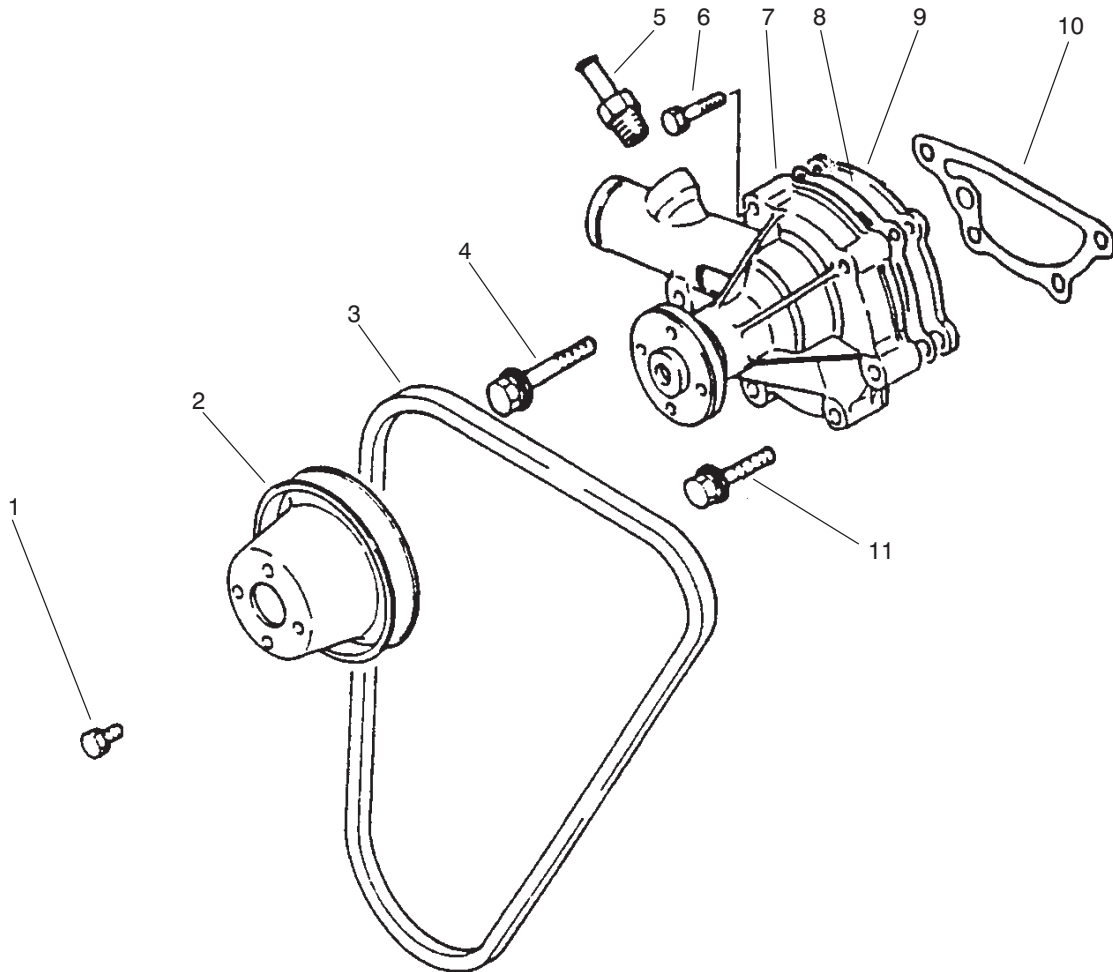
*Not Illustrated



T-1897

TIMING GEAR CASE

Ref. No.	Part No.	Description	No. Used	Ref. No.	Part No.	Description	No. Used
1	93-3444	Cap - Filler	1	5	93-3447	Gasket - Plate, Front	1
2	93-3445	Gasket - Gear	1	6	93-3448	Case - Gear	1
3	67-2340	Bolt W/Washer	7	7	42-7390	Seal - Oil	1
4	93-3446	Plate - Front	1	8	93-3449	Bolt	8

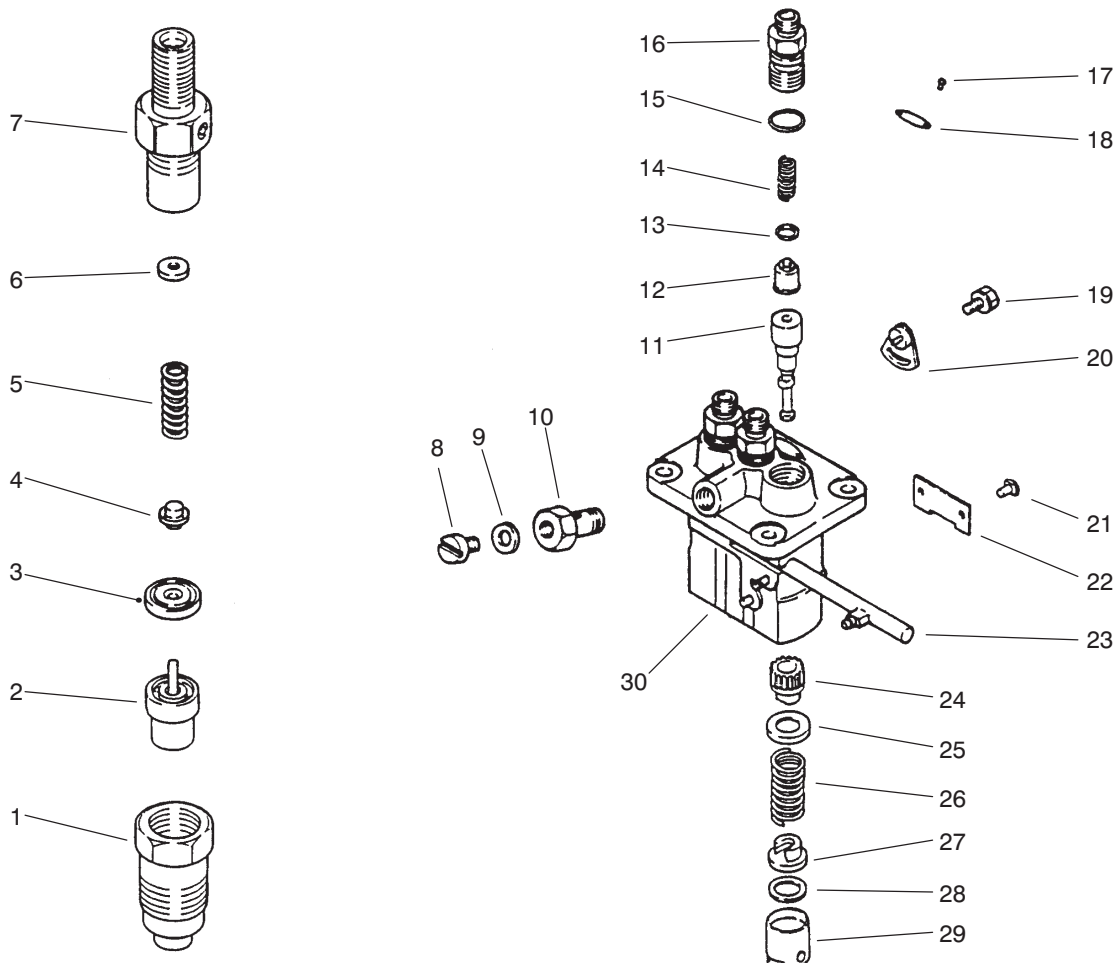


T-1898

WATER PUMP ASSEMBLY

Ref. No.	Part No.	Description	No. Used
1	93-3459	Bolt W/Washer	4
2	93-3458	Pulley - Pump, Water	1
3	93-3460	V-Belt	1
4	93-3456	Bolt W/Washer	3
5	93-3452	Joint	1
6	93-3451	Bolt W/Washer	2

Ref. No.	Part No.	Description	No. Used
7	93-3450	Assembly - Pump, Water (Incl. Ref. #5-6 & 8-9)	1
8	93-3453	Gasket	1
9	93-3454	Plate	1
10	93-3455	Gasket - Pump, Water	1
11	93-3457	Bolt W/Washer	1

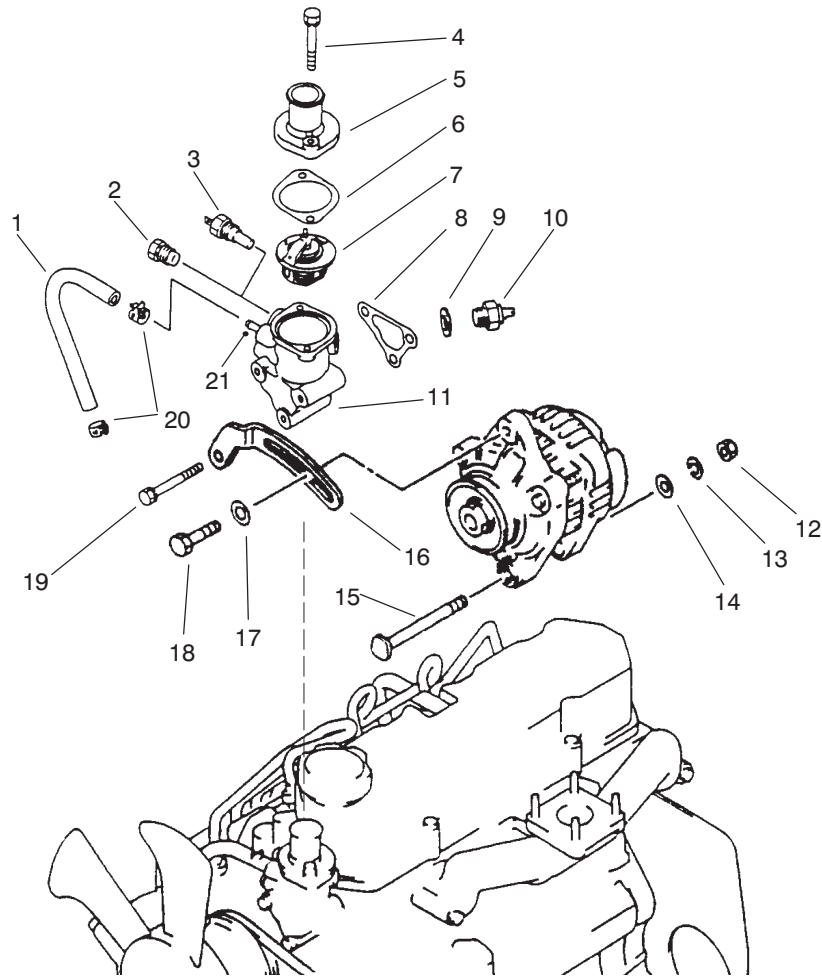


T-1899

FUEL INJECTION PUMP ASSEMBLY

Ref. No.	Part No.	Description	No. Used	Ref. No.	Part No.	Description	No. Used
1	72-0270	Nut - Retaining	3	18	93-3487	Plate - Name	1
2	93-3503	Assembly - Nozzle	3	19	93-3478	Bolt - Washer Head	2
3	72-0280	Piece - Distance	3	20	93-3477	Plate - Adjusting	2
4	93-3502	Pin - Pressure	3	21	93-3475	Pin - Guide, Tappet	3
5	93-3501	Spring - Pressure	3	22	93-3476	Plate	1
6	93-3491	Washer - 1.25 mm	A/R	23	93-3472	Assembly - Control, Rack	1
*	93-3492	Washer - 1.3 mm	A/R	24	93-3468	Sleeve - Control	3
*	93-3493	Washer - 1.35 mm	A/R	25	93-3469	Seat - Spring, Upper	3
*	93-3494	Washer - 1.4 mm	A/R	26	93-3470	Spring - Plunger	3
*	93-3495	Washer - 1.45 mm	A/R	27	93-3473	Seat - Spring, Lower	3
*	93-3496	Washer - 1.5 mm	A/R	28	70-3970	Plate - Shim .6 mm	A/R
*	93-3497	Washer - 1.55 mm	A/R	*	70-4070	Plate - Shim .2 mm	A/R
*	93-3498	Washer - 1.6 mm	A/R	*	70-4080	Plate - Shim .3 mm	A/R
*	93-3499	Washer - 1.65 mm	A/R	*	70-4090	Plate - Shim .4 mm	A/R
*	93-3500	Washer - 1.7 mm	A/R	*	70-4100	Plate - Shim .5 mm	A/R
7	93-3490	Assembly - Sub, Body	3	*	93-3482	Plate - Shim .25 mm	A/R
8	93-3480	Screw - Bleeder, Air	1	*	93-3483	Plate - Shim .35 mm	A/R
9	93-3481	Washer - Union, Pipe	1	*	93-3484	Plate - Shim .45 mm	A/R
10	93-3479	Screw - Hollow	1	*	93-3485	Plate - Shim .55 mm	A/R
11	93-3467	Assembly - Sub, Element	3	*	93-3486	Plate - Shim .65 mm	A/R
12	93-3466	Assembly - Sub, Valve	3	29	93-3471	Assembly - Sub, Tappet	3
13	93-3465	Gasket - Delivery, Valve	3	30	93-3462	Assembly - Sub, Housing	1
14	93-3464	Spring - Delivery, Valve	3	*	93-3461	Assembly - Pump, Fuel (Incl. Ref. #8-30)	1
15	93-3474	O-Ring	3	*	93-3489	Assembly - Nozzle & Holder (Incl. Ref. #1-7)	1
16	93-3463	Holder - Delivery, Valve	3				
17	93-3488	Rivet	2				

*Not Illustrated

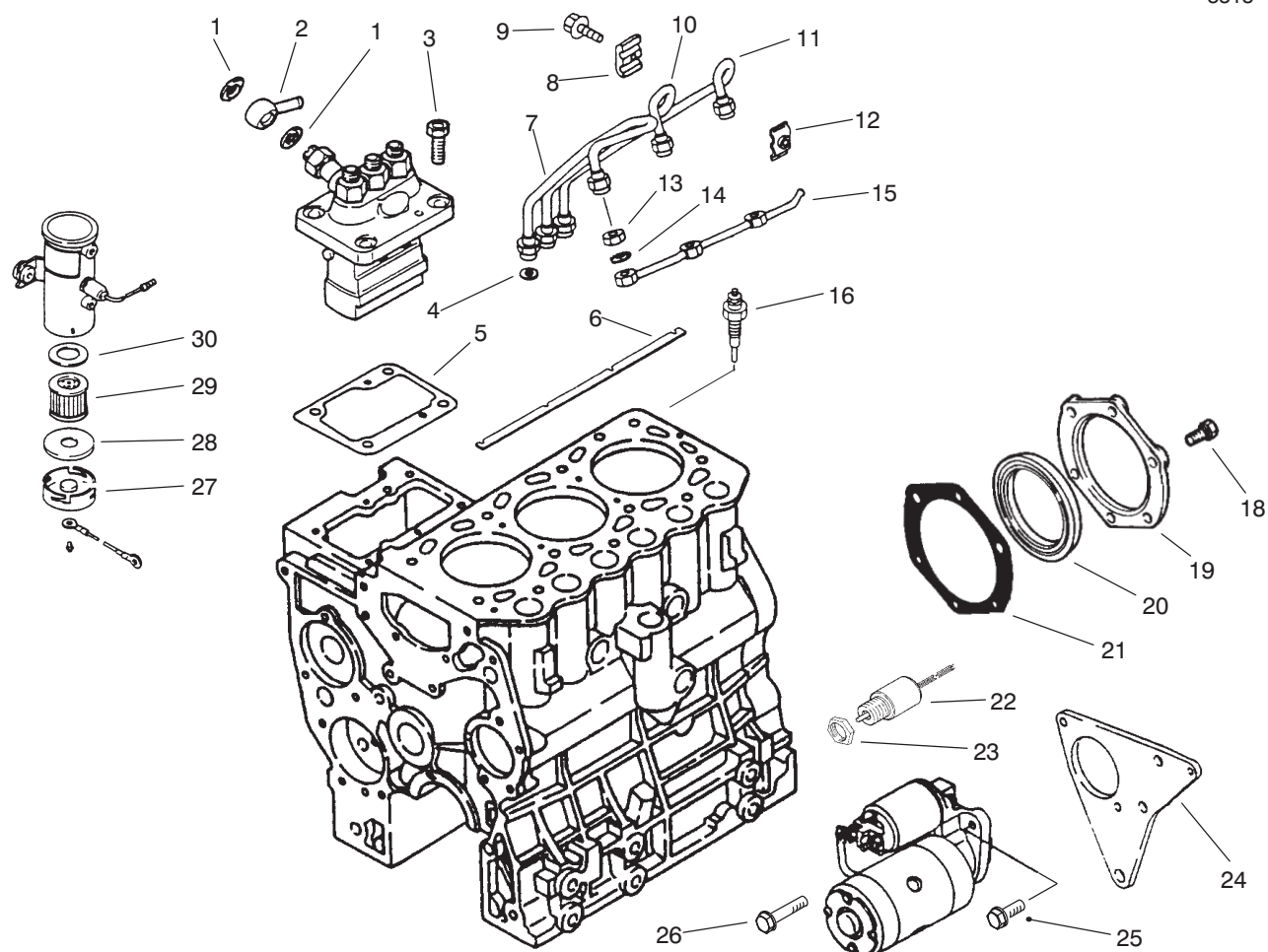


T-1900

THERMOSTAT AND ALTERNATOR MOUNT ASSEMBLY

Ref. No.	Part No.	Description	No. Used
1	93-3523	Assembly - Hose, Fuel (Incl. Ref. #20)	1
2	93-3528	Plug	1
3	93-3525	Gauge	1
4	56-2020	Bolt W/Washer	2
5	56-1360	Fitting - Outlet, Water	1
6	42-7550	Gasket	1
7	93-3524	Thermostat	1
8	93-3521	Gasket - Case, Thermostat	1
9	93-3527	Gasket	1
10	93-3526	Switch	1
11	93-3519	Assembly - Case, Therm. (Incl. Ref. #21)	1

Ref. No.	Part No.	Description	No. Used
12	93-3509	Nut	1
13	93-3510	Washer - Spring	1
14	93-3511	Washer - Plain	1
15	93-3512	Bolt - Alternator	1
16	93-3508	Plate - Adjusting	1
17	54-8660	Washer	1
18	67-4660	Bolt - Flange Head	1
19	93-3522	Bolt W/Washer	3
20	56-1400	Clip	2
21	93-3520	Pipe	1

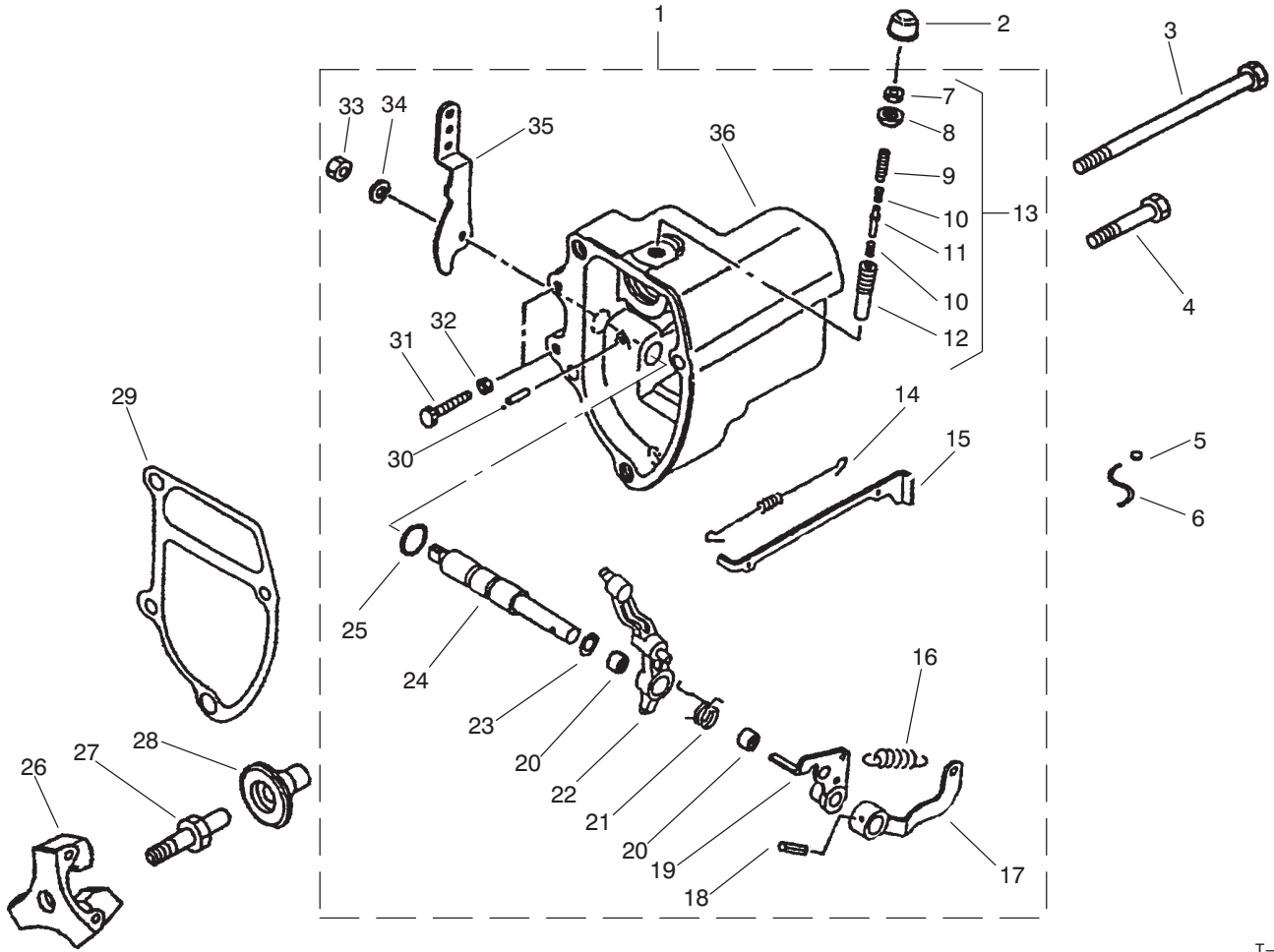


T-1901A

FUEL AND STARTER SYSTEM ASSEMBLY

Ref. No.	Part No.	Description	No. Used	Ref. No.	Part No.	Description	No. Used
1	42-9830	Washer - Seal	2	13	67-3430	Nut	3
2	93-3518	Nipple - Swivel	1	14	67-3440	Gasket - Return, Fuel	3
3	93-3517	Bolt	4	15	93-3516	Pipe - Leak Off, Fuel	1
4	67-3390	Gasket - Holder	3	16	93-3506	Plug - Glow	3
5	42-8010	Shim - 0.2 mm	A/R	18	93-3393	Bolt	5
*	42-8020	Shim - 0.3 mm	A/R	19	93-3390	Case - Seal, Oil	1
*	42-8030	Shim - 0.4 mm	A/R	20	93-3392	Seal - Oil	1
*	42-8040	Shim - 0.5 mm	A/R	21	93-3391	Gasket - Seal, Oil	1
*	42-8050	Shim - 0.6 mm	A/R	22	93-3504	Assembly - Solenoid	1
*	42-8060	Shim - 0.7 mm	A/R	23	43-2750	Nut	1
*	42-8070	Shim - 0.8 mm	A/R	24	93-3505	Bracket - Starter	1
*	42-8080	Shim - 0.9 mm	A/R	25	42-9240	Bolt W/Washer	3
*	42-8090	Shim - 1.0 mm	A/R	26	67-2440	Bolt W/Washer	2
6	93-3507	Plate - Connection	1	27	43-2580	Magnet	1
7	93-3513	Pipe - Injector No.1	1	28	43-2560	Gasket	1
8	56-0750	Clamp A	2	29	43-2550	Filter	1
9	43-2860	Bolt W/Washer	2	30	43-2570	Gasket	1
10	93-3514	Pipe - Injector No.2	1	*	53-8150	Assembly - Pump, Electric (Incl. Ref. #27-30)	1
11	93-3515	Pipe - Injector No.3	1				
12	56-0760	Clamp B	2				

*Not Illustrated

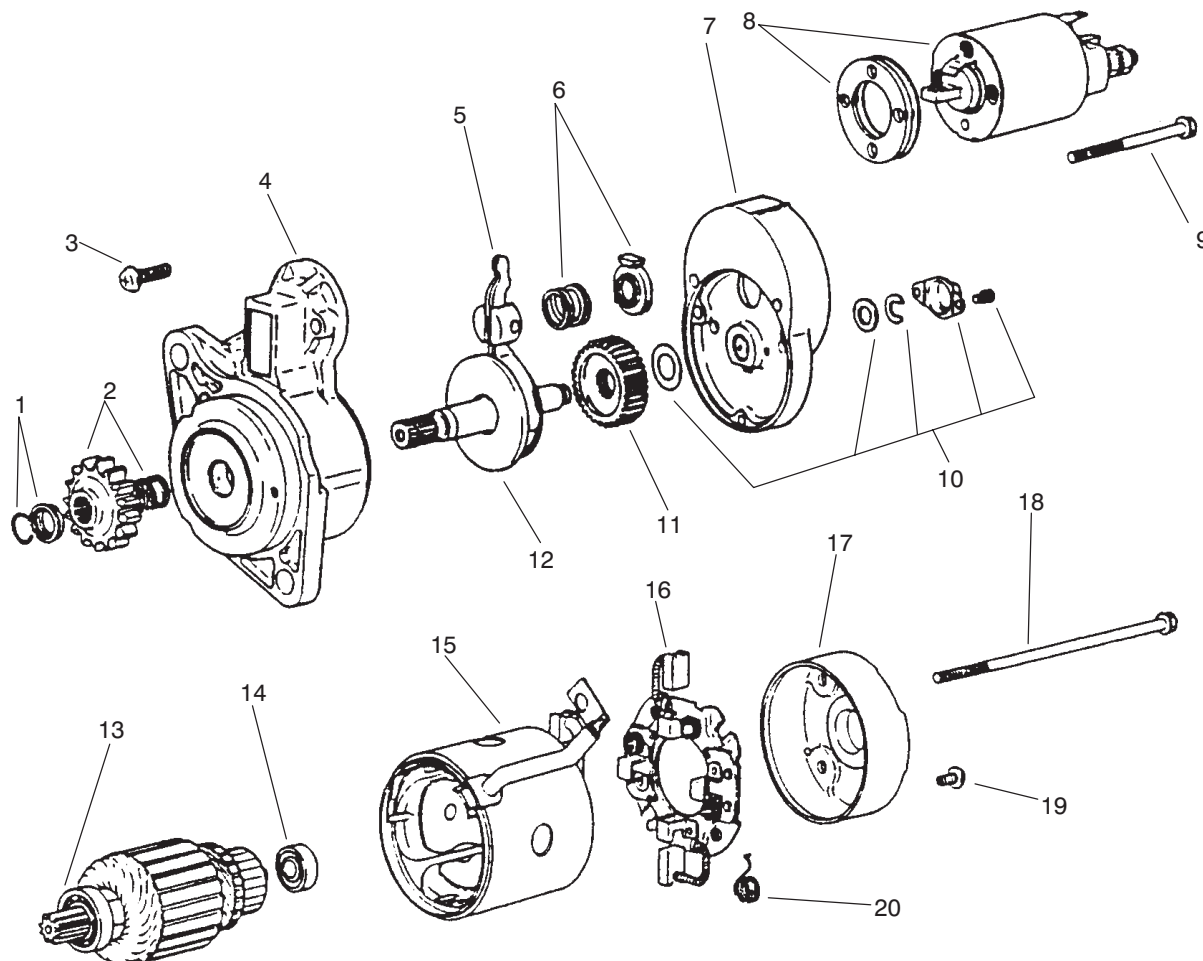


T-1902

GOVERNOR

Ref. No.	Part No.	Description	No. Used
1	93-3529	Assembly - Case, Governor	1
2	67-4240	Cap	1
3	93-3554	Bolt - Case, Governor	1
4	93-3553	Bolt	3
5	42-8690	Metal	1
6	93-3552	Wire	1
7	67-4180	Nut	1
8	67-4200	Nut	1
9	67-4220	Screw - Adjusting	1
10	93-3537	Spring - Torque	2
11	93-3536	Stopper	1
12	67-4210	Case	1
13	93-3535	Spring Set - Torque (Incl. Ref. #7-12)	1
14	93-3547	Spring - Rod, Tie	1
15	93-3546	Rod - Tie	1
16	93-3534	Spring - Governor	1
17	93-3542	Lever - Spring, Governor	1
18	93-3530	Pin - Spring	1

Ref. No.	Part No.	Description	No. Used
19	93-3543	Lever - Tension	1
20	42-7310	Bearing - Needle	2
21	93-3538	Spring - Start	1
22	93-3544	Lever - Governor	1
23	93-3539	Shim - Shaft, Governor	1
24	93-3545	Shaft - Governor	1
25	93-3531	O-Ring	1
26	93-3549	Shaft - Sleeve, Sliding	1
27	93-3550	Sleeve - Sliding	1
28	93-3551	Weight	1
29	93-3548	Gasket - Case, Governor	1
30	42-8810	Pin - Grooved	1
31	93-3533	Bolt - Speed Set	2
32	67-4290	Nut	2
33	93-3532	Nut - Jam	1
34	67-3260	Washer - Spring	1
35	93-3540	Lever - Speed	1
36	93-3541	Case - Governor	1

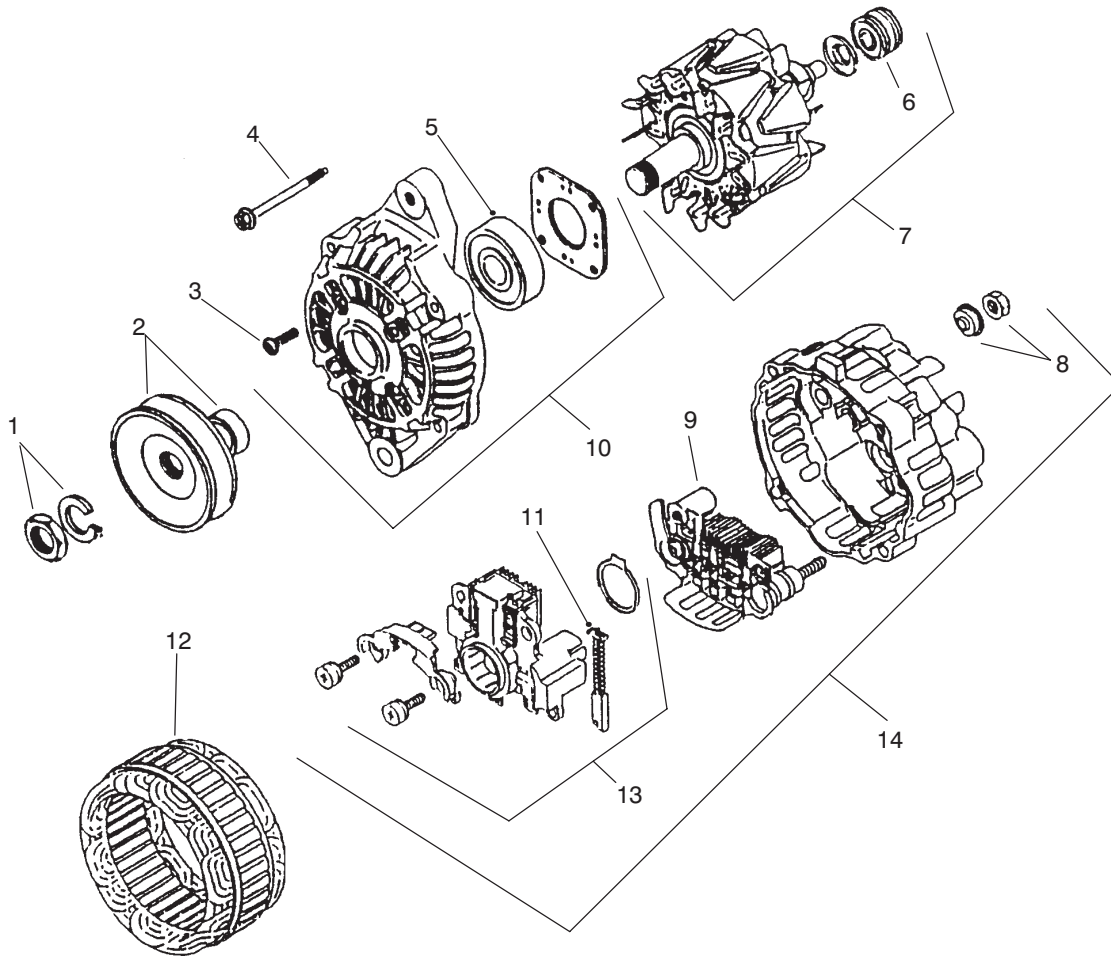


T-1903

STARTER ASSEMBLY

Ref. No.	Part No.	Description	No. Used	Ref. No.	Part No.	Description	No. Used
1	93-3576	Stopper Set	1	15	93-3571	Assembly - Yoke	1
2	93-3567	Pinion Set (Incl. Ref. #1)	1	16	93-3573	Assembly - Holder (Incl. Ref. 20)	1
3	93-3556	Screw Set (Incl. Ref. #19)	1	17	93-3575	Assembly - Bracket, Rear	1
4	93-3557	Assembly - Bracket, Front	1	18	93-3565	Bolt Set	2
5	93-3558	Assembly - Lever	1	19	93-3556	Screw	1
6	93-3559	Spring Set	1	20	93-3574	Spring - Brush	4
7	93-3560	Assembly - Bracket, Center	1	21	93-3568	Gear Set (Incl. Ref. #11-12)	1
8	93-3561	Assembly - Switch	1	*	93-3566	Assembly - Shaft, Clutch (Incl. Ref. #2, 10 & 21)	1
9	93-3572	Bolt Set	1	*	93-3562	Armature Set (Incl. Ref. #13-14)	1
10	93-3570	Cover Set	1	*	93-3555	Assembly - Starter (Incl. Ref. #1-21)	1
11	93-3569	Gear	1				
12	67-4790	Assembly - Shaft, Pinion	1				
13	93-3563	Bearing - Front	1				
14	93-3564	Bearing - Rear	1				

*Not Illustrated



T-1904

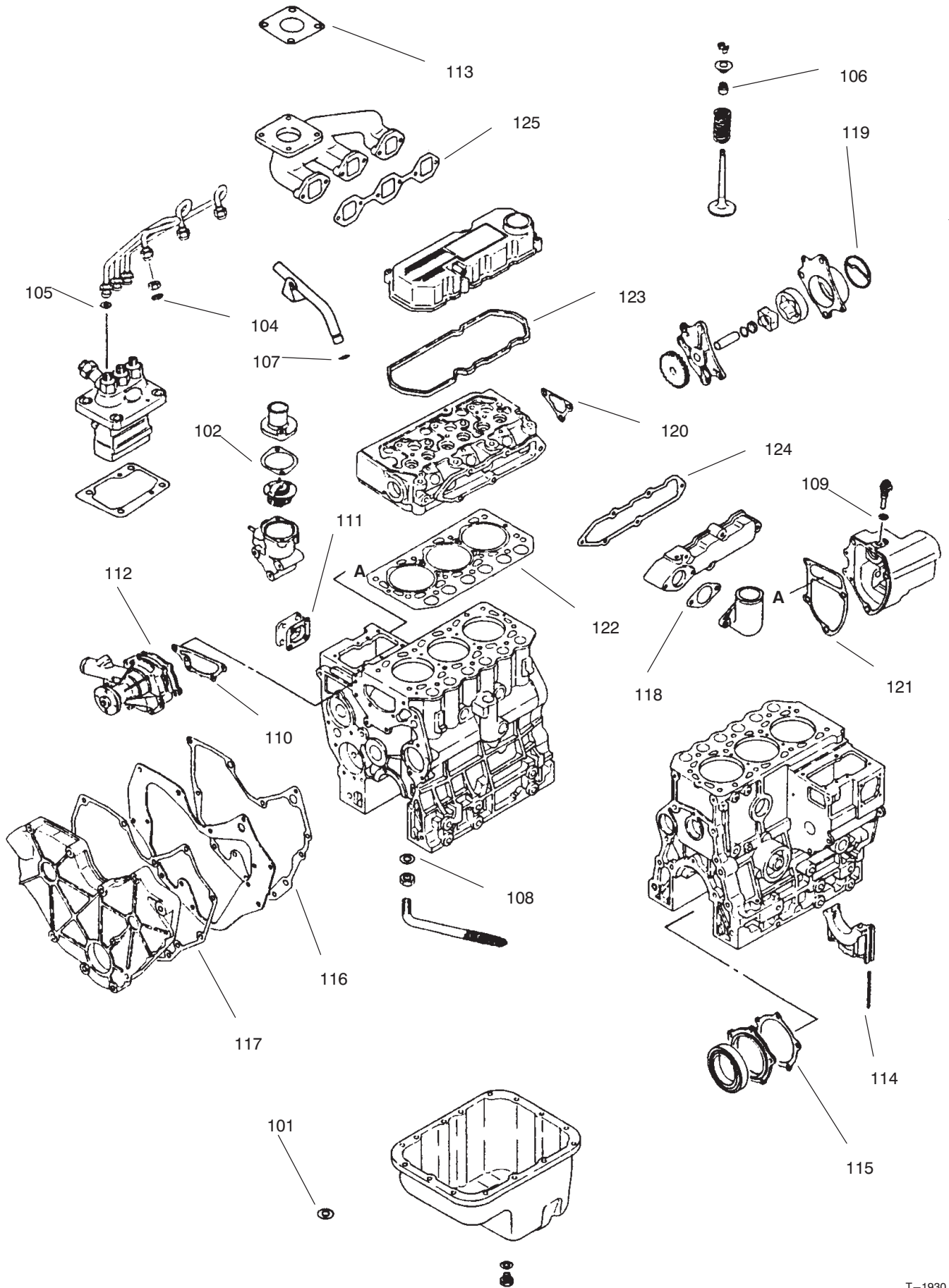
ALTERNATOR ASSEMBLY

Ref. No.	Part No.	Description	No. Used
1	93-3578	Nut - Set	1
2	93-3579	Assembly - Pulley	1
3	93-3582	Screw Set	1
4	93-3580	Bolt Set	1
5	93-3583	Bearing - Front	1
6	93-3585	Bearing - Rear	1
7	93-3584	Assembly - Rotor	1
8	93-3591	Nut - Set	1

Ref. No.	Part No.	Description	No. Used
9	93-3590	Assembly - Rectifier	1
10	93-3581	Assembly - Bracket, Front	1
11	93-3589	Brush	2
12	93-3586	Assembly - Stator	1
13	93-3588	Regulator Set	1
14	93-3587	Assembly - Bracket, Rear	1
*	93-3577	Assembly - Alternator (Incl. Ref. #1-14)	1

*Not Illustrated

OVERHAUL GASKET KIT

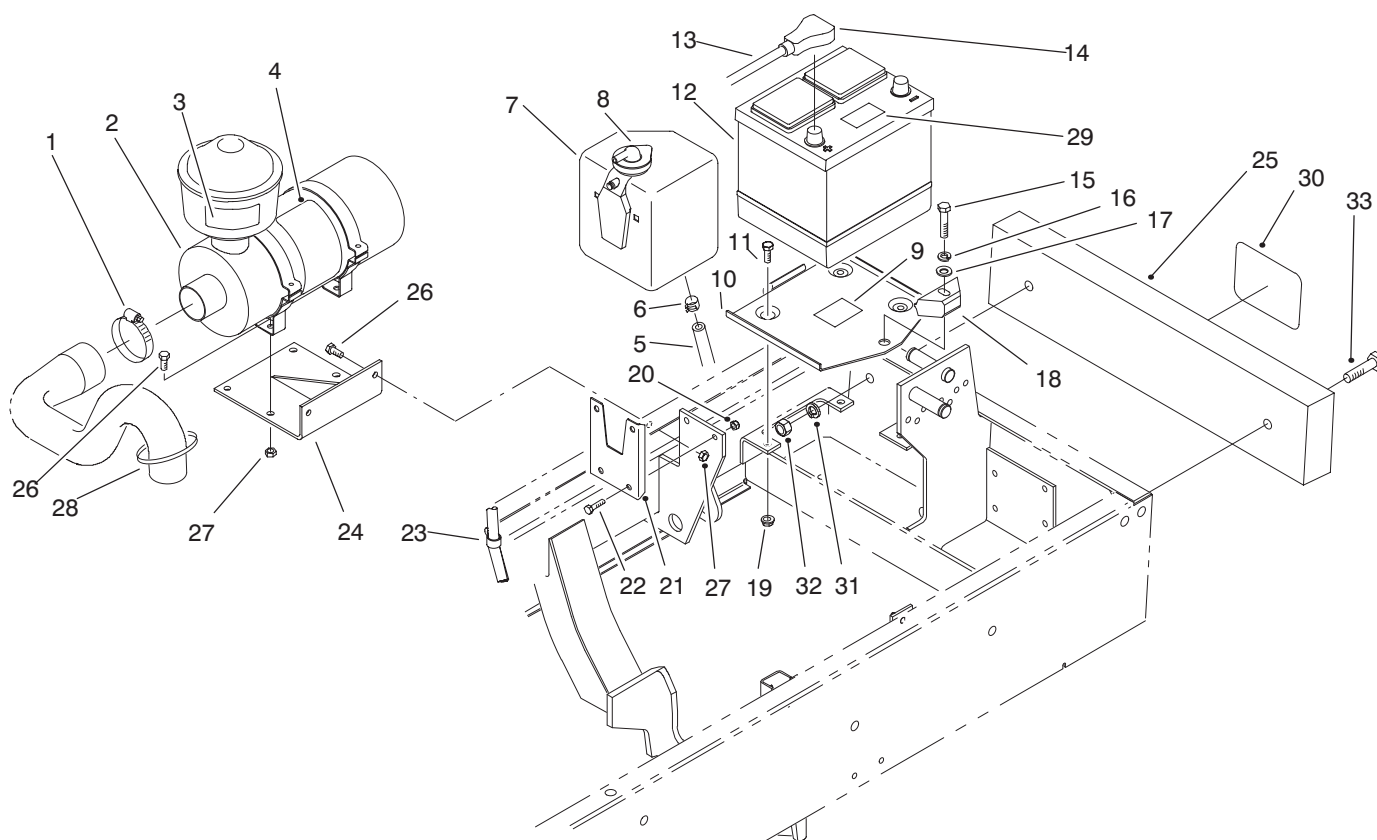


OVERHAUL GASKET KIT

Ref. No.	Part No.	Description	No. Used
101	93-3417	Gasket	1
102	42-7550	Gasket	1
104	67-3440	Gasket - Fuel Return	3
105	67-3390	Gasket - Holder	3
106	92-1961	Seal - Valve Stem	6
107	42-8830	O-Ring	1
108	93-3414	Gasket	1
109	93-3527	Gasket	1
110	93-3455	Gasket - Water Pump	1
111	93-3361	Gasket - Tie Rod Cover	1
112	93-3453	Gasket - Water Pump	1
113	93-3423	Gasket	1
114	93-3383	Seal - Side	4

Ref. No.	Part No.	Description	No. Used
115	93-3391	Gasket - Oil Seal Case	1
116	93-3447	Gasket - Front Plate	1
117	93-3445	Gasket - Gear	1
118	93-3441	Gasket - Inlet Pipe	1
119	93-3593	Packing - Body	1
120	93-3521	Gasket - Thermo Case	1
121	93-3548	Gasket - Governor Case	1
122	93-3431	Gasket - Cylinder Head	1
123	93-3424	Gasket - Rocker	1
124	93-3434	Gasket - Inlet Cover	1
125	93-3436	Gasket - Exhaust	1
*	93-3592	Kit- Gasket, Complete	1

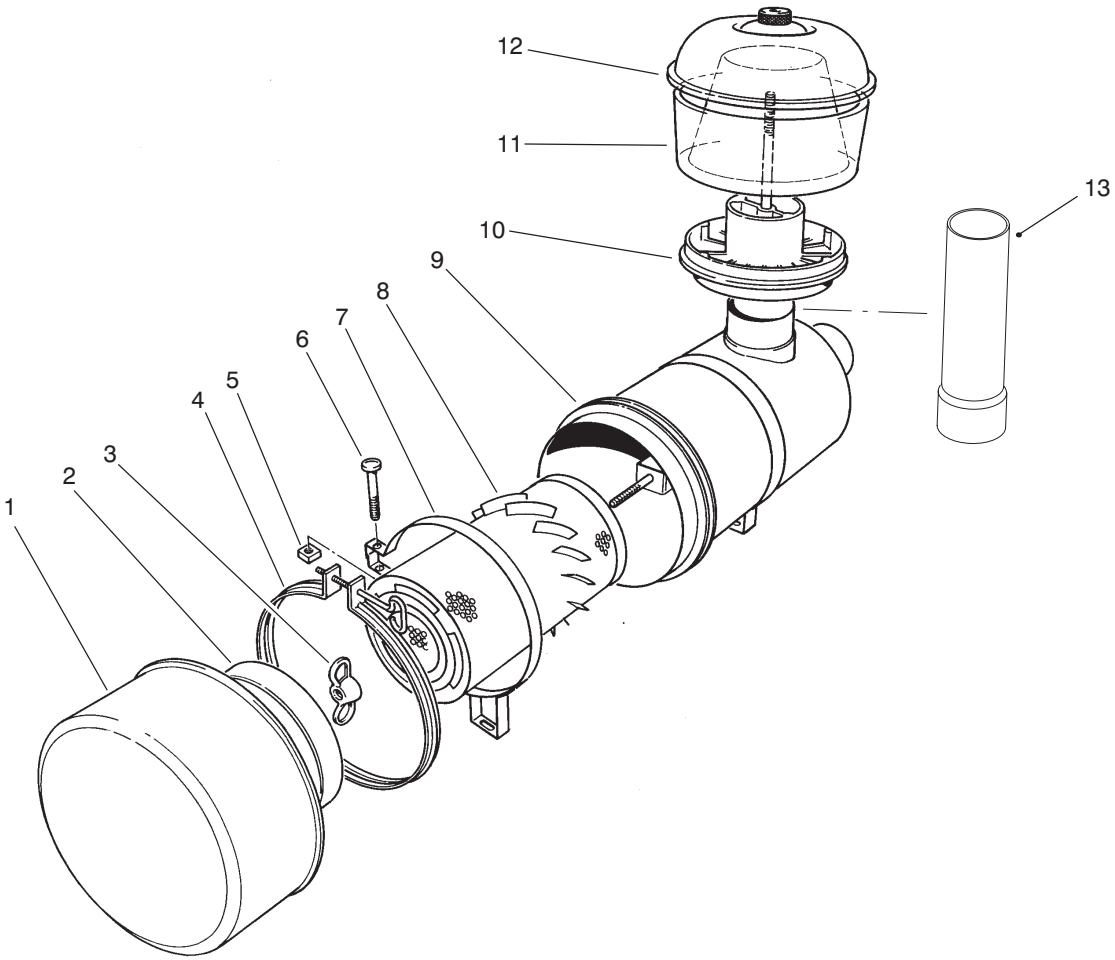
*Not Illustrated



T-1881B

ENGINE COMPONENTS ASSEMBLY

Ref. No.	Part No.	Description	No. Used	Ref. No.	Part No.	Description	No. Used
1	2412-42	Clamp – Hose	1	14	28-1280	Boot – Cable	1
2	48-4220	Assembly – Air Cleaner (Incl. Ref. #4)	1	15	323-9	Screw – Cap Hex. Hd.	1
3	83-9150	Decal – Starting Fluid	1	16	3253-21	Washer – Lock	1
3	93-6692	Decal – Starting Fluid (Europe)	1	17	3256-24	Washer – Flat	1
3	84-3100	Decal – Starting Fluid (Japan)	1	18	66-2490	Clamp – Battery	1
4	27-7160	Decal – Instructions	1	19	32128-20	Nut – Lock	3
4	93-8052	Decal – Instructions (Europe)	1	20	32128-33	Nut – Lock	2
5	75-2851	Hose – Expansion Tank	1	21	75-4250	Bracket – Expansion Tank	1
6	92-2379	Clamp – Hose	1	22	321-6	Screw – Cap Hex. Hd.	2
7	63-7380	Assembly – Expansion Tank (Incl. Ref. #8)	1	23	2412-41	Clamp – R	1
8	71-1520	Cap – Expansion Tank	1	24	94-4923	Bracket – Air Cleaner	1
9	93-6668	Decal – Battery (Europe)	1	25	75-6680	Bar – Weight (Europe)	1
10	66-2330	Base – Battery	1	26	322-5	Screw – Cap Hex. Hd.	6
11	322-4	Screw – Cap Hex. Hd.	3	27	3296-29	Nut – Lock	6
12		Battery (Type 26, 530 Amp.)	1	28	3290-378	Tie – Cable	1
13	75-1370	Asm. – Battery Cable (+) (Incl. Ref. #14)	1	29	93-7276	Decal – Danger (Europe)	1
				30	62-5550	Decal – Toro (Europe)	1
				31	3253-27	Washer – Lock (Europe)	2
				32	3217-9	Nut – Hex. (Europe)	2
				33	325-8	Screw – Cap Hex. Hd. (Europe)	2



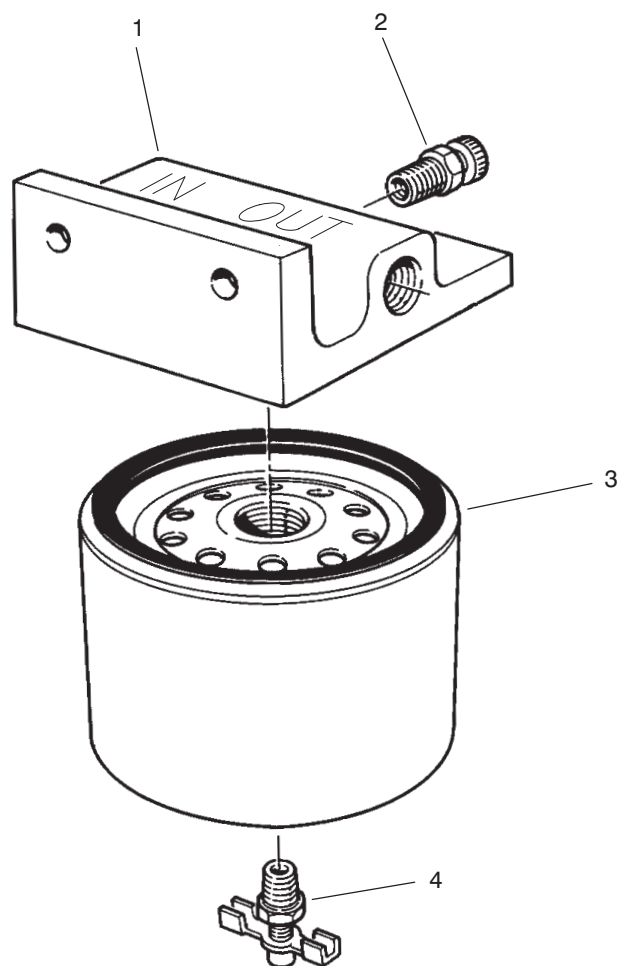
T-0126A

AIR CLEANER ASSEMBLY

Ref. No.	Part No.	Description	No. Used
1	27-7150	Assembly - Cup	1
2	27-7140	Baffle	1
3	27-7120	Nut	1
4	27-7130	Assembly - Clamp	1
5	32107-11	Nut-Square	2
6	3258-19	Screw - Machine	2
7	27-7170	Assembly - Band	2
8	27-7110	Assembly - Element	1
9†		Housing	1

Ref. No.	Part No.	Description	No. Used
10	62-6300	Assembly - Sleeve	1
11	33-1270	Bowl	1
12	33-1260	Assembly - Cover	1
*	48-7430	Assembly - Pre-Cleaner (Incl. Ref. #10-12)	1
*	48-4220	Assembly - Air Filter (Incl. Ref. #1-4, 8-9)	1
*	27-7220	Air Cleaner Soap	1
13	43-3810	Tube - Air Cleaner (Optional)	1

*Not Illustrated
 †Not Serviceable Separately

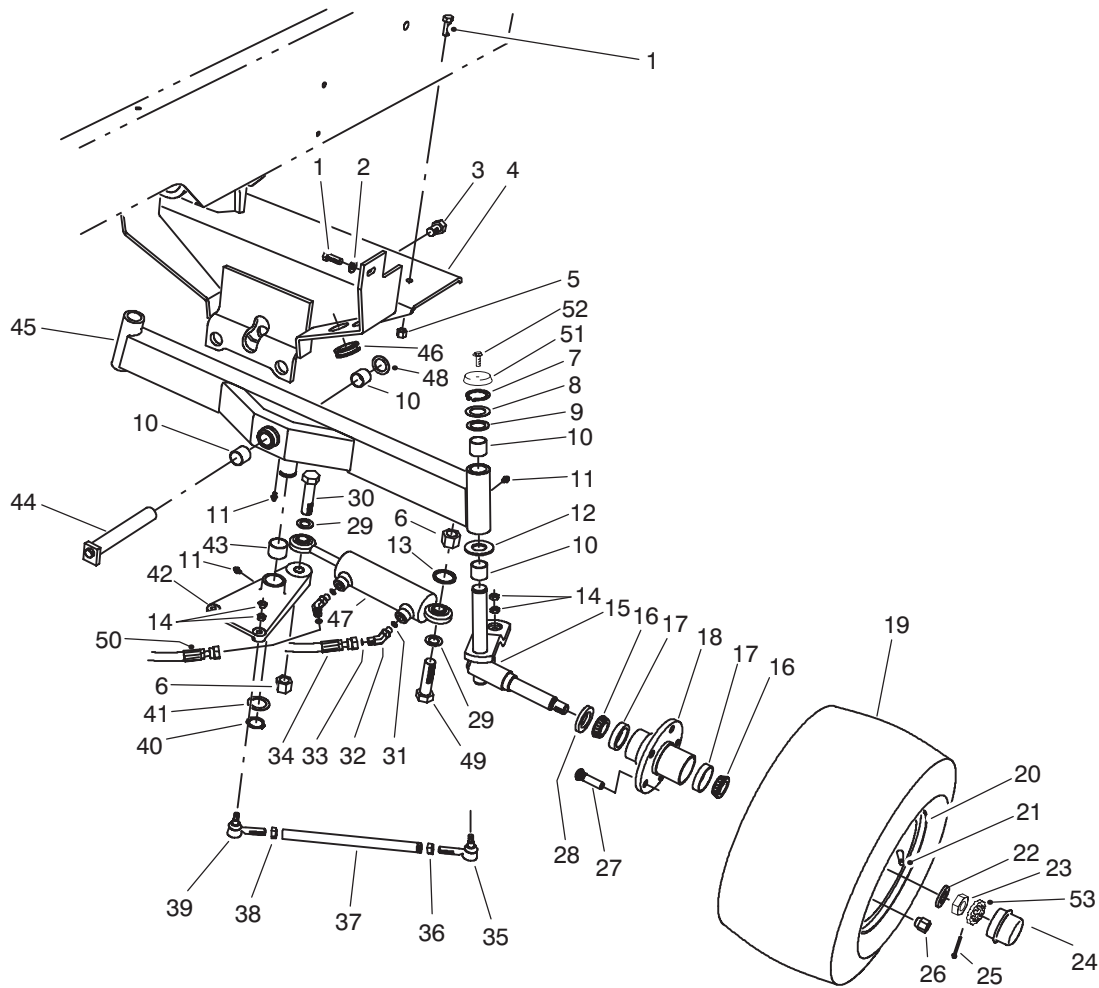


T-1934

FUEL FILTER ASSEMBLY

Ref. No.	Part No.	Description	No. Used	Ref. No.	Part No.	Description	No. Used
1	63-8280	Head-Filter, Fuel (Incl. Ref. #2)	1	4	63-8310	Valve-Drain	1
2	63-8290	Vent-Air	1	*	63-8300	Assembly - Fuel Filter	1
3	63-8300	Element-Spin-On (Incl. Ref. #4)	1				

*Not Illustrated



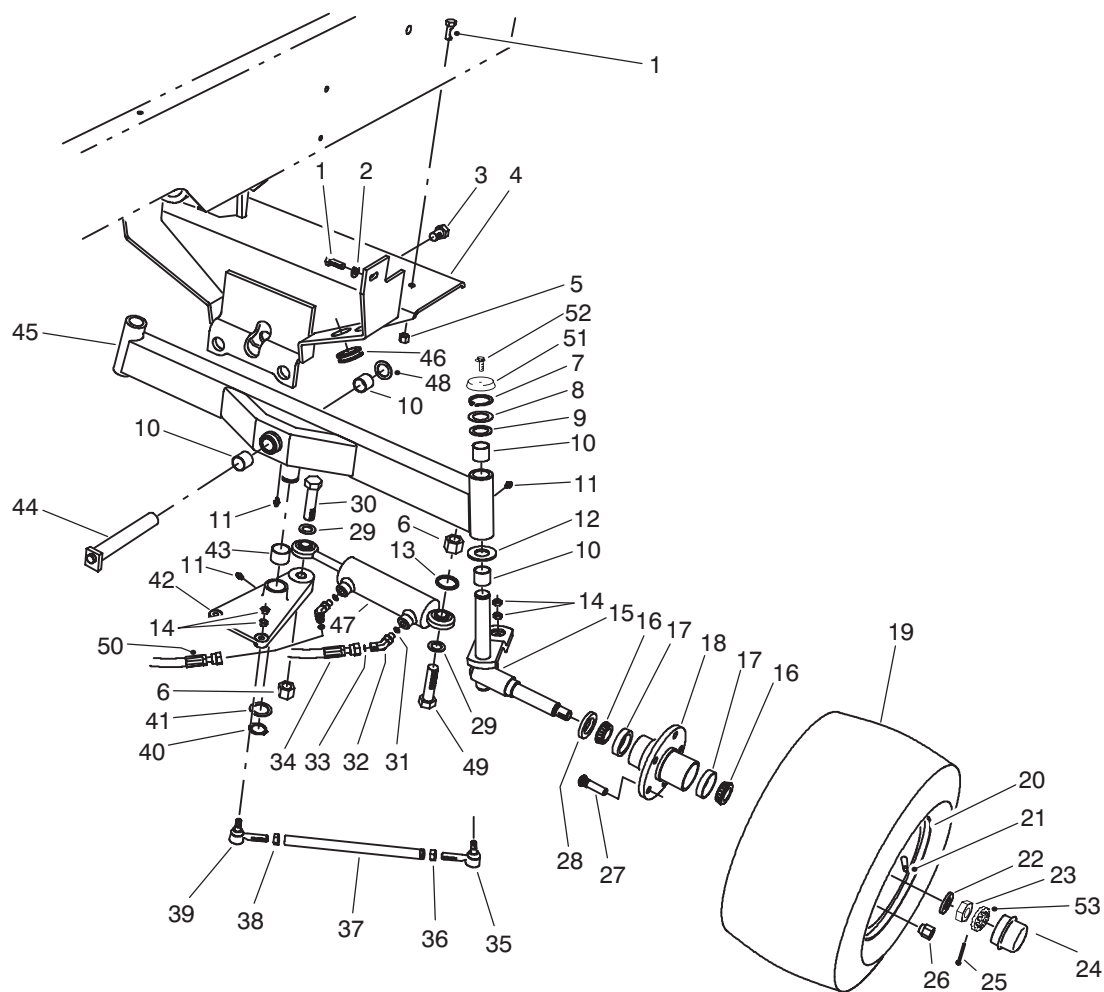
T-1915A

REAR AXLE ASSEMBLY

Ref. No.	Part No.	Description	No. Used
1	323-7	Screw - Cap Hex. Hd.	4
2	3256-24	Washer - Flat	2
3	327-2	Screw - Cap Hex. Hd.	1
4	93-0064	Support - Rear Axle	1
5	3296-39	Nut - Lock	2
6	32153-6	Nut - Lock	2
7	32151-36	Ring - Retaining	2
8	5-1226	Washer - Shim	A/R
9	10-8110	Washer - Thrust	2
10	67-1751	Bushing - Sleeve	6
11	302-5	Fitting - Grease	4
12	256-121	Washer - Thrust	2
13	67-7250	Spacer - Cylinder	1
14	3220-3	Nut - Jam	8
15	93-7001	Spindle - Rear L.H.	1
*	93-7000	Spindle - Rear R.H.	1
16	254-94	Cone - Bearing	4
17	254-72	Cup - Bearing	4
18	21-2820	Hub - Rear Wheel	2
19	231-141	Tire	2
20	217-121	Rim	2
21	232-35	Stem - Valve	2
22	93-0309	Washer - Tab	2

Ref. No.	Part No.	Description	No. Used
23	3220-7	Nut - Jam	2
24	241-119	Cap - Dust	2
25	3272-13	Pin - Cotter	2
26	242-50	Nut - Lug	10
27	10-6830	Stud - Drive	10
28	253-129	Seal - Grease	2
29	67-9410	Washer - Thrust	2
30	328-25	Screw - Cap Hex. Hd.	1
31	237-78	O-Ring	2
32	340-103	Fitting - Hydraulic 45° (Incl. Ref. #31 & 33)	2
33	237-21	O-Ring	2
34	75-6220	Hose - Hydraulic	1
35	21-0140	Joint - Ball	2
36	3220-5	Nut - Jam	2
37	75-3130	Rod - Tie	2
38	3220-12	Nut - Jam L.H. Thread	2
39	21-0151	Joint - Ball L.H. Thread	2
40	32151-77	Ring - Retaining	1
41	76-2980	Washer - Thrust	1
42	75-4410	Assembly - Pivot Plate (Incl. Ref. #11 & 43)	1
43	76-2970	Bushing - Sleeve	2

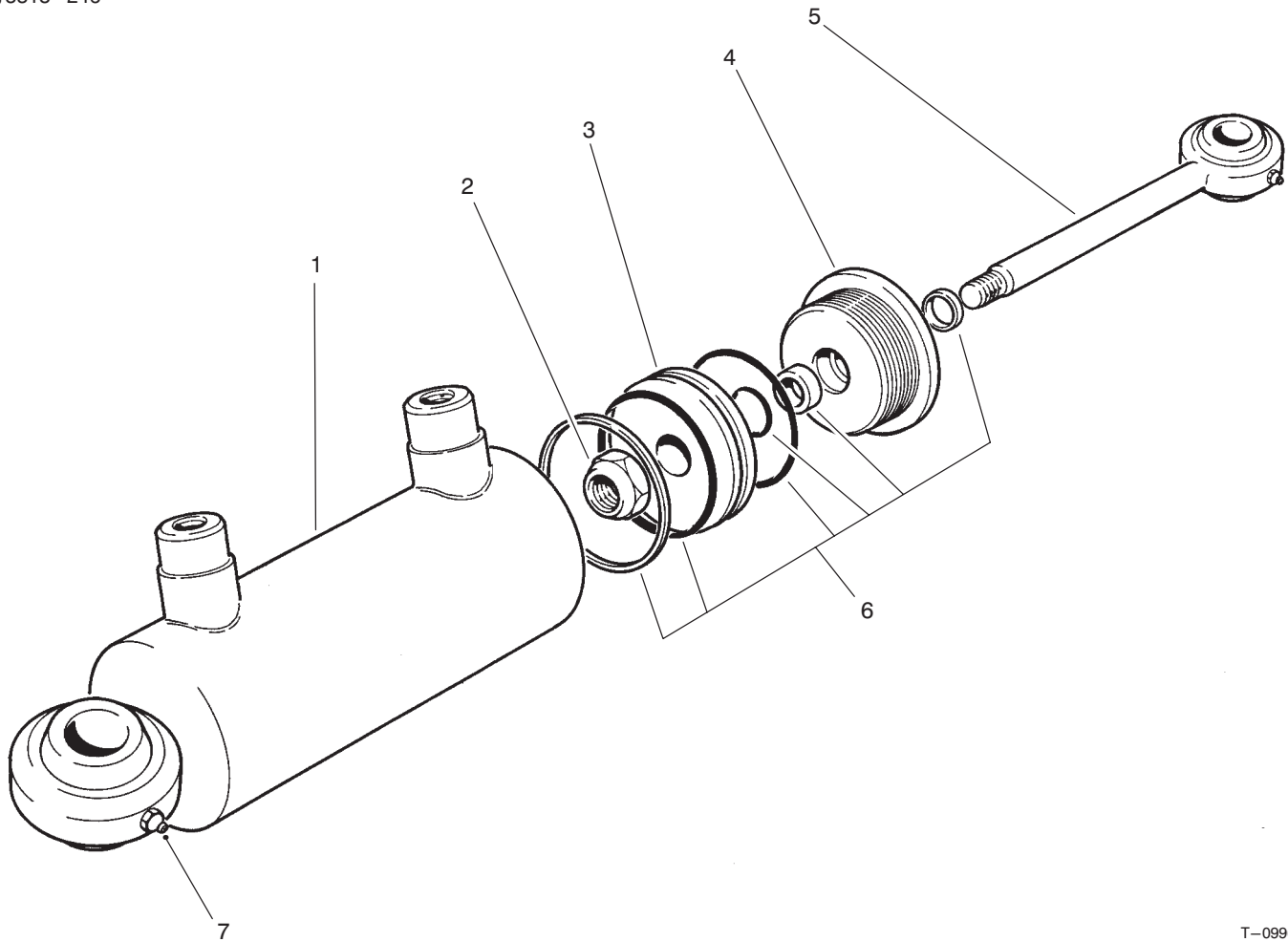
*Not Illustrated



T-1915A

REAR AXLE ASSEMBLY (Continued)

Ref. No.	Part No.	Description	No. Used	Ref. No.	Part No.	Description	No. Used
44	75-4180	Pin - Rear Axle Pivot	1	48	5-1226	Washer - Thrust	1
45	75-2900	Assembly - Rear Axle (Incl. Ref. #10 & 11)	1	49	328-27	Screw - Cap Hex. Hd.	1
46	237-165	Grommet	2	50	75-6230	Hose - Hydraulic	1
47	75-1200	Asm. - Hydraulic Cylinder	1	51	66-2990	Cap - Spindle	2
				52	3234-13	Screw - Cap Flange Hd.	2



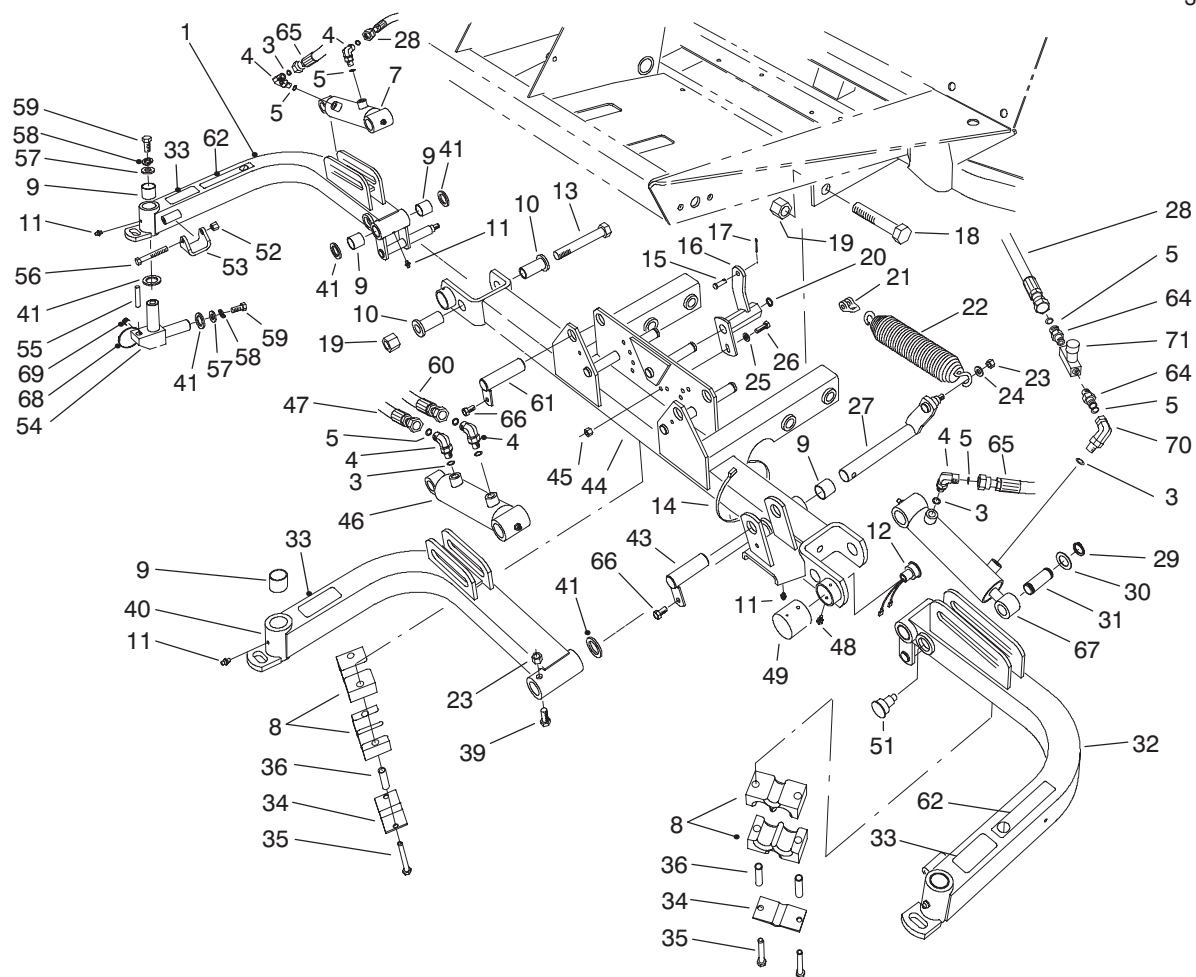
T-0996

HYDRAULIC CYLINDER NO. 75-1200

Ref. No.	Part No.	Description	No. Used
†1		Assembly – Barrel	1
2	75-1210	Nut–Lock	1
3	75-1220	Piston	1
4	75-1260	Head–Internal	1

Ref. No.	Part No.	Description	No. Used
5	75-1230	Assembly – Piston Rod	1
6	75-1250	Seal Kit	1
7	302-5	Fitting – Grease	2

†Not Serviced Separately

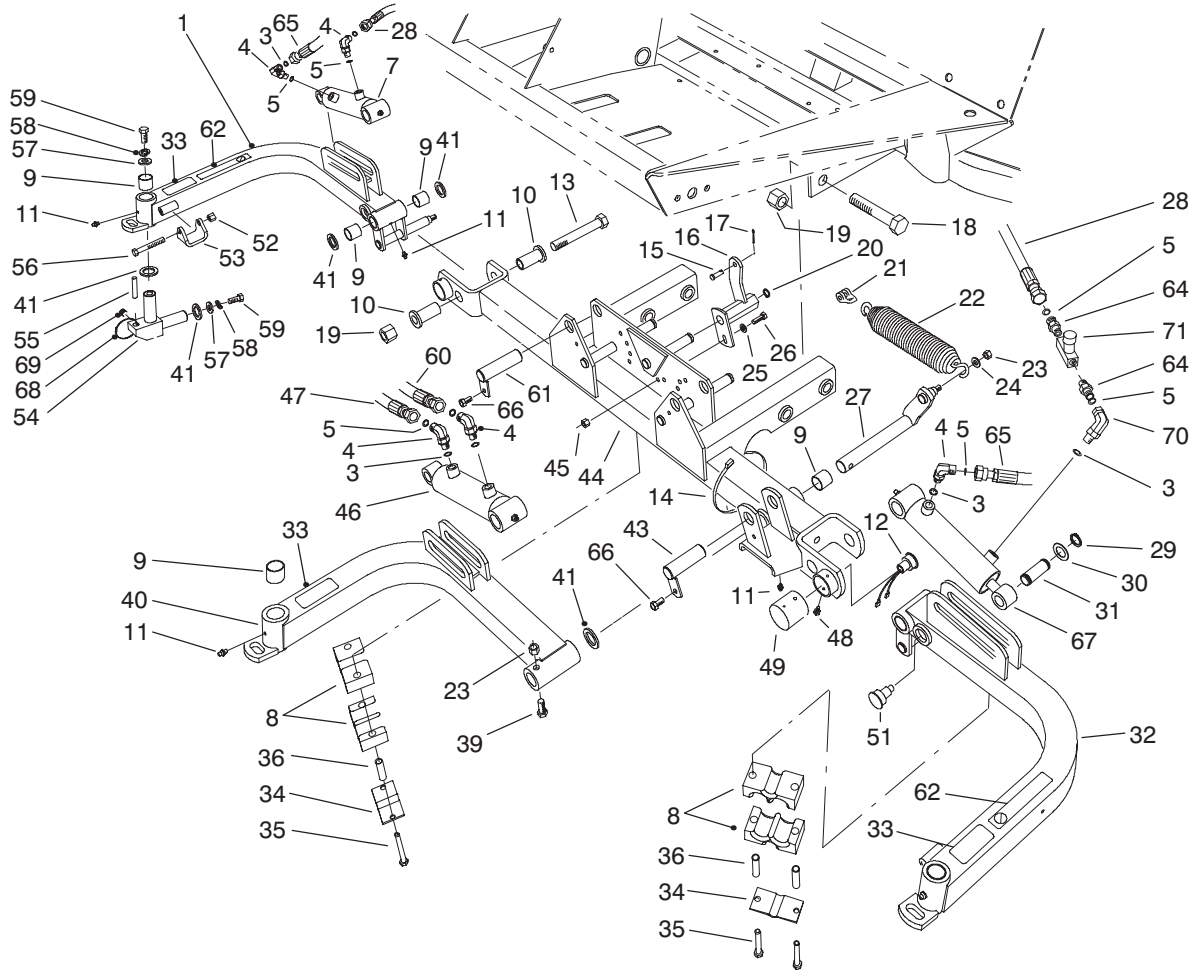


T-1059C

FRONT LIFT ARMS ASSEMBLY

Ref. No.	Part No.	Description	No. Used	Ref. No.	Part No.	Description	No. Used
1	94-5598	Assembly - Lift Arm R.H. (Incl. Ref. #9 & 11)	1	22	5-0743	Spring - Extension	3
3	237-78	O-Ring	6	23	3296-44	Nut - Lock	4
4	340-132	Fitting - Hydraulic 90° (Incl. Ref. #3 & 5)	5	24	3256-24	Washer - Flat	3
5	237-21	Seal - O-Ring	8	25	3256-23	Washer - Flat	3
7	93-7551	Asm. - Hydraulic Cylinder	1	26	322-5	Screw - Cap Hex. Hd.	3
8	82-8170	Clamp - Hose	8	27	75-4550	Shaft - Center Arm Pivot	1
9	67-1750	Bushing - Sleeve	12	28	75-5890	Hose - Hydraulic	2
10	84-8320	Insert - Hinge	4	29	32120-93	Ring - Retaining	6
11	302-5	Fitting - Grease	6	30	3-6498	Washer - Thrust	6
12	92-8002	Sensor - Reed Switch	1	31	75-5350	Pin - Cylinder Rod End	3
13	328-12	Screw - Cap Hex. Hd.	2	32	94-5800	Assembly - Lift Arm L.H. (Incl. Ref. #9 & 11)	1
14	3290-379	Tie - Cable	3	33	55-4300	Decal - Warning	3
15	283-6	Pin - Clevis	3	33	93-6696	Decal - Warning (Europe)	3
16	75-5210	Bracket - Spring Center	1	33	84-2940	Decal - Warning (Japan)	3
*	75-5200	Bracket - Spring R.H.	1	34	93-7961	Clamp - Rubber	3
*	75-5220	Bracket - Spring L.H.	1	35	32104-58	Screw - Cap Hex. Hd.	6
17	3272-10	Pin - Cotter	3	36	93-7960	Spacer	6
18	328-7	Screw - Cap Hex. Hd.	4	39	323-11	Screw - Cap Hex. Hd.	1
19	3296-51	Nut - Lock	6	40	94-5802	Assembly - Lift Arm, Center (Incl. Ref. #9 & 11)	1
20	32151-48	Ring - Retaining	3	41	256-115	Washer - Thrust	11
21	282-4	Clevis - Spring	3	43	83-6790	Pin - Cylinder (Short)	1

*Not Illustrated



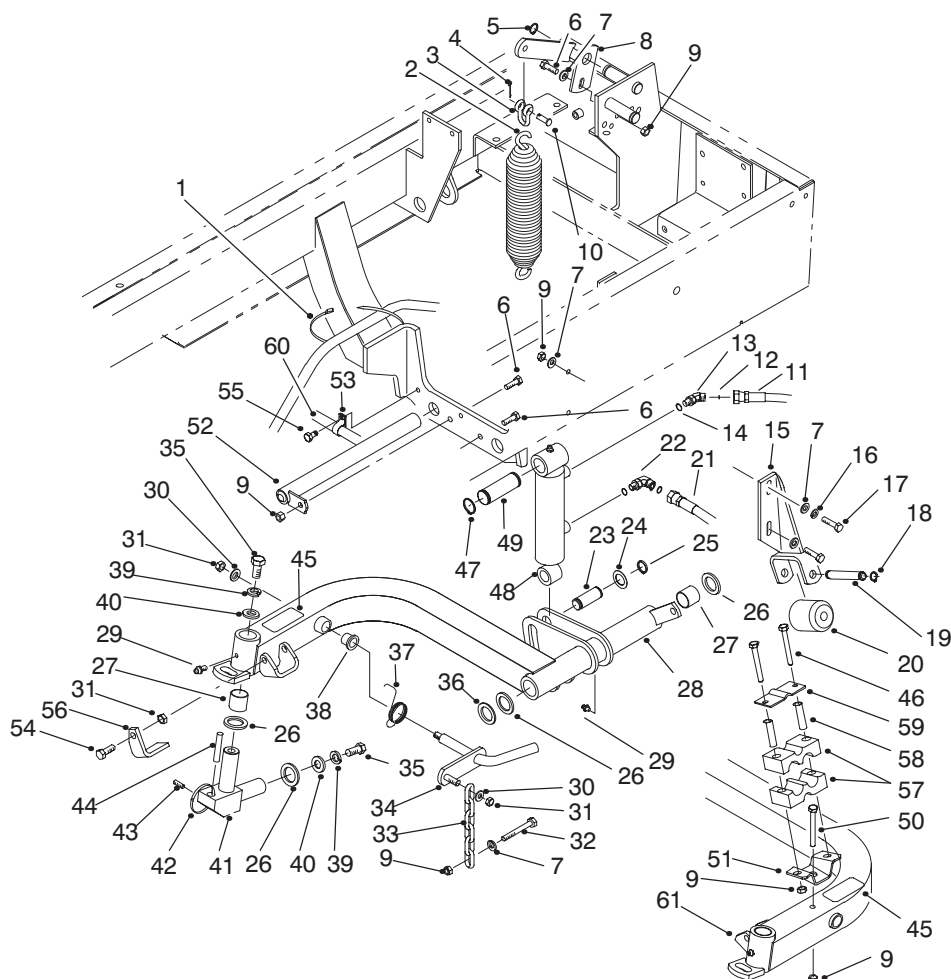
T-1059C

FRONT LIFT ARMS ASSEMBLY (Continued)

Ref. No.	Part No.	Description	No. Used
44	94-5808	Assembly - Carrier Frame (Incl. Ref. #9 & 11)	1
45	3296-29	Nut - Lock	3
46	93-9310	Asm. - Hydraulic Cylinder	1
47	75-5900	Hose - Hydraulic	1
48	32104-76	Screw - Thread Forming	2
49	75-6370	Cover - Sensor	1
51	92-8754	Actuator - Reed Switch	1
52	3296-39	Nut - Lock	2
53	75-5410	Bracket - Arm	2
54	75-3010	Joint - Arm	3
55	32121-122	Pin - Roll	3
56	323-12	Screw - Cap Hex. Hd.	2
57	3256-6	Washer - Flat	6
58	3253-7	Washer - Lock	6
59	325-4	Screw - Cap Hex. Hd.	6
60	75-5910	Hose - Hydraulic	1
61	83-6780	Pin - Cylinder (Long)	2
62	36-3400	Decal - No Step	2

Ref. No.	Part No.	Description	No. Used
62	93-6687	Decal - No Step (Europe)	2
62	84-2780	Decal - No Step (Japan)	2
64	340-13	Fitting - Straight (Incl. Ref. #5)	2
65	82-6490	Hose - Hydraulic	1
66	32144-14	Screw - Self Tapping	3
67	93-7550	Hydraulic Cylinder Asm.	1
68	3290-378	Tie - Cable	5
69	92-9097	Set Screw	3
70	340-143	Fitting - Hydraulic 90° (Incl. Ref. #3)	1
71	82-8270	Valve - Flow Control	1
*	67-7960	Decal - Hands/Feet (Supplied with Cutting Units)	3
*	93-6688	Decal - Hands/Feet (Europe) (Mounted on Cutting Unit Frames)	3

* Not Illustrated

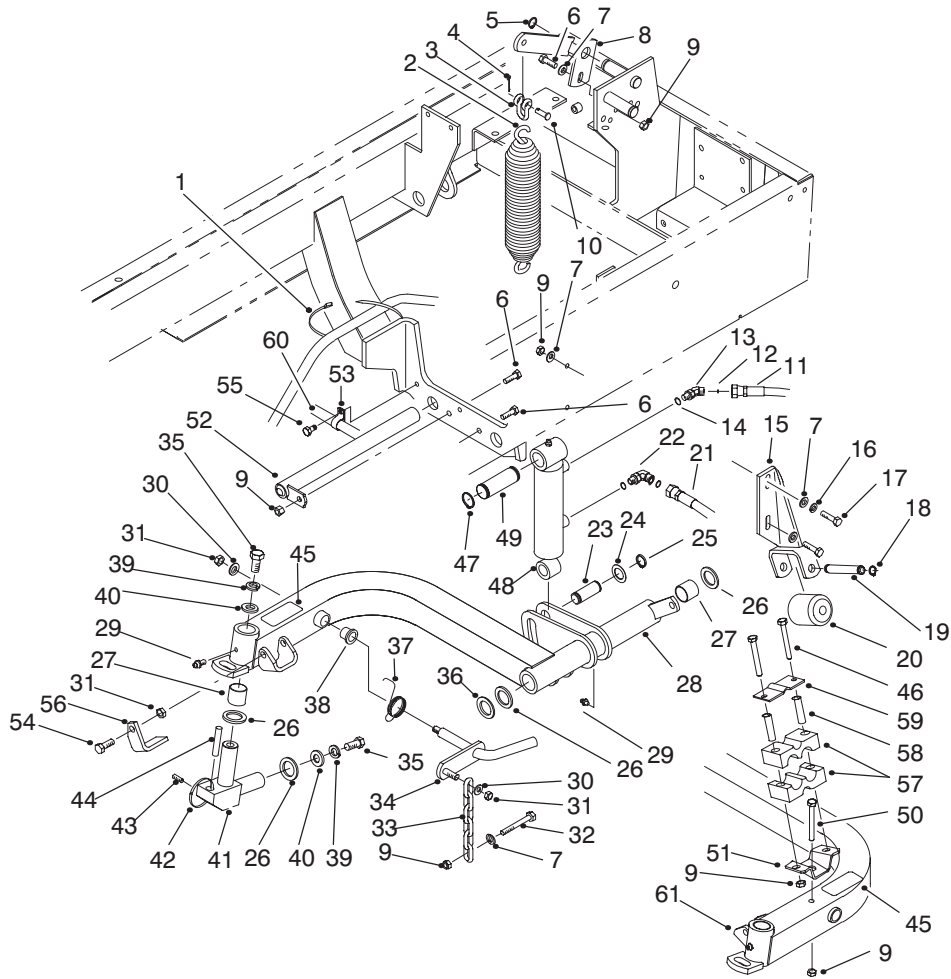


T-1880B

REAR LIFT ARMS ASSEMBLY

Ref. No.	Part No.	Description	No. Used	Ref. No.	Part No.	Description	No. Used
1	3290-379	Tie - Cable	1	21	75-6180	Hose - Hydraulic R.H.	2
2	5-0743	Spring - Counterbalance	2	22	340-132	Fitting - Hydraulic 90° (Incl. Ref. #12 & 14)	3
3	282-4	Clevis - Spring	2	23	75-5350	Pin - Cylinder Rod End	2
4	3272-10	Pin - Cotter	2	24	3-6498	Washer - Thrust	4
5	32151-48	Ring - Retaining	2	25	32120-93	Ring - Retaining	4
6	322-5	Screw - Cap Hex. Hd.	3	26	256-115	Washer - Thrust	8
7	3256-23	Washer - Flat	10	27	67-1750	Bushing - Sleeve	8
8	75-4690	Bracket - Spring Rear R.H.	1	28	94-5596	Asm. - Lift Arm Rear R.H. (Incl. Ref. #27, 29 & 38)	1
*	75-4650	Bracket - Spring Rear L.H.	1	29	302-5	Fitting - Grease	4
9	3296-29	Nut - Lock	8	30	3256-24	Washer - Flat	4
10	283-6	Pin - Clevis	2	31	3296-39	Nut - Lock	6
11	75-6070	Hose - Hydraulic L.H. (Cap)	1	32	322-12	Screw - Cap Hex. Hd.	2
*	75-6080	Hose - Hydraulic L.H. (Rod)	1	33	5-1096	Chain - Cutting Unit	2
12	237-78	O-Ring	4	34	75-4590	Rod - Pivot	2
13	340-103	Fitting - Hydraulic 45° (Incl. Ref. #12 & 14)	1	35	325-4	Screw - Cap Hex. Hd.	4
14	237-21	O-Ring	4	36	93-0142	Bushing - Straight	2
15	75-3810	Bracket - Roller	2	37	75-4520	Spring - Torsion R.H.	1
16	3253-4	Washer - Lock	2	*	75-4530	Spring - Torsion L.H.	1
17	322-6	Screw - Cap Hex. Hd.	4	38	256-287	Bushing - Flange	4
18	32151-61	Ring - Retaining	4	39	3253-7	Washer - Lock	4
19	75-5400	Shaft - Roller	2	40	3256-6	Washer - Flat	4
20	75-5390	Roller	2				

*Not Illustrated



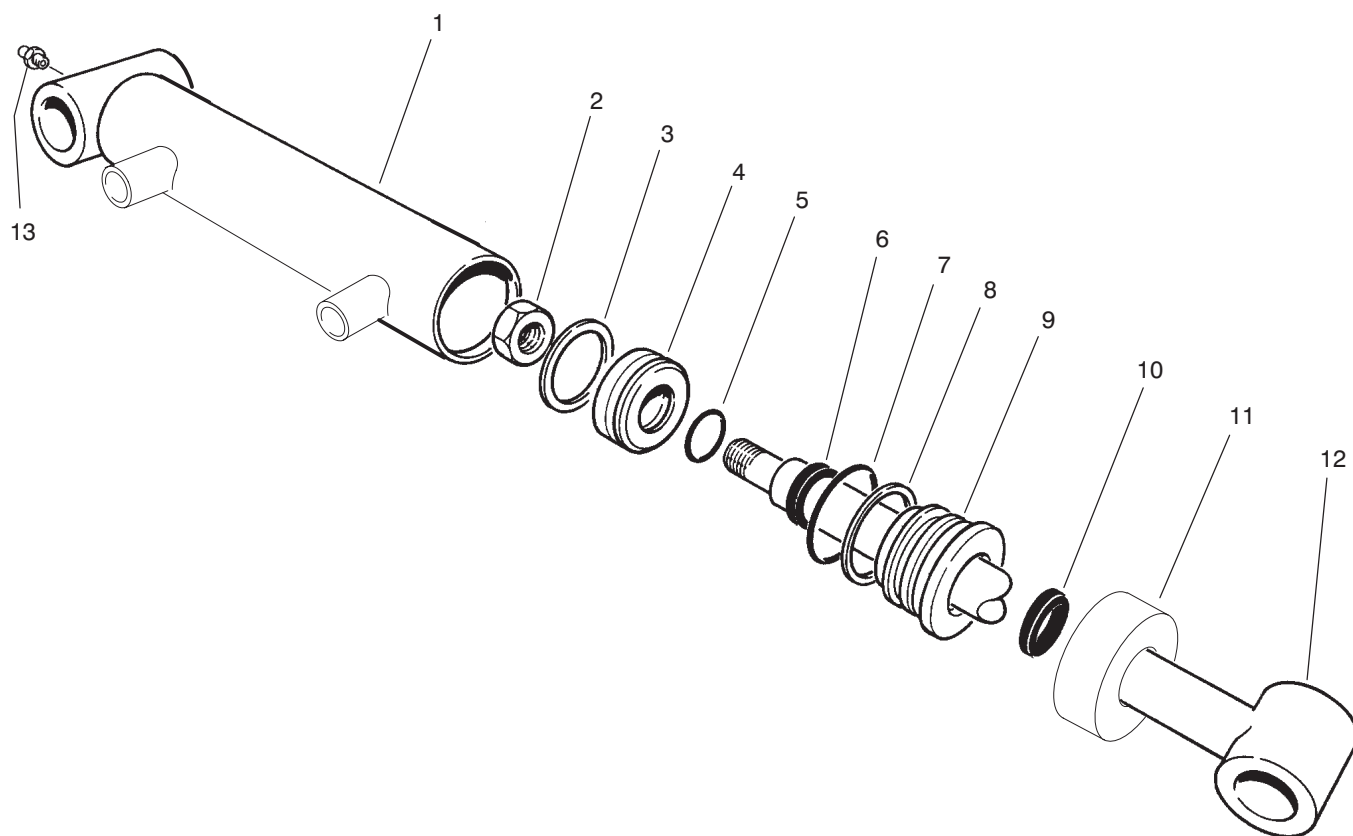
T-1880B

REAR LIFT ARMS ASSEMBLY (Continued)

Ref. No.	Part No.	Description	No. Used
41	75-3010	Joint - Arm	2
42	3290-378	Tie - Cable	2
43	92-9097	Set Screw	2
44	32121-122	Pin - Roll	2
45	55-4300	Decal - Warning	2
45	93-6696	Decal - Warning (Europe)	2
45	84-2940	Decal - Warning (Japan)	2
46	322-12	Screw - Cap Hex. Hd.	2
47	32151-36	Ring - Retaining	4
48	93-9311	Asm. - Hydraulic Cylinder	2
49	75-5360	Pin - Cylinder Cap End	2
50	322-13	Screw - Cap Hex. Hd.	1
51	94-4919	Bracket - Clamp, Hose	1
52	93-0069	Pin - Pivot	2
53	2412-93	Clamp-R	2
54	323-6	Screw - Cap Hex. Hd.	2

Ref. No.	Part No.	Description	No. Used
55	32144-14	Screw - Hex. Washer Hd.	2
56	93-3640	Stop - Reel, RH	1
*	83-5170	Stop - Reel, LH	1
57	82-8170	Clamp	2
58	93-7960	Spacer	2
59	93-7961	Clamp	1
60	85-4390	Sensor - Magnet	1
61	94-5594	Asm. - Lift Arm Rear L.H. (Incl. Ref. #27, 29 & 38)	1
*	67-7960	Decal - Hands/Feet (Supplied with Cutting Units)	2
*	93-6688	Decal - Hands/Feet (Europe) (Mounted on Cutting Unit Frames)	2

*Not Illustrated



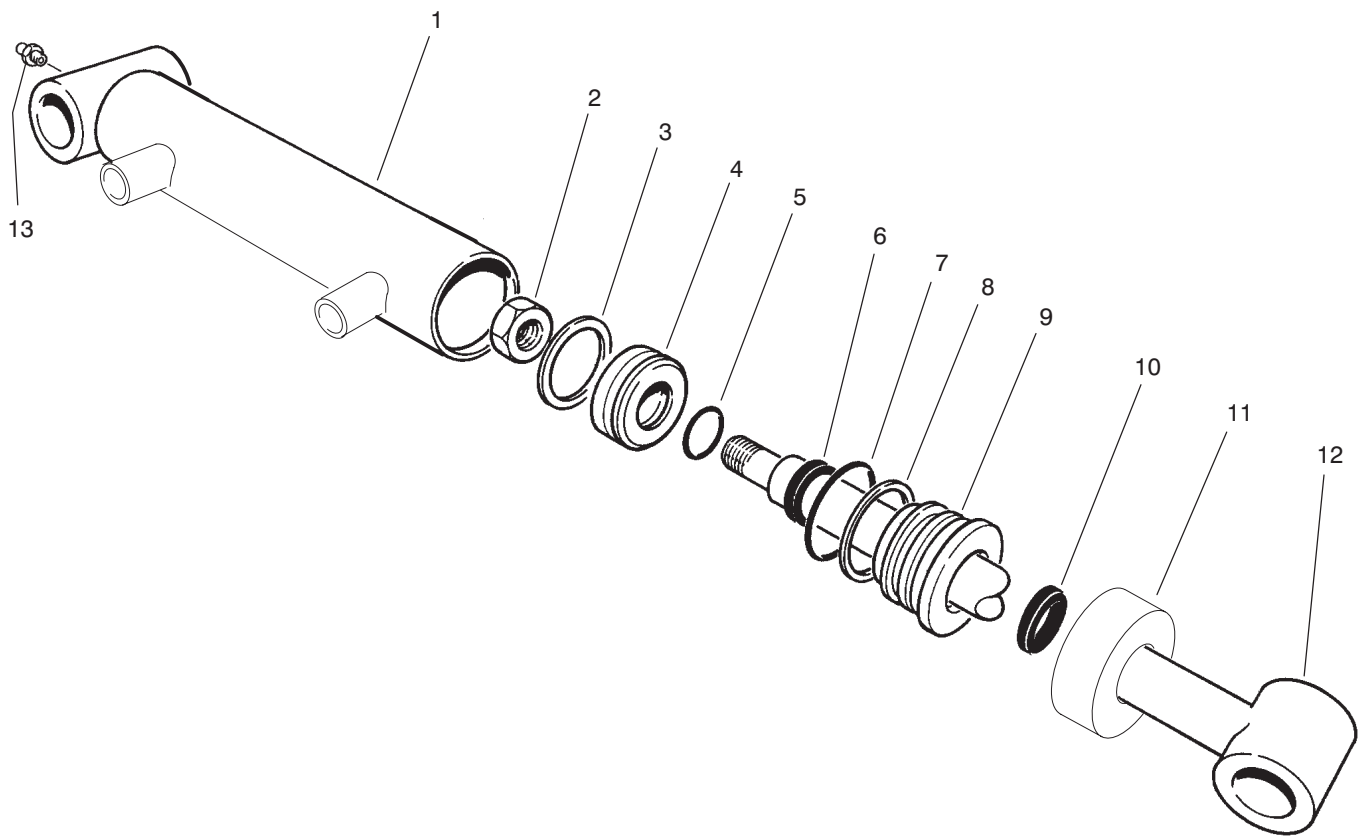
T-2114

HYDRAULIC CYLINDER NO. 93-9311

Ref. No.	Part No.	Description	No. Used	Ref. No.	Part No.	Description	No. Used
†1	93-9313	Assembly - Barrel	1	9	93-7990	Head	1
2	32152-10	Nut	1	†10		Seal - Dust	1
†3		Uni-ring	1	11	93-7991	Collar	1
4	70-2780	Piston	1	12	75-3790	Shaft and Tube	1
†5		O-Ring	1	13	302-5	Fitting - Grease	1
†6		Seal - Rod	1	*	86-7330	Seal repair Kit (Incl. Ref. #3, 5-8 & 10)	1
†7		O-Ring	1				
†8		Backup	1				

*Not Illustrated

†Not Serviced Separately



T-2114

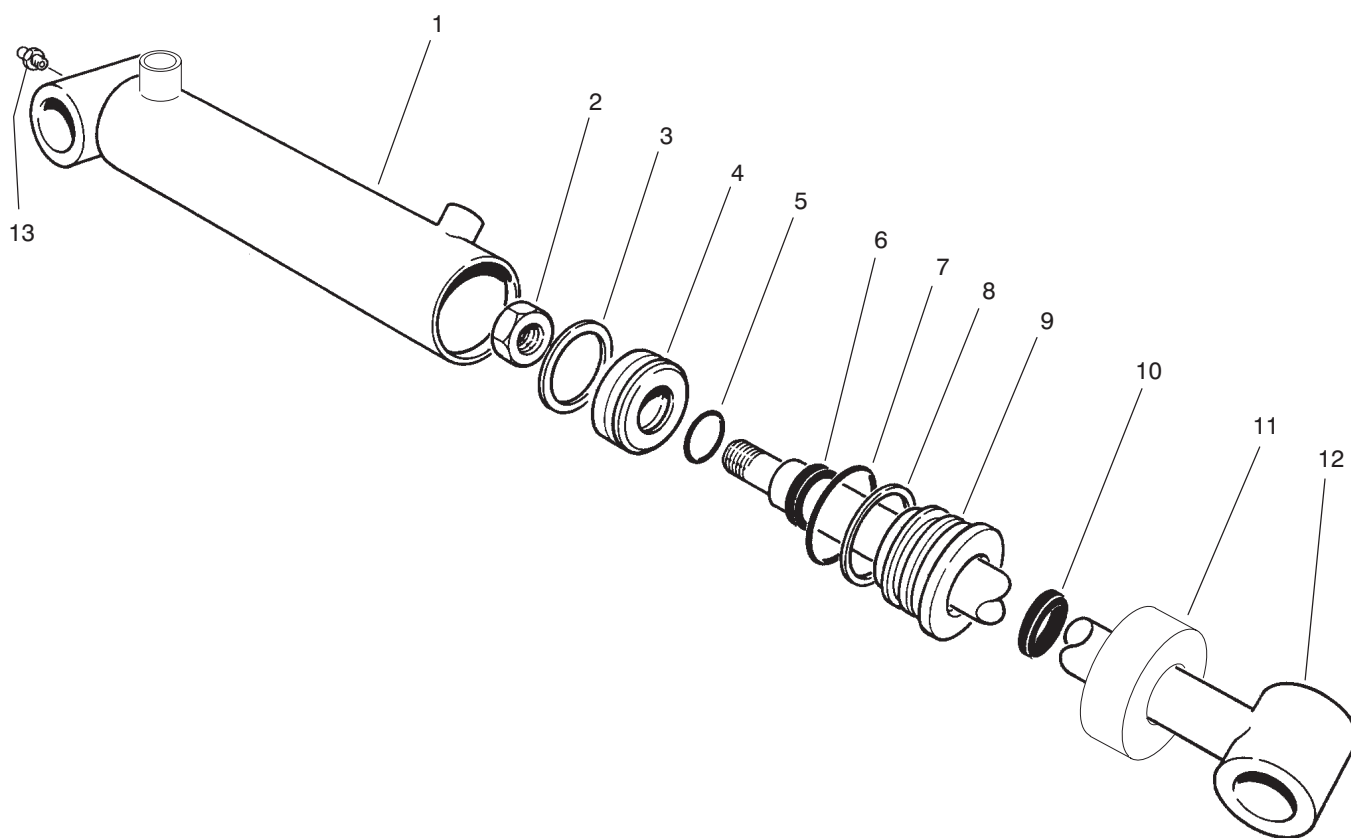
HYDRAULIC CYLINDER NO. 93-9310

Ref. No.	Part No.	Description	No. Used
1	93-9312	Assembly - Barrel	1
2	32152-10	Nut	1
†3		Uni-ring	1
4	70-2780	Piston	1
†5		O-Ring	1
†6		Seal - Rod	1
†7		O-Ring	1
†8		Backup	1

Ref. No.	Part No.	Description	No. Used
9	93-7990	Head	1
†10		Seal - Dust	1
11	93-7991	Collar	1
12	75-3790	Shaft and Tube	1
13	302-5	Fitting - Grease	1
*	86-7330	Seal repair Kit (Incl. Ref. #3, 5-8 & 10)	1

*Not Illustrated

†Not Serviced Separately



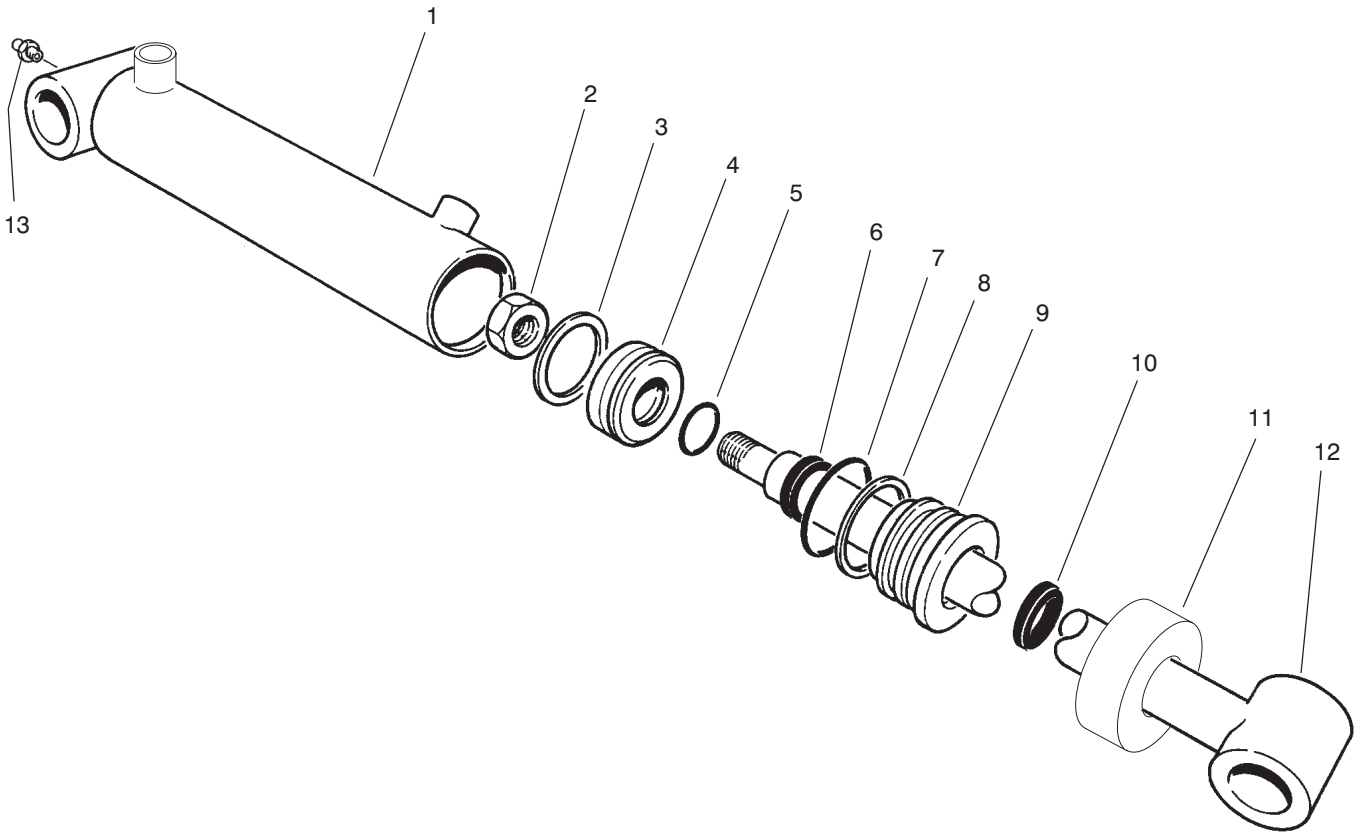
T-2115

HYDRAULIC CYLINDER NO. 93-7551

Ref. No.	Part No.	Description	No. Used	Ref. No.	Part No.	Description	No. Used
1	93-7558	Assembly - Barrel	1	9	93-7993	Head	1
2	32152-10	Nut	1	†10		Seal-Dust	1
†3		Uni-ring	1	11	93-7994	Collar	1
4	84-1710	Piston	1	12	84-1740	Shaft and Tube	1
†5		O-Ring	1	13	302-5	Fitting - Grease	1
†6		Seal - Rod	1	*	84-1760	Seal repair Kit (Incl. Ref. #3, 5-8 & 10)	1
†7		O-Ring	1				
†8		Backup	1				

*Not Illustrated

†Not Serviced Separately



T-2115

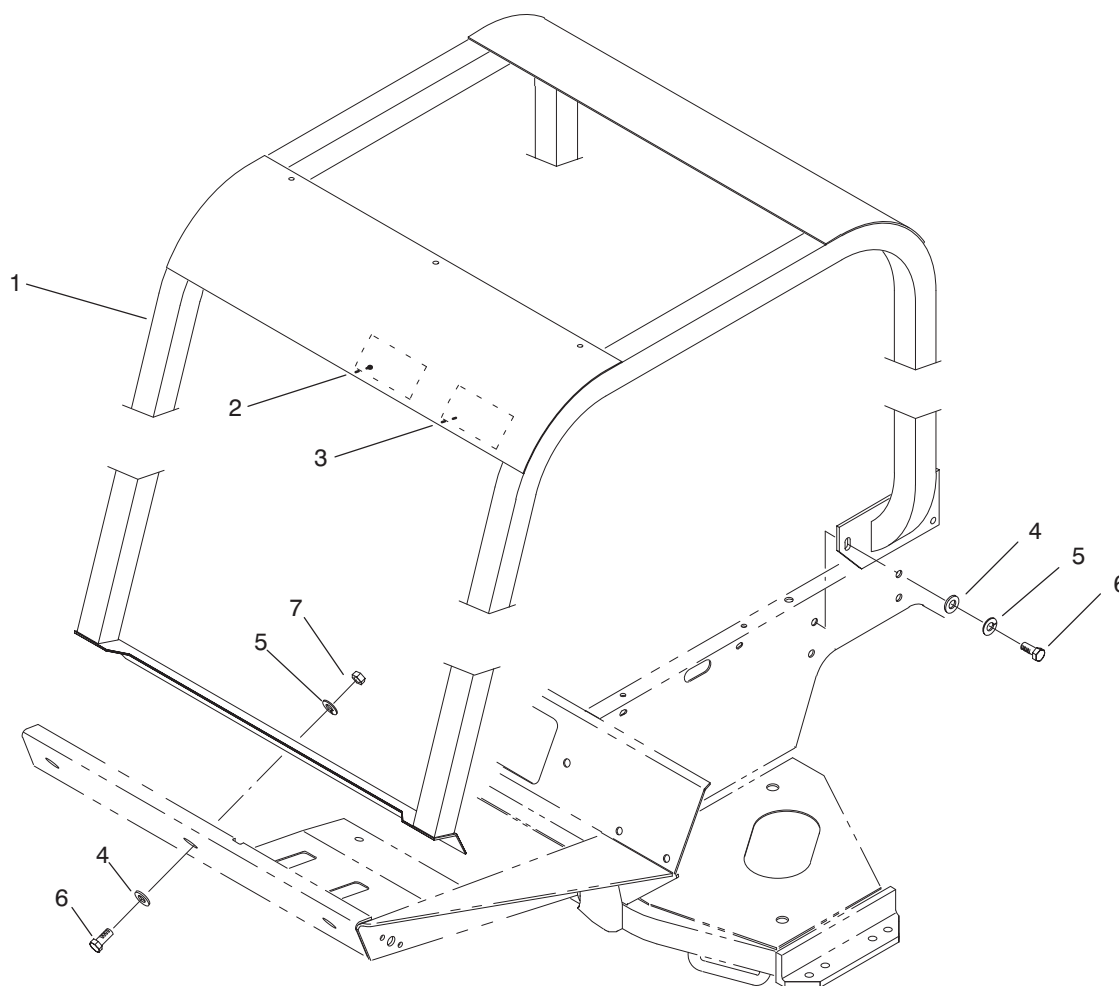
HYDRAULIC CYLINDER NO. 93-7550

Ref. No.	Part No.	Description	No. Used
1	93-7557	Assembly - Barrel	1
2	32152-10	Nut	1
†3		Uni-ring	1
4	70-2780	Piston	1
†5		O-Ring	1
†6		Seal - Rod	1
†7		O-Ring	1
†8		Backup	1

Ref. No.	Part No.	Description	No. Used
9	93-7990	Head	1
†10		Seal-Dust	1
11	93-7991	Collar	1
12	75-2120	Shaft and Tube	1
13	302-5	Fitting - Grease	1
*	86-7330	Seal Repair Kit (Incl. Ref. #3, 5-8 & 10)	1

*Not Illustrated

†Not Serviced Separately



T-1959

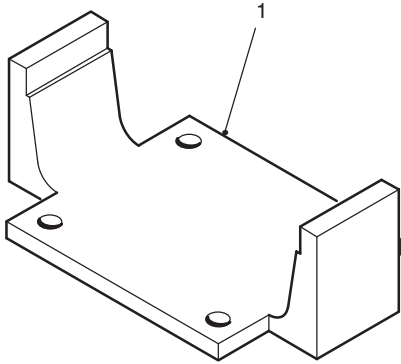
R.O.P.S. (Optional)

Ref. No.	Part No.	Description	No. Used	Ref. No.	Part No.	Description	No. Used
1	83-7410	Roll - Bar	1	5	3253-7	Washer - Lock	9
2	85-9980	Decal - R.O.P.S.	1	6	325-5	Screw - Cap Hex. Hd.	9
2	93-8073	Decal - R.O.P.S. (Europe)	1	7	3217-9	Nut - Lock	3
3	83-7430	Decal - Danger	1	*	21-4191	Assembly - Seat Belt	1
3	93-8050	Decal - Danger (Europe)	1	*	3212-4	Screw - Cap Hex. Hd.	2
3	84-4300	Decal - Danger (Japan)	1	*	3253-6	Washer - Lock	2
4	3256-26	Washer - Flat	9				

*Not Illustrated

SPECIAL TOOLS

AXLE TOOL NO. *TOR859920



Ref. No.	Part No.	Description	No. Used
1		Tool – Axle	1

T-1325

*Obtain these items directly from OTC 2013 4th St. Owatonna, MN. 55060 1-800-533-0492
(in Minnesota and Canada 1-507-455-7050) Fax. 507-455-7011.

TORO PART NUMBER INDEX

3318-246

Part No.	Description	Pg. No.	Ref. No.	Qty.	Part No.	Description	Pg. No.	Ref. No.	Qty.
3-3251	Spring – Compression	3	12	1	38-3400	Guard – Rubber	18	8	2
3-6498	Washer – Thrust	29	22	2	42-6080	Shim – Axle	23	43	A/R
3-6498	Washer – Thrust	61	24	4	42-7080	Cap – Sealing	42	7	5
3-6498	Washer – Thrust	59	30	6	42-7160	Pin – Dowel	39	18	1
3-6657	Clamp – Cable	36	13	1	42-7170	Plug – Expansion	39	19	1
3-6657	Clamp – Cable	6	29	1	42-7180	Bushing	39	5	4
5-0652	Spacer	5	42	1	42-7190	Bushing	38	5	2
5-0743	Spring – Counterbalance	61	2	2	42-7200	Bushing	39	17	1
5-0743	Spring – Extension	59	22	3	42-7290	Gasket	41	20	1
5-1096	Chain – Cutting Unit	61	33	2	42-7310	Bearing – Needle	48	20	2
5-1226	Washer – Shim	56	8	A/R	42-7390	Seal – Oil	43	7	1
5-1226	Washer – Thrust	57	48	1	42-7420	Cap – Oil	42	10	1
10-6830	Stud – Drive	56	27	10	42-7440	Hanger – Engine	42	6	2
10-8110	Washer – Thrust	56	9	2	42-7510	Pipe	42	12	1
21-0140	Joint – Ball	56	35	2	42-7550	Gasket	46	6	1
21-0151	Joint – Ball L.H. Thread	56	39	2	42-7550	Gasket	52	102	1
21-2820	Hub – Rear Wheel	56	18	2	42-7730	Key – Woodruff	38	28	2
21-4191	Assembly – Seat Belt	67	*	1	42-7730	key – Woodruff	40	25	1
21-7670	Case–Differential	26	33	1	42-7840	Key – Sunk	40	20	1
21-7690	Gear–Pinion	25	6	2	42-7860	Seal	40	13	6
21-7700	Shaft–Pinion Mate	26	31	1	42-7890	Tappet	40	23	6
21-7710	Pin–Roll	26	30	1	42-7990	Ring – Snap	40	1	2
21-7720	Washer–Thrust	25	4	2	42-8010	Shim – 0.2 mm	47	5	A/R
21-7730	Washer–Thrust	25	7	2	42-8020	Shim – 0.3 mm	47	*	A/R
21-7770	Screw–Drive Gear	26	32	5	42-8030	Shim – 0.4 mm	47	*	A/R
21-8020	Spacer–Front Pinion	26	25	1	42-8040	Shim – 0.5 mm	47	*	A/R
21-8090	Diff. Adjust. Shim .003	26	38	A/R	42-8050	Shim – 0.6 mm	47	*	A/R
21-8100	Diff. Adjust. Shim .005	26	37	A/R	42-8060	Shim – 0.7 mm	47	*	A/R
21-8110	Diff. Adjust. Shim .010	26	36	A/R	42-8070	Shim – 0.8 mm	47	*	A/R
21-8120	Diff. Adjust. Shim .030	26	35	A/R	42-8080	Shim – 0.9 mm	47	*	A/R
21-8180	Bearing	27	3	2	42-8090	Shim – 1.0 mm	47	*	A/R
21-8270	Pin–Dowel	25	3	2	42-8690	Metal	48	5	1
21-8360	Clip–Retaining	27	12	2	42-8810	Pin – Grooved	48	30	1
21-8390	Cup–Bearing	26	24	1	42-8830	O–Ring	41	2	1
21-9260	Seal – Shaft	3	27	1	42-8830	O–Ring	52	107	1
21-9370	Screw–Adjusting	27	16	2	42-8930	Spring	41	19	1
21-9380	Nut–Pivot	27	17	2	42-9210	Bolt – Cap, Bearing	39	10	8
21-9390	Socket–Adjusting Screw	27	15	2	42-9240	Bolt W/Washer	47	25	3
21-9420	Spring–Shoe Return, L.H.	27	19	2	42-9250	Screw – Cap Hex. Hd.	36	40	10
21-9430	Spring–Shoe Return, R.H.	27	7	2	42-9300	Screw – Cap Hex. Hd.	37	64	1
21-9440	Spring–Adjusting Screw	27	14	2	42-9440	Bolt W/Washer	38	6	4
21-9450	Shield–Dust	27	5	2	42-9440	Bolt with Washer	41	34	1
21-9460	Retainer–Brake, Parking	27	10	4	42-9570	Stud	42	3	4
23-2270	Bushing – Rubber	29	26	1	42-9600	Washer – Flat	37	65	1
23-7270	Nut – Lug	23	2	10	42-9810	Washer – Plain	38	13	1
24-0760	Exchanger – Heat	33	45	1	42-9820	Washer	40	18	1
24-8790	Gear–Bevel, Differential	25	5	2	42-9830	Washer – Seal	47	1	2
24-8840	Ring–Bearing, Wheel	27	22	2	42-9850	Washer – Lock	35	16	6
24-9180	Lever, Brake, Parking	27	4	2	42-9850	Washer – Lock	36	28	1
25-8640	Screw – Hex. Head	6	25	2	43-1810	Ring – Gear	38	24	1
27-2360	Assembly – Ignition Switch	11	19	1	43-2550	Filter	47	29	1
27-3710	Dipstick – Axle	24	48	1	43-2560	Gasket	47	28	1
27-5340	Hose – Fuel	22	11	1	43-2570	Gasket	47	30	1
27-6852	Shaft–Axle, Flanged R.H.	27	*	1	43-2580	Magnet	47	27	1
27-6862	Shaft–Axle, Flanged L.H.	27	1	1	43-2740	Gasket	35	8	1
27-7110	Assembly – Element	54	8	1	43-2750	Nut	47	23	1
27-7120	Nut	54	3	1	43-2750	Nut – Lock	35	9	1
27-7130	Assembly – Clamp	54	4	1	43-2860	Bolt W/Washer	47	9	2
27-7140	Baffle	54	2	1	43-3810	Tube – Air Cleaner	54	13	1
27-7150	Assembly – Cup	54	1	1	43-5930	Washer – Lock	36	26	1
27-7160	Decal – Instructions	53	4	1	43-6710	Diff. Adjust. Shim .003	25	15	A/R
27-7170	Assembly – Band	54	7	2	43-6711	Diff. Adjust. Shim .005	25	16	A/R
27-7220	Air Cleaner Soap	54	*	1	43-6712	Diff. Adjust. Shim .010	25	17	A/R
27-9560	Spacer	37	53	1	43-6713	Diff. Adjust. Shim .030	25	18	A/R
28-0670	Seal–Oil	27	8	2	43-6750	Cup–Bearing, Tapered	25	10	1
28-0680	Drum–Brake	27	13	2	43-6760	Cone–Bearing, tapered	25	9	1
28-1280	Boot – Cable	53	14	1	43-6810	Spider–Torque	27	6	2
29-6162	Switch – Neutral	29	6	1	44-2210	Assembly – Warning Light	11	6	1
33-1260	Assembly – Cover	54	12	1	44-2670	Hose – Fuel	22	18	1
33-1270	Bowl	54	11	1	46-6550	Connector – Fuel, Elbow 90°	22	20	1
36-3400	Decal – No Step	60	62	2	46-6560	Grommet	22	21	2

*Not Illustrated

TORO PART NUMBER INDEX (Cont.)

Part No.	Description	Pg. No.	Ref. No.	Qty.	Part No.	Description	Pg. No.	Ref. No.	Qty.
46-8091	Screw - Cap Hex. Hd.	1	7	4	66-2990	Cap - Spindle	57	51	2
47-0110	Spacer - Spindle	36	6	1	66-3180	Tube - Vent	32	26	1
48-1990	Nut - Jam	41	12	1	66-3240	Cap - Radiator	32	13	1
48-4220	Assembly - Air Cleaner	53	2	1	66-4190	Spring	6	37	1
48-4220	Assembly - Air Filter	54	*	1	66-6480	Washer - Flat	23	44	4
48-7430	Assembly - Pre-Cleaner	54	*	1	66-8121	Standpipe - Elbow 90°	22	19	1
48-7700	Screw - Cap Hex. Hd.	36	21	1	66-8520	Bumper - Down-stop	8	17	2
48-7710	Screw - Cap Hex. Hd.	35	20	2	66-8530	Adjuster	8	16	1
48-7890	Nut - Hex.	36	27	1	66-8560	Nut - Push	8	11	4
48-7930	Nut - Lock	35	17	4	66-8610	Weldment - Lower	8	10	1
48-8070	Washer - Lock	36	39	10	66-8800	Relay - Glow Plug	33	56	1
49-2040	Screw - Hex. Washer Hd.	2	49	2	66-9290	Spacer	8	15	6
49-6440	Plate - Traction Pedal	5	11	1	66-9303	Screw - Cap Hex. Hd.	35	6	3
52-1320	Decal - Fuel	2	28	1	66-9770	Seal	4	28	1
53-8150	Assembly - Fuel Pump	22	2	1	66-9780	Bushing	4	29	1
53-8150	Assembly - Pump, Electric	47	*	1	66-9860	Upper Cover & Jacket	4	37	1
53-9680	Mount - Engine	37	46	2	66-9870	Plate - Retaining	4	38	1
54-8660	Washer	46	17	1	66-9880	Washer - Retaining Plate	4	39	1
54-8670	Bolt	38	26	4	66-9890	Ring - Retaining	4	40	1
54-9040	Yoke - End	35	1	1	66-9900	Shaft - Input	4	41	1
54-9180	Kit - U-Joint	35	25	1	66-9970	Spring Kit	4	*	1
55-4300	Decal - Warning	59	33	3	66-9980	Seal - Kit	4	*	1
55-4300	Decal - Warning	62	45	2	66-9990	Needle Roller Kit	4	*	1
56-0100	Plug - Taper	39	8	1	67-1630	Spacer - Fan	36	10	1
56-0220	Pin - Dowel	39	1	2	67-1690	Fitting - Fuel Elbow 90°	22	35	2
56-0750	Clamp A	47	8	2	67-1750	Bushing - Sleeve	59	9	12
56-0760	Clamp B	47	12	2	67-1750	Bushing - Sleeve	61	27	8
56-1230	Shaft	39	6	1	67-1751	Bushing - Sleeve	56	10	6
56-1310	Switch - Oil	41	5	1	67-2340	Bolt W/Washer	43	3	7
56-1360	Fitting - Outlet, Water	46	5	1	67-2340	Bolt W/Washer	41	10	15
56-1400	Clip	46	20	2	67-2340	Bolt W/Washer	40	27	2
56-2020	Bolt W/Washer	46	4	2	67-2440	Bolt W/Washer	47	26	2
57-6390	Nut - Lock	36	37	2	67-2500	Plunger	41	18	1
60-7280	Bolt	42	2	4	67-2520	Plug	41	21	1
60-7390	Plate - Thrust	40	26	1	67-2570	Plug - Taper	39	3	1
61-2790	Screen - Filler	14	3	1	67-2570	Plug - Taper	42	16	1
62-3820	Fitting - Grease	35	24	1	67-3100	Retainer	40	14	6
62-5550	Decal - TORO	1	1	1	67-3260	Washer - Spring	48	34	1
62-5550	Decal - Toro (Europe)	53	30	1	67-3390	Gasket - Holder	47	4	3
62-6300	Assembly - Sleeve	54	10	1	67-3390	Gasket - Holder	52	105	3
62-7400	Decal - TORO	1	16	1	67-3430	Nut	47	13	3
62-7650	Gasket - Sending Unit	22	7	1	67-3440	Gasket - Fuel Return	52	104	3
63-6890	Hinge - Hood R.H.	1	*	1	67-3440	Gasket - Return, Fuel	47	14	3
63-6900	Hinge - Hood L.H.	1	17	1	67-4180	Nut	48	7	1
63-7380	Assembly - Expansion Tank	53	7	1	67-4200	Nut	48	8	1
63-7400	Washer - Flat	36	34	4	67-4210	Case	48	12	1
63-7440	Solenoid - Stop	35	10	1	67-4220	Screw - Adjusting	48	9	1
63-7590	Relay - Starter	32	42	1	67-4240	Cap	48	2	1
63-7610	Hose - Fuel	22	1	1	67-4290	Nut	48	32	2
63-7628	Hose - Fuel	22	29	1	67-4580	Bolt	42	1	2
63-7640	Unit - Sending	22	8	1	67-4660	Bolt - Flange Head	46	18	1
63-7650	Filter - Fuel	22	32	1	67-4790	Assembly - Shaft, Pinion	49	12	1
63-7732	Cable - Brake R.H.	5	*	1	67-7160	Block - Fuse	11	21	2
63-7733	Cable - Brake L.H.	5	29	1	67-7250	Spacer - Cylinder	56	13	1
63-7880	Pin - Brake Latch	5	28	1	67-7960	Decal - Hands/Feet	60	*	3
63-7900	Rack - Parking Brake	3	20	1	67-7960	Decal - Hands/Feet	62	*	2
63-8140	Pulley - Idler	37	58	1	67-9410	Washer - Thrust	56	29	2
63-8280	Head-Filter, Fuel	55	1	1	68-5140	Cap - Steering Wheel	3	7	1
63-8290	Vent-Air	55	2	1	68-5370	Decal - TORO	3	5	1
63-8300	Assembly - Fuel Filter	55	*	1	68-6150	Breather - Hydraulic Tank	14	2	1
63-8300	Element-Spin-On	55	3	1	69-4780	Clamp - Light Cluster	12	42	1
63-8310	Valve-Drain	55	4	1	69-8930	Washer - Flat	20	13	8
63-8360	Key - Ignition	11	9	1	69-8960	Spacer	20	29	4
63-8410	Washer - Flat	22	27	3	70-2780	Piston	63	4	1
63-8410	Washer - Flat	14	37	3	70-2780	Piston	64	4	1
63-9920	Decal - EEC 105	7	46	1	70-2780	Piston	66	4	1
65-5100	Handle	1	5	2	70-2970	Nut - Jam	40	5	6
66-2330	Base - Battery	53	10	1	70-3970	Plate - Shim .6 mm	45	28	A/R
66-2490	Clamp - Battery	53	18	1	70-4070	Plate - Shim .2 mm	45	*	A/R
66-2920	Washer - Friction	6	32	2	70-4080	Plate - Shim .3 mm	45	*	A/R
66-2960	Cluster - Warning	11	7	1	70-4090	Plate - Shim .4 mm	45	*	A/R

*Not Illustrated

TORO PART NUMBER INDEX (Cont.)

3318-246

Part No.	Description	Pg. Ref. No. No. Qty.	Part No.	Description	Pg. Ref. No. No. Qty.
70-4100	Plate - Shim .5 mm	45 * A/R	75-0290	Spring	28 22 2
70-8220	Cable - Ground	36 41 1	75-0310	Shim	28 40 1
70-8530	Wire - Fuel Pump	22 33 1	75-0320	Nipple	28 37 1
70-8570	Breaker - Circuit	12 * 2	75-0330	Seal - Lip	28 34 1
71-1520	Cap - Expansion Tank	53 8 1	75-0340	Bearing - Needle	28 33 1
71-4330	Seal	26 41 1	75-0350	Pin	28 31 1
71-4350	Nut	25 20 1	75-0360	Gerotor	28 30 1
72-0270	Nut - Retaining	45 1 3	75-0370	O-Ring	28 29 1
72-0280	Piece - Distance	45 3 3	75-0380	Plate - Valve	28 15 1
72-3570	Shim .094 - Diff. Adjust.	25 22 A/R	75-0390	Plate - Swash	28 12 1
72-3571	Shim .096 - Diff. Adjust.	25 * A/R	75-0400	Plate - Thrust	28 13 2
72-3572	Shim .098 - Diff. Adjust.	25 * A/R	75-0410	O-Ring	28 3 1
72-3573	Shim .100 - Diff. Adjust.	25 22 A/R	75-0430	Ring - Retaining	28 1 1
72-3574	Shim .102 - Diff. Adjust.	25 * A/R	75-0440	Shaft - Motor	28 45 1
72-3575	Shim .104 - Diff. Adjust.	25 * A/R	75-0450	Collar	28 50 1
72-3576	Shim .106 - Diff. Adjust.	25 * A/R	75-0460	Bearing - Ball	28 51 2
72-3577	Shim .108 - Diff. Adjust.	25 * A/R	75-0470	Cylinder Block Kit	28 14 2
72-3578	Shim .110 - Diff. Adjust.	25 * A/R	75-0480	Pin	28 10 2
72-3580	Shim .112 - Diff. Adjust.	25 * A/R	75-0500	Bearing - Needle	28 16 2
72-3581	Shim .114 - Diff. Adjust.	25 * A/R	75-0510	Pin	28 17 1
72-3582	Shim .116 - Diff. Adjust.	25 * A/R	75-0520	Bearing - Ball	28 4 1
72-3583	Shim .118 - Diff. Adjust.	25 * A/R	75-0550	Strainer - Suction	14 29 1
72-3584	Shim .120 - Diff. Adjust.	25 * A/R	75-0560	Assembly - Steering Wheel	3 4 1
72-3585	Shim .125 - Diff. Adjust.	25 * A/R	75-0570	Cable - Hood	1 21 1
72-3586	Shim .127 - Diff. Adjust.	25 * A/R	75-0600	Assembly - Steering Valve	3 26 1
72-3587	Shim .129 - Diff. Adjust.	25 * A/R	75-0610	Tread - Foot R.H.	2 * 1
72-3588	Shim .131 - Diff. Adjust.	25 * A/R	75-0620	Tread - Foot L.H.	2 39 1
72-3590	Shim .133 - Diff. Adjust.	25 * A/R	75-0630	Tread - Foot Center	2 37 1
72-3591	Shim .135 - Diff. Adjust.	25 * A/R	75-0640	Tread - Footrest R.H.	2 * 1
72-3592	Shim .137 - Diff. Adjust.	25 * A/R	75-0650	Tread - Footrest L.H.	2 35 1
72-3593	Shim .139 - Diff. Adjust.	25 * A/R	75-0721	Housing-Lower	26 34 1
72-3594	Shim .141 - Diff. Adjust.	25 * A/R	75-0750	Decal - Backlap	33 53 1
72-3595	Shim .143 - Diff. Adjust.	25 * A/R	75-0920	Cartridge - Relief 3000 psi	17 13 1
72-3596	Shim .145 - Diff. Adjust.	25 * A/R	75-0930	Hook - Oil Cooler	32 6 4
72-3597	Shim .147 - Diff. Adjust.	25 * A/R	75-1010	Assembly - Toggle Switch	11 16 1
72-3598	Shim .149 - Diff. Adjust.	25 * A/R	75-1020	Switch - Backlap	33 44 1
72-3600	Shim .151 - Diff. Adjust.	26 22 A/R	75-1040	Cooler - Oil	33 52 1
72-6950	Retainer	39 16 1	75-1180	Manifold	19 7 2
72-9420	Vent Tube Assembly	26 39 1	75-1180	Manifold - Hydraulic	18 23 1
74-0720	Tube - Manual	6 11 1	75-1200	Asm. - Hydraulic Cylinder	57 47 1
74-3810	Assembly - Load Plate	21 9 1	75-1210	Nut-Lock	58 2 1
74-5520	Clutch - Fan	36 1 1	75-1220	Piston	58 3 1
74-5950	Assembly - Swell Latch	11 5 1	75-1230	Assembly - Piston Rod	58 5 1
74-5950	Assembly - Swell Latch	2 44 3	75-1250	Seal Kit	58 6 1
74-9100	Pad - Forward	5 12 1	75-1260	Head-Internal	58 4 1
74-9110	Pad - Reverse	5 14 1	75-1280	Decal - Warning	1 24 1
75-0012	Assembly - Transmission	23 34 1	75-1300	Asm. - Hydraulic Filter Head	14 31 1
75-0020	Housing	28 5 1	75-1310	Element - Hydraulic Filter	14 34 1
75-0030	Gasket - Housing	28 46 1	75-1330	Filter - Oil	23 31 1
75-0040	Center Section	28 18 1	75-1340	Valve - Power Steering	4 * 1
75-0060	Plug	28 20 4	75-1360	Cable - Battery (Ground)	36 23 1
75-0070	Plug	28 41 1	75-1370	Asm. - Battery Cable (+)	53 13 1
75-0090	Screw - Cap Hex Hd.	28 9 8	75-1390	Panel - Access	2 38 1
75-0110	Screw - Cap Hex Hd.	28 35 2	75-1410	Panel - Floor	2 36 1
75-0120	Screw - Cap Hex Hd.	28 28 1	75-1420	Cover - Steering Tower	1 2 1
75-0130	Screw - Cap Hex Head	28 24 3	75-1430	Assembly - Brake Pedal R.H.	5 35 1
75-0140	Spring - Conical	28 26 1	75-1440	Pedal - Brake L.H.	5 33 1
75-0150	Guide - Seal	28 2 1	75-1470	Shaft - Brake Pedal	5 36 1
75-0160	Plug - Pipe	28 47 1	75-1490	Rod - Parking Brake	3 13 1
75-0170	Plug - Straight Thread	28 19 4	75-2010	Cartridge - Relief 2000 psi	17 14 1
75-0180	Screw - Cap Hex Hd.	28 36 2	75-2080	Kit - Seal	17 * 10
75-0190	Plug - Special	28 27 2	75-2090	Kit - Seal	17 * 3
75-0200	Plug - Straight Thread	28 38 2	75-2120	Shaft and Tube	66 12 1
75-0210	O-Ring	28 6 2	75-2170	Tube - Pump Control	5 37 1
75-0220	Pin	28 48 2	75-2810	Clamp - Steering Valve	3 3 1
75-0230	Seal - Lip	28 8 1	75-2851	Hose - Expansion Tank	53 5 1
75-0240	O-Ring	28 21 6	75-2851	Hose - Expansion Tank	32 16 1
75-0250	Pin - Slotted	28 54 1	75-2900	Assembly - Rear Axle	57 45 1
75-0260	Valve - Relief	28 23 4	75-2970	Pedal - Traction	5 13 1
75-0270	Spring	28 39 1	75-3010	Joint - Arm	62 41 2
75-0280	Spring	28 42 1	75-3010	Joint - Arm	60 54 3

*Not Illustrated

TORO PART NUMBER INDEX (Cont.)

Part No.	Description	Pg. No.	Ref. No.	Qty.	Part No.	Description	Pg. No.	Ref. No.	Qty.
75-3110	Collar - Transmission	23	14	1	75-6130	Hose - Hydraulic	14	9	1
75-3130	Rod - Tie	56	37	2	75-6180	Hose - Hydraulic	19	1	2
75-3270	Lever - Traction Pivot	5	8	1	75-6180	Hose - Hydraulic R.H.	61	21	2
75-3390	Bracket - Backlap	33	55	1	75-6220	Hose - Hydraulic	56	34	1
75-3400	Shaft - Seat Pivot	6	15	1	75-6230	Hose - Hydraulic	57	50	1
75-3420	Assembly - Lift Control	12	37	1	75-6230	Hose - Hydraulic RT	3	18	2
75-3430	Rod - Throttle	6	33	1	75-6240	Hose - Hydraulic	30	14	1
75-3480	Weldment - Upper	8	23	1	75-6240	Hose - Hydraulic IN	3	19	1
75-3510	Bolt - Shoulder	8	26	2	75-6250	Hose - Hydraulic	14	17	1
75-3530	Spring - Compression	8	3	1	75-6250	Hose - Hydraulic OUT	3	25	1
75-3540	Pin - Roll	8	6	1	75-6260	Cover - Tool Box	2	47	1
75-3550	Bumper - Seat	8	7	2	75-6270	Cover - Control Box	11	15	1
75-3580	Plate - Mounting, Seat	8	2	1	75-6280	Bracket - Hose	1	22	1
75-3680	Rod - Seat	6	20	1	75-6340	Strainer - In-Line	23	41	1
75-3710	Dipstick	14	4	1	75-6350	Hose	23	28	1
75-3780	Fan	36	2	1	75-6370	Cover - Sensor	60	49	1
75-3790	Shaft and Tube	63	12	1	75-6380	Shaft - Fan	36	3	1
75-3790	Shaft and Tube	64	12	1	75-6390	Pulley - Fan	36	5	1
75-3810	Bracket - Roller	61	15	2	75-6490	Lever - Pedal Stop	5	20	1
75-3860	Fender - L.H.	2	29	1	75-6510	Lever - Bracket	5	16	1
75-4080	Plate - Traction	29	15	1	75-6550	Disc - Friction	5	17	1
75-4100	Control - Pump	29	25	1	75-6580	Cable - Pedal	5	7	1
75-4130	Plate - Switch	29	7	1	75-6640	Fitting - Hydraulic 90°	16	20	2
75-4180	Pin - Rear Axle Pivot	57	44	1	75-6680	Bar - Weight (Europe)	53	25	1
75-4250	Bracket - Expansion Tank	53	21	1	75-6710	Decal - Fast/Slow	5	18	1
75-4360	Bracket - Switch	6	8	1	75-6820	Meter - Hour	12	47	1
75-4370	Bracket - Switch (Seat)	6	3	1	75-6840	Knob - Knurled	2	42	4
75-4400	Adaptor - Transmission	30	8	1	75-6850	Tube - Oil Fill	24	47	1
75-4410	Assembly - Pivot Plate	56	42	1	75-6870	Hose - Hydraulic Suction	14	28	1
75-4450	Hub - Fan Drive	36	9	1	75-6870	Hose - Suction	30	1	1
75-4520	Spring - Torsion R.H.	61	37	1	75-6880	Screen - Spark Arrester	35	*	1
75-4530	Spring - Torsion L.H.	61	*	1	75-6930	Valve - SCR	28	52	1
75-4550	Shaft - Center Arm Pivot	59	27	1	76-1910	Shaft - Pivot	8	12	2
75-4590	Rod - Pivot	61	34	2	76-1920	Bushing - Sleeve	8	9	4
75-4650	Bracket - Spring Rear L.H.	61	*	1	76-1930	Knob - Tension Adjustment	8	19	1
75-4690	Bracket - Spring Rear R.H.	61	8	1	76-1940	Spring - Extension	8	14	2
75-4700	Hose - Fuel	22	13	1	76-2940	Bumper - Rubber	8	8	2
75-4701	Hose - Fuel	22	16	1	76-2970	Bushing - Sleeve	56	43	2
75-4701	Hose - Fuel Vent	32	28	1	76-2980	Washer - Thrust	56	41	1
75-4710	Warning Light Harness	11	28	1	76-8640	Stud - Traction	29	23	1
75-4720	Fitting - Hydraulic 90°	23	26	1	76-8730	Decal - Bolt Torque	23	1	2
75-5190	Decal - No Riders	2	32	2	76-8750	Plate - Caution	32	21	1
75-5200	Bracket - Spring R.H.	59	*	1	76-9430	Spring - Extension	29	8	1
75-5210	Bracket - Spring Center	59	16	1	77-0490	Decal - Bolt	23	17	1
75-5220	Bracket - Spring L.H.	59	*	1	77-2870	Weldment - Hanger	8	18	1
75-5310	Spacer - Bearing	36	8	1	80-4860	Pin - Clevis	8	1	1
75-5350	Pin - Cylinder Rod End	61	23	2	80-4880	Decal - Bolt (Japan)	23	17	1
75-5350	Pin - Cylinder Rod End	59	31	3	82-6490	Hose - Hydraulic	60	65	1
75-5360	Pin - Cylinder Cap End	62	49	2	82-8170	Clamp	20	35	4
75-5390	Roller	61	20	2	82-8170	Clamp	62	57	2
75-5400	Shaft - Roller	61	19	2	82-8170	Clamp - Hose	59	8	8
75-5410	Bracket - Arm	60	53	2	82-8170	Clamp - Rubber	18	20	4
75-5470	Spacer	29	12	2	82-8270	Valve - Flow Control	19	13	1
75-5720	Hose - Hydraulic	14	19	1	82-8270	Valve - Flow Control	16	31	1
75-5740	Box - Control	11	24	1	82-8270	Valve - Flow Control	60	71	1
75-5780	Hinge - Cover	2	51	1	82-9060	Adjuster W/Handle	8	13	1
75-5780	Hinge - Cover	12	59	1	83-4780	Housing - Charge Pump	28	32	1
75-5810	W.A. - Tool Box	2	26	1	83-4910	Coupler - Pinion	26	40	1
75-5890	Hose - Hydraulic	18	10	1	83-5130	Spacer - Pinion	25	21	1
75-5890	Hose - Hydraulic	59	28	2	83-5170	Stop - Reel, LH	62	*	1
75-5890	Hose - Hydraulic	16	35	1	83-6780	Pin - Cylinder (Long)	60	61	2
75-5900	Hose - Hydraulic	16	30	1	83-6790	Pin - Cylinder (Short)	59	43	1
75-5900	Hose - Hydraulic	60	47	1	83-7410	Roll - Bar	67	1	1
75-5910	Hose - Hydraulic	18	11	1	83-7430	Decal - Danger	67	3	1
75-5910	Hose - Hydraulic	60	60	1	83-9150	Decal - Starting Fluid	53	3	1
75-5940	Hose - Hydraulic	18	9	1	84-1710	Piston	65	4	1
75-5940	Hose - Hydraulic AUX	3	23	1	84-1740	Shaft and Tube	65	12	1
75-6070	Hose - Hydraulic	19	15	1	84-1760	Seal repair Kit	65	*	1
75-6070	Hose - Hydraulic L.H. (Cap)	61	11	1	84-2780	Decal - No Step (Japan)	60	62	2
75-6080	Hose - Hydraulic	19	14	1	84-2860	Decal - Fuel (Japan)	2	28	1
75-6080	Hose - Hydraulic L.H. (Rod)	61	*	1	84-2940	Decal - Warning (Japan)	59	33	3

*Not Illustrated

TORO PART NUMBER INDEX (Cont.)

3318-246

Part No.	Description	Pg. Ref. No. No. Qty.	Part No.	Description	Pg. Ref. No. No. Qty.
84-2940	Decal - Warning (Japan)	62 45 2	92-2581	Assembly - Switch Arm	29 21 1
84-3100	Decal - Starting Fluid	53 3 1	92-4808	Sleeve - Trans. Pilot	23 15 1
84-3260	Decal - Backlap (Japan)	33 53 1	92-4846	Asm. - Trans. Support	23 39 1
84-3340	Decal - Warning (Japan)	1 24 1	92-4999	Fitting - Hydraulic 90°	33 51 2
84-3420	Decal - No Riders (Japan)	2 32 2	92-5524	Decal - Noise Rating, 90	7 47 1
84-3500	Decal - Fast/Slow (Japan)	5 18 1	92-5549	Decal - Reelmaster 5300D	1 10 2
84-3660	Decal - Warning (Japan)	2 48 1	92-5720	Controller - Electronic	11 31 1
84-4300	Decal - Danger (Japan)	67 3 1	92-5751	Decal - Hood Trim L.H.	1 23 1
84-8320	Insert - Hinge	59 10 4	92-5752	Decal - Hood Trim R.H.	1 * 1
84-8590	Assembly - Shoe & Lining	27 9 4	92-5797	Gasket - Axle	23 10 1
84-8600	Set of Lined Brake Shoes	27 * 1	92-6315	Cartridge - N.C.	17 22 1
85-4330	Cover - Gear	23 9 1	92-6533	Kit - Cushion, Replacement	7 44 1
85-4340	Plate - Sensor Mounting	23 11 1	92-6534	Shell - Seat	7 43 1
85-4350	Sensor - Gear Tooth	23 5 1	92-8001	Sensor - Reed Switch	6 6 1
85-4420	Gauge - Speedometer	11 2 1	92-8002	Sensor - Reed Switch	59 12 1
85-4440	Decal - ECU	12 61 1	92-8020	Adapter - Breather	14 26 1
85-4470	Assembly - Potentiometer	12 44 1	92-8753	Magnet - Reed Switch	6 5 1
85-4480	Knob	11 25 1	92-8754	Actuator - Reed Switch	60 51 1
85-4491	Lamp - Diagnostic	12 57 1	92-8775	Gasket - Kit, Liquid	27 * 1
85-4530	Decal - Danger	6 17 1	92-8795	Assembly - Body	21 10 1
85-4610	Decal - Clip	6 41 1	92-8796	Pin - Dowel	21 14 2
85-4650	Connector - Loop Back	12 * 1	92-8863	Repair Kit	21 * 1
85-4730	Decal - Oil	1 4 1	92-9096	Assembly - Hose	15 46 1
85-4730	Decal - Oil	18 7 1	92-9096	Hose - Hydraulic	18 22 1
85-4750	Display - Diagnostic-ACE	9 2 1	92-9097	Set Screw	62 43 2
85-4760	Decal - Diagnostic-ACE	9 1 1	92-9097	Set Screw	60 69 3
85-9900	Plate - Spring Anchor	29 16 1	92-9098	Manifold - Tank	14 14 1
85-9910	Eyebolt	29 27 1	93-0000	Hood W.A.	1 8 1
85-9980	Decal - R.O.P.S.	67 2 1	93-0005	Strip - Foam, Top	32 11 1
86-3040	Coupling - Driveshaft	35 7 1	93-0011	Grill - Hood	1 12 1
86-7220	Gear - Pinion	23 37 1	93-0020	Radiator	32 12 1
86-7230	Gear - Spur	25 14 1	93-0021	Asm. - Throttle Cable Swivel	6 26 2
86-7330	Seal Repair Kit	66 * 1	93-0022	Shroud - Fan	32 19 1
86-7330	Seal repair Kit	63 * 1	93-0023	Hose - Radiator Upper	32 18 1
86-7330	Seal repair Kit	64 * 1	93-0024	Hose - Radiator Lower	32 24 1
86-7520	Asm. - Trunnion Cover R.H.	28 7 1	93-0025	Shield W.A. - Radiator	32 33 1
86-7530	Asm. - Trunnion Cover L.H.	28 49 1	93-0030	Asm. - Cooler Mount R.H.	32 9 1
86-7540	Shaft - Pump	28 11 1	93-0032	Hsg. W.A. - Front Screen	32 2 1
86-7550	Connector - Cover (2 Way)	12 * 2	93-0038	Support W.A. - Radiator	32 7 1
86-7560	Connector - Cover (3 Way)	12 * 3	93-0043	Bracket - Fan Idler	37 55 1
86-9190	Hose - Hydraulic	16 14 2	93-0044	Muffler	35 13 1
88-0440	Decal - Floor Plate	18 6 1	93-0045	Yoke - Slip Tube	35 4 1
88-1900	Decal - Floor Plate (Japan)	18 6 1	93-0047	Assembly - U-Joint	35 * 1
88-1980	Decal - Oil (Japan)	1 4 1	93-0047	Yoke - Shaft	35 3 1
88-1980	Decal - Oil (Japan)	18 7 1	93-0048	Hose - Air Cleaner	36 19 1
88-6960	Cartridge - 4W/2P	17 19 3	93-0049	Assembly - Engine	36 24 1
88-6970	Cartridge - N.O.	17 9 2	93-0050	Bracket - Engine L.H. Rear	36 29 1
88-7020	Cartridge - N.O.	17 3 2	93-0051	Bracket - Engine L.H. Front	37 48 1
88-9190	Solenoid - 20 Watt	17 4 6	93-0054	Bracket W.A. - Fan	37 52 1
88-9200	Solenoid - 28 Watt	17 8 5	93-0062	Belt - V	37 56 1
92-1108	Decal - Danger (Japan)	6 17 1	93-0064	Support - Rear Axle	56 4 1
92-1116	Decal - Service (Japan)	2 25 1	93-0069	Pin - Pivot	62 52 2
92-1124	Decal - Clip (Japan)	7 41 1	93-0071	Asm. - Cooler Mount L.H.	32 * 1
92-1125	Decal - Clip (Danish)	7 41 1	93-0073	Cable - Throttle	6 24 1
92-1126	Decal - Clip (Dutch)	7 41 1	93-0074	Support - Cable	37 62 1
92-1127	Decal - Service (Italian)	6 41 1	93-0075	Hose - Hydraulic	23 30 1
92-1128	Decal - Clip (Spanish)	6 41 1	93-0075	Hose - Trans. to Cooler	33 * 1
92-1129	Decal - Clip (German)	6 41 1	93-0076	Hose - Hydraulic	23 21 1
92-1130	Decal - Clip (French)	6 41 1	93-0076	Hose - Trans. to Cooler	33 46 1
92-1131	Decal - Clip (Swedish)	6 41 1	93-0077	Hose - Cooler, R.H.	33 49 1
92-1132	Decal - HOC Selector	12 50 1	93-0077	Hose - Hydraulic	14 30 1
92-1180	Assembly - Seat	7 45 1	93-0078	Hose - Cooler, L.H.	33 * 1
92-1773	Screw-Cap, Hex Hd.	25 11 4	93-0078	Hose - Hydraulic	16 21 1
92-1774	Seal-Oil	27 2 2	93-0081	Strip - Seal	1 9 1
92-1920	Plug - Drain	41 6 1	93-0082	Grommet	33 58 2
92-1921	Gasket - Plug, Drain	41 7 1	93-0083	Plate - Valve	28 44 1
92-1961	Seal	40 15 6	93-0089	Bracket - Mount LH, Cooler	32 *4 1
92-1961	Seal - Valve Stem	52 106 6	93-0090	Bracket - Mount RH, Cooler	32 4 1
92-2143	Bolt W/Washer	42 22 5	93-0092	Mount - Rubber, Rear	36 30 2
92-2379	Clamp - Hose	53 6 1	93-0093	Bracket - Eng. Left Rear	36 33 1
92-2379	Clamp - Hose	32 14 1	93-0095	Bracket - Eng. Front	37 45 2

*Not Illustrated

TORO PART NUMBER INDEX (Cont.)

Part No.	Description	Pg. No.	Ref. No.	Qty.	Part No.	Description	Pg. No.	Ref. No.	Qty.
93-0096	Decal - A.C.E.	2	27	2	93-3395	Valve - Exhaust	40	28	3
93-0097	Valve - SCR	28	25	1	93-3396	Spring - Valve	40	16	6
93-0118	Hose - Hydraulic	19	9	2	93-3397	Cap - Valve	40	12	6
93-0118	Hose - Hydraulic	18	12	1	93-3398	Asm. - Rocker & Shaft	40	*	1
93-0118	Hose - Hydraulic	16	33	1	93-3399	Bolt	40	9	1
93-0119	Hose - Hydraulic	18	13	1	93-3400	Assembly - Rocker	40	*	1
93-0119	Hose - Hydraulic	14	21	1	93-3401	Screw - Rocker	40	4	6
93-0139	Manifold - Hydraulic	18	17	1	93-3402	Bracket, Shaft, Rocker	40	11	1
93-0140	Grommet	6	10	1	93-3403	Bracket - Shaft, Rocker	40	6	2
93-0142	Bushing - Straight	61	36	2	93-3404	Assembly - Shaft	40	*	1
93-0143	Cartridge - Relief 250 psi	18	18	1	93-3405	Cap - Sealing	40	8	2
93-0309	Washer - Tab	56	22	2	93-3406	Spring - Rocker	40	7	2
93-1268	Decal - HOC Selector	12	50	1	93-3407	Bolt - Bracket, Rocker	40	10	3
93-1374	Latch - Swell	32	1	2	93-3408	Shaft - Pump, Fuel Inject.	40	21	1
93-1375	Motor - Hydraulic	20	21	5	93-3409	Bearing	40	19	1
93-1376	Assembly - Pump, Gear	30	18	1	93-3410	Bolt W/Washer	40	17	1
93-1396	Coupler W.A. - Trans.	30	7	1	93-3411	Rod - Push	40	22	6
93-3102	Cap - Fuel Tank	22	22	1	93-3412	Camshaft	40	24	1
93-3139	Panel - Tower	3	10	1	93-3413	Assembly - Strainer	41	13	1
93-3140	Panel - Control	11	14	1	93-3414	Gasket	41	11	1
93-3163	Spring	8	28	2	93-3414	Gasket	52	108	1
93-3164	Cap	8	27	2	93-3415	Assembly - Valve, Relief	41	22	1
93-3165	Bracket	8	29	1	93-3416	Housing	41	17	1
93-3350	Gear - Camshaft	38	35	1	93-3417	Gasket	41	16	1
93-3351	Gear - Pump, Injection	38	1	1	93-3417	Gasket	52	101	1
93-3352	Assembly - Idler, Gear	38	2	1	93-3418	Gauge - Level, Oil	41	1	1
93-3353	Bushing - Idler	38	36	1	93-3420	Assembly - Pump, Oil	41	15	1
93-3354	Crankshaft	38	27	1	93-3421	Bolt	41	14	3
93-3355	Washer - Spring	38	12	1	93-3422	Assembly - Pan, Oil	41	9	1
93-3356	Nut	38	11	1	93-3423	Gasket	42	4	1
93-3357	Pulley - Crankshaft	38	14	1	93-3423	Gasket	52	113	1
93-3358	Assembly - Sub, Flywheel	38	25	1	93-3423	Gasket - Muffler	35	15	1
93-3359	Gear - Crankshaft	38	15	1	93-3424	Gasket - Cover, Rocker	42	5	1
93-3360	Cover	38	7	1	93-3424	Gasket - Rocker	52	123	1
93-3361	Gasket - Cover	38	8	1	93-3425	Guide - Valve, In	42	8	3
93-3361	Gasket - Tie Rod Cover	52	111	1	93-3426	Bolt - Head, Cylinder	42	14	11
93-3362	Bushing - Camshaft	38	34	1	93-3427	Guide - Valve	42	15	3
93-3363	Assembly - Shaft, Idler	38	4	1	93-3428	Cylinder Head Assembly	42	17	1
93-3364	Ball - Steel	38	3	1	93-3429	Cap - Sealing	42	29	1
93-3365	Pin - Dowel	38	9	2	93-3430	Jet - Combustion	42	28	3
93-3366	Cap - Sealing	38	10	1	93-3431	Gasket - Cylinder Head	52	122	1
93-3367	Plug - Taper	38	32	1	93-3431	Gasket - Head, Cylinder	42	26	1
93-3368	Bolt	38	33	4	93-3432	Bolt W/Washer	42	27	2
93-3369	Cap - Sealing	38	31	2	93-3433	Assy. - Cover, Rocker	42	11	1
93-3370	Bearing - Con-Rod	38	16	6	93-3434	Gasket - Cover, Inlet	42	18	1
93-3371	Asm. - Rod, Connecting	38	23	3	93-3434	Gasket - Inlet Cover	52	124	1
93-3372	Nut	38	30	6	93-3435	Bolt W/Washer	42	9	4
93-3373	Bolt - Connecting	38	17	6	93-3436	Gasket - Exhaust	42	30	1
93-3374	Pin - Piston	38	18	3	93-3436	Gasket - Exhaust	52	125	1
93-3375	Ring Set - Piston	38	19	3	93-3437	Asm. - Manifold, Exhaust	42	31	1
93-3376	Piston - Std.	38	22	3	93-3438	Assy. - Cover, Inlet	42	20	1
93-3377	Piston - O.S. 0.25	38	*	3	93-3440	Pipe - Inlet	42	21	1
93-3378	Piston - O.S. 0.50	38	*	3	93-3441	Gasket - Inlet Pipe	52	118	1
93-3379	Set - Ring, Piston O.S. 0.25	38	*	3	93-3441	Gasket - Pipe, Inlet	42	25	1
93-3380	Set - Ring, Piston O.S. 0.50	38	*	3	93-3442	Bolt W/Washer	42	23	1
93-3381	Cap - Sealing	39	2	2	93-3443	Bolt W/Washer	42	24	1
93-3382	Cap - Sealing	39	4	1	93-3444	Cap - Filler	43	1	1
93-3383	Seal - Side	39	7	4	93-3445	Gasket - Gear	43	2	1
93-3383	Seal - Side	52	114	4	93-3445	Gasket - Gear	52	117	1
93-3384	Cylinder Block Assembly	39	20	1	93-3446	Plate - Front	43	4	1
93-3385	Cap - Metal	39	9	1	93-3447	Gasket - Front Plate	52	116	1
93-3386	Cap - Sealing	39	15	3	93-3447	Gasket - Plate, Front	43	5	1
93-3387	Bearing - Set Std.	39	14	1	93-3448	Case - Gear	43	6	1
93-3388	Bearing - Set U.S. 0.50 mm	39	*	1	93-3449	Bolt	43	8	8
93-3389	Bearing - Set U.S. 0.75 mm	39	*	1	93-3450	Assembly - Pump, Water	44	7	1
93-3390	Case - Seal, Oil	47	19	1	93-3451	Bolt W/Washer	44	6	2
93-3391	Gasket - Oil Seal Case	52	115	1	93-3452	Joint	44	5	1
93-3391	Gasket - Seal, Oil	47	21	1	93-3453	Gasket	44	8	1
93-3392	Seal - Oil	47	20	1	93-3453	Gasket - Water Pump	52	112	1
93-3393	Bolt	47	18	5	93-3454	Plate	44	9	1
93-3394	Valve - Inlet	40	29	3	93-3455	Gasket - Pump, Water	44	10	1

*Not Illustrated

TORO PART NUMBER INDEX (Cont.)

3318-246

Part No.	Description	Pg. Ref. No. No. Qty.	Part No.	Description	Pg. Ref. No. No. Qty.
93-3455	Gasket - Water Pump	52 110 1	93-3525	Gauge	46 3 1
93-3456	Bolt W/Washer	44 4 3	93-3526	Switch	46 10 1
93-3457	Bolt W/Washer	44 11 1	93-3527	Gasket	46 9 1
93-3458	Pulley - Pump, Water	44 2 1	93-3527	Gasket	52 109 1
93-3459	Bolt W/Washer	44 1 4	93-3528	Plug	46 2 1
93-3460	V-Belt	44 3 1	93-3529	Assembly - Case, Governor	48 1 1
93-3461	Assembly - Pump, Fuel	45 * 1	93-3530	Pin - Spring	48 18 1
93-3462	Assembly - Sub, Housing	45 30 1	93-3531	O-Ring	48 25 1
93-3463	Holder - Delivery, Valve	45 16 3	93-3532	Nut - Jam	48 33 1
93-3464	Spring - Delivery, Valve	45 14 3	93-3533	Bolt - Speed Set	48 31 2
93-3465	Gasket - Delivery, Valve	45 13 3	93-3534	Spring - Governor	48 16 1
93-3466	Assembly - Sub, Valve	45 12 3	93-3535	Spring Set - Torque	48 13 1
93-3467	Assembly - Sub, Element	45 11 3	93-3536	Stopper	48 11 1
93-3468	Sleeve - Control	45 24 3	93-3537	Spring - Torque	48 10 2
93-3469	Seat - Spring, Upper	45 25 3	93-3538	Spring - Start	48 21 1
93-3470	Spring - Plunger	45 26 3	93-3539	Shim - Shaft, Governor	48 23 1
93-3471	Assembly - Sub, Tappet	45 29 3	93-3540	Lever - Speed	48 35 1
93-3472	Assembly - Control, Rack	45 23 1	93-3541	Case - Governor	48 36 1
93-3473	Seat - Spring, Lower	45 27 3	93-3542	Lever - Spring, Governor	48 17 1
93-3474	O-Ring	45 15 3	93-3543	Lever - Tension	48 19 1
93-3475	Pin - Guide, Tappet	45 21 3	93-3544	Lever - Governor	48 22 1
93-3476	Plate	45 22 1	93-3545	Shaft - Governor	48 24 1
93-3477	Plate - Adjusting	45 20 2	93-3546	Rod - Tie	48 15 1
93-3478	Bolt - Washer Head	45 19 2	93-3547	Spring - Rod, Tie	48 14 1
93-3479	Screw - Hollow	45 10 1	93-3548	Gasket - Case, Governor	48 29 1
93-3480	Screw - Bleeder, Air	45 8 1	93-3548	Gasket - Governor Case	52 121 1
93-3481	Washer - Union, Pipe	45 9 1	93-3549	Shaft - Sleeve, Sliding	48 26 1
93-3482	Plate - Shim .25 mm	45 * A/R	93-3550	Sleeve - Sliding	48 27 1
93-3483	Plate - Shim .35 mm	45 * A/R	93-3551	Weight	48 28 1
93-3484	Plate - Shim .45 mm	45 * A/R	93-3552	Wire	48 6 1
93-3485	Plate - Shim .55 mm	45 * A/R	93-3553	Bolt	48 4 3
93-3486	Plate - Shim .65 mm	45 * A/R	93-3554	Bolt - Case, Governor	48 3 1
93-3487	Plate - Name	45 18 1	93-3555	Assembly - Starter	49 * 1
93-3488	Rivet	45 17 2	93-3556	Screw	49 19 1
93-3489	Assembly - Nozzle & Holder	45 * 1	93-3556	Screw Set	49 3 1
93-3490	Assembly - Sub, Body	45 7 3	93-3557	Assembly - Bracket, Front	49 4 1
93-3491	Washer - 1.25 mm	45 6 A/R	93-3558	Assembly - Lever	49 5 1
93-3492	Washer - 1.3 mm	45 * A/R	93-3559	Spring Set	49 6 1
93-3493	Washer - 1.35 mm	45 * A/R	93-3560	Assembly - Bracket, Center	49 7 1
93-3494	Washer - 1.4 mm	45 * A/R	93-3561	Assembly - Switch	49 8 1
93-3495	Washer - 1.45 mm	45 * A/R	93-3562	Armature Set	49 * 1
93-3496	Washer - 1.5 mm	45 * A/R	93-3563	Bearing - Front	49 13 1
93-3497	Washer - 1.55 mm	45 * A/R	93-3564	Bearing - Rear	49 14 1
93-3498	Washer - 1.6 mm	45 * A/R	93-3565	Bolt Set	49 18 2
93-3499	Washer - 1.65 mm	45 * A/R	93-3566	Assembly - Shaft, Clutch	49 * 1
93-3500	Washer - 1.7 mm	45 * A/R	93-3567	Pinion Set	49 2 1
93-3501	Spring - Pressure	45 5 3	93-3568	Gear Set	49 21 1
93-3502	Pin - Pressure	45 4 3	93-3569	Gear	49 11 1
93-3503	Assembly - Nozzle	45 2 3	93-3570	Cover Set	49 10 1
93-3504	Assembly - Solenoid	47 22 1	93-3571	Assembly - Yoke	49 15 1
93-3505	Bracket - Starter	47 24 1	93-3572	Bolt Set	49 9 1
93-3506	Plug - Glow	47 16 3	93-3573	Assembly - Holder	49 16 1
93-3507	Plate - Connection	47 6 1	93-3574	Spring - Brush	49 20 4
93-3508	Plate - Adjusting	46 16 1	93-3575	Assembly - Bracket, Rear	49 17 1
93-3509	Nut	46 12 1	93-3576	Stopper Set	49 1 1
93-3510	Washer - Spring	46 13 1	93-3577	Assembly - Alternator	50 * 1
93-3511	Washer - Plain	46 14 1	93-3578	Nut - Set	50 1 1
93-3512	Bolt - Alternator	46 15 1	93-3579	Assembly - Pulley	50 2 1
93-3513	Pipe - Injector No.1	47 7 1	93-3580	Bolt Set	50 4 1
93-3514	Pipe - Injector No.2	47 10 1	93-3581	Assembly - Bracket, Front	50 10 1
93-3515	Pipe - Injector No.3	47 11 1	93-3582	Screw Set	50 3 1
93-3516	Pipe - Leak Off, Fuel	47 15 1	93-3583	Bearing - Front	50 5 1
93-3517	Bolt	47 3 4	93-3584	Assembly - Rotor	50 7 1
93-3518	Nipple - Swivel	47 2 1	93-3585	Bearing - Rear	50 6 1
93-3519	Assembly - Case, Therm.	46 11 1	93-3586	Assembly - Stator	50 12 1
93-3520	Pipe	46 21 1	93-3587	Assembly - Bracket, Rear	50 14 1
93-3521	Gasket - Case, Thermostat	46 8 1	93-3588	Regulator Set	50 13 1
93-3521	Gasket - Thermo Case	52 120 1	93-3589	Brush	50 11 2
93-3522	Bolt W/Washer	46 19 3	93-3590	Assembly - Rectifier	50 9 1
93-3523	Assembly - Hose, Fuel	46 1 1	93-3591	Nut - Set	50 8 1
93-3524	Thermostat	46 7 1	93-3592	Kit- Gasket, Complete	52 * 1

*Not Illustrated

TORO PART NUMBER INDEX (Cont.)

Part No.	Description	Pg. Ref. No. No. Qty.	Part No.	Description	Pg. Ref. No. No. Qty.
93-3593	Packing - Body	52 119 1	93-6692	Decal - Starting Fluid	53 3 1
93-3594	Hose - Breather	42 13 1	93-6693	Decal - Floor Plate (Europe)	18 6 1
93-3595	Clip - Hose	42 32 1	93-6696	Decal - Warning (Europe)	59 33 3
93-3596	Pipe - Oil Inlet	38 20 3	93-6696	Decal - Warning (Europe)	62 45 2
93-3597	Bearing - Set U.S. 0.25 mm	39 * 1	93-6698	Decal - Warning (Europe)	1 24 1
93-3598	Cap - Sealing	42 19 1	93-6699	Decal - Fast/Slow (Europe)	5 18 1
93-3599	Gasket - Liquid	41 * 1	93-7000	Spindle - Rear R.H.	56 * 1
93-3601	Decal - Service	1 25 1	93-7001	Spindle - Rear L.H.	56 15 1
93-3604	Gasket	30 6 1	93-7013	Guide - Gauge, Oil Level	41 3 1
93-3609	Bolt - Special	4 36 4	93-7154	Decal - Service (Finnish)	2 25 1
93-3611	Asm. - Control Manifold	16 6 1	93-7182	Guard - Fan	34 4 1
93-3612	Fitting - Hydraulic 90°	16 25 1	93-7252	Decal - CE (Europe)	2 53 1
93-3614	Cover Asm.	21 4 1	93-7276	Decal - Danger (Europe)	53 29 1
93-3615	Assembly - Drive Shaft	21 7 1	93-7416	Insert - Dust Shield	27 20 2
93-3616	Assembly - Idler Gear	21 6 1	93-7488	Reservoir - Hydraulic	14 1 1
93-3617	Assembly - Differential	26 * 1	93-7498	Plug - Plastic	14 6 1
93-3618	Gear & Pinion Assembly	26 * 1	93-7499	Gasket - Flange	14 5 1
93-3619	Upper Housing	26 26 1	93-7550	Hydraulic Cylinder Asm.	60 67 1
93-3621	Bracket - Eng. Right Rear	36 * 1	93-7551	Asm. - Hydraulic Cylinder	59 7 1
93-3623	Strip - Sealing, Radiator	33 61 2	93-7557	Assembly - Barrel	66 1 1
93-3624	Plate - Retaining	33 62 2	93-7558	Assembly - Barrel	65 1 1
93-3625	Spring - Joystick Return	12 58 1	93-7579	Fender - R.H.	1 3 1
93-3626	Bracket - Hose	32 35 1	93-7587	Bracket - Fuse Block	11 23 1
93-3626	Bracket - Hose	2 41 1	93-7588	Cover - Tank	14 8 1
93-3639	Decal - Warning	2 48 1	93-7840	Decal - Radiator Cap	32 37 1
93-3640	Stop - Reel, RH	62 56 1	93-7960	Spacer	18 19 4
93-3641	Plate - Idler Stop	7 49 1	93-7960	Spacer	20 34 4
93-3642	Tube - Hydraulic	30 13 1	93-7960	Spacer	59 36 6
93-3642	Tube - Hydraulic	16 38 1	93-7960	Spacer	62 58 2
93-3643	Tube - Hydraulic	30 12 1	93-7961	Clamp	18 28 2
93-3643	Tube - Hydraulic	16 39 1	93-7961	Clamp	62 59 1
93-3644	Guard W.A. - Flywheel	35 22 1	93-7961	Clamp - Case Drain	20 33 2
93-4268	Kit - Flange	31 * 1	93-7961	Clamp - Rubber	59 34 3
93-4269	Kit - Housing, Section 1	31 * 1	93-7990	Head	63 9 1
93-4270	Kit - Housing, Section 2	31 * 1	93-7990	Head	64 9 1
93-4271	Kit - Housing, Section 3	31 * 1	93-7990	Head	66 9 1
93-4272	Kit - Individual Pieces	31 * 1	93-7991	Collar	63 11 1
93-4277	Kit - Valve	31 19 1	93-7991	Collar	64 11 1
93-4278	Pin - Dowel	31 4 4	93-7991	Collar	66 11 1
93-4279	Plate - Distance	31 13 2	93-7993	Head	65 9 1
93-4280	Coupling	31 9 2	93-7994	Collar	65 11 1
93-4281	Pin - Dowel	31 22 4	93-8050	Decal - Danger (Europe)	67 3 1
93-4282	Block - Valve	31 18 1	93-8051	Decal - Warning (Europe)	2 48 1
93-4283	Bolt	31 17 4	93-8052	Decal - Instructions	53 4 1
93-4284	Spacer - Cooler, Engine	41 31 1	93-8053	Decal - ECU (Europe)	12 61 1
93-4285	Cooler - Oil, Engine	41 26 1	93-8057	Decal - Clip (Portuguese)	6 41 1
93-4286	O-Ring	41 32 1	93-8058	Decal - Clip (Norwegian)	6 41 1
93-4287	O-Ring	41 30 1	93-8059	Decal - Clip (Finnish)	7 41 1
93-4288	Fitting - Block, Engine	41 29 1	93-8060	Decal - Danger (Europe)	6 17 1
93-4289	Hose - Cooler, Outlet	41 28 1	93-8073	Decal - R.O.P.S. (Europe)	67 2 1
93-4290	Connector - Cooler	41 25 1	93-8078	Decal - Diag. (Danish)	9 1 1
93-4291	Fitting - Pump, Water	41 23 1	93-8079	Decal - Diag. (Dutch)	9 1 1
93-4292	Cover - Spiral Tube	41 35 1	93-8080	Decal - Diag. (Italian)	9 1 1
93-4294	Hose - Cooler, Inlet	41 33 1	93-8081	Decal - Diag. (Spanish)	9 1 1
93-4295	Assembly - Filter, Oil	41 4 1	93-8082	Decal - Diag. (German)	9 1 1
93-4296	Clamp-R	41 24 1	93-8083	Decal - Diag. (French)	9 1 1
93-4297	Clamp - Hose	41 27 4	93-8084	Decal - Diag. (Swedish)	9 1 1
93-4390	Sensor - Magnet	62 60 1	93-8085	Decal - Diag. (Portuguese)	9 1 1
93-6668	Decal - Battery (Europe)	53 9	93-8086	Decal - Diag. (Norwegian)	9 1 1
93-6680	Decal - Fuel (Europe)	2 28 1	93-8087	Decal - Diag. (Finnish)	9 1 1
93-6681	Plate - Caution (Europe)	32 21 1	93-8089	Decal - Diag. (Japan)	9 1 1
93-6682	Panel - Tower (Europe)	3 10 1	93-8091	Decal - Service (Danish)	2 25 1
93-6683	Panel - Control (Europe)	11 14 1	93-8092	Decal - Service (Dutch)	2 25 1
93-6684	Decal - Backlap (Europe)	33 53 1	93-8093	Decal - Service (Italian)	2 25 1
93-6686	Decal - Oil (Europe)	1 4 1	93-8094	Decal - Service (Spanish)	1 25 1
93-6686	Decal - Oil (Europe)	18 7 1	93-8095	Decal - Service (German)	1 25 1
93-6687	Decal - No Step (Europe)	60 62 2	93-8096	Decal - Service (French)	1 25 1
93-6688	Decal - Hands/Feet	60 * 3	93-8097	Decal - Service (Swedish)	2 25 1
93-6688	Decal - Hands/Feet	62 * 2	93-8098	Decal - Service (Portuguese)	2 25 1
93-6689	Decal - No Riders (Europe)	2 32 2	93-8099	Decal - Service (Norwegian)	2 25 1
93-6691	Decal - Bolt (Europe)	23 17 1	93-8496	Gauge - Temperature	11 8 1

*Not Illustrated

TORO PART NUMBER INDEX (Cont.)

3318-246

Part No.	Description	Pg. Ref. No. No. Qty.	Part No.	Description	Pg. Ref. No. No. Qty.
93-8497	Gauge - Fuel	11 1 1	217-121	Rim	56 20 2
93-8742	Pad - Brake	5 26 2	218-446	Nut - Locking	11 10 1
93-8744	Rivet	2 52 3	218-447	Washer - E.T.L.W.	11 11 1
93-8744	Rivet	12 60 3	218-498	Nut - Hex.	11 4 4
93-9151	Fitting - Hydraulic	20 30 4	218-498	Nut - Lock	33 54 2
93-9310	Asm. - Hydraulic Cylinder	60 46 1	218-533	Lens - Red	11 * 1
93-9311	Asm. - Hydraulic Cylinder	62 48 2	218-535	Nut - Lock	11 30 1
93-9312	Assembly - Barrel	64 1 1	218-536	Washer - Lock	11 29 1
93-9313	Assembly - Barrel	63 1 1	218-573	Fuse - 5A	11 20 2
93-9323	Screw - Socket Hd.	35 19 3	218-578	Fuse - 10A	11 * 3
93-9933	Shield - Flywheel	34 1 1	218-579	Wire - Fuel Pump	22 34 1
93-9973	Frame - Seat	6 28 1	219-17	Bulb - Light	11 * 4
93-9976	Assembly - Seat Plate	6 16 1	219-19	Bulb - Light	12 * 1
93-9979	Latch - Seat	6 35 1	231-134	Tire	24 53 2
93-9983	Bracket - Seat Latch	6 36 2	231-141	Tire	56 19 2
94-2685	Cartridge - N.C.	17 7 3	232-27	Stem - Valve	23 3 2
94-3055	Cap - Lower, Joystick	12 63 1	232-35	Stem - Valve	56 21 2
94-3056	Ring - Retaining (Europe)	12 64 1	233-17	Knob - Parking Brake	3 9 1
94-3057	Spring - Compression	12 65 1	233-42	Knob	5 19 1
94-3058	Cap - Upper, Joystick	12 66 1	233-42	Knob - Throttle	6 34 1
94-3570	Assembly - Fuel Tank	22 23 1	237-21	O-Ring	18 2 7
94-4911	Hose Asm. - Pressure #2, 3	20 8 2	237-21	O-Ring	19 2 7
94-4912	Hose Asm. - Pressure #2, 3	20 14 2	237-21	O-Ring	20 4 5
94-4913	Hose Asm. - Pressure #1, 2	16 24 1	237-21	O-Ring	61 14 4
94-4913	Hose Asm. - Pressure #2	20 27 1	237-21	O-Ring	16 18 4
94-4914	Hose Asm. - Pressure #3	20 10 1	237-21	O-Ring	56 33 2
94-4914	Hose Asm. - Pressure #3	16 27 1	237-21	Seal - O-Ring	59 5 8
94-4915	Hose Asm. - Drain #2, 3	20 9 2	237-22	O-Ring	16 1 1
94-4916	Hose Asm. - Drain	15 48 1	237-22	O-Ring	18 14 2
94-4916	Hose Asm. - Drain, Return	20 26 1	237-22	O-Ring	3 14 5
94-4917	Tube Asm. - Drain #2, 3	20 24 1	237-22	O-Ring	30 15 1
94-4918	Tube Asm. - Pressure #2, 3	20 23 1	237-22	O-Ring	23 20 2
94-4919	Bracket - Clamp, Hose	62 51 1	237-22	O-Ring	14 23 6
94-4920	Plate - Mounting Valve	19 16 1	237-22	O-Ring	20 36 4
94-4923	Bracket - Air Cleaner	53 24 1	237-22	O-Ring	33 47 2
94-4934	Decal - HOC Selector	12 50 1	237-30	O-Ring	30 11 2
94-5438	Seal - Solenoid	17 23 12	237-30	O-Ring	17 12 1
94-5442	Hose Asm. - Drain #5	20 5 1	237-30	O-Ring	16 13 7
94-5442	Hose Asm. - Pressure #5	18 1 1	237-30	O-Ring	20 19 19
94-5443	Hose Asm. - Pressure #1, 5	20 1 1	237-42	O-Ring	17 5 2
94-5444	Hose Asm. - Pressure #5	16 4 1	237-42	O-Ring	18 16 2
94-5444	Hose Asm. - Pressure #5	20 6 1	237-42	O-Ring	14 25 4
94-5445	Hose Asm. - Drain #4	20 16 1	237-42	O-Ring	15 49 1
94-5445	Hose Asm. - Drain #4	18 24 1	237-65	O-Ring	14 10 5
94-5446	Hose Asm. - Pressure #1, 4	20 15 1	237-65	O-Ring	16 22 1
94-5447	Hose Asm. - Pressure #4	20 17 1	237-65	O-Ring	33 50 2
94-5447	Hose Asm. - Pressure #4	16 37 1	237-78	O-Ring	17 1 12
94-5448	Hose Asm. - Drain #1	20 20 1	237-78	O-Ring	20 2 5
94-5448	Hose Asm. - Drain #1	18 25 1	237-78	O-Ring	59 3 6
94-5546	Asm. - Lift Arm Rear R.H.	61 28 1	237-78	O-Ring	18 4 7
94-5579	Bracket - Engine R.H. Rear	36 * 1	237-78	O-Ring	19 4 8
94-5594	Asm. - Lift Arm Rear L.H.	62 61 1	237-78	O-Ring	16 7 6
94-5598	Assembly - Lift Arm R.H.	59 1 1	237-78	O-Ring	61 12 4
94-5800	Assembly - Lift Arm L.H.	59 32 1	237-78	O-Ring	23 22 1
94-5802	Assembly - Lift Arm, Center	59 40 1	237-78	O-Ring	56 31 2
94-5808	Assembly - Carrier Frame	60 44 1	237-79	O-Ring	16 9 6
94-5811	Assembly - Frame	2 43 1	237-79	O-Ring	17 10 1
94-6031	Fitting - Hydraulic	20 25 1	237-79	O-Ring	30 17 3
94-6753	Assembly - Lift Control	12 37 1	237-79	O-Ring	20 18 10
94-6763	Asm. - Main Wire Harness	12 56 1	237-79	O-Ring	23 18 2
94-6766	Decal - Fuses	11 27 1	237-79	O-Ring	14 45 1
94-6767	Decal - Fuses (Europe)	11 27 1	237-80	O-Ring	17 20 1
94-6768	Decal - Fuses (Japan)	11 27 1	237-81	O-Ring	14 12 4
94-6933	Assembly - Front Axle	24 46 1	237-81	O-Ring	23 25 2
94-6934	Screw - Cap Socket Hd.	27 21 8	237-81	O-Ring	16 26 1
94-6935	Nut - Lock	27 18 8	237-101	O-Ring	14 7 1
94-6936	Washer - Flat	27 23 8	237-141	Bumper	1 6 2
94-8102	Tube - Interlock (Europe)	12 62 1	237-146	O-Ring	30 19 1
94-8103	Screw - Cap Hex. Hd.	12 39 4	237-156	O-Ring	17 16 2
94-8104	Switch - Micro	12 38 2	237-161	O-Ring	23 36 1
217-120	Rim	24 52 2	237-163	O-Ring	30 9 1

*Not Illustrated

TORO PART NUMBER INDEX (Cont.)

Part No.	Description	Pg. No.	Ref. No.	Qty.	Part No.	Description	Pg. No.	Ref. No.	Qty.
237-165	Grommet	57	46	2	321-6	Screw - Cap Hex. Hd.	22	31	2
237-181	O-Ring	24	51	1	321-8	Screw - Cap Hex. Hd.	22	6	2
240-3	Grommet	33	57	2	321-11	Screw - Cap Hex. Hd.	19	6	4
240-5	Grommet - Rubber	20	28	4	321-15	Screw - Cap Hex. Hd.	11	33	3
240-11	Grommet	22	28	3	321-18	Screw - Cap Hex. Hd.	18	5	4
240-11	Grommet	14	39	3	321-23	Screw - Cap Hex. Hd.	14	13	2
241-119	Cap - Dust	56	24	2	321-39	Screw - Cap Hex. Hd.	1	15	7
242-34	Stud-Flange, Axle	27	11	10	321-39	Screw - Cap Hex. Hd.	11	26	2
242-50	Nut - Lug	56	26	10	322-2	Screw - Cap Hex. Hd.	32	43	2
2411-36	Bearing - Rod End	5	2	1	322-2	Screw - Cap Hex. Hd.	37	61	4
2412-3	Clamp - Hose	32	27	2	322-3	Screw - Cap Hex. Hd.	36	14	4
2412-4	Clamp	36	16	2	322-3	Screw - Cap Hex. Hd.	6	14	13
2412-4	Clamp - R	35	21	1	322-3	Screw - Cap Hex. Hd.	29	18	2
2412-34	Clamp - Hose	30	2	1	322-3	Screw - Cap Hex. Hd.	5	25	8
2412-34	Clamp - Hose	32	15	2	322-3	Screw - Cap Hex. Hd.	16	28	4
2412-34	Clamp - Hose	14	18	3	322-3	Screw - Cap Hex. Hd.	2	30	4
2412-36	Clamp - Drain	22	24	1	322-3	Screw - Cap Hex. Hd.	11	35	2
2412-41	Clamp - R	53	23	1	322-4	Screw - Cap Hex. Hd.	53	11	3
2412-42	Clamp - Hose	53	1	1	322-4	Screw - Cap Hex. Hd.	36	18	2
2412-72	R-Clamp	7	48	1	322-4	Screw - Cap Hex. Hd.	32	36	2
2412-92	Clamp - Hose	36	20	1	322-4	Screw - Cap Hex. Hd.	2	40	2
2412-93	Clamp - R	6	18	1	322-5	Screw - Cap Hex. Hd.	61	6	3
2412-93	Clamp - R	14	32	2	322-5	Screw - Cap Hex. Hd.	19	17	2
2412-93	Clamp-R	62	53	2	322-5	Screw - Cap Hex. Hd.	1	19	4
2412-103	Clamp - R	32	29	2	322-5	Screw - Cap Hex. Hd.	53	26	6
2412-107	R-Clamp	2	50	1	322-5	Screw - Cap Hex. Hd.	59	26	3
2412-108	Clamp - Hose	22	12	11	322-5	Screw - Cap Hex. Hd.	12	54	1
2412-108	Clamp - Hose	32	31	1	322-5	Screw - Cap Hex. Hd.	33	60	4
2412-126	Clamp-R	12	53	1	322-6	Screw - Cap Hex Head	8	30	1
2412-129	Clamp - Hose	23	27	2	322-6	Screw - Cap Hex. Hd.	61	17	4
2412-133	Clamp - R	7	42	2	322-6	Screw - Cap Hex. Hd.	37	47	8
251-259	Bearing - Ball	29	11	2	322-7	Screw - Cap Hex. Hd.	29	10	1
251-318	Bearing - Ball	36	7	2	322-9	Screw - Cap Hex. Hd.	35	2	2
253-129	Seal - Grease	56	28	2	322-10	Screw - Cap Hex. Hd.	29	3	1
254-65	Cone-Tapered Bearing	26	28	2	322-12	Screw - Cap Hex. Hd.	61	32	2
254-66	Cup-Tapered Bearing	26	27	2	322-12	Screw - Cap Hex. Hd.	62	46	2
254-72	Cup - Bearing	56	17	4	322-13	Screw - Cap Hex. Hd.	62	50	1
254-91	Cone-Bearing	26	23	1	323-4	Screw - Cap Hex. Hd.	6	2	2
254-94	Cone - Bearing	56	16	4	323-4	Screw - Cap Hex. Hd.	14	43	2
256-42	Bushing - Sleeve	5	34	2	323-6	Screw - Cap Hex. Hd.	36	11	2
256-113	Bushing - Flange	29	19	2	323-6	Screw - Cap Hex. Hd.	62	54	2
256-115	Washer - Thrust	61	26	8	323-7	Screw - Cap Hex. Hd.	56	1	4
256-115	Washer - Thrust	59	41	11	323-7	Screw - Cap Hex. Hd.	37	57	1
256-121	Washer - Thrust	56	12	2	323-9	Screw - Cap Hex. Hd.	5	3	1
256-236	Bearing - Flange	5	24	4	323-9	Screw - Cap Hex. Hd.	53	15	1
256-287	Bushing - Flange	61	38	4	323-9	Screw - Cap Hex. Hd. LH	36	36	1
282-4	Clevis - Spring	61	3	2	323-11	Screw - Cap Hex. Hd.	59	39	1
282-4	Clevis - Spring	59	21	3	323-12	Screw - Cap Hex. Hd.	30	4	2
283-6	Pin - Clevis	61	10	2	323-12	Screw - Cap Hex. Hd.	23	32	2
283-6	Pin - Clevis	59	15	3	323-12	Screw - Cap Hex. Hd.	60	56	2
283-58	Pin - Clevis	5	30	4	323-12	Screw - Cap Hex. Hd. RH	36	*	1
302-5	Fitting - Grease	35	5	1	323-14	Screw - Cap Hex. Hd.	36	44	2
302-5	Fitting - Grease	58	7	2	323-20	Screw - Cap Hex. Hd.	24	49	2
302-5	Fitting - Grease	56	11	4	324-7	Screw - Cap Hex. Hd.	23	29	4
302-5	Fitting - Grease	59	11	6	325-4	Screw - Cap Hex. Hd.	61	35	4
302-5	Fitting - Grease	63	13	1	325-4	Screw - Cap Hex. Hd.	60	59	6
302-5	Fitting - Grease	64	13	1	325-5	Screw - Cap Hex. Hd.	67	6	9
302-5	Fitting - Grease	65	13	1	325-7	Screw - Cap Hex. Hd.	23	13	2
302-5	Fitting - Grease	66	13	1	325-8	Screw - Cap Hex. Hd.	53	33	2
302-5	Fitting - Grease	29	20	1	327-2	Screw - Cap Hex. Hd.	56	3	1
302-5	Fitting - Grease	61	29	4	328-7	Screw - Cap Hex. Hd.	59	18	4
302-5	Fitting - Grease	5	39	1	328-12	Screw - Cap Hex. Hd.	59	13	2
302-10	Fitting - Grease 45°	37	67	1	328-25	Screw - Cap Hex. Hd.	56	30	1
304-46	Drain - Radiator	32	10	1	328-27	Screw - Cap Hex. Hd.	57	49	1
304-46	Fitting - Drain	22	25	1	3210-8	Screw - Cap, Hex Hd.	25	19	8
321-2	Screw - Cap Hex. Hd.	23	6	1	3212-4	Screw - Cap Hex. Hd.	67	*	2
321-4	Screw - Cap Hex. Hd.	36	12	1	3213-2	Screw - Cap Hex. Hd.	36	31	8
321-4	Screw - Cap Hex. Hd.	32	23	7	3217-6	Nut - Hex	8	32	1
321-4	Screw - Cap Hex. Hd.	6	31	2	3217-6	Nut - Hex.	29	28	1
321-6	Screw - Cap Hex. Hd.	34	2	4	3217-9	Nut - Hex. (Europe)	53	32	2
321-6	Screw - Cap Hex. Hd.	53	22	2	3217-9	Nut - Lock	67	7	3

*Not Illustrated

TORO PART NUMBER INDEX (Cont.)

3318-246

Part No.	Description	Pg. Ref. No. No. Qty.	Part No.	Description	Pg. Ref. No. No. Qty.
3218-1	Nut - Jam	24 50 1	3256-24	Washer - Flat	37 50 4
3220-3	Nut - Jam	5 1 2	3256-26	Washer - Flat	29 2 1
3220-3	Nut - Jam	56 14 8	3256-26	Washer - Flat	67 4 9
3220-5	Nut - Jam	56 36 2	3256-26	Washer - Flat	3 22 1
3220-6	Nut	4 27 1	3256-26	Washer - Flat	8 24 2
3220-6	Nut - Steering Wheel	3 8 1	3256-38	Washer - Flat	35 26 3
3220-7	Nut - Jam	56 23 2	3256-40	Washer - Flat	37 66 4
3220-12	Nut - Jam L.H. Thread	56 38 2	3256-46	Washer - Flat	8 20 1
3230-2	Bolt - Carriage	36 15 1	3256-69	Washer - Thrust	5 31 3
3234-5	Screw - Whiz Lock	32 3 6	3256-70	Washer - Flat	35 12 6
3234-7	Screw - Cap Flange Hd.	2 42 2	3256-78	Washer - Flat	36 25 1
3234-13	Screw - Cap Flange Hd.	57 52 2	3258-19	Screw - Machine	54 6 2
3234-14	Screw - Hex. Washer Hd.	2 33 14	3258-166	Screw - Phillips Hd.	11 12 5
3234-17	Screw - Cap Hex. Hd.	35 11 1	3258-166	Screw - Phillips Hd.	3 28 2
3250-29	Screw - Cap Hex. Hd.	6 7 4	3258-166	Screw - Phillips Hd.	2 46 3
3253-3	Washer - Lock	23 7 1	3269-10	Washer - Back-up	32 30 7
3253-3	Washer - Lock	6 30 1	3269-13	Rivet - Pop	32 32 17
3253-3	Washer - Lock	11 32 3	3269-15	Rivet - Pop	32 5 8
3253-4	Washer - Lock	3 2 2	3272-2	Pin - Cotter	5 5 2
3253-4	Washer - Lock	6 13 4	3272-4	Pin - Cotter	1 11 2
3253-4	Washer - Lock	61 16 2	3272-5	Pin - Cotter	3 17 3
3253-4	Washer - Lock	29 17 2	3272-10	Pin - Cotter	29 1 1
3253-4	Washer - Lock	1 20 4	3272-10	Pin - Cotter	61 4 2
3253-4	Washer - Lock	16 29 4	3272-10	Pin - Cotter	59 17 3
3253-4	Washer - Lock	32 39 4	3272-10	Pin - Cotter	3 21 1
3253-4	Washer - Lock	37 60 4	3272-10	Pin - Cotter	6 21 2
3253-5	Washer - Lock	30 5 2	3272-10	Pin - Cotter	5 40 4
3253-6	Washer - Lock	67 * 2	3272-13	Pin - Cotter	56 25 2
3253-6	Washer - Lock	8 25 2	3273-26	Screw - Hex. Socket Hd.	12 45 2
3253-7	Washer - Lock	67 5 9	3290-271	Rivet - Pop	32 20 2
3253-7	Washer - Lock	36 32 8	3290-354	Plate - Nut	11 36 2
3253-7	Washer - Lock	61 39 4	3290-378	Tie - Cable	3 * 3
3253-7	Washer - Lock	60 58 6	3290-378	Tie - Cable	32 17 1
3253-15	Washer - Lock	22 9 5	3290-378	Tie - Cable	53 28 1
3253-21	Washer - Lock	53 16 1	3290-378	Tie - Cable	62 42 2
3253-21	Washer - Lock	23 33 2	3290-378	Tie - Cable	60 68 5
3253-21	Washer - Lock	36 35 1	3290-379	Tie - Cable	61 1 1
3253-21	Washer - Lock	14 42 2	3290-379	Tie - Cable	59 14 3
3253-27	Washer - Lock (Europe)	53 31 2	3290-410	Tie - Cable, Push On	3 * 4
3253-33	Washer - Lock	8 31 1	3290-461	Washer - Belleville	5 21 1
3255-8	Washer - Lock	36 22 2	3290-488	Boot - Lift Control	12 40 1
3255-8	Washer - Lock ETLW	3 31 1	3290-489	Knob - Lift Control	11 3 1
3255-9	Washer - Lock E.T.L.W.	37 49 1	3296-2	Nut - Lock	11 18 5
3256-1	Washer - Flat	11 13 5	3296-3	Nut - Lock	6 27 3
3256-1	Washer - Flat	1 14 10	3296-9	Nut - Hex.	29 24 2
3256-1	Washer - Flat	3 29 2	3296-20	Nut - Lock	3 16 4
3256-3	Washer - Flat	2 31 4	3296-23	Nut - Lock	23 16 2
3256-3	Washer - Flat	11 34 3	3296-29	Nut - Lock	29 9 4
3256-5	Washer - Flat	8 4 1	3296-29	Nut - Lock	61 9 8
3256-6	Washer - Flat	61 40 4	3296-29	Nut - Lock	35 14 2
3256-6	Washer - Flat	60 57 6	3296-29	Nut - Lock	5 23 8
3256-22	Washer - Flat	34 3 8	3296-29	Nut - Lock	6 23 10
3256-22	Washer - Flat	22 4 2	3296-29	Nut - Lock	53 27 6
3256-22	Washer - Flat	5 6 2	3296-29	Nut - Lock	36 43 10
3256-22	Washer - Flat	3 11 4	3296-29	Nut - Lock	60 45 3
3256-22	Washer - Flat	32 22 4	3296-29	Nut - Lock	33 59 2
3256-23	Washer - Flat	61 7 10	3296-39	Nut - Lock	56 5 2
3256-23	Washer - Flat	6 12 8	3296-39	Nut - Lock	6 9 3
3256-23	Washer - Flat	3 15 6	3296-39	Nut - Lock	61 31 6
3256-23	Washer - Flat	36 17 6	3296-39	Nut - Lock	23 35 2
3256-23	Washer - Flat	1 18 6	3296-39	Nut - Lock	36 38 4
3256-23	Washer - Flat	59 25 3	3296-39	Nut - Lock	5 38 1
3256-23	Washer - Flat	32 38 4	3296-39	Nut - Lock	60 52 2
3256-24	Washer	8 5 1	3296-42	Nut - Lock	22 3 2
3256-24	Washer - Flat	56 2 2	3296-42	Nut - Lock	34 5 4
3256-24	Washer - Flat	5 4 1	3296-42	Nut - Lock	1 13 7
3256-24	Washer - Flat	53 17 1	3296-42	Nut - Lock	14 15 2
3256-24	Washer - Flat	6 19 3	3296-42	Nut - Lock	18 21 4
3256-24	Washer - Flat	59 24 3	3296-42	Nut - Lock	11 22 4
3256-24	Washer - Flat	61 30 4	3296-42	Nut - Lock	32 25 7
3256-24	Washer - Flat	14 41 2	3296-42	Nut - Lock	3 30 2

*Not Illustrated

TORO PART NUMBER INDEX (Cont.)

Part No.	Description	Pg. No.	Ref. No.	Qty.	Part No.	Description	Pg. No.	Ref. No.	Qty.
3296-42	Nut - Lock	37	63	1	32153-6	Nut - Lock	56	6	2
3296-44	Nut - Lock	8	22	1	33103-025	Screw - Hex. Hd. Flange	22	26	3
3296-44	Nut - Lock	35	23	3	33104-020	Screw - Hex. Hd. Flange	14	38	6
3296-44	Nut - Lock	59	23	4	33105-025	Screw - Cap Hex. Hd.	14	36	3
3296-48	Nut - Lock	24	45	4	340-2	Fitting - Hydraulic Straight	18	15	2
3296-51	Nut - Lock	59	19	6	340-3	Fitting - Hydraulic Straight	30	16	1
3296-54	Nut - Lock	6	4	4	340-3	Fitting - Hydraulic, Straight	23	19	2
3296-56	Nut - Lock	23	4	2	340-4	Fitting - Hydraulic Straight	16	5	1
3296-59	Nut - Lock	5	22	1	340-4	Fitting - Hydraulic Straight	30	10	2
3296-59	Nut - Lock	37	54	1	340-7	Nut - Bulkhead	20	11	2
32104-58	Screw - Cap Hex. Hd.	59	35	6	340-8	Fitting - Hydraulic Straight	14	11	2
32104-76	Screw - Thread Forming	60	48	2	340-13	Fitting - Hydraulic Straight	19	12	2
32105-1	Screw - Cap Hex. Hd.	12	43	1	340-13	Fitting - Hydraulic Straight	16	19	2
32105-13	Screw - Cap Hex. Hd.	11	17	4	340-13	Fitting - Straight	60	64	2
32105-21	Screw	29	4	2	340-71	Fitting - Hydraulic	20	31	2
32107-11	Nut-Square	54	5	2	340-77	Fitting - Hydraulic 90°	14	22	1
32108-9	Screw - Machine	23	12	1	340-77	Fitting - Hydraulic 90°	18	27	1
32120-74	Ring - Retaining	28	53	1	340-82	Fitting - Hydraulic 90°	15	47	2
32120-93	Ring - Retaining	61	25	4	340-87	Fitting - Hydraulic 45°	14	27	1
32120-93	Ring - Retaining	59	29	6	340-92	Fitting - Hydraulic Straight	19	3	4
32121-2	Pin - Roll	36	4	2	340-92	Fitting - Hydraulic Straight	16	17	2
32121-6	Pin - Roll	5	9	1	340-92	Fitting - Hydraulic Straight	18	26	4
32121-16	Pin - Roll	5	32	1	340-98	Fitting - Hydraulic 90°	16	2	2
32121-38	Pin - Roll	6	22	1	340-98	Fitting - Hydraulic 90°	20	7	10
32121-45	Pin - Roll	5	10	2	340-101	Fitting - Hydraulic 45°	16	10	2
32121-50	Pin - Roll	5	41	1	340-101	Fitting - Hydraulic 45°	17	11	1
32121-122	Pin - Roll	62	44	2	340-103	Fitting - Hydraulic 45°	20	3	5
32121-122	Pin - Roll	60	55	3	340-103	Fitting - Hydraulic 45°	56	32	2
32122-24	Screw - Round Hd.	22	10	5	340-103	Fitting - Hydraulic 45°	61	13	1
32128-20	Nut - Flange Head	35	18	1	340-124	Fitting - Straight	33	48	2
32128-20	Nut - Flange Lock	19	18	2	340-127	Nut - Bulkhead	20	12	4
32128-20	Nut - Lock	53	19	3	340-132	Fitting - Hydraulic 90°	18	3	3
32128-20	Nut - Whiz	32	8	6	340-132	Fitting - Hydraulic 90°	59	4	5
32128-25	Nut - Flange	6	38	4	340-132	Fitting - Hydraulic 90°	19	8	1
32128-26	Nut - Flange	8	21	4	340-132	Fitting - Hydraulic 90°	61	22	3
32128-33	Nut - Flange Head	2	45	3	340-139	Fitting - Hydraulic 90°	16	23	1
32128-33	Nut - Lock	19	10	4	340-139	Fitting - Hydraulic 90°	14	35	1
32128-33	Nut - Lock	53	20	2	340-143	Fitting - Hydraulic 90°	19	11	1
32128-33	Nut - Lock Flange	22	36	2	340-143	Fitting - Hydraulic 90°	17	18	1
32128-33	Nut - Lock, Flange Hd.	12	55	3	340-143	Fitting - Hydraulic 90°	16	32	1
32144-1	Screw - Cap Hex. Hd.	12	41	2	340-143	Fitting - Hydraulic 90°	60	70	1
32144-5	Nut	25	1	8	351-78	Edging	6	1	1
32144-10	Screw - Hex. Washer Hd.	14	33	2	353-508	Plug - Hydraulic	14	40	1
32144-14	Screw - Hex. Washer Hd.	62	55	2	353-512	Fitting - Hydraulic Plug	19	5	2
32144-14	Screw - Self Tapping	60	66	3	353-550	Fitting - Plug	14	44	1
32144-18	Screw - Cap Hex. Hd.	12	46	2	353-599	Pin-Dowel	21	3	2
32144-21	Screw	3	6	1	353-682	Fitting - Hydraulic Straight	14	20	1
32144-22	Screw - Cap Hex. Hd.	29	13	4	353-781	Fitting - 90°	22	30	2
32144-26	Screw - Self-Tapping	3	1	2	353-989	Plug	17	6	2
32144-58	Screw - Socket Hex. Hd.	18	29	4	353-990	Plug	17	2	11
32144-58	Screw - Socket Hex. Hd.	20	32	4	353-991	Plug	17	17	2
32144-112	Screw - Cap Hex. Hd.	23	8	8	354-20	Fitting - Fuel Tee	22	15	1
32144-112	Screw-Thread Forming	25	13	8	354-21	Fitting - Fuel Straight	22	17	1
32148-7	Nut - Clinch	32	34	2	354-22	Fitting - Fuel, Straight	22	14	2
32149-1	Nut - Lock	37	59	1	354-46	Ring-Seal	21	8	1
32151-36	Ring - Retaining	56	7	2	354-50	Screw-Hex Socket Hd.	21	1	4
32151-36	Ring - Retaining	62	47	4	354-51	Washer	21	2	4
32151-41	Ring - Retaining	21	13	1	354-70	Plug	17	21	1
32151-48	Ring - Retaining	61	5	2	354-72	Fitting - Hydraulic 45°	23	42	1
32151-48	Ring - Retaining	59	20	3	354-73	Fitting - Hydraulic Straight	14	24	2
32151-61	Ring - Retaining	61	18	4	354-74	Fitting - Hydraulic Plug	14	16	1
32151-62	Ring - Retaining	23	38	1	354-75	Fitting - Hydraulic 90°	23	40	1
32151-77	Ring - Retaining	56	40	1	354-77	Fitting - Hydraulic Test Port	23	23	1
32152-10	Nut	63	2	1	354-77	Fitting - Test Port	16	11	2
32152-10	Nut	64	2	1	354-78	Fitting - Hydraulic	30	3	1
32152-10	Nut	65	2	1	354-79	Cap - Test Port	16	12	2
32152-10	Nut	66	2	1	354-79	Cap - Test Port	23	24	1

*Not Illustrated

TABLE OF CONTENTS

Description	Page	Description	Page
Frame & Body Assembly	1-2	Timing Gear, Piston, Flywheel & Crankshaft	38
Steering Tower Assembly	3	Cylinder Block And Bearing Assembly	39
Steering Valve Assembly No. 75-0600	4	Valve, Camshaft And Rocker Assembly	40
Traction & Brake Pedals Assembly	5	Oil Pan, Pump Relief Valve	41
Seat & Throttle Assembly	6-7	Cylinder Head, Manifold & Cover Assembly	42
Seat Suspension Assembly	8	Timing Gear Case	43
Diagnostic-ACE Display Assembly	9	Water Pump Assembly	44
Electrical Schematic	10	Fuel Injection Pump Assembly	45
Control Console Assembly	11-12	Thermostat And Alternator Mount Assembly	46
Hydraulic Schematic	13	Fuel And Starter System Assembly	47
Hydraulic Reservoir Assembly	14-15	Governor	48
Hydraulic Control Manifold Assembly	16	Starter Assembly	49
Control Manifold Assembly	17	Alternator Assembly	50
Front Hydraulic Manifolds	18	Overhaul Gasket Kit	51-52
Rear Hydraulic Manifolds	19	Engine Components Assembly	53
Cutting Unit Hydraulic Components	20	Air Cleaner Assembly	54
Reel Motor Assembly No. 93-1375	21	Fuel Filter Assembly	55
Fuel Tank Assembly	22	Rear Axle Assembly	56-57
Front Axle & Transmission Assembly	23-24	Hydraulic Cylinder No. 75-1200	58
Front Axle Assembly No. 94-6933	25-26	Front Lift Arms Assembly	59-60
Brake Assembly	27	Rear Lift Arms Assembly	61-62
Transmission Assembly No. 75-0012	28	Hydraulic Cylinder Assembly No. 93-9311	63
Traction Control Assembly	29	Hydraulic Cylinder Assembly No. 93-9310	64
Gear Pump Installation Assembly	30	Hydraulic Cylinder Assembly No. 93-7551	65
Hydraulic Pump Assembly No. 93-1376	31	Hydraulic Cylinder Assembly No. 93-7550	66
Radiator Assembly	32-33	R.O.P.S. Assembly (Optional)	67
Fan Guard & Flywheel Shield Assembly (Europe)	34	Special Tools	68
Muffler & Pump Drive Assembly	35	Part Number Index	69-80
Engine Installation Assembly	36-37		

Japanese parts kit number 83-6880 contains all of the individual parts on the preceding pages designated as (Japan).

IDENTIFICATION AND ORDERING

MODEL AND SERIAL NUMBERS

The Reelmaster® 5300D has two identification numbers; a model number and a serial number. The two numbers are stamped on a decal which is located on the traction unit frame under the seat. In any correspondence concerning the Reelmaster 5300D, supply model and serial numbers to assure that correct information and replacement parts are obtained.

To order replacement parts from an Authorized TORO Service Dealer, supply the following information:

1. Model and serial number of the Reelmaster 5300D.
2. Part number, description, and the quantity of part(s) desired.

NOTE: Do not order by reference number if a parts catalog is being used; use the PART NUMBER.

COUNTRIES OTHER THAN THE UNITED STATES OR CANADA

Customers who have purchased TORO products exported from the United States or Canada should contact their ToroDistributor

(Dealer) to obtain guarantee policies for your country, province or state.

