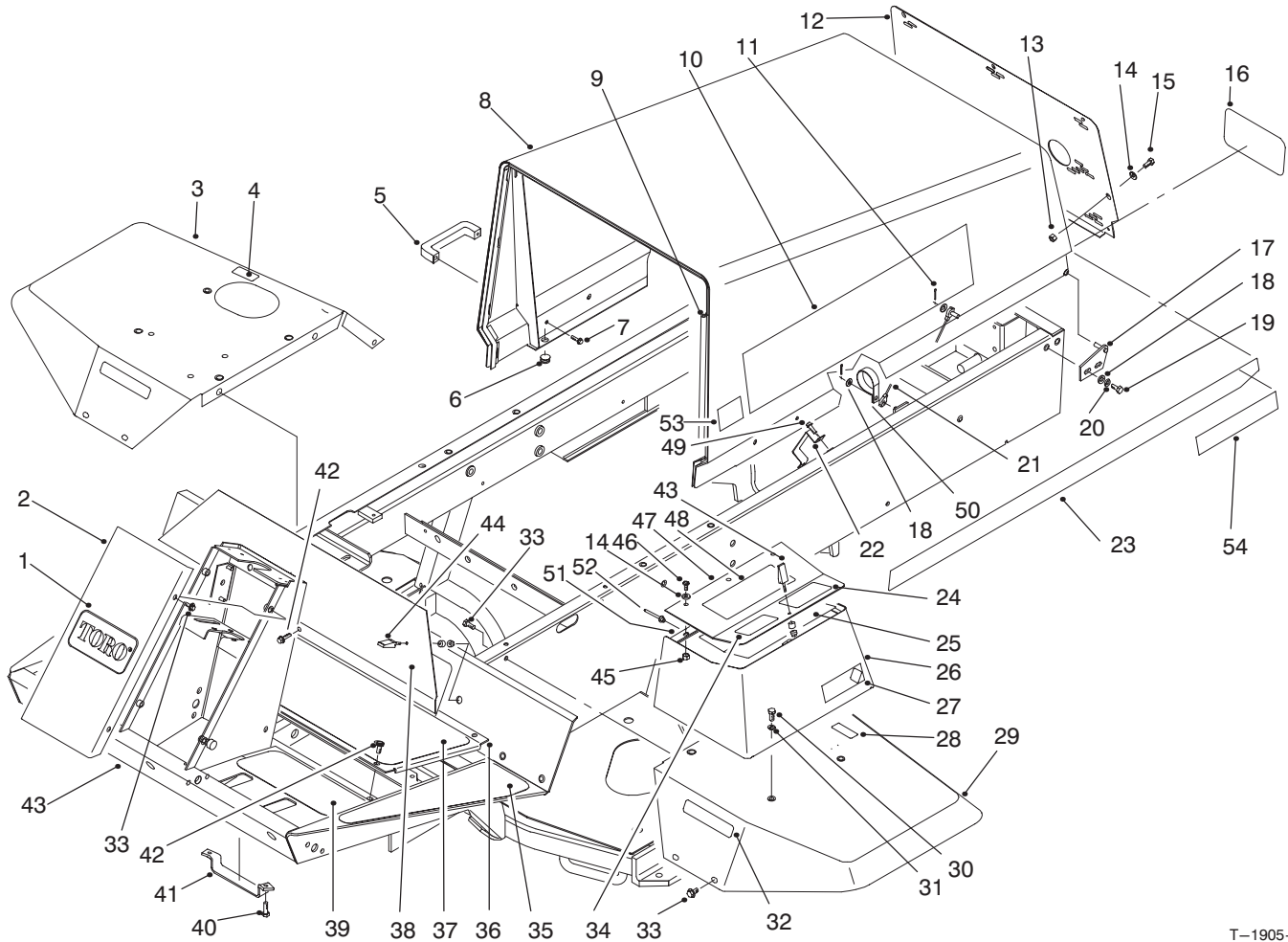




MODEL NO. 03531-60001 & UP

**PARTS
CATALOG**

**REELMASTER[®] 5300D 4WD
TRACTION UNIT**



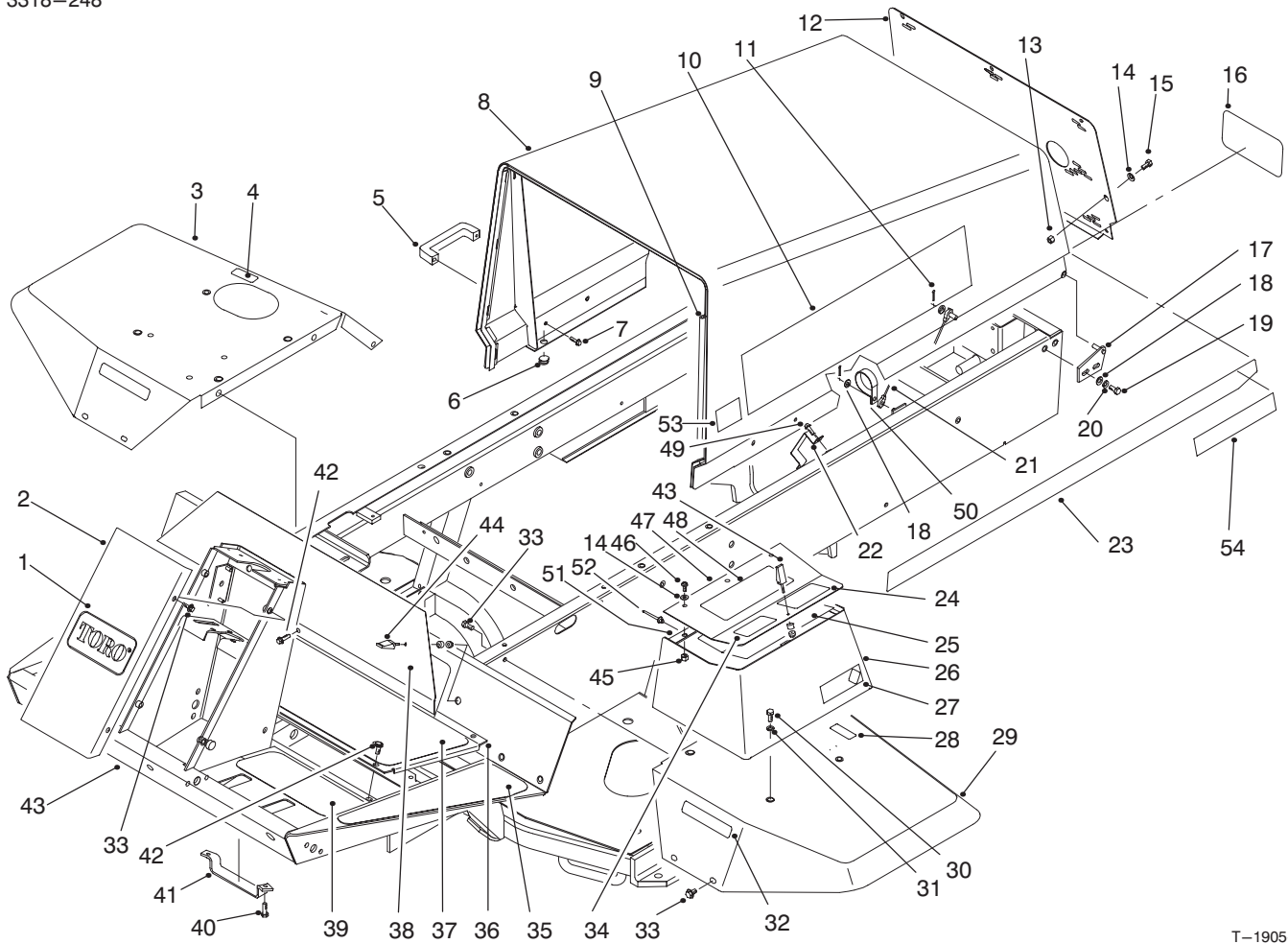
T-1905-2

FRAME & BODY ASSEMBLY

Ref. No.	Part No.	Description	No. Used
1	62-5550	Decal - TORO	1
2	75-1420	Cover - Steering Tower	1
3	93-7579	Fender - R.H.	1
4	85-4730	Decal - Hyd. Oil	1
*	93-6686	Decal - Hyd. Oil (Europe)	1
*	88-1980	Decal - Oil Hyd. (Japan)	1
5	65-5100	Handle	2
6	237-141	Bumper	2
7	46-8091	Screw - Cap Hex. Hd.	4
8	93-0000	Hood W.A.	1
9	93-0081	Strip - Seal	1
10	92-5549	Decal - Reelmaster [®] 5300D	2
11	3272-4	Pin - Cotter	2
12	93-0011	Grill - Hood	1
13	3296-42	Nut - Lock	7
14	3256-1	Washer - Flat	10
15	321-39	Screw - Cap Hex. Hd.	7

Ref. No.	Part No.	Description	No. Used
16	62-7400	Decal - TORO	1
17	63-6900	Hinge - Hood L.H.	1
*	63-6890	Hinge - Hood R.H.	1
18	3256-23	Washer - Flat	6
19	322-5	Screw - Cap Hex. Hd.	4
20	3253-4	Washer - Lock	4
21	75-0570	Cable - Hood	1
22	75-6280	Bracket - Hose	1
23	92-5751	Decal - Hood Trim L.H.	1
*	92-5752	Decal - Hood Trim R.H.	1
24	75-1280	Decal - Warning	1
*	93-6698	Decal - Warning (Europe)	1
*	84-3340	Decal - Warning (Japan)	1
25	93-3601	Decal - Service	1
*	93-8094	Decal - Service (Spanish)	1
*	93-8096	Decal - Service (French)	1
*	93-8095	Decal - Service (German)	1

*Not Illustrated



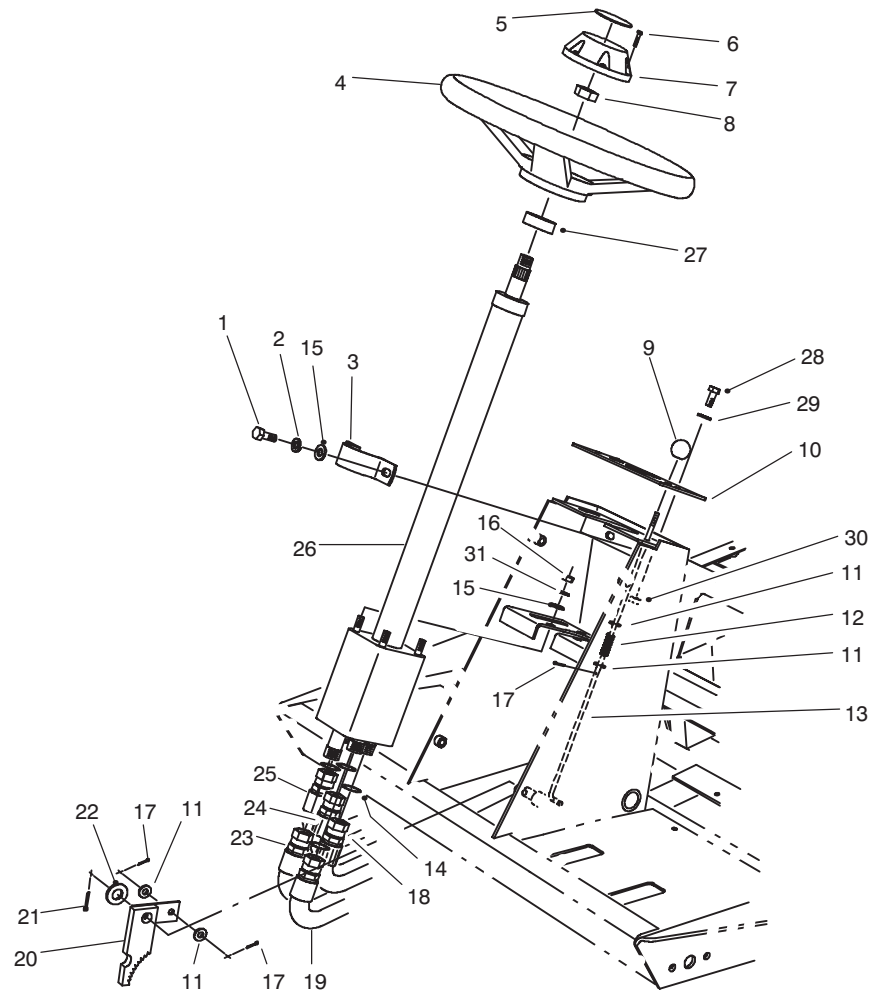
T-1905-2

FRAME & BODY ASSEMBLY (Continued)

Ref. No.	Part No.	Description	No. Used
25	93-8097	Decal - Service (Swedish)	1
*	93-8093	Decal - Service (Italian)	1
*	93-8098	Decal - Service (Portuguese)	1
*	93-8099	Decal - Service (Norwegian)	1
*	93-7154	Decal - Service (Finnish)	1
*	93-8091	Decal - Service (Danish)	1
*	93-8092	Decal - Service (Dutch)	1
*	92-1116	Decal - Service (Japan)	1
26	75-5810	W.A. - Tool Box	1
27	93-0096	Decal - A.C.E.	2
28	52-1320	Decal - Fuel	1
*	93-6680	Decal - Fuel (Europe)	1
*	84-2860	Decal - Fuel (Japan)	1
29	75-3860	Fender - L.H.	1
30	322-3	Screw - Cap Hex. Hd.	4
31	3256-3	Washer - Flat	4
32	75-5190	Decal - No Riders	2
*	93-6689	Decal - No Riders (Europe)	2
*	84-3420	Decal - No Riders (Japan)	2
33	3234-14	Screw - Hex. Washer Hd.	14
34	93-8074	Decal - Blank (Europe)	1
35	75-0650	Tread - Footrest L.H.	1
*	75-0640	Tread - Footrest R.H.	1

Ref. No.	Part No.	Description	No. Used
36	75-1410	Panel - Floor	1
37	75-0630	Tread - Foot Center	1
38	75-1390	Panel - Access	1
39	75-0620	Tread - Foot L.H.	1
*	75-0610	Tread - Foot R.H.	1
40	322-4	Screw - Cap Hex. Hd.	2
41	93-3626	Bracket - Hose	1
42	75-6840	Knob - Knurled	4
42	3234-7	Screw - Hex. (Europe)	2
43	94-5811	Assembly - Frame	1
44	74-5950	Assembly - Swell Latch	3
45	32128-33	Nut - Flange Head	3
46	3258-166	Screw - Phillips Hd.	3
47	75-6260	Cover - Tool Box	1
48	93-3639	Decal - Warning	1
*	93-8051	Decal - Warning (Europe)	1
*	84-3660	Decal - Warning (Japan)	1
49	49-2040	Screw - Hex. Washer Hd.	2
50	2412-107	R-Clamp	1
51	75-5780	Hinge - Cover	1
52	93-8744	Rivet	3
53	93-7252	Decal - CE (Europe)	1
54	72-3560	Decal - 4WD	2

*Not Illustrated



T-1044-1

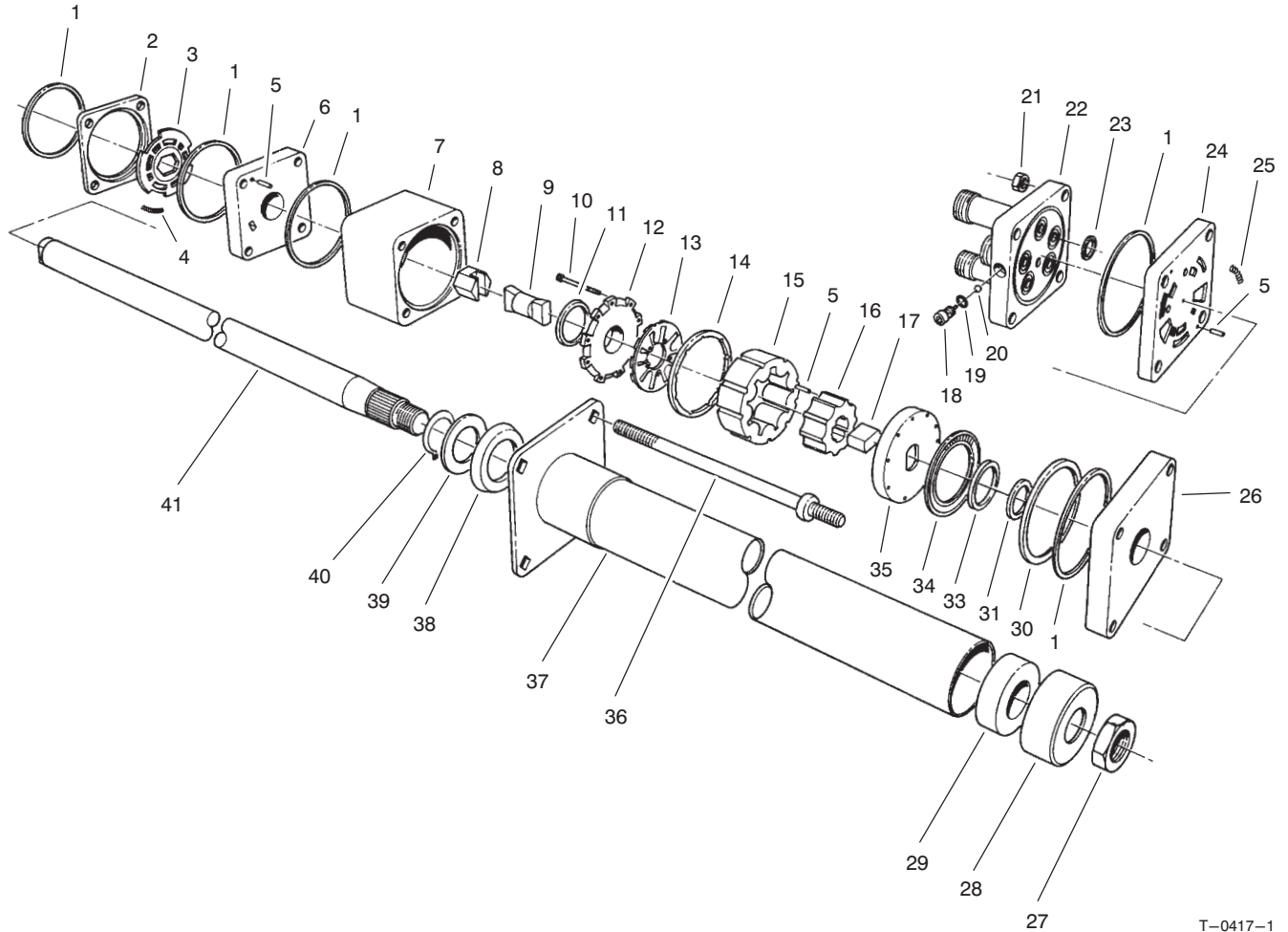
STEERING TOWER ASSEMBLY

Ref. No.	Part No.	Description	No. Used
1	32144-26	Screw – Self-Tapping	2
2	3253-4	Washer – Lock	2
3	75-2810	Clamp – Steering Valve	1
4	75-0560	Assembly – Steering Wheel (Incl. Ref. #6-8)	1
5	68-5370	Decal – TORO	1
6	32144-21	Screw	1
7	68-5140	Cap – Steering Wheel	1
8	3220-6	Nut – Steering Wheel	1
9	233-17	Knob – Parking Brake	1
10	93-3139	Panel – Tower	1
*	93-6682	Panel – Tower (Europe)	1
11	3256-22	Washer – Flat	4
12	3-3251	Spring – Compression	1
13	75-1490	Rod – Parking Brake	1
14	237-22	O-Ring	5
15	3256-23	Washer – Flat	6
16	3296-20	Nut – Lock	4

Ref. No.	Part No.	Description	No. Used
17	3272-5	Pin – Cotter	3
18	75-6230	Hose – Hydraulic RT	1
19	75-6240	Hose – Hydraulic IN	1
20	63-7900	Rack – Parking Brake	1
21	3272-10	Pin – Cotter	1
22	3256-26	Washer – Flat	1
23	75-5940	Hose – Hydraulic AUX	1
24	75-6220	Hose – Hydraulic LT	1
25	75-6250	Hose – Hydraulic OUT	1
26	75-0600	Assembly – Steering Valve (Incl. Ref. #14)	1
27	21-9260	Seal – Shaft	1
28	3258-166	Screw – Phillips Hd.	2
29	3256-1	Washer – Flat	2
30	3296-42	Nut – Lock	2
31	3255-8	Washer – Lock ETLW	1
*	3290-378	Tie – Cable	3
*	3290-410	Tie – Cable Push On	4

*Not Illustrated

3318-248



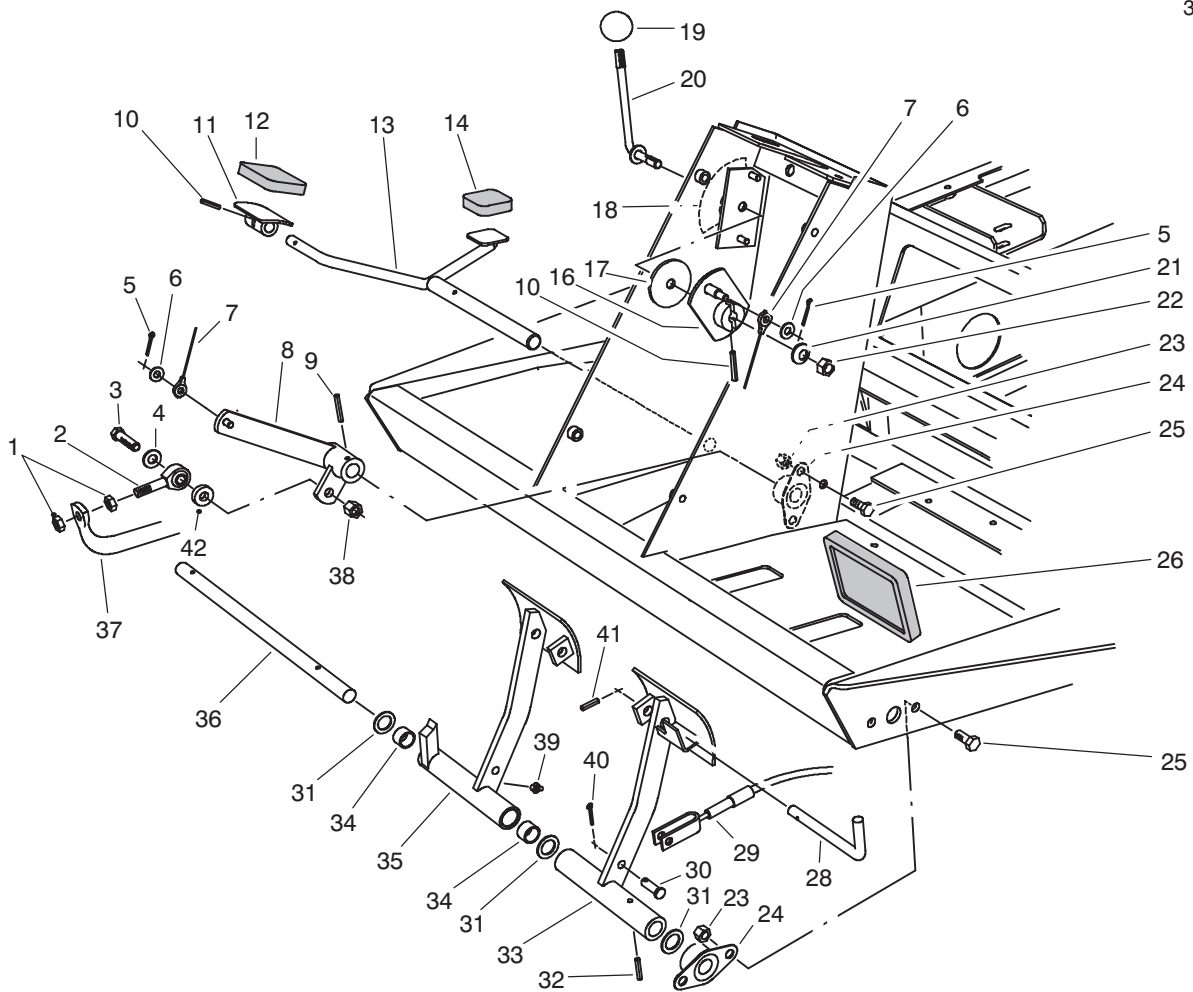
T-0417-1

STEERING VALVE ASSEMBLY No. 75-0600

Ref. No.	Part No.	Description	No. Used
1		Ring - Seal	5
2		Ring - Valve	1
3		Plate - Valve	1
4		Spring	3
5		Pin - Alignment	9
6		Manifold - Isolation	1
7		Ring - Metering	1
8		Hex Drive Asm.	1
9		Link - Drive	1
10		Screw - Hex Socket Hd.	11
11		Seal - Commutator	1
12		Cover - Commutator	1
13		Commutator	1
14		Ring - Commutator	1
15		Stator	1
16		Rotor	1
17		Spacer - Drive Link	1
18		Plug	1
19		O-Ring	1
20		Ball	1
21		Nut - Hex	4
22		Cover - Port	1
23		O-Ring	5
24		Manifold - Port	1
25		Spring	3

Ref. No.	Part No.	Description	No. Used
26		Plate - Cover, Upper	1
27	3220-6	Nut	1
28	66-9770	Seal	1
29	66-9780	Bushing	1
30		Spacer - Bearing, Thrust	1
31		Spacer - Seal	1
33		Seal - Face	1
34		Bearing - Thrust	1
35		Plate - Drive	1
36	93-3609	Bolt - Special	4
37	66-9860	Upper Cover & Jacket	1
38	66-9870	Plate - Retaining	1
39	66-9880	Washer - Retaining Plate	1
40	66-9890	Ring - Retaining	1
41	66-9900	Shaft - Input	1
*	66-9970	Spring Kit (Incl. Ref. #4 & 25)	1
*	66-9980	Seal - Kit (Incl. Ref. #1, 11, 19, 23 & 33)	1
*	66-9990	Needle Roller Kit (Incl. Ref. #5)	1
*	75-0600	Valve - Power Steering (Incl. Ref. #1-26 & 30-36)	1

*Not Illustrated



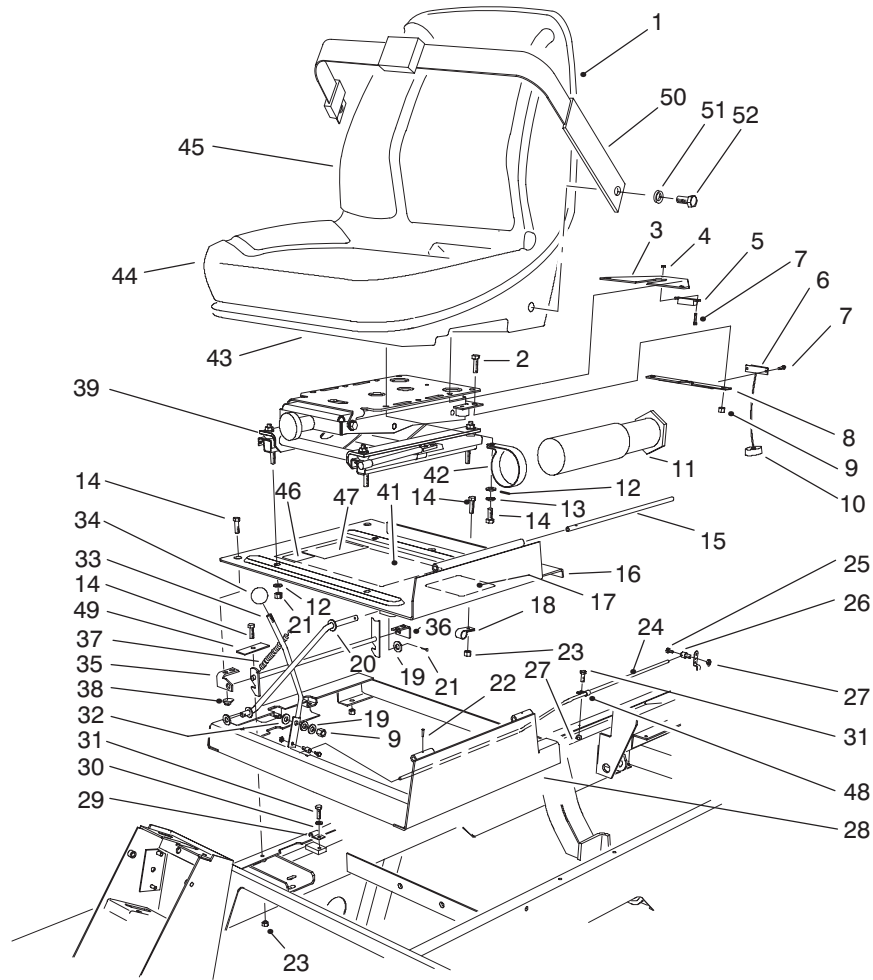
T-1045-1

TRACTION & BRAKE PEDALS ASSEMBLY

Ref. No.	Part No.	Description	No. Used
1	3220-3	Nut - Jam	2
2	2411-36	Bearing - Rod End	1
3	323-9	Screw - Cap Hex. Hd.	1
4	3256-24	Washer - Flat	1
5	3272-2	Pin - Cotter	2
6	3256-22	Washer - Flat	2
7	75-6580	Cable - Pedal	1
8	75-3270	Lever - Traction Pivot	1
9	32121-6	Pin - Roll	1
10	32121-45	Pin - Roll	2
11	49-6440	Plate - Traction Pedal	1
12	74-9100	Pad - Forward	1
13	75-2970	Pedal - Traction	1
14	74-9110	Pad - Reverse	1
16	75-6510	Lever - Bracket	1
17	75-6550	Disc - Friction	1
18	75-6710	Decal - Fast/Slow	1
*	93-6699	Decal - Fast/Slow (Europe)	1
*	84-3500	Decal - Fast/Slow (Japan)	1
19	233-42	Knob	1
20	75-6490	Lever - Pedal Stop	1
21	3290-461	Washer - Belleville	1

Ref. No.	Part No.	Description	No. Used
22	3296-59	Nut - Lock	1
23	3296-29	Nut - Lock	8
24	256-236	Bearing - Flange	4
25	322-3	Screw - Cap Hex. Hd.	8
26	7-3900	Pad - Brake	2
28	63-7880	Pin - Brake Latch	1
29	63-7733	Cable - Brake L.H.	1
*	63-7732	Cable - Brake R.H.	1
30	283-58	Pin - Clevis	4
31	3256-69	Washer - Thrust	3
32	32121-16	Pin - Roll	1
33	75-1440	Pedal - Brake L.H.	1
34	256-42	Bushing - Sleeve	2
35	75-1430	Assembly - Brake Pedal R.H. (Incl. Ref. #34 & 39)	1
36	75-1470	Shaft - Brake Pedal	1
37	75-2170	Tube - Pump Control	1
38	3296-39	Nut - Lock	1
39	302-5	Fitting - Grease	1
40	3272-10	Pin - Cotter	4
41	32121-50	Pin - Roll	1
42	5-0652	Spacer	1

*Not Illustrated



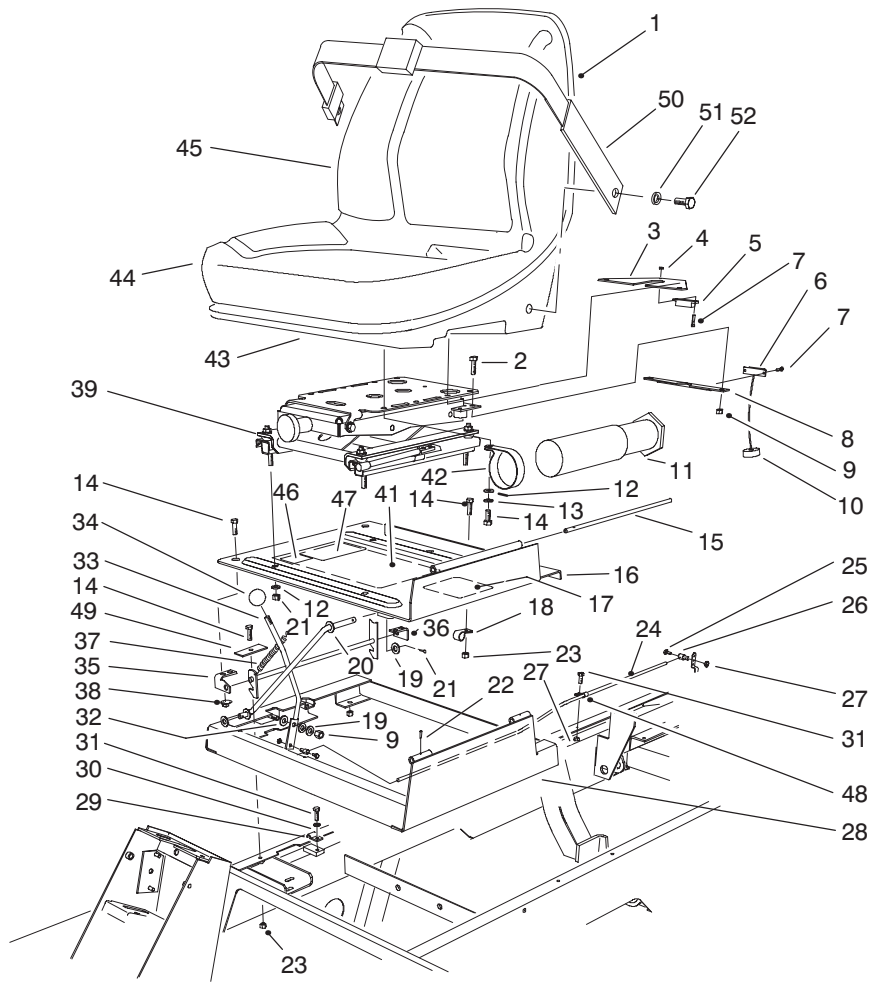
T-1906-2

SEAT & THROTTLE ASSEMBLY

Ref. No.	Part No.	Description	No. Used
1	351-78	Edging	1
2	323-4	Screw - Cap Hex. Hd.	2
3	75-4370	Bracket - Switch (Seat)	1
4	3296-54	Nut - Lock	4
5	92-8753	Magnet - Reed Switch	1
6	92-8001	Sensor - Reed Switch	1
7	3250-29	Screw - Cap Hex. Hd.	4
8	75-4360	Bracket - Switch	1
9	3296-39	Nut - Lock	3
10	93-0140	Grommet	1
11	74-0720	Tube - Manual	1
12	3256-23	Washer - Flat	8
13	3253-4	Washer - Lock	4
14	322-3	Screw - Cap Hex. Hd.	13
15	75-3400	Shaft - Seat Pivot	1
16	93-9976	Assembly - Seat Plate (Incl. Ref. #10)	1
17	85-4530	Decal - Danger	1
*	93-8060	Decal - Danger (Europe)	1
*	92-1108	Decal - Danger (Japan)	1
18	2412-93	Clamp - R	1
19	3256-24	Washer - Flat	3
20	75-3680	Rod - Seat	1
21	3272-10	Pin - Cotter	2
22	32121-38	Pin - Roll	1
23	3296-29	Nut - Lock	10
24	93-0073	Cable - Throttle	1

Ref. No.	Part No.	Description	No. Used
25	25-8640	Screw - Hex. Head	2
26	93-0021	Asm. - Throttle Cable Swivel	2
27	3296-3	Nut - Lock	3
28	93-9973	Frame - Seat	1
29	3-6657	Clamp - Cable	1
30	3253-3	Washer - Lock	1
31	321-4	Screw - Cap Hex. Hd.	2
32	66-2920	Washer - Friction	2
33	75-3430	Rod - Throttle	1
34	233-42	Knob - Throttle	1
35	93-9979	Latch - Seat	1
36	93-9983	Bracket - Seat Latch	2
37	66-4190	Spring	1
38	32128-25	Nut - Flange	4
39		Asm. - Seat Suspension	1
41	85-4610	Decal - Clip	1
*	92-1128	Decal - Clip (Spanish)	1
*	92-1130	Decal - Clip (French)	1
*	92-1129	Decal - Clip (German)	1
*	92-1131	Decal - Clip (Swedish)	1
*	92-1127	Decal - Service (Italian)	1
*	93-8057	Decal - Clip (Portuguese)	1
*	93-8058	Decal - Clip (Norwegian)	1
*	93-8059	Decal - Clip (Finnish)	1
*	92-1125	Decal - Clip (Danish)	1
*	92-1126	Decal - Clip (Dutch)	1
*	92-1124	Decal - Clip (Japan)	1

*Not Illustrated

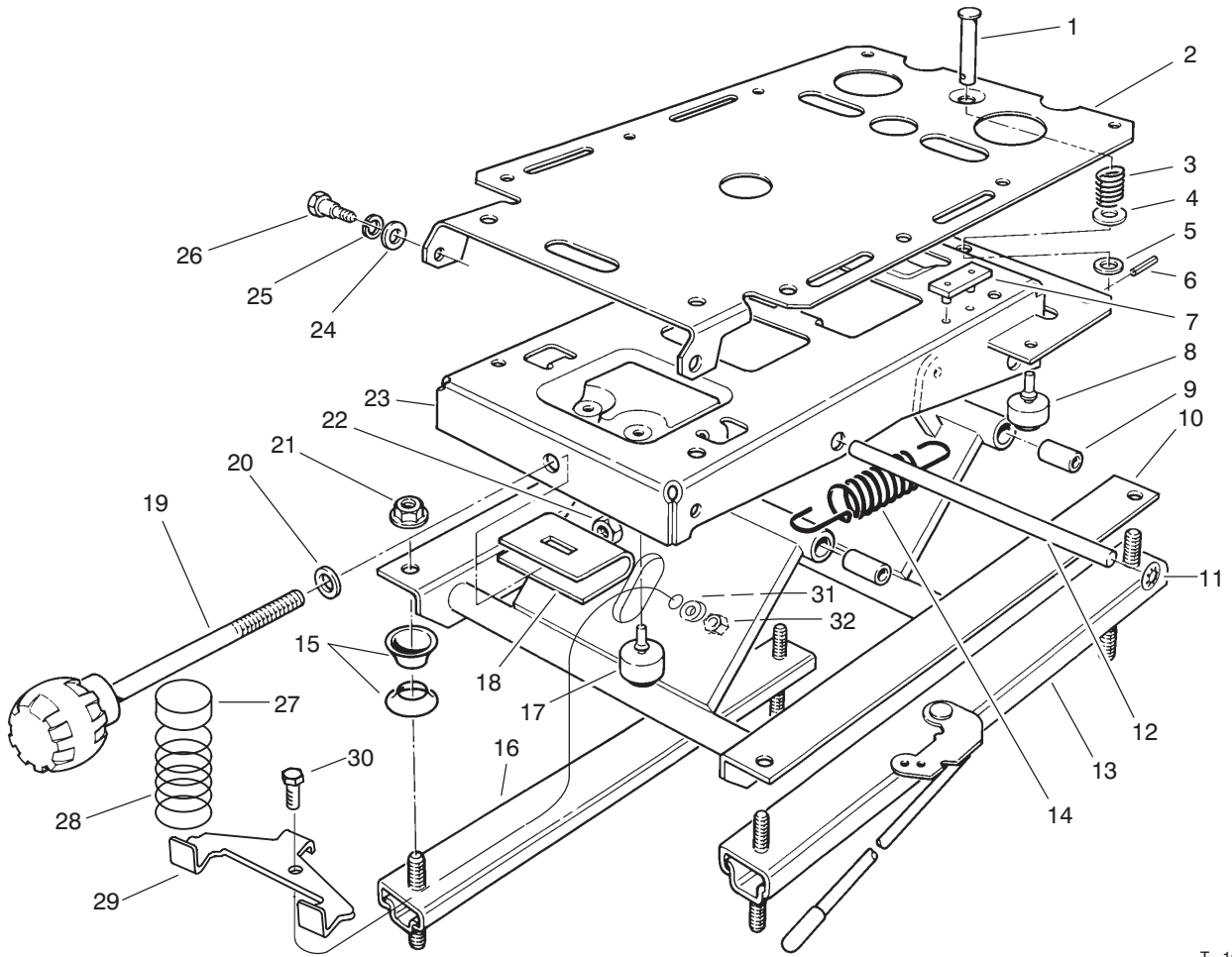


T-1906-2

SEAT & THROTTLE ASSEMBLY

Ref. No.	Part No.	Description	No. Used
42	2412-133	Clamp - R	2
43	92-6534	Shell - Seat	1
44	92-6533	Kit - Cushion, Replacement	1
45	92-1180	Assembly - Seat	1
46	63-9920	Decal - EEC 105	1
47	92-5524	Decal - Noise Rating, 90	1

Ref. No.	Part No.	Description	No. Used
48	2412-72	R-Clamp	1
49	93-3641	Plate - Idler Stop	1
50	21-4191	Assembly - Belt, Seat	1
51	3253-6	Washer - Lock	2
52	3212-4	Bolt	2

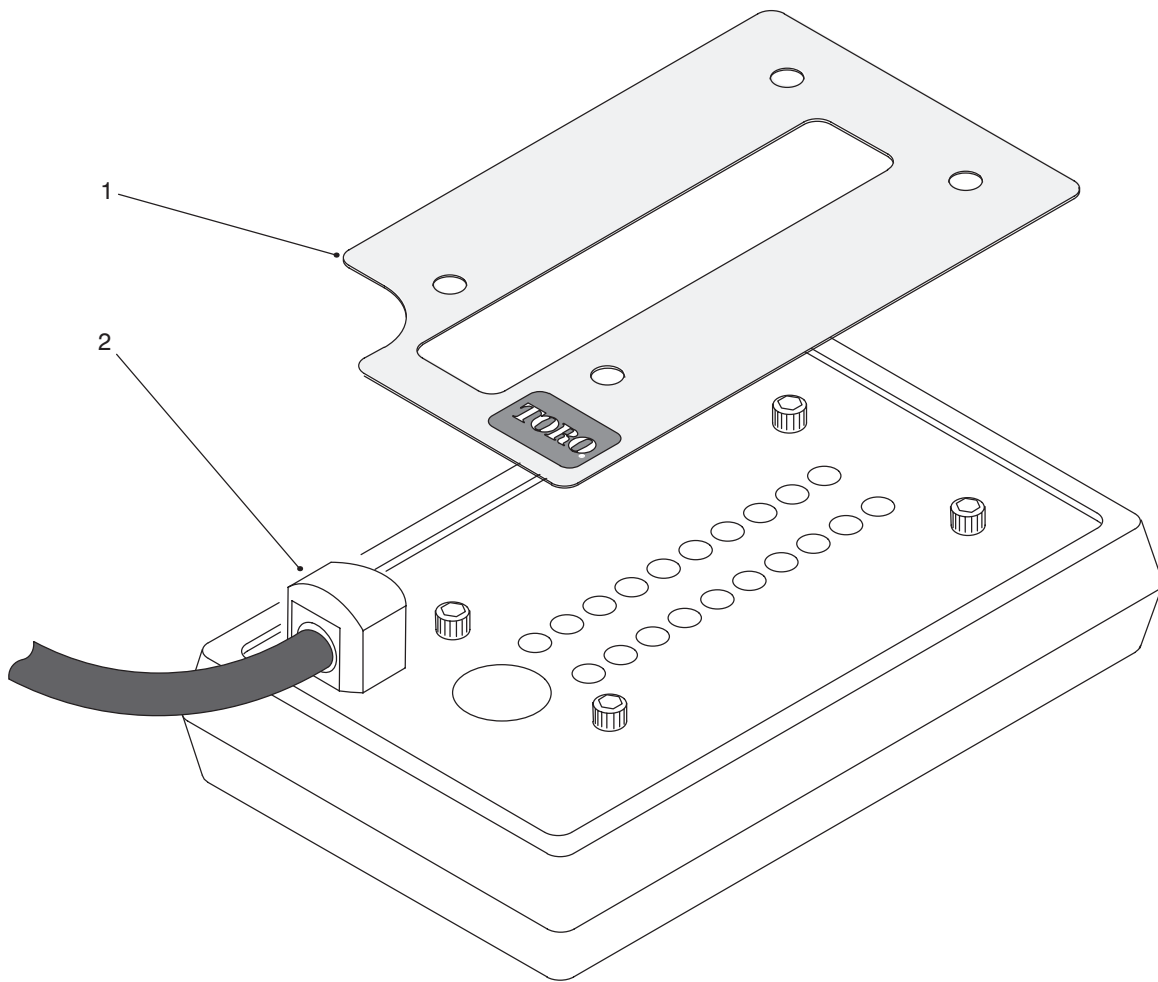


T-1031-1

SEAT SUSPENSION ASSEMBLY

Ref. No.	Part No.	Description	No. Used
1	80-4860	Pin - Clevis	1
2	75-3580	Plate - Mounting, Seat	1
3	75-3530	Spring - Compression	1
4	3256-5	Washer - Flat	1
5	3256-24	Washer	1
6	75-3540	Pin - Roll	1
7	75-3550	Bumper - Seat	2
8	76-2940	Bumper - Rubber	2
9	76-1920	Bushing - Sleeve	4
10	66-8610	Weldment - Lower	1
11	66-8560	Nut - Push	4
12	76-1910	Shaft - Pivot	2
13	82-9060	Adjuster W/Handle	1
14	76-1940	Spring - Extension	2
15	66-9290	Spacer	6
16	66-8530	Adjuster	1

Ref. No.	Part No.	Description	No. Used
17	66-8520	Bumper - Down-stop	2
18	77-2870	Weldment - Hanger	1
19	76-1930	Knob - Tension Adjustment	1
20	3256-46	Washer - Flat	1
21	32128-26	Nut - Flange	4
22	3296-44	Nut - Lock	1
23	75-3480	Weldment - Upper	1
24	3256-26	Washer - Flat	2
25	3253-6	Washer - Lock	2
26	75-3510	Bolt - Shoulder	2
27	93-3164	Cap	2
28	93-3163	Spring	2
29	93-3165	Bracket	1
30	322-6	Screw - Cap Hex. Hd.	1
31	3253-33	Washer - Lock	1
32	3217-6	Nut - Lock	1



T-1458-1

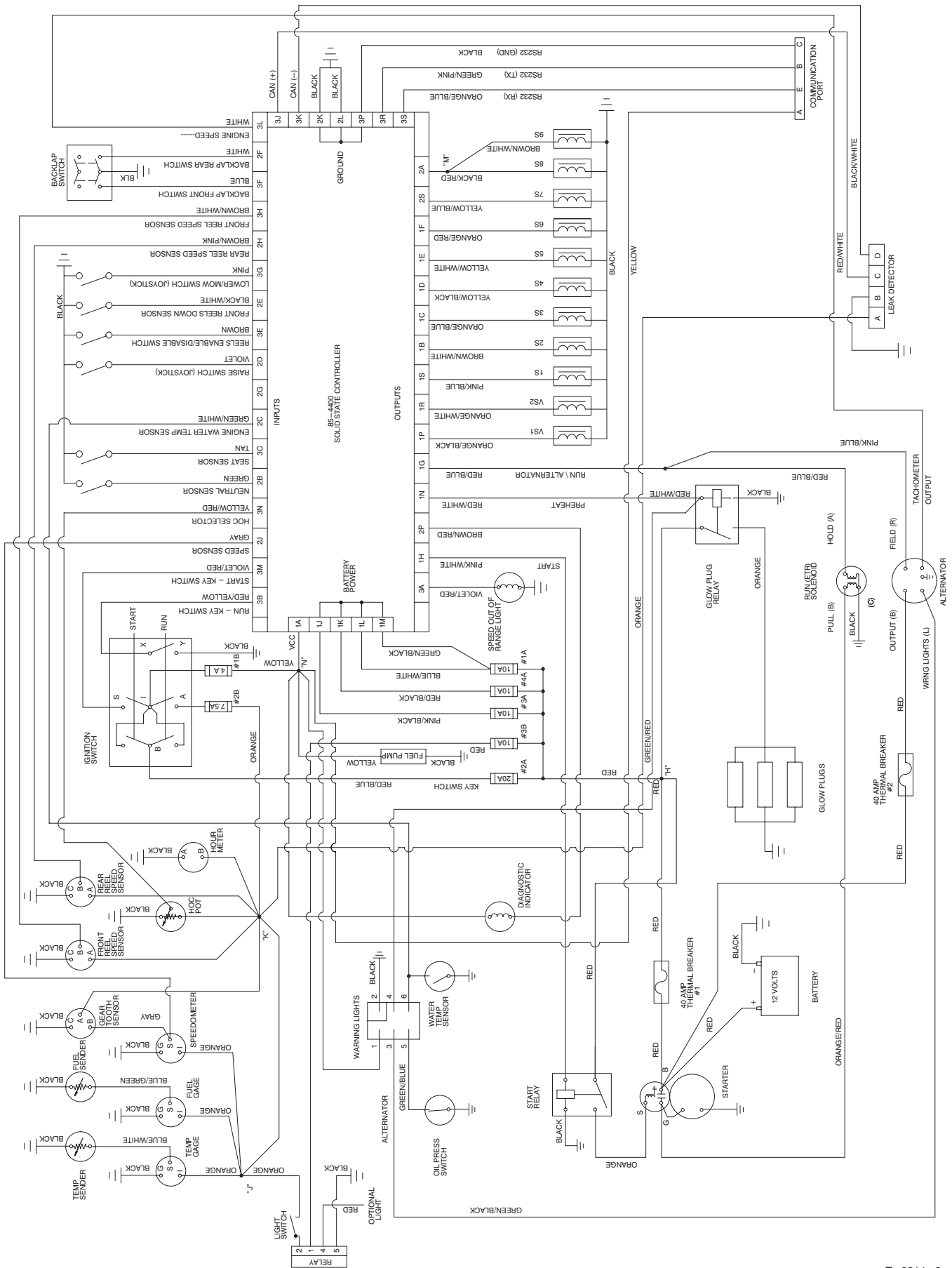
DIAGNOSTIC-ACE DISPLAY ASSEMBLY

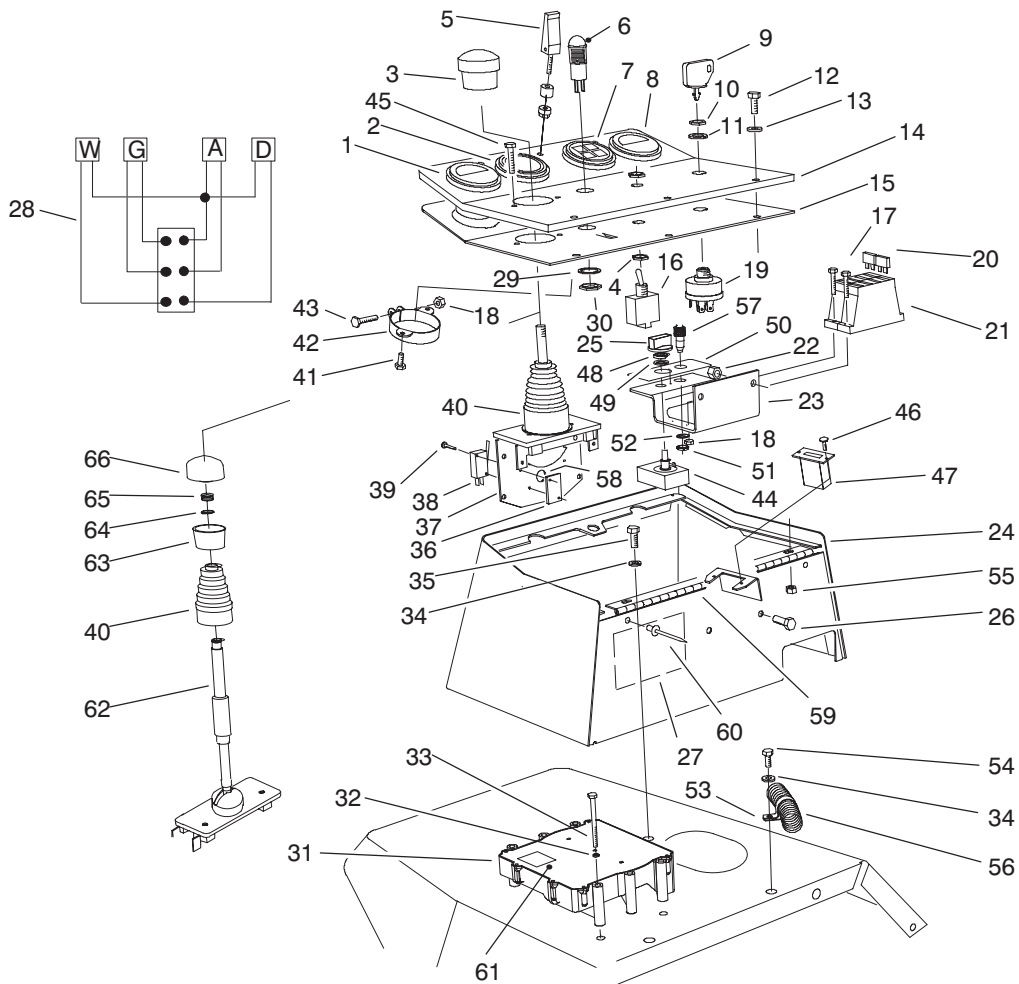
Ref. No.	Part No.	Description	No. Used
1	85-4760	Decal - Diagnostic-ACE RM 5100D/RM 5300D V 1.0	1
*	93-8081	Decal - Diag. (Spanish)	1
*	93-8083	Decal - Diag. (French)	1
*	93-8082	Decal - Diag. (German)	1
*	93-8084	Decal - Diag. (Swedish)	1
*	93-8080	Decal - Diag. (Italian)	1

Ref. No.	Part No.	Description	No. Used
1	93-8085	Decal - Diag. (Portuguese)	1
*	93-8086	Decal - Diag. (Norwegian)	1
*	93-8087	Decal - Diag. (Finnish)	1
*	93-8078	Decal - Diag. (Danish)	1
*	93-8079	Decal - Diag. (Dutch)	1
*	93-8089	Decal - Diag. (Japanese)	1
2	85-4750	Display - Diagnostic-ACE	1

*Not Illustrated

ELECTRICAL SCHEMATIC





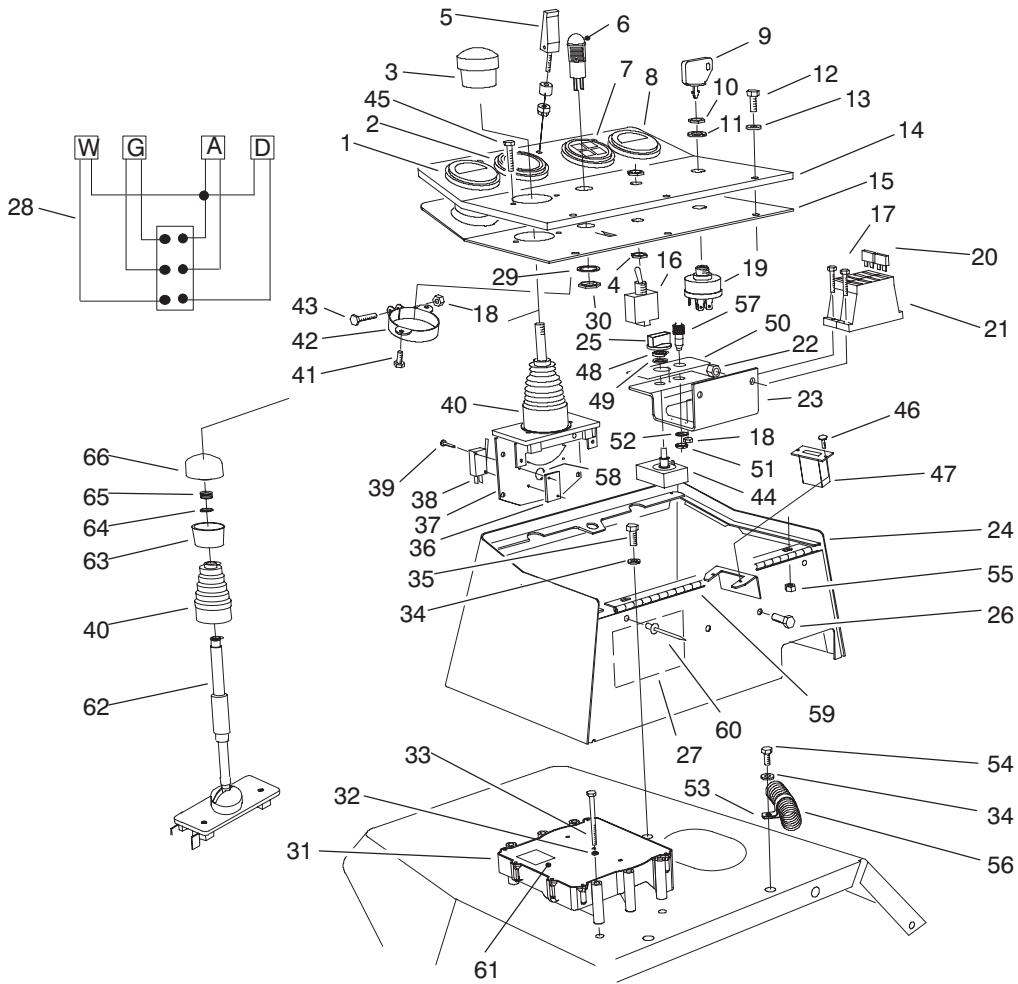
T-1501-2

CONTROL CONSOLE ASSEMBLY

Ref. No.	Part No.	Description	No. Used	Ref. No.	Part No.	Description	No. Used
1	93-8497	Gauge - Fuel	1	†20	218-573	Fuse - 5A	2
2	85-4420	Gauge - Speedometer	1	*†	218-578	Fuse - 10A	3
3	3290-489	Knob - Lift Control	1	†21	67-7160	Block - Fuse	2
4	218-498	Nut - Hex.	4	22	3296-42	Nut - Lock	4
5	74-5950	Assembly - Swell Latch	1	23	93-7587	Bracket - Fuse Block	1
6	44-2210	Assembly - Warning Light (Incl. Ref. #29 & 30)	1	24	75-5740	Box - Control	1
*	218-533	Lens - Red	1	25	85-4480	Knob	1
*		Bulb - #1815 (Obtain Locally)	1	26	321-39	Screw - Cap Hex. Hd.	2
7	66-2960	Cluster - Warning	1	27	94-6766	Decal - Fuses	1
8	93-8496	Gauge - Temperature	1	*	94-6767	Decal - Fuses (Europe)	1
9	63-8360	Key - Ignition	1	*	94-6768	Decal - Fuses (Japan)	1
10	218-446	Nut - Locking	1	28	75-4710	Warning Light Harness (Incl. Ref. #51 & 52)	1
11	218-447	Washer - E.T.L.W.	1	*	219-17	Bulb - Light	4
12	3258-166	Screw - Phillips Hd.	5	29	218-536	Washer - Lock	1
13	3256-1	Washer - Flat	5	30	218-535	Nut - Lock	1
14	93-3140	Panel - Control	1	31	92-5720	Controller - Electronic Note: This part must be programmed by distributor before installation.	1
*	93-6683	Panel - Control (Europe) (Japan)	1	32	3253-3	Washer - Lock	3
15	75-6270	Cover - Control Box	1	33	321-15	Screw - Cap Hex. Hd.	3
16	75-1010	Assembly - Toggle Switch (Incl. Ref. #4)	1	34	3256-3	Washer - Flat	3
17	32105-13	Screw - Cap Hex. Hd.	4	35	322-3	Screw - Cap Hex. Hd.	2
18	3296-2	Nut - Lock	5	36	3290-354	Plate - Nut	2
19	27-2360	Assembly - Ignition Switch (Incl. Ref. #9-11)	1				

*Not Illustrated

†Included in main wire harness assembly.



T-1501-2

CONTROL CONSOLE ASSEMBLY (Continued)

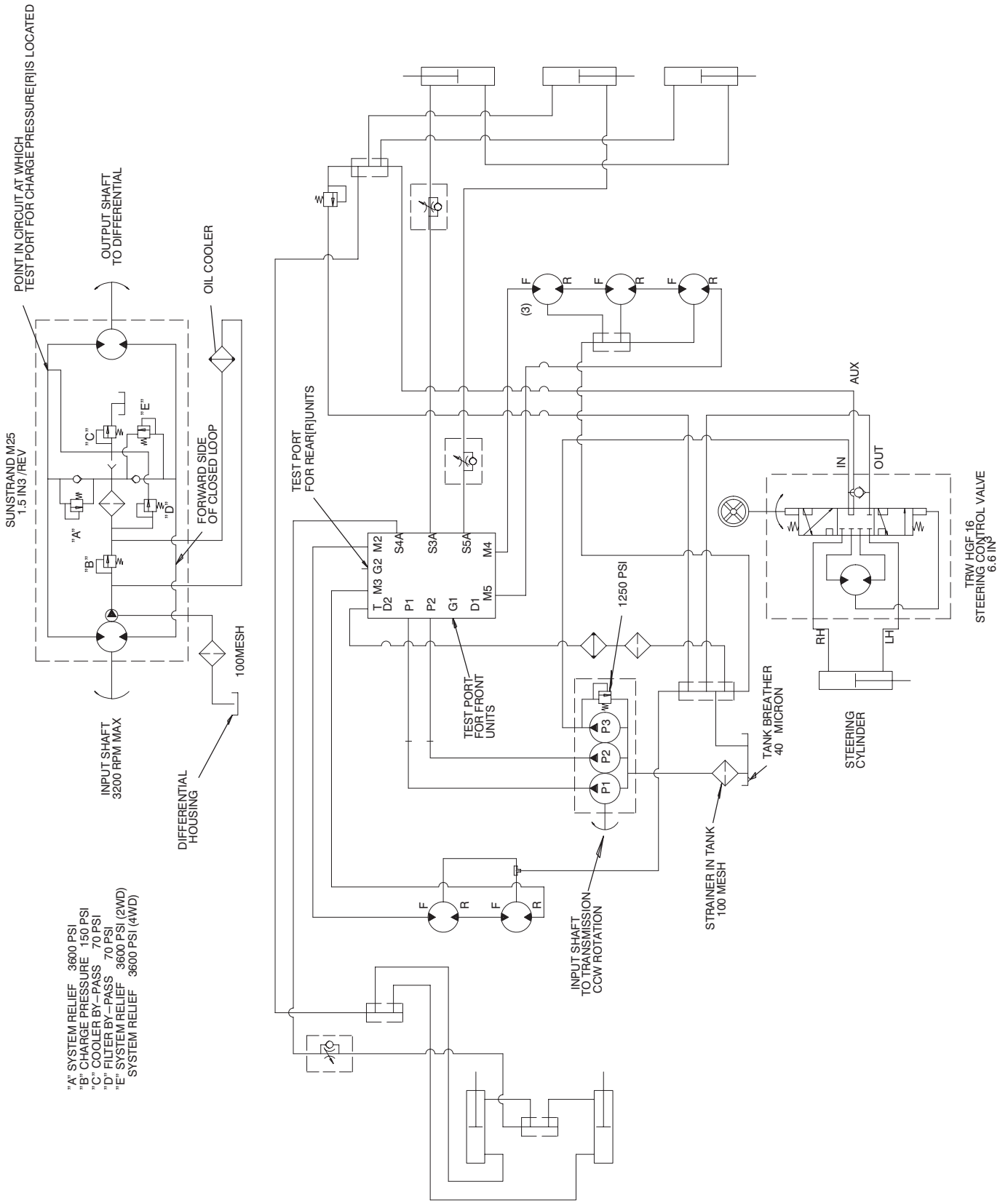
Ref. No.	Part No.	Description	No. Used
37	75-3420	Assembly - Lift Control (Incl. Ref. #3, 36 & 38-40)	1
*	94-6753	Assembly - Lift Control (Europe) (Incl. Ref. #36 38-40, 53, 62-66)	1
38	94-8104	Switch - Micro	2
39	94-8103	Screw - Cap Hex. Hd.	4
40	3290-488	Boot - Lift Control	1
41	32144-1	Screw - Cap Hex. Hd.	2
42	69-4780	Clamp - Light Cluster	1
43	32105-1	Screw - Cap Hex. Hd.	1
44	85-4470	Assembly - Potentiometer (Incl. Ref. #48 & 49) Note: Replacement of this part requires recalibration of electronic controller by distributor after installation.	1
45	3273-26	Screw - Hex. Socket Hd.	2
46	32144-18	Screw - Cap Hex. Hd.	2
47	75-6820	Meter - Hour	1
48		Nut - Lock	1
49		Washer - Lock	1
50	94-4934	Decal - HOC Selector	1
*	93-1268	Decal - HOC Selector (Europe)	1
*	94-4587	Decal - HOC Selector (Japan)	1

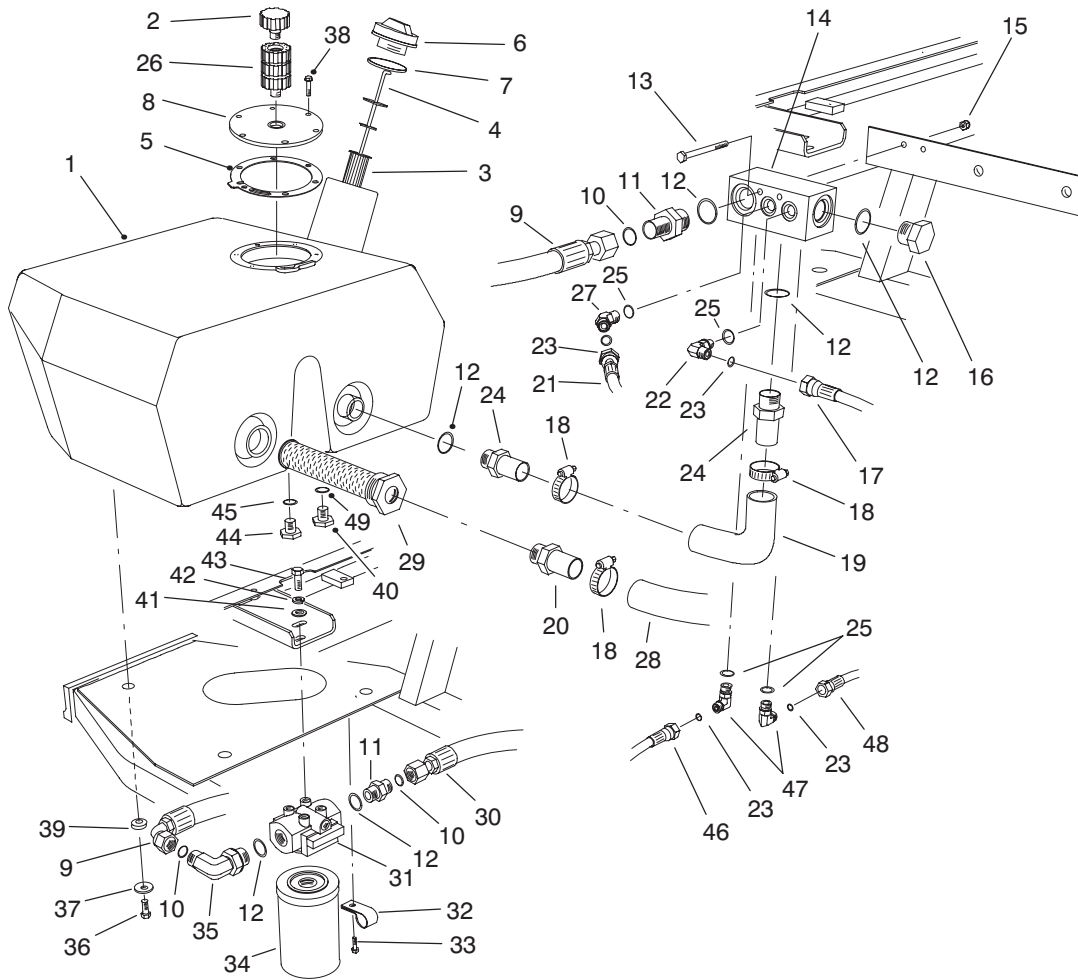
Ref. No.	Part No.	Description	No. Used
51		Nut - Lock	1
52		Washer - Lock	1
53	2412-126	Clamp-R	1
54	322-5	Screw - Cap Hex. Hd.	1
55	32128-33	Nut - Lock, Flange Hd.	3
56	94-6763	Asm. - Main Wire Harness	1
†57	85-4491	Lamp - Diagnostic	1
58	93-3625	Spring - Joystick Return	1
59	75-5780	Hinge - Cover	1
60	93-8744	Rivet	3
61	85-4440	Decal - ECU	1
*	93-8053	Decal - ECU (Europe)	1
62	94-8102	Tube - Interlock (Europe)	1
63	94-3055	Cap - Lower, Joystick (Europe)	1
64	94-3056	Ring - Retaining (Europe)	1
65	94-3057	Spring - Compression (Europe)	1
66	94-3058	Cap - Upper, Joystick (Europe)	1
*†	70-8570	Breaker - Circuit	2
*†	86-7560	Connector - Cover (3 Way)	3
*†	86-7550	Connector - Cover (2 Way)	2
*†	85-4650	Connector - Loop Back	1
*	219-19	Bulb - Light	1

*Not Illustrated

†Included in main wire harness assembly.

HYDRAULIC SCHEMATIC



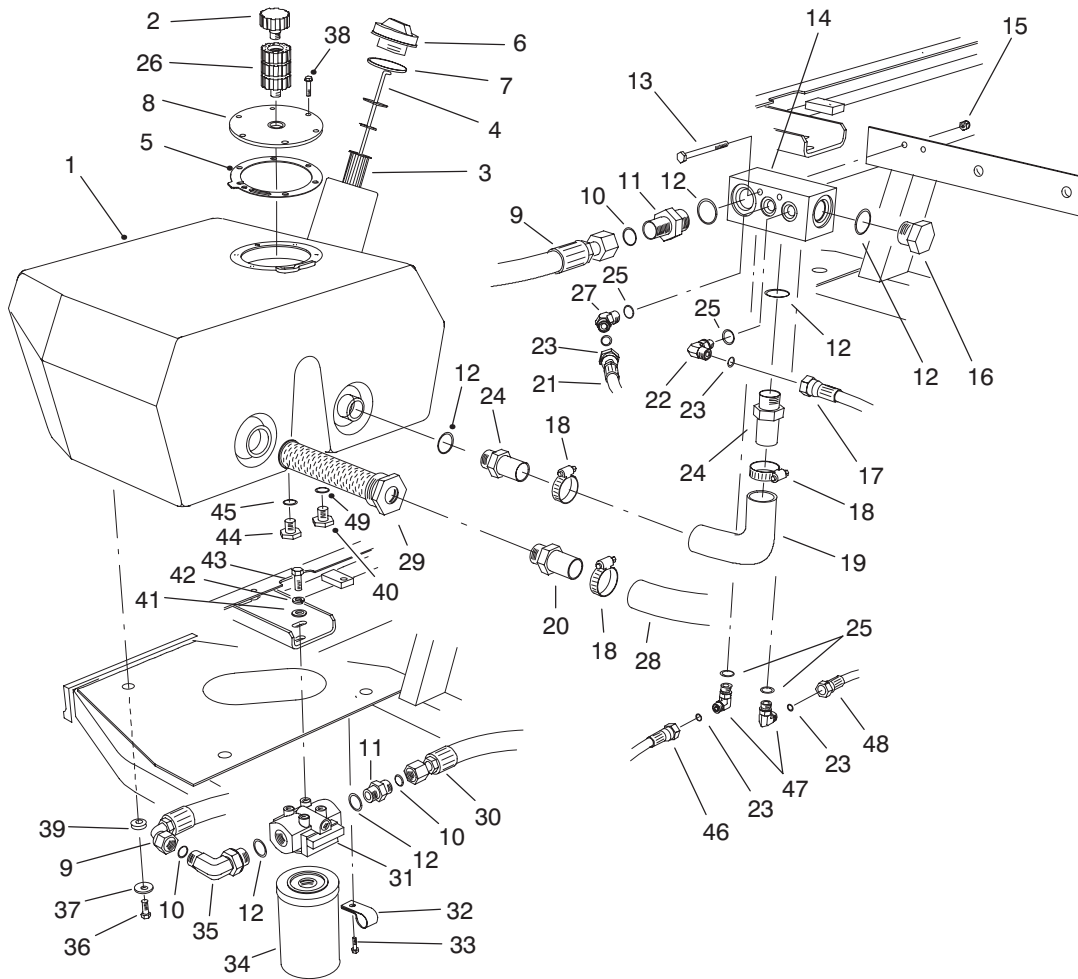


T-1048-2

HYDRAULIC RESERVOIR ASSEMBLY

Ref. No.	Part No.	Description	No. Used
1	93-7488	Reservoir - Hydraulic	1
2	68-6150	Breather - Hydraulic Tank	1
3	61-2790	Screen - Filler	1
4	75-3710	Dipstick	1
5	93-7499	Gasket - Flange	1
6	93-7498	Plug - Plastic	1
7	237-101	O-Ring	1
8	93-7588	Cover - Tank	1
9	75-6130	Hose - Hydraulic	1
10	237-65	O-Ring	5
11	340-8	Fitting - Hydraulic Straight (Incl. Ref. #10 & 12)	2
12	237-81	O-Ring	4
13	321-23	Screw - Cap Hex. Hd.	2
14	92-9098	Manifold - Tank	1
15	3296-42	Nut - Lock	2
16	354-74	Fitting - Hydraulic Plug (Incl. Ref. #12)	1
17	75-6250	Hose - Hydraulic	1
18	2412-34	Clamp - Hose	3
19	75-5720	Hose - Hydraulic	1
20	353-682	Fitting - Hydraulic Straight	1
21	93-0119	Hose - Hydraulic	1
22	340-77	Fitting - Hydraulic 90° (Incl. Ref. #23 & 25)	1
23	237-22	O-Ring	6

Ref. No.	Part No.	Description	No. Used
24	354-73	Fitting - Hydraulic Straight (Incl. Ref. #12)	2
25	237-42	O-Ring	4
26	92-8020	Adapter - Breather	3
27	340-87	Fitting - Hydraulic 45° (Incl. Ref. #25 & 23)	1
28	75-6870	Hose - Hydraulic Suction	1
29	75-0550	Strainer - Suction	1
30	93-0077	Hose - Hydraulic	1
31	75-1300	Asm. - Hydraulic Filter Head	1
32	2412-93	Clamp - R	2
33	32144-10	Screw - Hex. Washer Hd.	2
34	75-1310	Element - Hydraulic Filter	1
35	340-139	Fitting - Hydraulic 90° (Incl. Ref. #10 & 12)	1
36	33105-025	Screw - Cap Hex. Hd.	3
37	63-8410	Washer - Flat	3
38	33104-020	Screw - Hex. Hd. Flange	6
39	240-11	Grommet	3
40	353-508	Plug - Hydraulic	1
41	3256-24	Washer - Flat	2
42	3253-21	Washer - Lock	2
43	323-4	Screw - Cap Hex. Hd.	2
44	353-550	Fitting - Plug (Incl. Ref. #45)	1
45	237-79	O-Ring	1

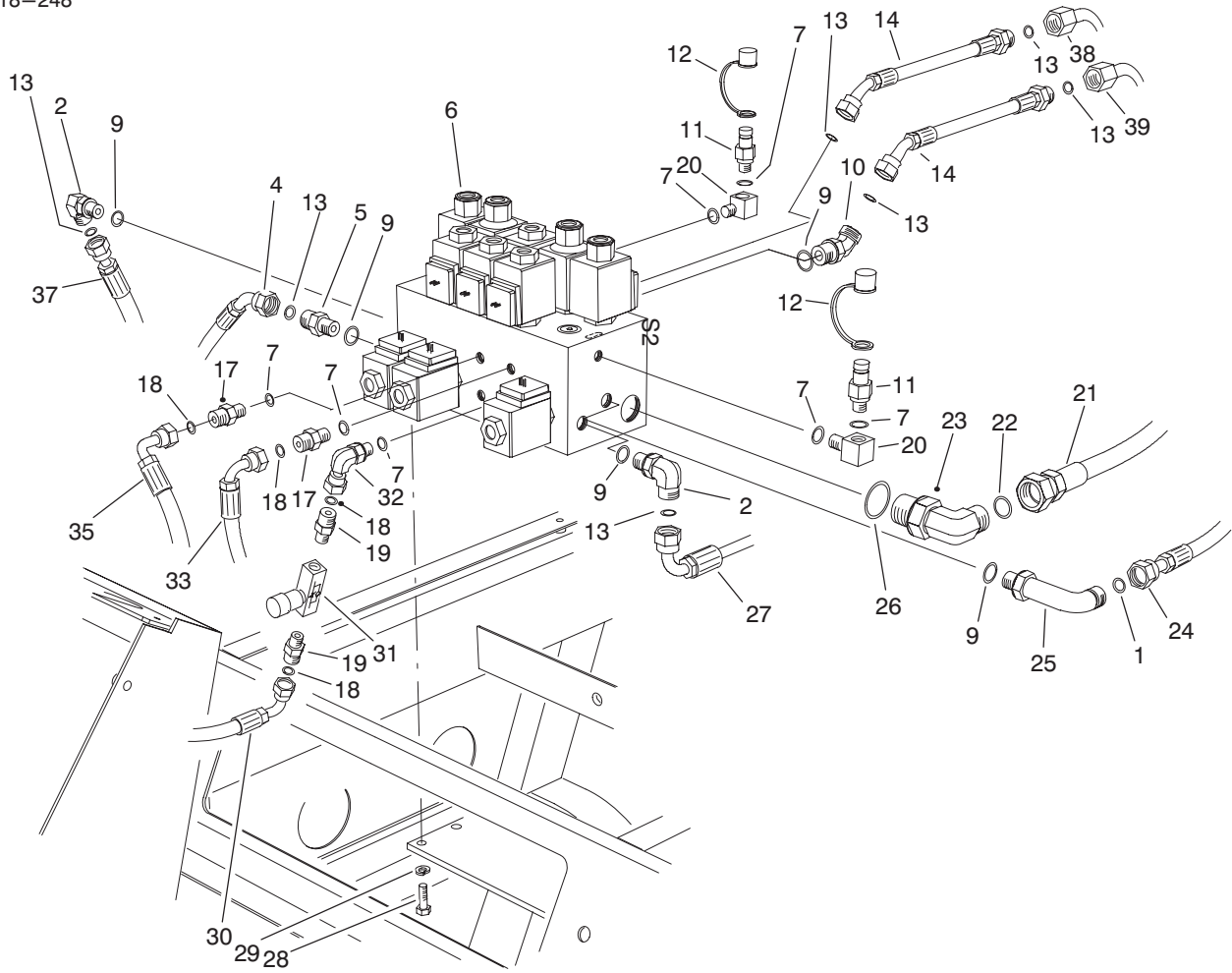


T-1048-2

HYDRAULIC RESERVOIR ASSEMBLY (Continued)

Ref. No.	Part No.	Description	No. Used
46	92-9096	Assembly - Hose	1
47	340-82	Fitting - Hydraulic 90° (Incl. Ref. #23 & 25)	2

Ref. No.	Part No.	Description	No. Used
48	94-4916	Hose Asm. - Drain	1
49	237-42	O-Ring	1

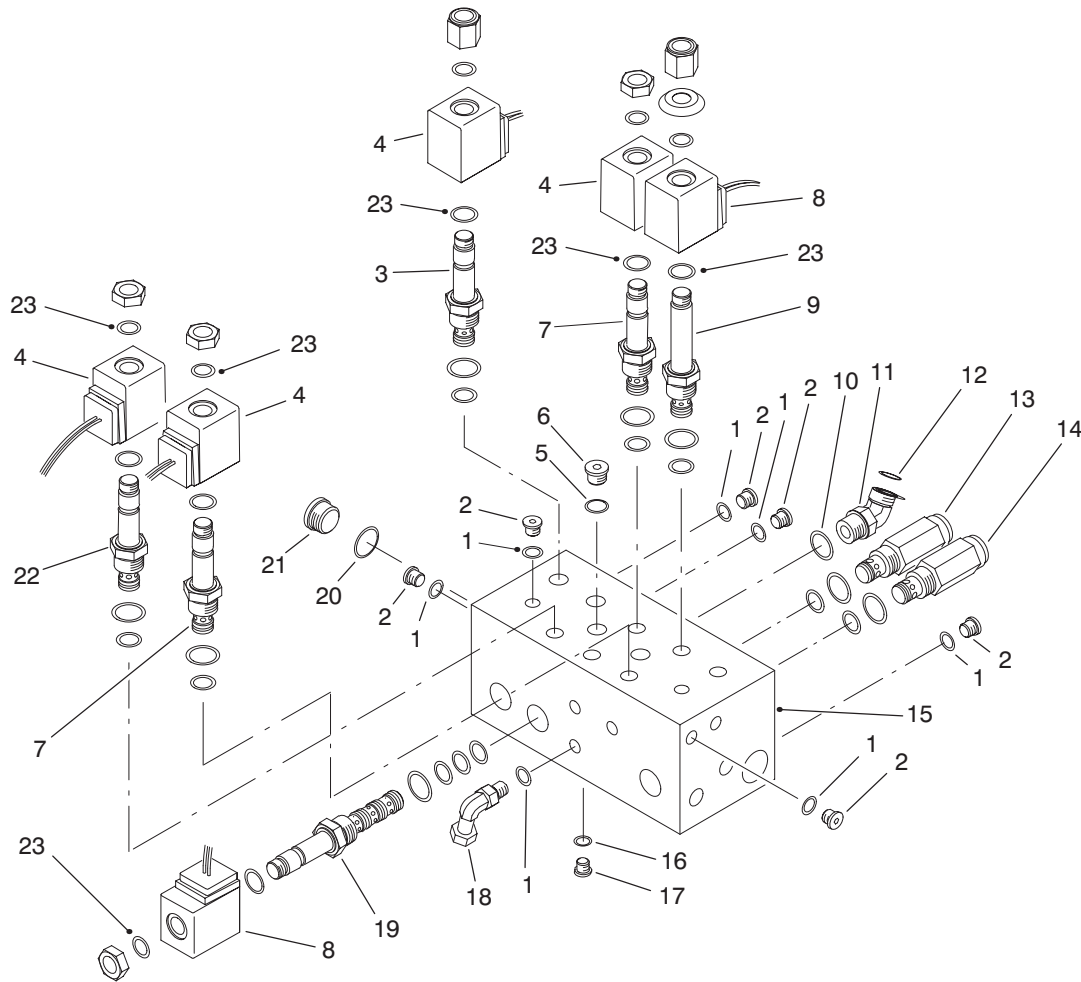


T-1094-2

HYDRAULIC CONTROL MANIFOLD ASSEMBLY

Ref. No.	Part No.	Description	No. Used
1	237-22	O-Ring	1
2	340-98	Fitting - Hydraulic 90° (Incl. Ref. #1 & 9)	2
4	94-5444	Hose Asm. - Pressure #5	1
5	340-4	Fitting - Hydraulic Straight (Incl. Ref. #1 & 9)	1
6	93-3611	Asm. - Control Manifold	1
7	237-78	O-Ring	6
9	237-79	O-Ring	6
10	340-101	Fitting - Hydraulic 45° (Incl. Ref. #9 & 13)	2
11	354-77	Fitting - Test Port (Incl. Ref. #7)	2
12	354-79	Cap - Test Port	2
13	237-30	O-Ring	7
14	86-9190	Hose - Hydraulic	2
17	340-92	Fitting - Hydraulic Straight (Incl. Ref. #7 & 18)	2
18	237-21	O-Ring	4
19	340-13	Fitting - Hydraulic Straight (Incl. Ref. #18)	2

Ref. No.	Part No.	Description	No. Used
20	75-6640	Fitting - Hydraulic 90° (Incl. Ref. #7)	2
21	93-0078	Hose - Hydraulic	1
22	237-65	O-Ring	1
23	340-139	Fitting - Hydraulic 90° (Incl. Ref. #22 & 26)	1
24	94-4913	Hose Asm. - Pressure #2	1
25	93-3612	Fitting - Hydraulic 90° (Incl. Ref. #1 & 9)	1
26	237-81	O-Ring	1
27	94-4914	Hose Asm. - Pressure #3	1
28	322-3	Screw - Cap Hex. Hd.	4
29	3253-4	Washer - Lock	4
30	75-5900	Hose - Hydraulic	1
31	82-8270	Valve - Flow Control	1
32	340-143	Fitting - Hydraulic 90° (Incl. Ref. #7)	1
33	93-0118	Hose - Hydraulic	1
35	75-5890	Hose - Hydraulic	1
37	94-5447	Hose Asm. - Pressure #4	1
38	93-3642	Tube - Hydraulic	1
39	93-3643	Tube - Hydraulic	1



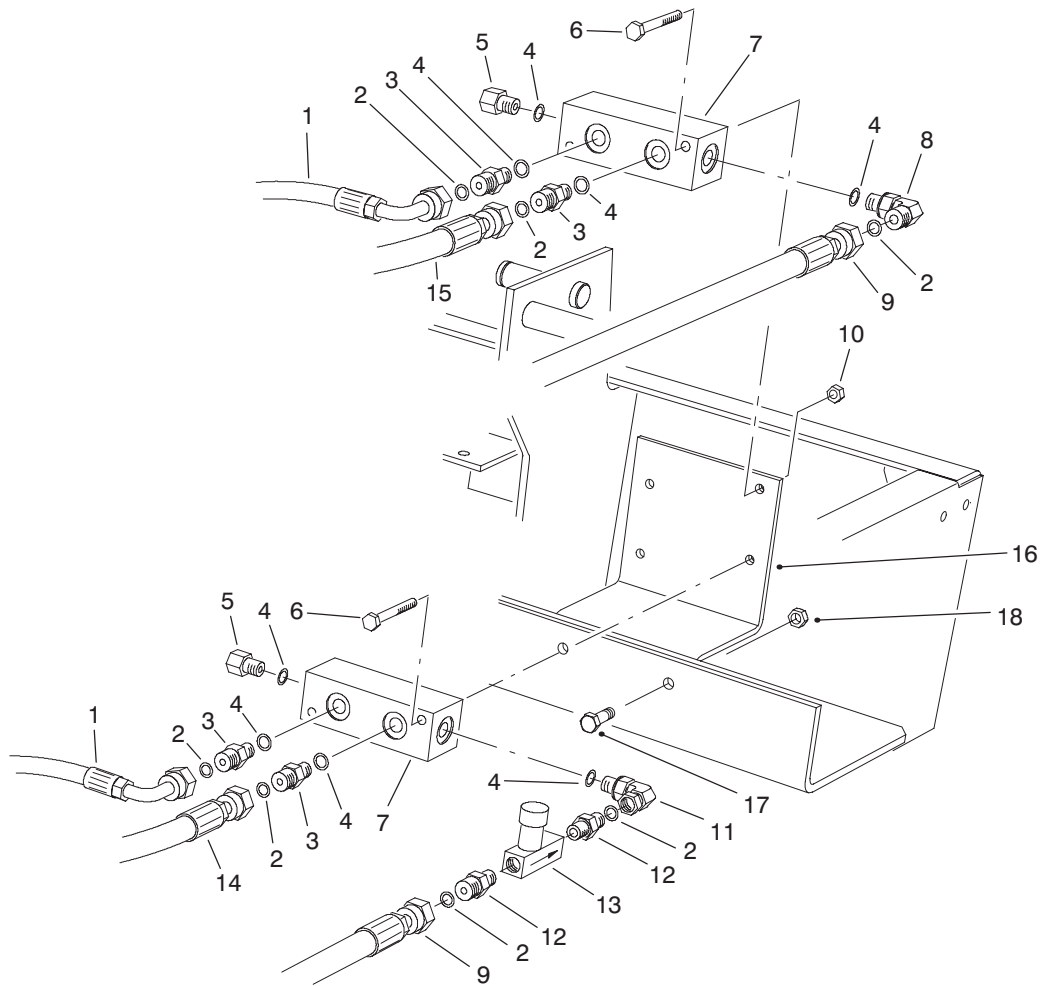
T-1503-1

CONTROL MANIFOLD ASSEMBLY

Ref. No.	Part No.	Description	No. Used
1	237-78	O-Ring	12
2	353-990	Plug (Incl. Ref. #1)	11
3	88-7020	Cartridge - N.O. (Use Seal Kit #75-2080)	2
4	88-9190	Solenoid - 20 Watt	6
5	237-42	O-Ring	2
6	353-989	Plug (Incl. Ref. #5)	2
7	94-2685	Cartridge - N.C. (Use Seal Kit #75-2080)	3
8	88-9200	Solenoid - 28 Watt	5
9	88-6970	Cartridge - N.O. (Use Seal Kit #75-2080)	2
10	237-79	O-Ring	1
11	340-101	Fitting - Hydraulic 45° (Incl. Ref. #10 & 12)	1
12	237-30	O-Ring	1
13	75-0920	Cartridge - Relief 3000 psi (Use Seal Kit #75-2080)	1

Ref. No.	Part No.	Description	No. Used
14	75-2010	Cartridge - Relief 2000 psi (Use Seal Kit #75-2080)	1
15		Body - Manifold	1
16	237-156	O-Ring	2
17	353-991	Plug (Incl. Ref. #16)	2
18	340-143	Fitting - Hydraulic 90° (Incl. Ref. #1)	1
19	88-6960	Cartridge - 4W/2P (Use Seal Kit #75-2090)	3
20	237-80	O-Ring	1
21	354-70	Plug (Incl. Ref. #20)	1
22	92-6315	Cartridge - N.C. (Use Seal Kit #75-2080)	1
23	94-5438	Seal - Solenoid	12
*	75-2080	Kit - Seal	10
*	75-2090	Kit - Seal	3

*Not Illustrated

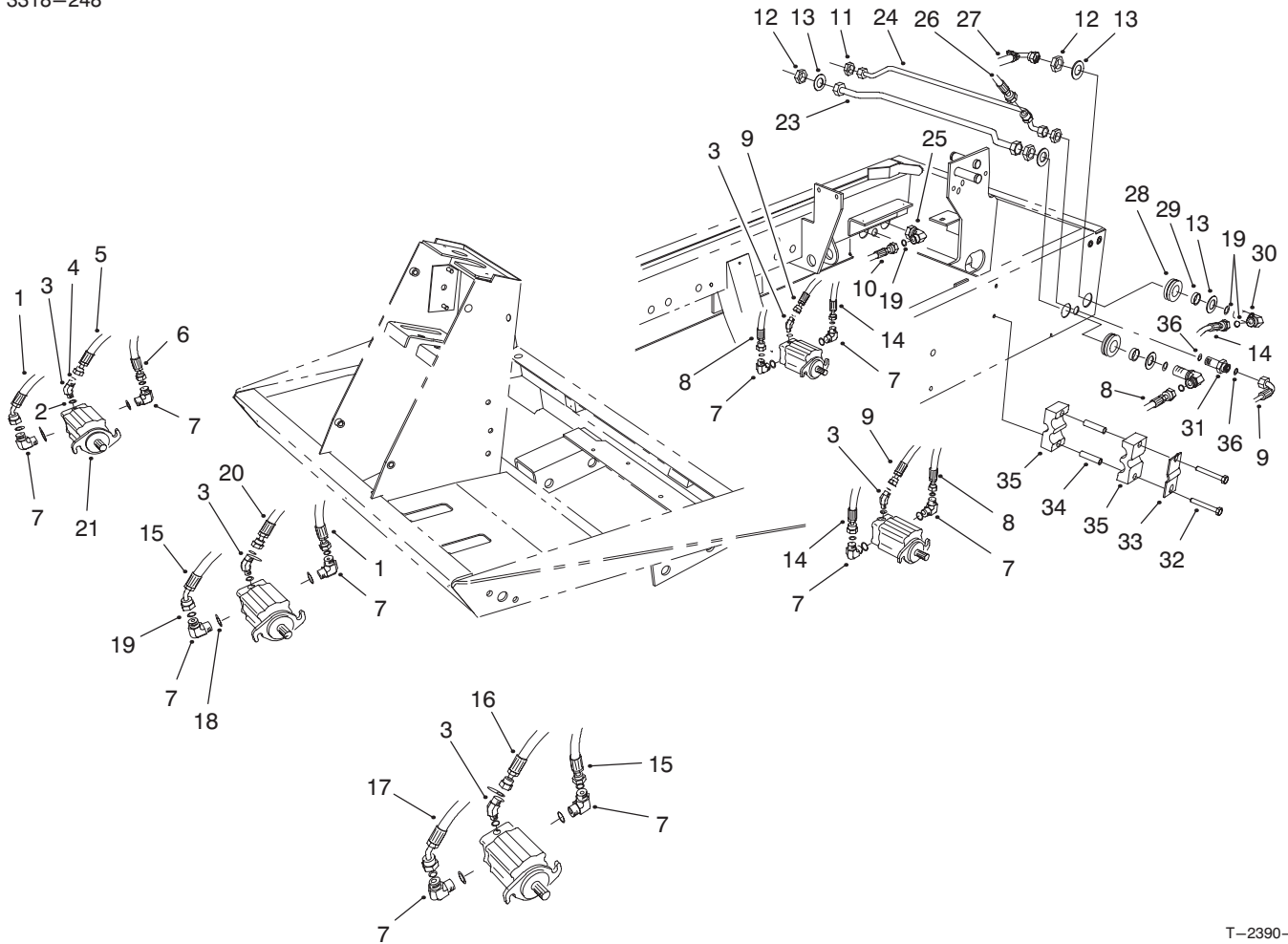


T-1095-2

REAR HYDRAULIC MANIFOLDS

Ref. No.	Part No.	Description	No. Used
1	75-6180	Hose – Hydraulic	2
2	237-21	O-Ring	7
3	340-92	Fitting – Hydraulic Straight (Incl. Ref. #2 & 4)	4
4	237-78	O-Ring	8
5	353-512	Fitting – Hydraulic Plug (Incl. Ref. #4)	2
6	321-11	Screw – Cap Hex. Hd.	4
7	75-1180	Manifold	2
8	340-132	Fitting – Hydraulic 90° (Incl. Ref. #2 & 4)	1
9	93-0118	Hose – Hydraulic	2

Ref. No.	Part No.	Description	No. Used
10	32128-33	Nut – Lock	4
11	340-143	Fitting – Hydraulic 90° (Incl. Ref. #4)	1
12	340-13	Fitting – Hydraulic Straight (Incl. Ref. #2)	2
13	82-8270	Valve – Flow Control	1
14	75-6080	Hose – Hydraulic	1
15	75-6070	Hose – Hydraulic	1
16	94-4920	Plate – Mounting Valve	1
17	322-5	Screw – Cap Hex. Hd.	2
18	32128-20	Nut – Flange Lock	2

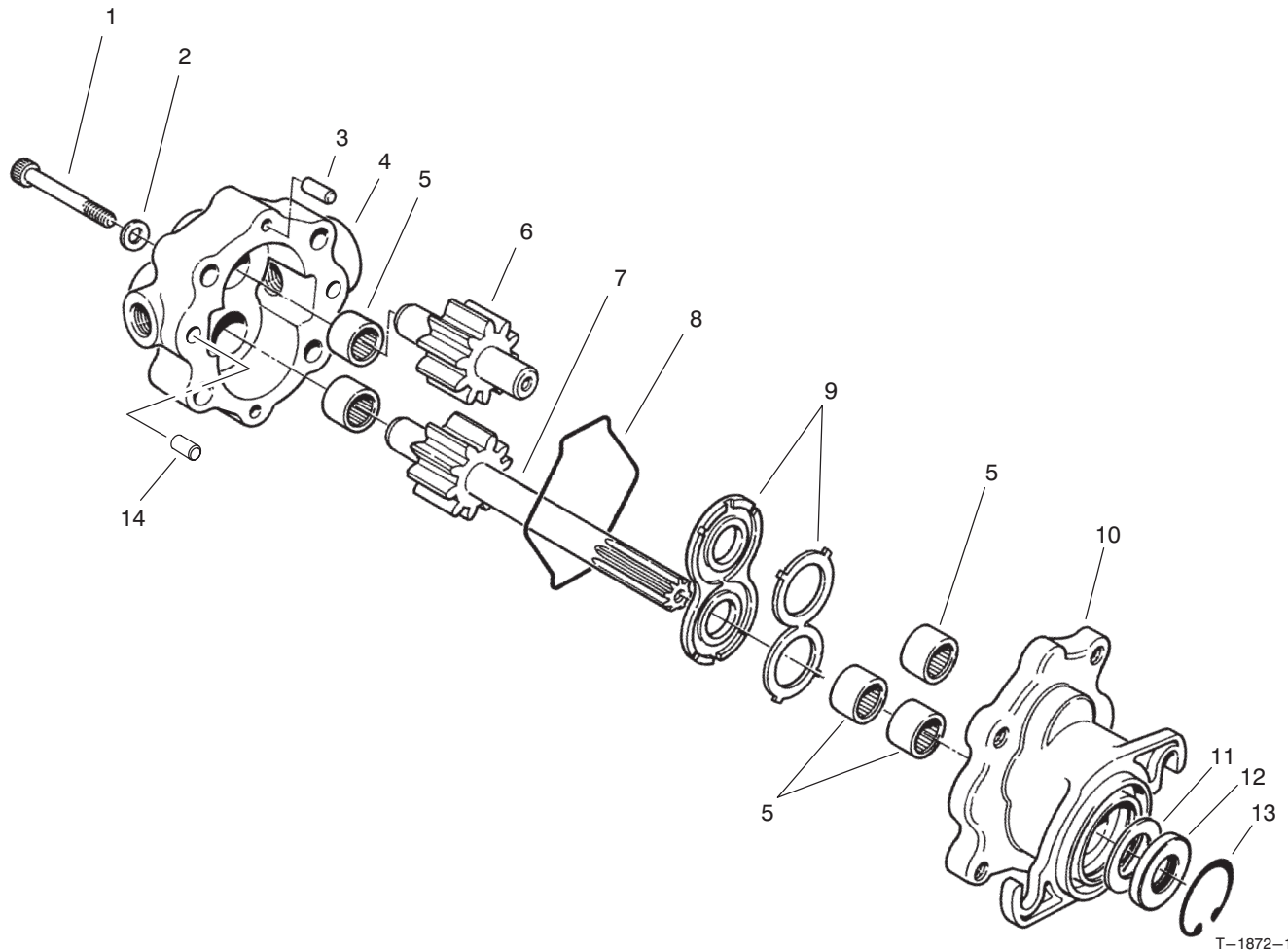


T-2390-1

CUTTING UNIT HYDRAULIC COMPONENTS

Ref. No.	Part No.	Description	No. Used
1	94-5443	Hose Asm. - Pressure #1, 5	1
2	237-78	O-Ring	5
3	340-103	Fitting - Hydraulic 45° (Incl. Ref. #2 & 4)	5
4	237-21	O-Ring	5
5	94-5442	Hose Asm. - Drain #5	1
6	94-5444	Hose Asm. - Pressure #5	1
7	340-98	Fitting - Hydraulic 90° (Incl. Ref. #18 & 19)	10
8	94-4911	Hose Asm. - Pressure #2, 3	2
9	94-4915	Hose Asm. - Drain #2, 3	2
10	94-4914	Hose Asm. - Pressure #3	1
11	340-7	Nut - Bulkhead	2
12	340-127	Nut - Bulkhead	4
13	69-8930	Washer - Flat	8
14	94-4912	Hose Asm. - Pressure #2, 3	2
15	94-5446	Hose Asm. - Pressure #1, 4	1
16	94-5445	Hose Asm. - Drain #4	1
17	94-5447	Hose Asm. - Pressure #4	1
18	237-79	O-Ring	10

Ref. No.	Part No.	Description	No. Used
19	237-30	O-Ring	19
20	94-5448	Hose Asm. - Drain #1	1
21	93-1375	Motor - Hydraulic	5
23	94-4918	Tube Asm. - Pressure #2, 3	1
24	94-4917	Tube Asm. - Drain #2, 3	1
25	94-6031	Fitting - Hydraulic (Incl. Ref. #19)	1
26	94-4916	Hose Asm. - Drain, Return	1
27	94-4913	Hose Asm. - Pressure #2	1
28	240-5	Grommet - Rubber	4
29	69-8960	Spacer	4
30	93-9151	Fitting - Hydraulic (Incl. Ref. #19)	4
31	340-71	Fitting - Hydraulic (Incl. Ref. #36)	2
32	32144-58	Screw - Socket Hex. Hd.	4
33	93-7961	Clamp - Case Drain	2
34	93-7960	Spacer	4
35	82-8170	Clamp	4
36	237-22	O-Ring	4



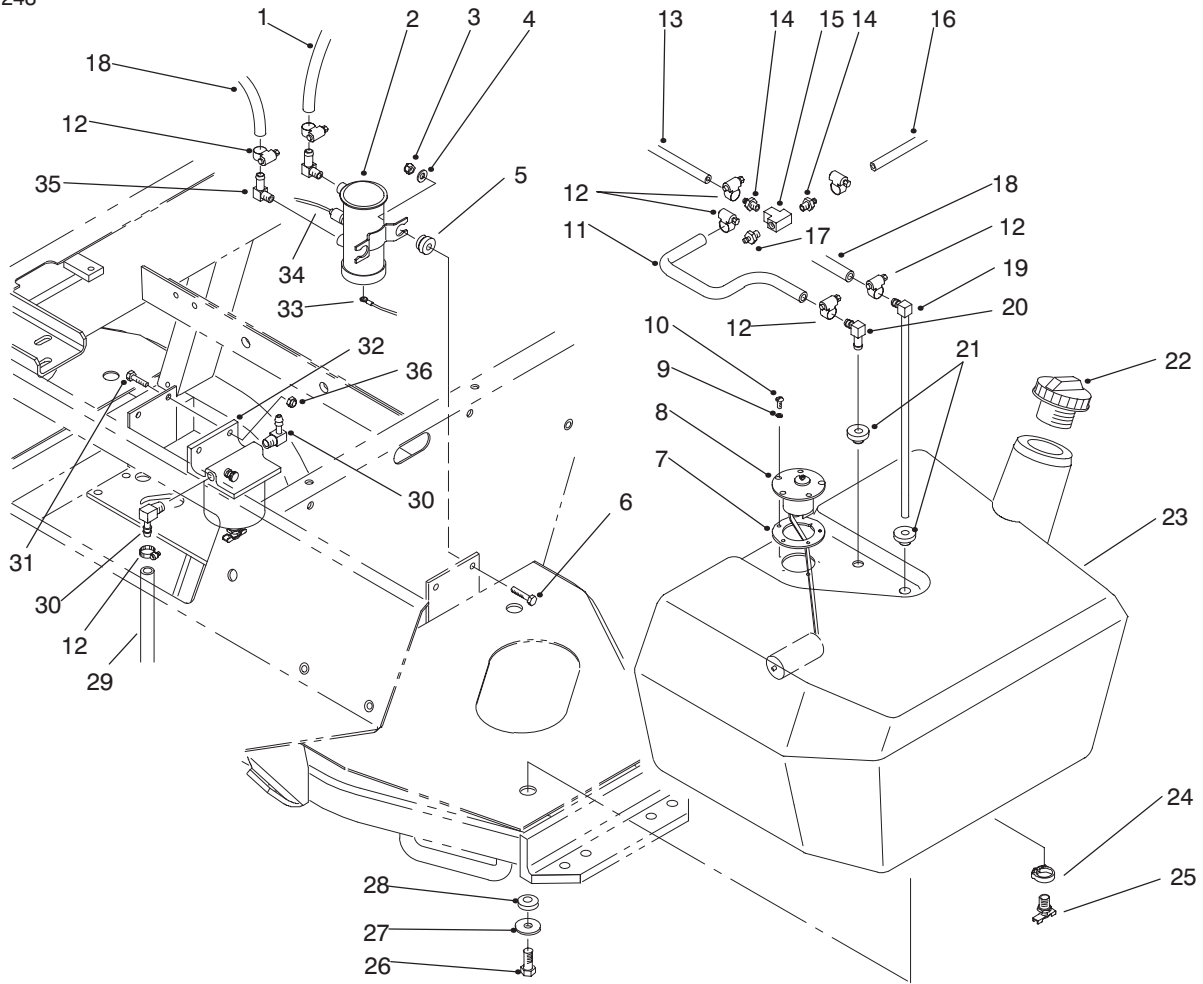
T-1872-1

REEL MOTOR ASSEMBLY NO. 93-1375

Ref. No.	Part No.	Description	No. Used
1	354-50	Screw-Hex Socket Hd.	4
2	354-51	Washer	4
3	353-599	Pin-Dowel	2
4	93-3614	Assembly - Cover (Incl. Ref. #5)	1
†5		Bearing-Needle	5
6	93-3616	Assembly - Idler Gear	1
7	93-3617	Assembly - Drive Shaft	1
8	354-46	Ring-Seal	1

Ref. No.	Part No.	Description	No. Used
9	74-3810	Assembly - Load Plate	1
10	92-8795	Assembly - Body (Incl. Ref. #5)	1
†11		Spacer	1
†12		Seal-Shaft	1
13	32151-41	Ring - Retaining	1
14	92-8796	Pin - Dowel	2
*	92-8863	Repair Kit (Incl. Ref. #8, & 11-13)	1

*Not Illustrated



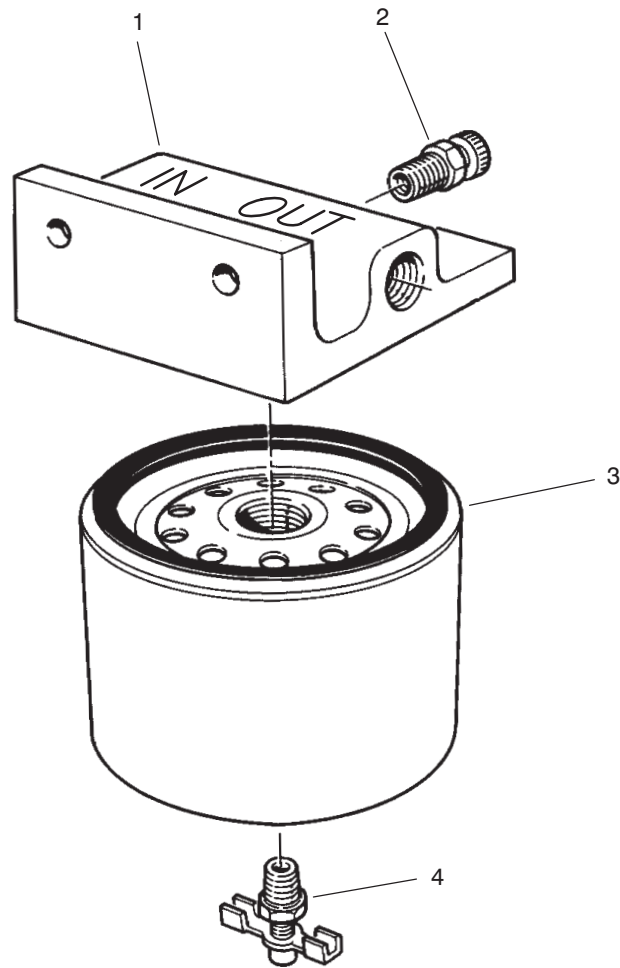
T-1884-1

FUEL TANK ASSEMBLY

Ref. No.	Part No.	Description	No. Used
1	63-7610	Hose - Fuel	1
2	53-8150	Assembly - Fuel Pump (Incl. Ref. #5 & 33-34)	1
3	3296-42	Nut - Lock	2
4	3256-22	Washer - Flat	2
†5		Mount - Rubber	2
6	321-8	Screw - Cap Hex. Hd.	2
7	62-7650	Gasket - Sending Unit	1
8	63-7640	Unit - Sending	1
9	3253-15	Washer - Lock	5
10	32122-24	Screw - Round Hd.	5
11	27-5340	Hose - Fuel	1
12	2412-108	Clamp - Hose	11
13	75-4700	Hose - Fuel	1
14	354-22	Fitting - Fuel, Straight	2
15	354-20	Fitting - Fuel Tee	1
16	75-4701	Hose - Fuel	1
17	354-21	Fitting - Fuel Straight	1
18	44-2670	Hose - Fuel	1

Ref. No.	Part No.	Description	No. Used
19	66-8121	Standpipe - Elbow 90°	1
20	46-6550	Connector - Fuel, Elbow 90°	1
21	46-6560	Grommet	2
22	93-3102	Cap - Fuel Tank	1
23	94-3510	Assembly - Fuel Tank (Incl. Ref. #24-25)	1
24	2412-36	Clamp - Drain	1
25	304-46	Fitting - Drain	1
26	33103-025	Screw - Hex. Flange Hd.	3
27	63-8410	Washer - Flat	3
28	240-11	Grommet	3
29	63-7628	Hose - Fuel	1
30	353-781	Fitting - 90°	2
31	321-6	Screw - Cap Hex. Hd.	2
32	63-7650	Filter - Fuel	1
33	70-8530	Wire - Fuel Pump	1
34	218-579	Wire - Fuel Pump	1
35	67-1690	Fitting - Fuel Elbow 90°	2
36	32128-33	Nut - Lock, Flange	2

†Not Serviced Separately



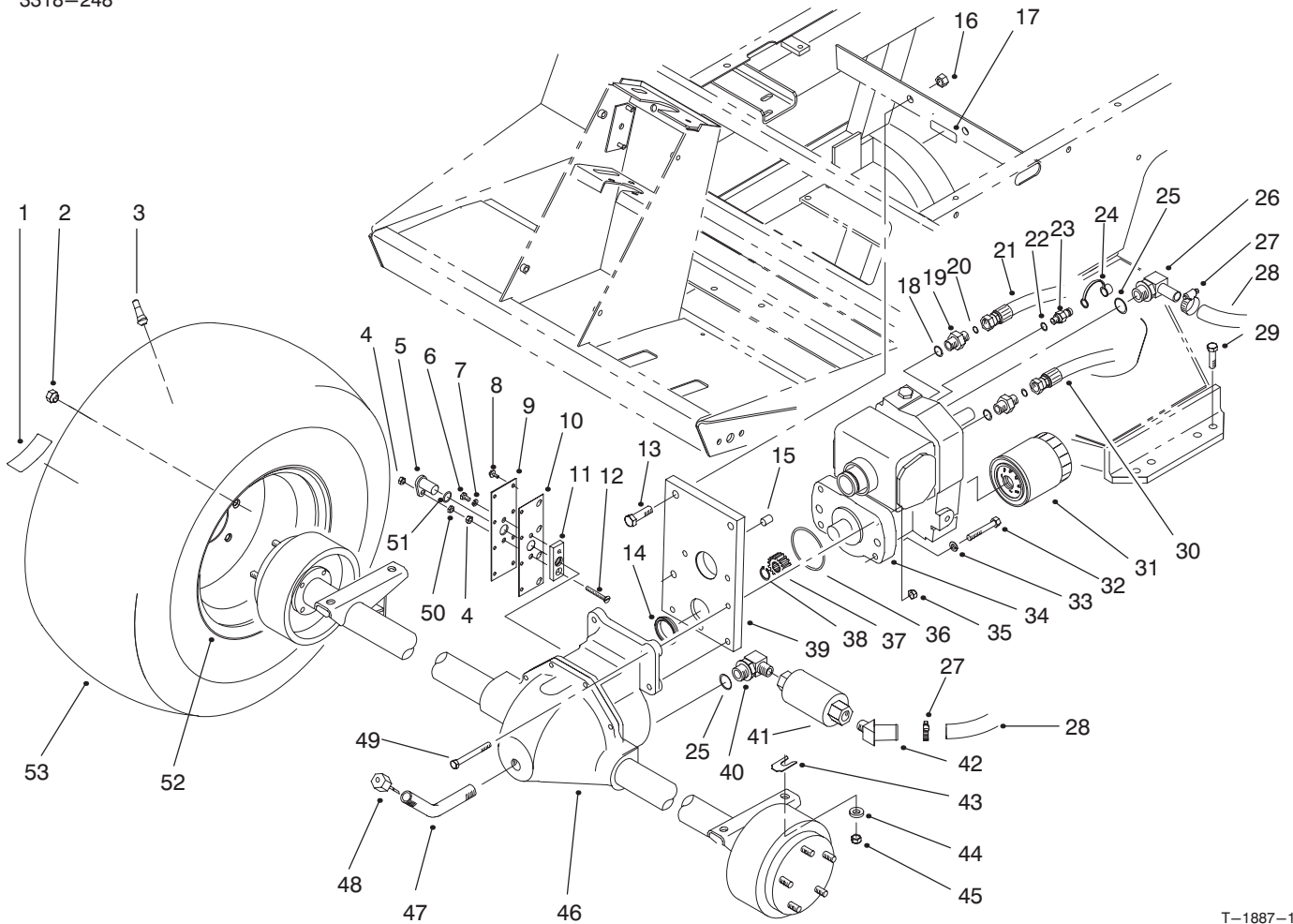
T-1934-1

FUEL FILTER ASSEMBLY NO. 63-7650

Ref. No.	Part No.	Description	No. Used
1	63-8280	Head-Filter, Fuel (Incl. Ref. #2)	1
2	63-8290	Vent-Air	1

Ref. No.	Part No.	Description	No. Used
3	63-8300	Element-Spin-On (Incl. Ref. #4)	1
4	63-8310	Valve-Drain	1

*Not Illustrated



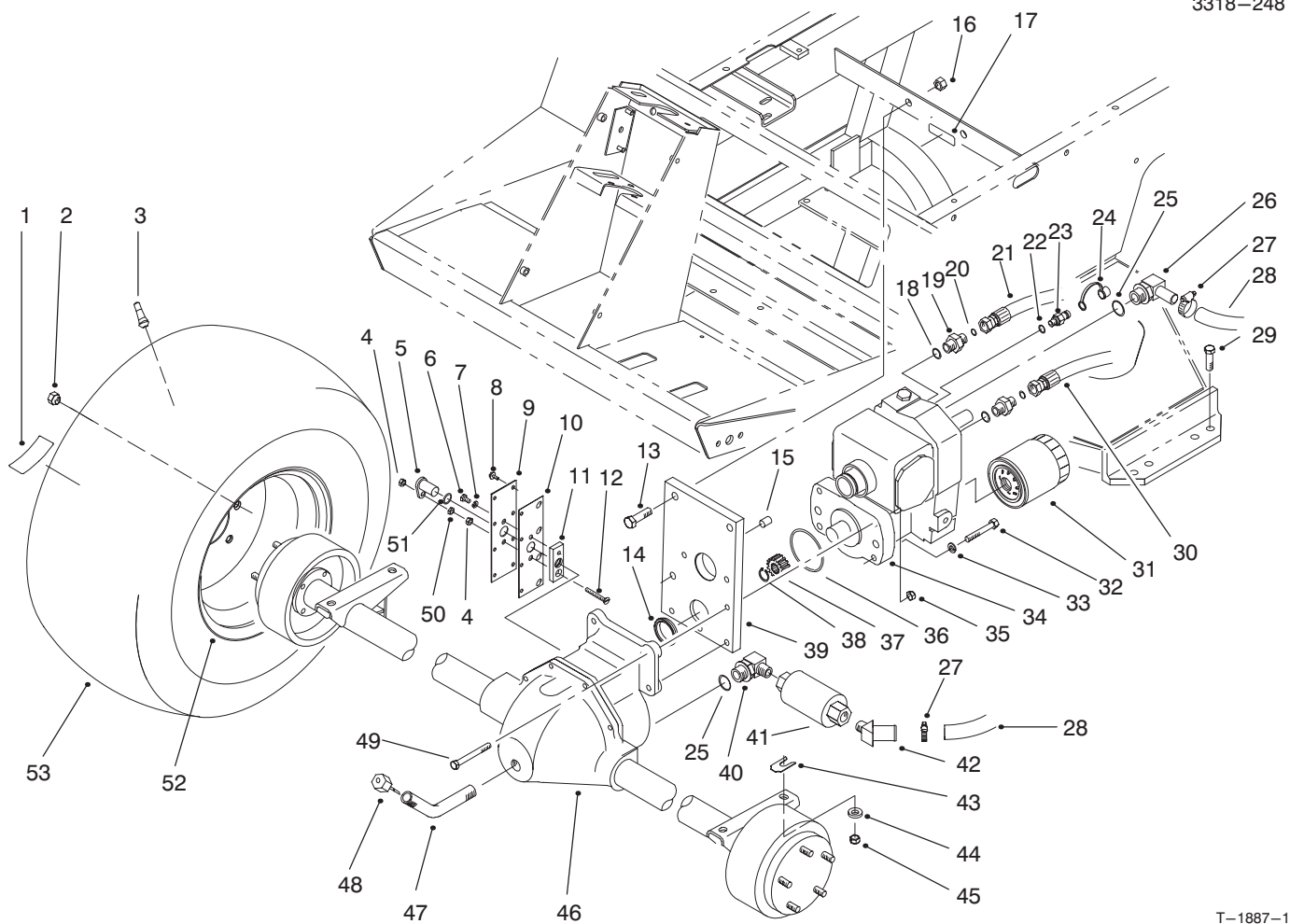
T-1887-1

FRONT AXLE & TRANSMISSION ASSEMBLY

Ref. No.	Part No.	Description	No. Used
1	76-8730	Decal - Bolt Torque	2
2	23-7270	Nut - Lug	10
3	232-27	Stem - Valve	2
4	3296-56	Nut - Lock	2
5	85-4350	Sensor - Gear Tooth	1
6	321-2	Screw - Cap Hex. Hd.	1
7	3253-3	Washer - Lock	1
8	32144-112	Screw - Cap Hex. Hd.	8
9	85-4330	Cover - Gear	1
10	92-5797	Gasket - Axle	1
11	85-4340	Plate - Sensor Mounting	1
12	32108-9	Screw - Machine	1
13	325-7	Screw - Cap Hex. Hd.	2
14	75-3110	Collar - Transmission	1
15	92-4808	Sleeve - Trans. Pilot	1
16	3296-23	Nut - Lock	2
17	77-0490	Decal - Bolt	1
*	93-6691	Decal - Bolt (Europe)	1
*	80-4880	Decal - Bolt (Japan)	1
18	237-79	O-Ring	2
19	340-3	Fitting - Hydraulic, Straight (Incl. Ref. #18 & 20)	2
20	237-22	O-Ring	2
21	93-0076	Hose - Hydraulic	1
22	237-78	O-Ring	1

Ref. No.	Part No.	Description	No. Used
23	354-77	Fitting - Hydraulic Test Port (Incl. Ref. #22)	1
24	354-79	Cap - Test Port	1
25	237-81	O-Ring	2
26	75-4720	Fitting - Hydraulic 90° (Incl. Ref. #25)	1
27	2412-129	Clamp - Hose	2
28	75-6350	Hose	1
29	324-7	Screw - Cap Hex. Hd.	4
30	93-0075	Hose - Hydraulic	1
31	75-1330	Filter - Oil	1
32	323-12	Screw - Cap Hex. Hd.	2
33	3253-21	Washer - Lock	2
34	75-0012	Assembly - Transmission	1
35	3296-39	Nut - Lock	2
36	237-161	O-Ring	1
37	86-7220	Gear - Pinion	1
38	32151-62	Ring - Retaining	1
39	92-4846	Asm. - Trans. Support (Incl. Ref. #14 & 15)	1
40	354-75	Fitting - Hydraulic 90° (Incl. Ref. #25)	1
41	75-6340	Strainer - In-Line	1
42	354-72	Fitting - Hydraulic 45°	1
43	42-6080	Shim - Axle	A/R
44	66-6480	Washer - Flat	4

*Not Illustrated

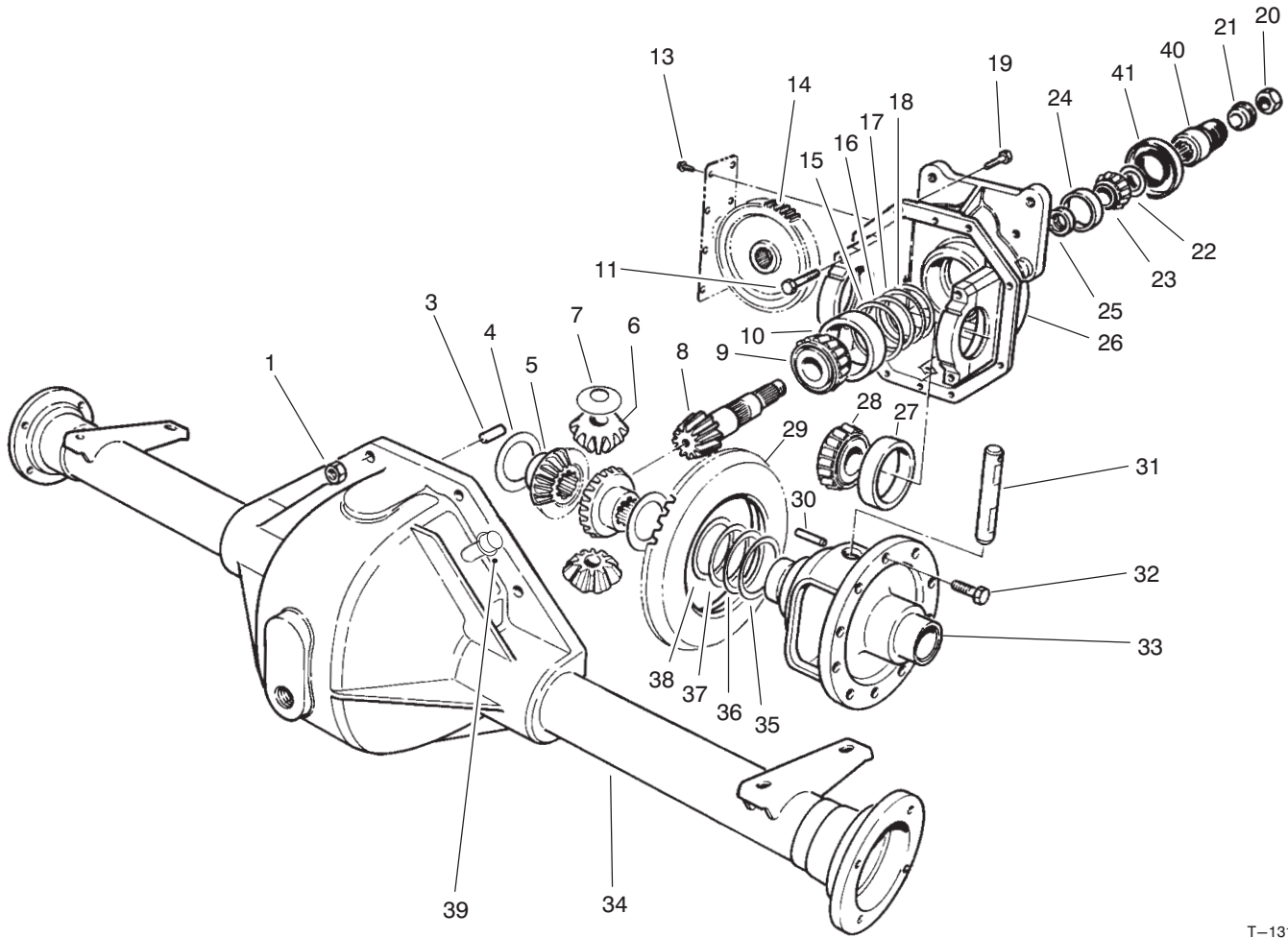


T-1887-1

FRONT AXLE & TRANSMISSION ASSEMBLY (Continued)

Ref. No.	Part No.	Description	No. Used
45	3296-48	Nut - Lock	4
46	94-6933	Assembly - Front Axle	1
47	75-6850	Tube - Oil Fill	1
48	27-3710	Dipstick - Axle	1
49	323-20	Screw - Cap Hex. Hd.	2

Ref. No.	Part No.	Description	No. Used
50	3218-1	Nut - Jam	1
51	237-181	O-Ring	1
52	217-120	Rim	2
53	231-134	Tire	2



T-1315-1

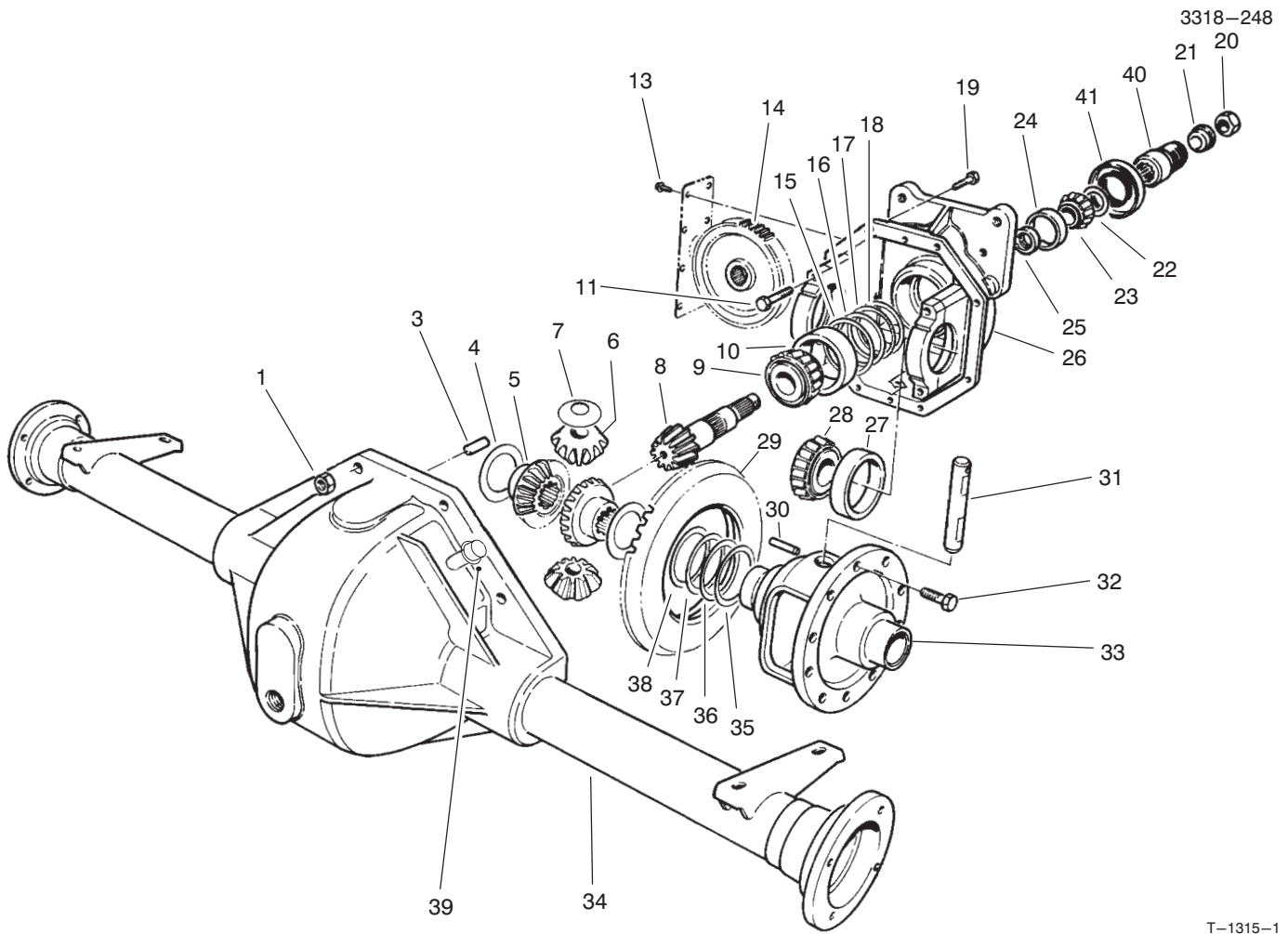
FRONT AXLE ASSEMBLY NO. 94-6933

Ref. No.	Part No.	Description	No. Used
1	32144-5	Nut	8
3	21-8270	Pin-Dowel	2
4	21-7720	Washer-Thrust	2
5	24-8790	Gear-Bevel, Differential	2
6	21-7690	Gear-Pinion	2
7	21-7730	Washer-Thrust	2
†8		Pinion-Drive	1
9	43-6760	Cone-Bearing, tapered	1
10	43-6750	Cup-Bearing, Tapered	1
11	92-1773	Screw-Cap, Hex Hd.	4
13	32144-112	Screw-Thread Forming	8
14	86-7230	Gear-Spur	1
15	43-6710	Diff. Adjust. Shim .003	A/R
16	43-6711	Diff. Adjust. Shim .005	A/R
17	43-6712	Diff. Adjust. Shim .010	A/R
18	43-6713	Diff. Adjust. Shim .030	A/R
19	3210-8	Screw - Cap, Hex Hd.	8
20	71-4350	Nut	1
21	83-5130	Spacer - Pinion	1
22	72-3570	Shim .094 - Diff. Adjust.	A/R
*	72-3571	Shim .096 - Diff. Adjust.	A/R
*	72-3572	Shim .098 - Diff. Adjust.	A/R
*	72-3573	Shim .100 - Diff. Adjust.	A/R
*	72-3574	Shim .102 - Diff. Adjust.	A/R
*	72-3575	Shim .104 - Diff. Adjust.	A/R

Ref. No.	Part No.	Description	No. Used
22	72-3576	Shim .106 - Diff. Adjust.	A/R
*	72-3577	Shim .108 - Diff. Adjust.	A/R
*	72-3578	Shim .110 - Diff. Adjust.	A/R
*	72-3580	Shim .112 - Diff. Adjust.	A/R
*	72-3581	Shim .114 - Diff. Adjust.	A/R
*	72-3582	Shim .116 - Diff. Adjust.	A/R
*	72-3583	Shim .118 - Diff. Adjust.	A/R
*	72-3584	Shim .120 - Diff. Adjust.	A/R
*	72-3585	Shim .125 - Diff. Adjust.	A/R
*	72-3586	Shim .127 - Diff. Adjust.	A/R
*	72-3587	Shim .129 - Diff. Adjust.	A/R
*	72-3588	Shim .131 - Diff. Adjust.	A/R
*	72-3590	Shim .133 - Diff. Adjust.	A/R
*	72-3591	Shim .135 - Diff. Adjust.	A/R
*	72-3592	Shim .137 - Diff. Adjust.	A/R
*	72-3593	Shim .139 - Diff. Adjust.	A/R
*	72-3594	Shim .141 - Diff. Adjust.	A/R
*	72-3595	Shim .143 - Diff. Adjust.	A/R
*	72-3596	Shim .145 - Diff. Adjust.	A/R
*	72-3597	Shim .147 - Diff. Adjust.	A/R
*	72-3598	Shim .149 - Diff. Adjust.	A/R
*	72-3600	Shim .151 - Diff. Adjust.	A/R
23	254-91	Cone-Bearing	1
24	21-8390	Cup-Bearing	1
25	21-8020	Spacer-Front Pinion	1

*Not Illustrated

†Not Serviced Separately



T-1315-1

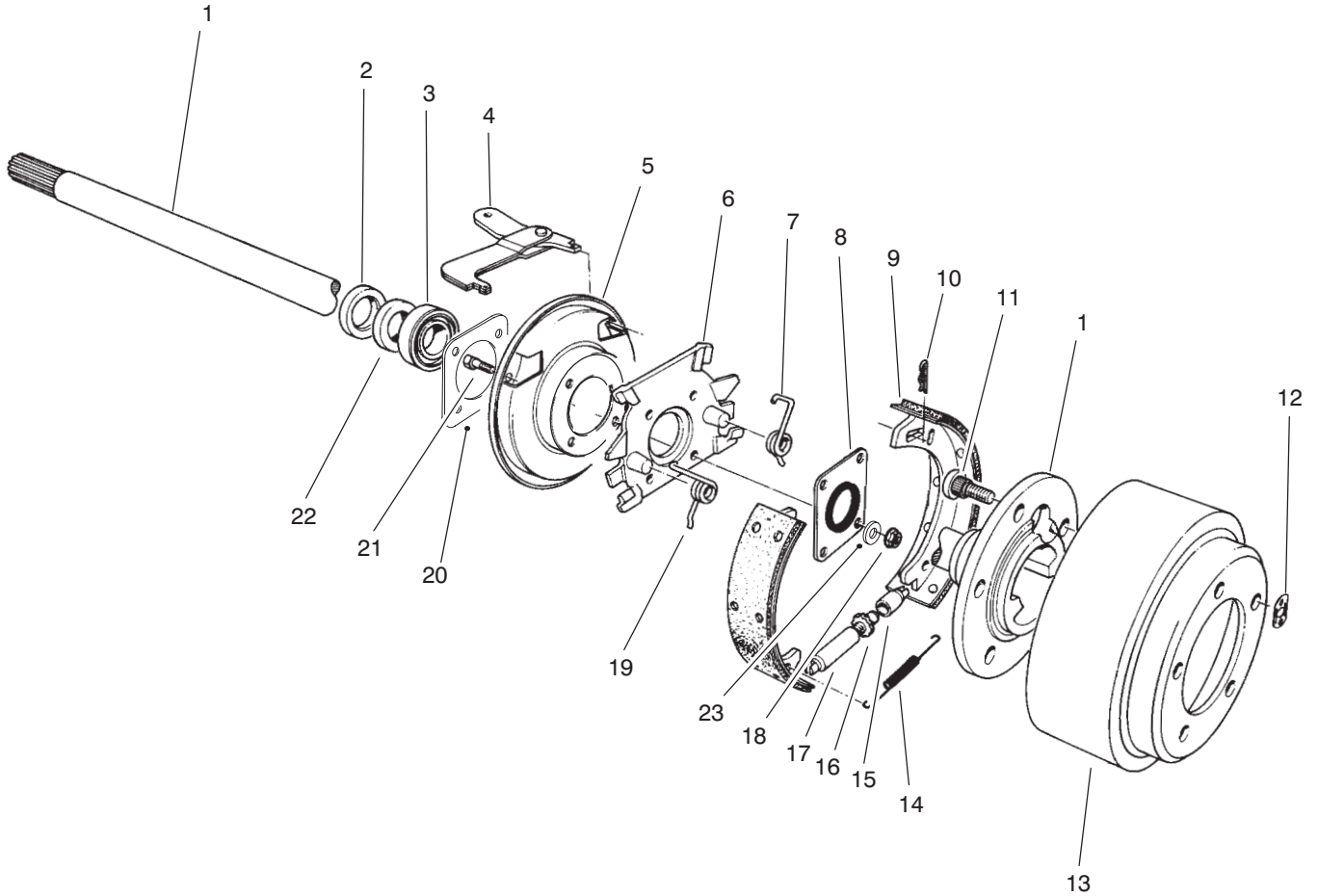
FRONT AXLE ASSEMBLY NO. 94-6933 (Continued)

Ref. No.	Part No.	Description	No. Used
26	93-3619	Upper Housing (Incl. Ref. #11)	1
27	254-66	Cup-Tapered Bearing	2
28	254-65	Cone-Tapered Bearing	2
†29		Gear-Ring	1
30	21-7710	Pin-Roll	1
31	21-7700	Shaft-Pinion Mate	1
32	21-7770	Screw-Drive Gear	5
33	21-7670	Case-Differential	1
34	75-0721	Housing-Lower	1
35	21-8120	Diff. Adjust. Shim .030	A/R

Ref. No.	Part No.	Description	No. Used
36	21-8110	Diff. Adjust. Shim .010	A/R
37	21-8100	Diff. Adjust. Shim .005	A/R
38	21-8090	Diff. Adjust. Shim .003	A/R
39	72-9420	Assembly - Vent Tube	1
40	83-4910	Coupler - Pinion	1
41	71-4330	Seal	1
*	93-3618	Assembly - Gear & Pinion (Incl. Ref. #8 & 29)	1
*	93-3617	Assembly - Differential (Incl. Ref. #4-10, 14-33, 35-38, 40 & 41)	1

*Not Illustrated

†Not Serviced Separately



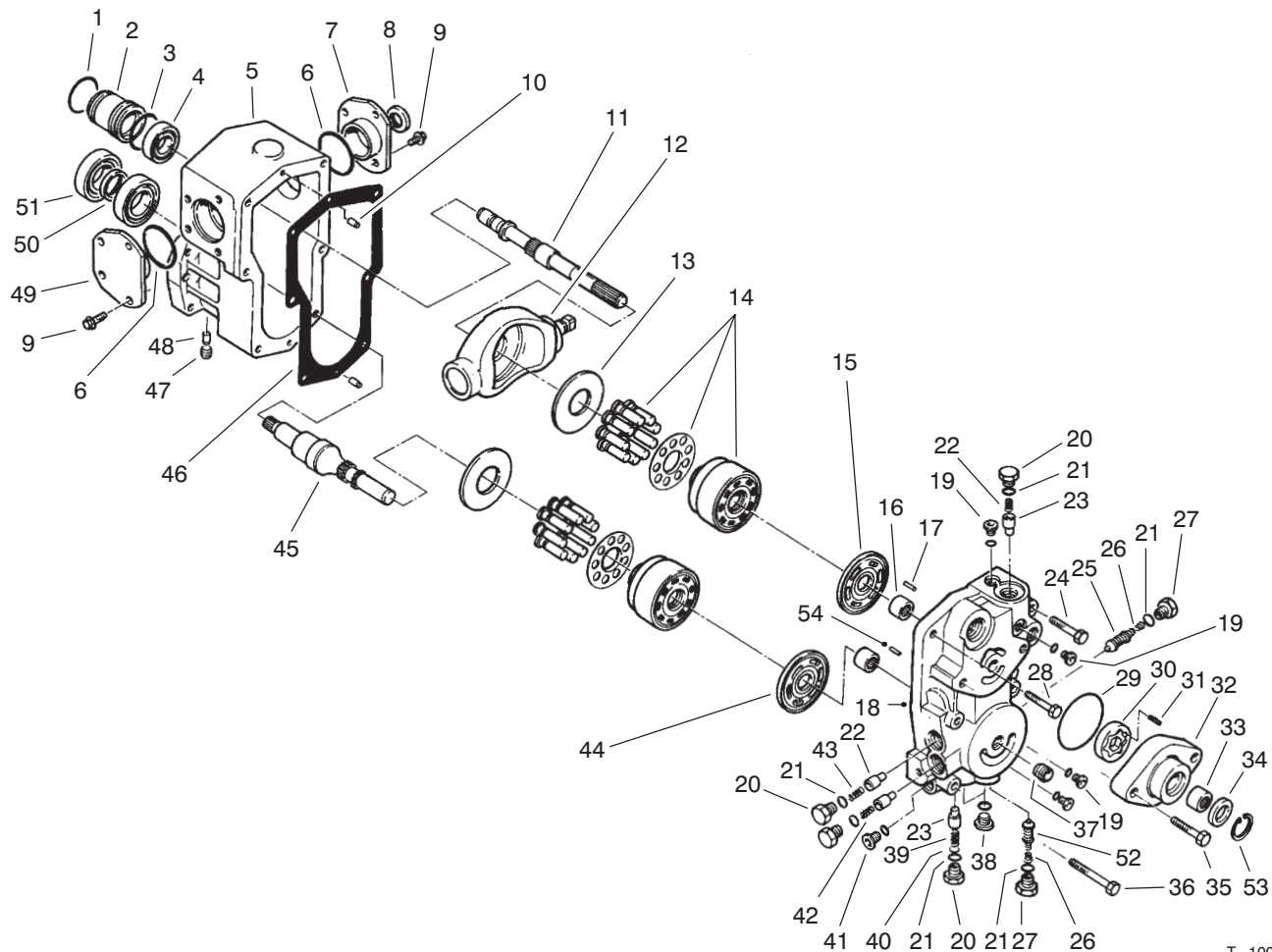
T-0421-2

BRAKE ASSEMBLY

Ref. No.	Part No.	Description	No. Used
1	27-6862	Shaft-Axle, Flanged L.H.	1
*	27-6852	Shaft-Axle, Flanged R.H.	1
2	92-1774	Seal-Oil	2
3	21-8180	Bearing	2
4	24-9180	Lever, Brake, Parking	2
5	21-9450	Shield-Dust	2
6	43-6810	Spider-Torque	2
7	21-9430	Spring-Shoe Return, R.H.	2
8	28-0670	Seal-Oil	2
9	84-8590	Assembly - Shoe & Lining	4
10	21-9460	Retainer-Brake, Parking	4
11	242-34	Stud-Flange, Axle	10
12	21-8360	Clip-Retaining	2

Ref. No.	Part No.	Description	No. Used
13	28-0680	Drum-Brake	2
14	21-9440	Spring-Adjusting Screw	2
15	21-9390	Socket-Adjusting Screw	2
16	21-9370	Screw-Adjusting	2
17	21-9380	Nut-Pivot	2
18	94-6935	Nut-Lock	8
19	21-9420	Spring-Shoe Return, L.H.	2
21	94-6934	Screw-Cap, Socket Hd.	8
22	24-8840	Ring-Bearing, Wheel	2
23	3256-23	Washer - Lock	8
*	84-8600	Set of Lined Brake Shoes	1
*	92-8775	Gasket - Kit, Liquid	1

*Not Illustrated

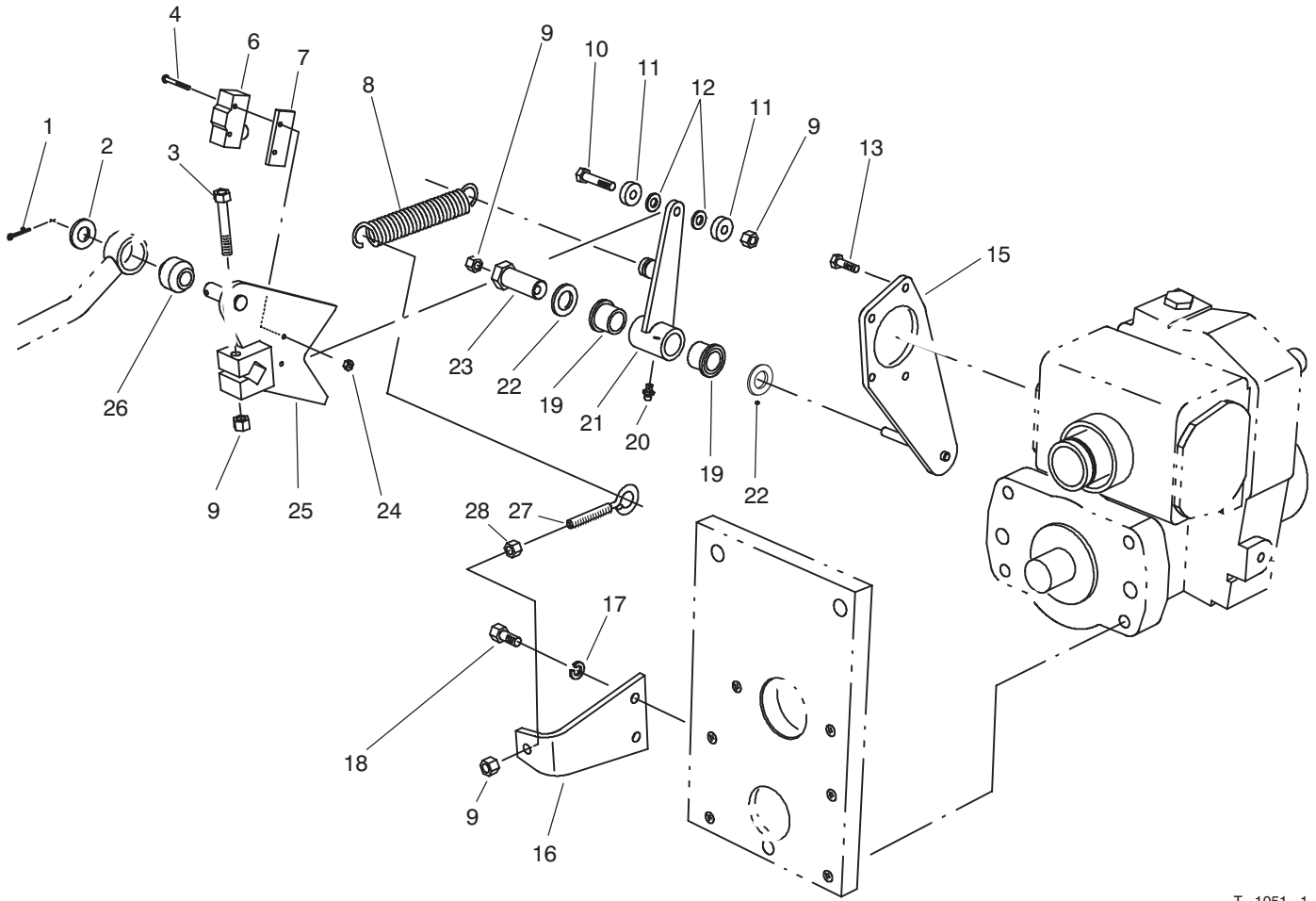


T-1006-1

TRANSMISSION ASSEMBLY NO. 75-0012

Ref. No.	Part No.	Description	No. Used
1	75-0430	Ring - Retaining	1
2	75-0150	Guide - Seal	1
3	75-0410	O-Ring	1
4	75-0520	Bearing - Ball	1
5	75-0020	Housing	1
6	75-0210	O-Ring	2
7	86-7520	Asm. - Trunnion Cover R.H.	1
8	75-0230	Seal - Lip	1
9	75-0090	Screw - Cap Hex Hd.	8
10	75-0480	Pin	2
11	86-7540	Shaft - Pump	1
12	75-0390	Plate - Swash	1
13	75-0400	Plate - Thrust	2
14	75-0470	Cylinder Block Kit	2
15	75-0380	Plate - Valve	1
16	75-0500	Bearing - Needle	2
17	75-0510	Pin	1
18	75-0040	Center Section	1
19	75-0170	Plug - Straight Thread	4
20	75-0060	Plug	4
21	75-0240	O-Ring	6
22	75-0290	Spring	2
23	75-0260	Valve - Relief	4
24	75-0130	Screw - Cap Hex. Hd.	3
25	93-0097	Valve - SCR	1
26	75-0140	Spring - Conical	1
27	75-0190	Plug - Special	2

Ref. No.	Part No.	Description	No. Used
28	75-0120	Screw - Cap Hex Hd.	1
29	75-0370	O-Ring	1
30	75-0360	Gerotor	1
31	75-0350	Pin	1
32	83-4780	Housing - Charge Pump	1
33	75-0340	Bearing - Needle	1
34	75-0330	Seal - Lip	1
35	75-0110	Screw - Cap Hex Hd.	2
36	75-0180	Screw - Cap Hex Hd.	2
37	75-0320	Nipple	1
38	75-0200	Plug - Straight Thread	2
39	75-0270	Spring	1
40	75-0310	Shim	1
41	75-0070	Plug	1
42	75-0280	Spring	1
44	93-0083	Plate - Valve	1
45	75-0440	Shaft - Motor	1
46	75-0030	Gasket - Housing	1
47	75-0160	Plug - Pipe	1
48	75-0220	Pin	2
49	86-7530	Asm. - Trunnion Cover L.H.	1
50	75-0450	Collar	1
51	75-0460	Bearing - Ball	2
52	75-6930	Valve - SCR	1
53	32120-74	Ring - Retaining	1
54	75-0250	Pin - Slotted	1

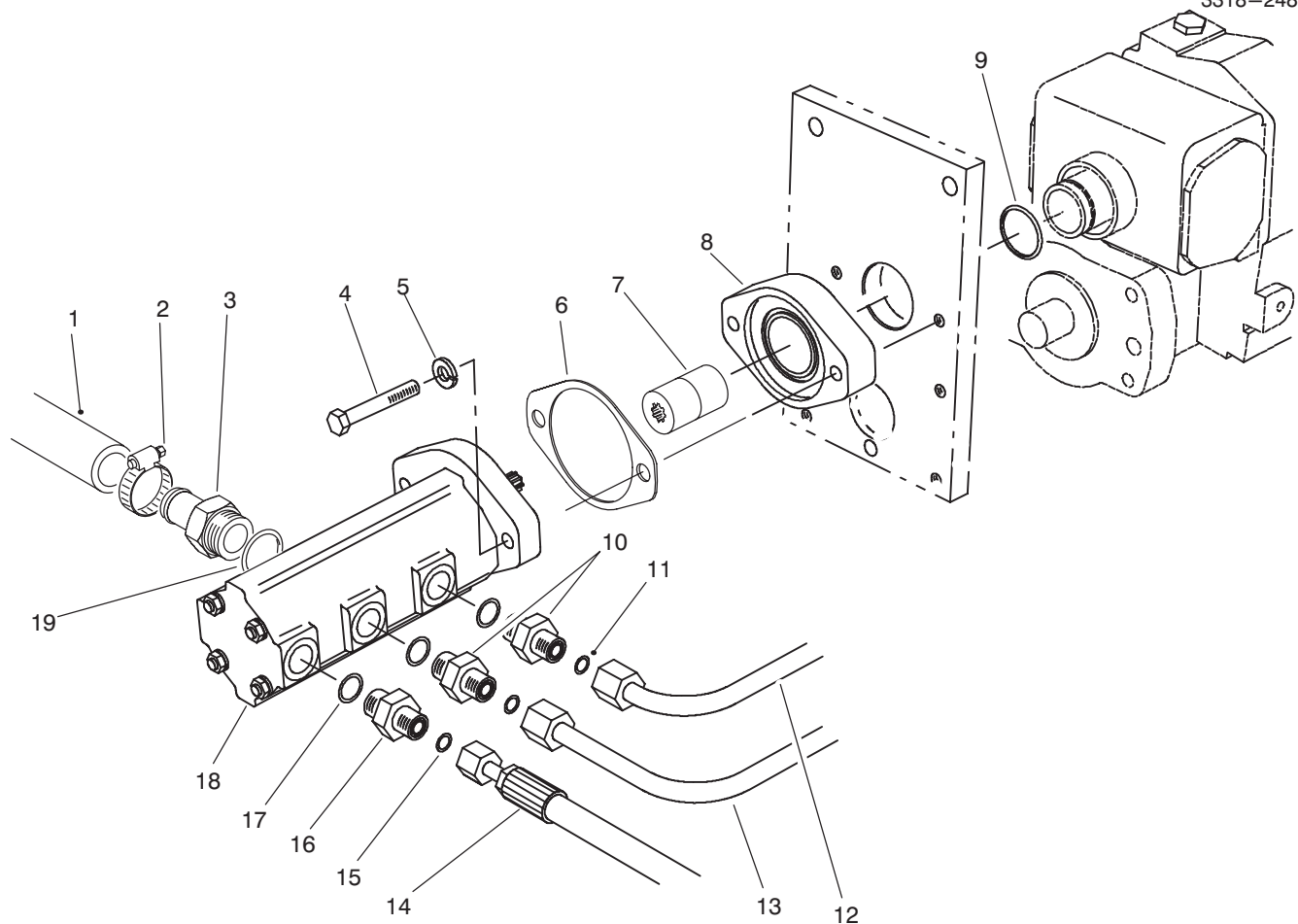


T-1051-1

TRACTION CONTROL ASSEMBLY

Ref. No.	Part No.	Description	No. Used
1	3272-10	Pin - Cotter	1
2	3256-26	Washer - Flat	1
3	322-10	Screw - Cap Hex. Hd.	1
4	32105-21	Screw	2
6	29-6162	Switch - Neutral	1
7	75-4130	Plate - Switch	1
8	76-9430	Spring - Extension	1
9	3296-29	Nut - Lock	4
10	322-7	Screw - Cap Hex. Hd.	1
11	251-259	Bearing - Ball	2
12	75-5470	Spacer	2
13	32144-22	Screw - Cap Hex. Hd.	4
15	75-4080	Plate - Traction	1
16	85-9900	Plate - Spring Anchor	1

Ref. No.	Part No.	Description	No. Used
17	3253-4	Washer - Lock	2
18	322-3	Screw - Cap Hex. Hd.	2
19	256-113	Bushing - Flange	2
20	302-5	Fitting - Grease	1
21	92-2581	Assembly - Switch Arm (Incl. Ref. #19 & 20)	1
22	3-6498	Washer - Thrust	2
23	76-8640	Stud - Traction	1
24	3296-9	Nut - Hex.	2
25	75-4100	Control - Pump	1
26	23-2270	Bushing - Rubber	1
27	85-9910	Eyebolt	1
28	3217-6	Nut - Hex.	1

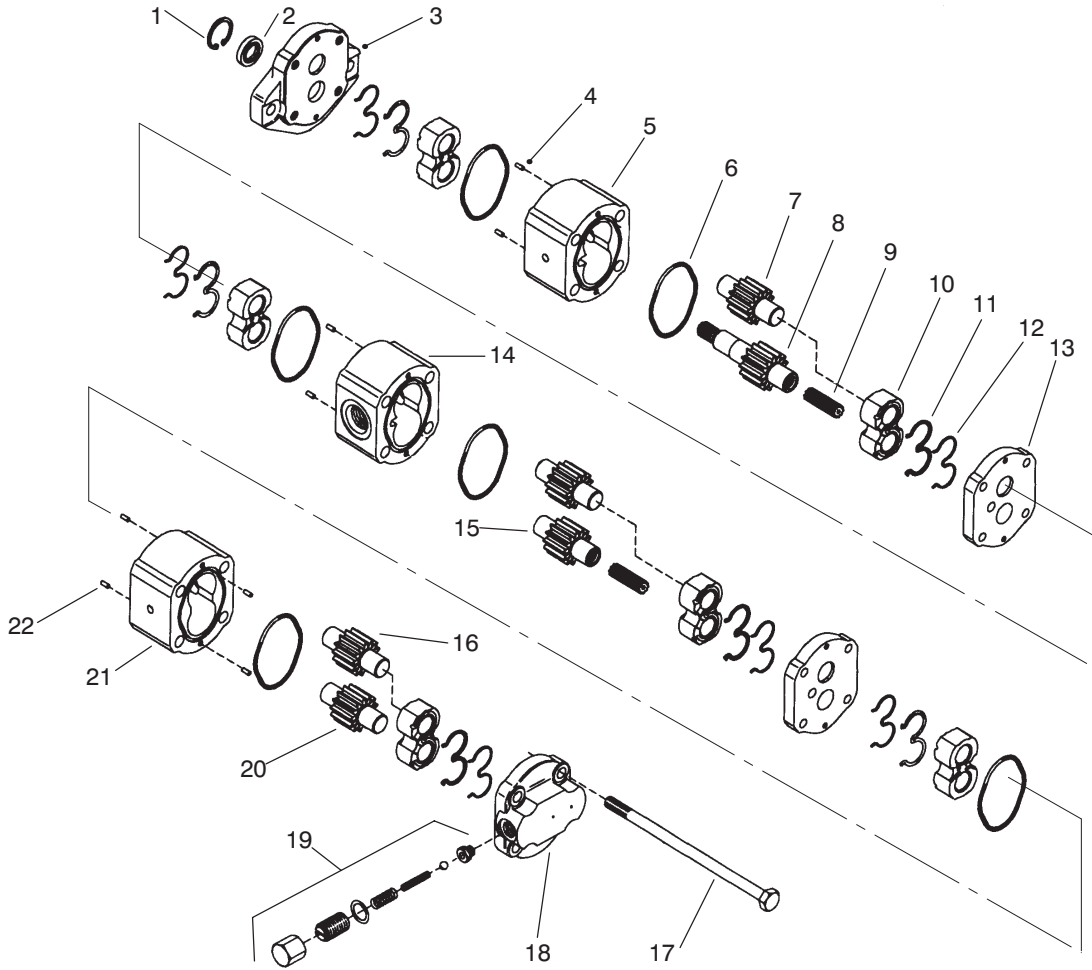


T-1928-1

GEAR PUMP INSTALLATION ASSEMBLY

Ref. No.	Part No.	Description	No. Used
1	75-6870	Hose - Suction	1
2	2412-34	Clamp - Hose	1
3	354-78	Fitting - Hydraulic (Incl. Ref. #19)	1
4	323-12	Screw - Cap Hex. Hd.	2
5	3253-5	Washer - Lock	2
6	93-3604	Gasket	1
7	93-1396	Coupler W.A. - Trans.	1
8	75-4400	Adaptor - Transmission	1
9	237-163	O-Ring	1
10	340-4	Fitting - Hydraulic Straight (Incl. Ref. #11 & 17)	2

Ref. No.	Part No.	Description	No. Used
11	237-30	O-Ring	2
12	93-3642	Tube - Hydraulic	1
13	93-3643	Tube - Hydraulic	1
14	75-6240	Hose - Hydraulic	1
15	237-22	O-Ring	1
16	340-3	Fitting - Hydraulic Straight (Incl. Ref. #15 & 17)	1
17	237-79	O-Ring	3
18	93-1376	Assembly - Pump, Gear	1
19	237-146	O-Ring	1



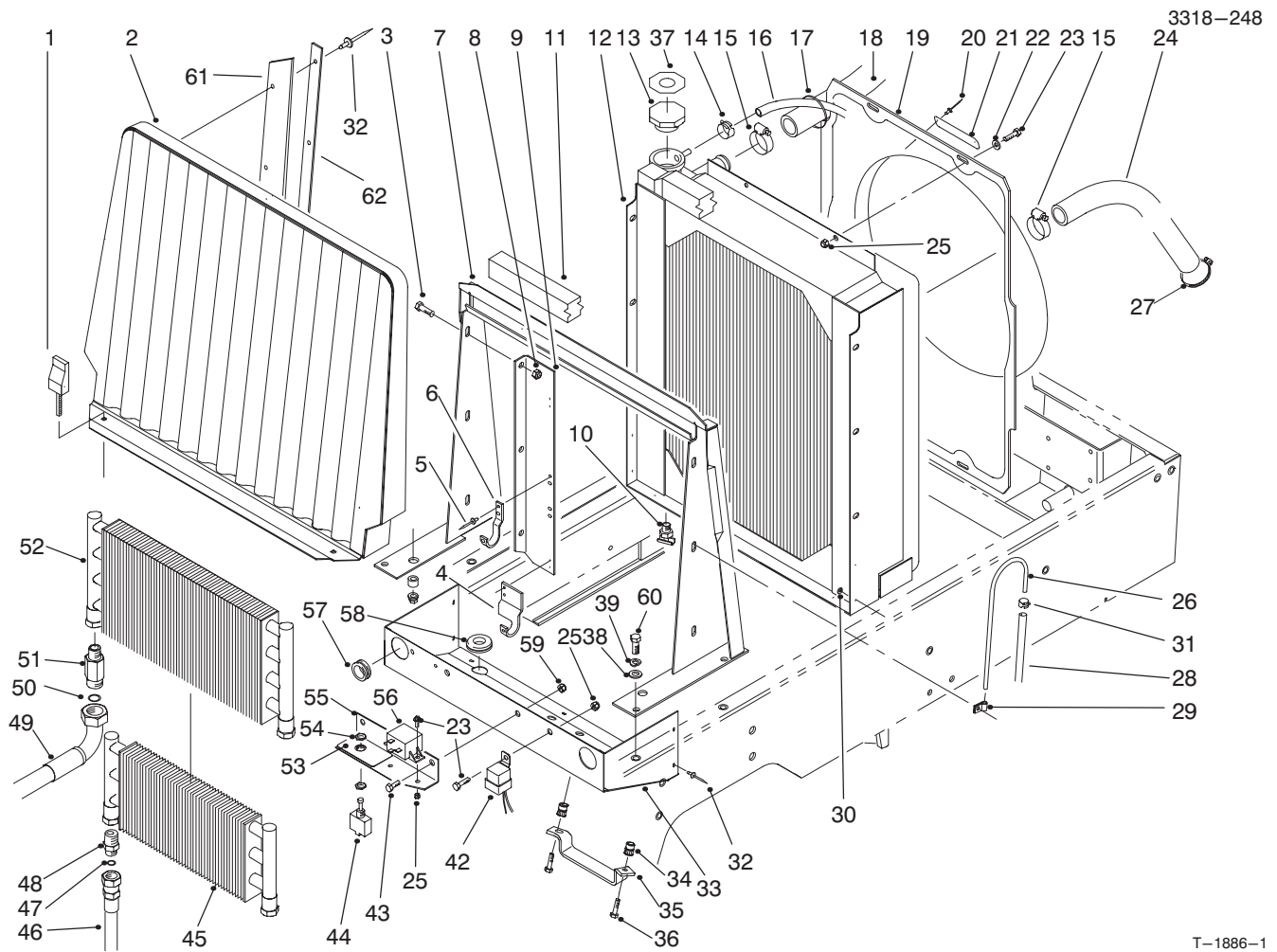
T-1935-1

HYDRAULIC PUMP NO. 93-1376

Ref. No.	Part No.	Description	No. Used
1		Ring - Retaining	1
2		Seal - Shaft	1
3		Flange	1
4	93-4278	Pin - Dowel	4
5		Housing	1
6		O-Ring	2
7		Gear - Idler	1
8		Gear - Drive	1
9	93-4280	Coupling	2
10		Bearing	2
11		E-Seal	2
12		Ring - Backup	2
13	93-4279	Plate - Distance	2
14		Housing	1
15		Gear - Idler	1
16		Gear - Idler	1
17	93-4283	Bolt	4

Ref. No.	Part No.	Description	No. Used
18	93-4282	Block - Valve	1
19	93-4277	Kit - Valve	1
20		Gear - Idler	1
21		Housing	1
22	93-4281	Pin - Dowel	4
*	93-4268	Kit - Flange (Incl. Ref. #1-3)	1
*	93-4269	Kit - Housing, Section 1 (Incl. Ref. #6, 7, 10-12, 14 & 15)	1
*	93-4270	Kit - Housing, Section 2 (Incl. Ref. #5-8, & 10-12)	1
*	93-4271	Kit - Housing, Section 3 (Incl. Ref. #6, 10-12, 16, & 20-21)	1
*	93-4272	Kit - Individual Pieces (Incl. Ref. #2, 6, 11, & 12)	1

*Not Illustrated



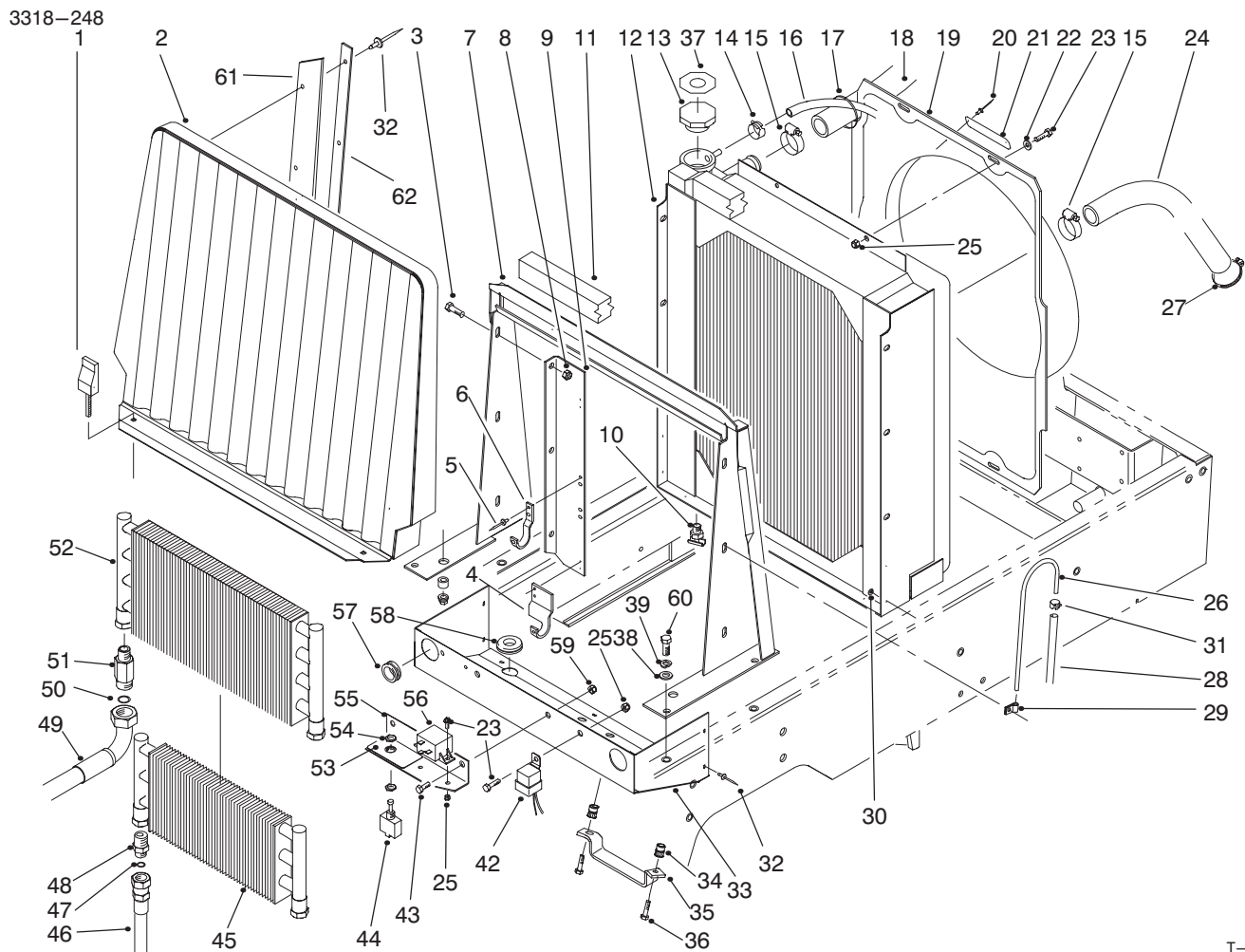
T-1886-1

RADIATOR ASSEMBLY

Ref. No.	Part No.	Description	No. Used
1	93-1374	Latch - Swell	2
2	93-0032	Hsg. W.A. - Front Screen	1
3	3234-5	Screw - Whiz Lock	6
4	93-0090	Bracket - Mount RH, Cooler	1
*	93-0089	Bracket - Mount LH, Cooler	1
5	3269-15	Rivet - Pop	8
6	75-0930	Hook - Oil Cooler	4
7	93-0038	Support W.A. - Radiator	1
8	32128-20	Nut - Whiz	6
9	93-0030	Asm. - Cooler Mount R.H. (Incl. Ref. #4-6)	1
*	93-0071	Asm. - Cooler Mount L.H. (Incl. Ref. #*4-6)	1
10	304-46	Drain - Radiator	1
11	93-0005	Strip - Foam, Top	1
12	93-0020	Radiator	1
13	66-3240	Cap - Radiator	1
14	92-2379	Clamp - Hose	2
15	2412-34	Clamp - Hose	2
16	75-2851	Hose - Expansion Tank	1
17	3290-378	Tie - Cable	1
18	93-0023	Hose - Radiator Upper	1
19	93-0022	Shroud - Fan	1
20	3290-271	Rivet - Pop	2

Ref. No.	Part No.	Description	No. Used
21	76-8750	Plate - Caution	1
*	93-6681	Plate - Caution (Europe)	1
22	3256-22	Washer - Flat	4
23	321-4	Screw - Cap Hex. Hd.	7
24	93-0024	Hose - Radiator Lower	1
25	3296-42	Nut - Lock	7
26	66-3180	Tube - Vent	1
27	2412-3	Clamp - Hose	2
28	75-4701	Hose - Fuel Vent	1
29	2412-103	Clamp - R	2
30	3269-10	Washer - Back-up	7
31	2412-108	Clamp - Hose	1
32	3269-13	Rivet - Pop	17
33	93-0025	Shield W.A. - Radiator	1
34	32148-7	Nut - Clinch	2
35	93-3626	Bracket - Hose	1
36	322-4	Screw - Cap Hex. Hd.	2
37	93-7840	Decal - Radiator Cap (Europe)	1
38	3256-23	Washer - Flat	4
39	3253-4	Washer - Lock	4
42	63-7590	Relay - Starter	1
43	322-2	Screw - Cap Hex. Hd.	2
44	75-1020	Switch - Backlap (Incl. Ref. #54)	1

*Not Illustrated



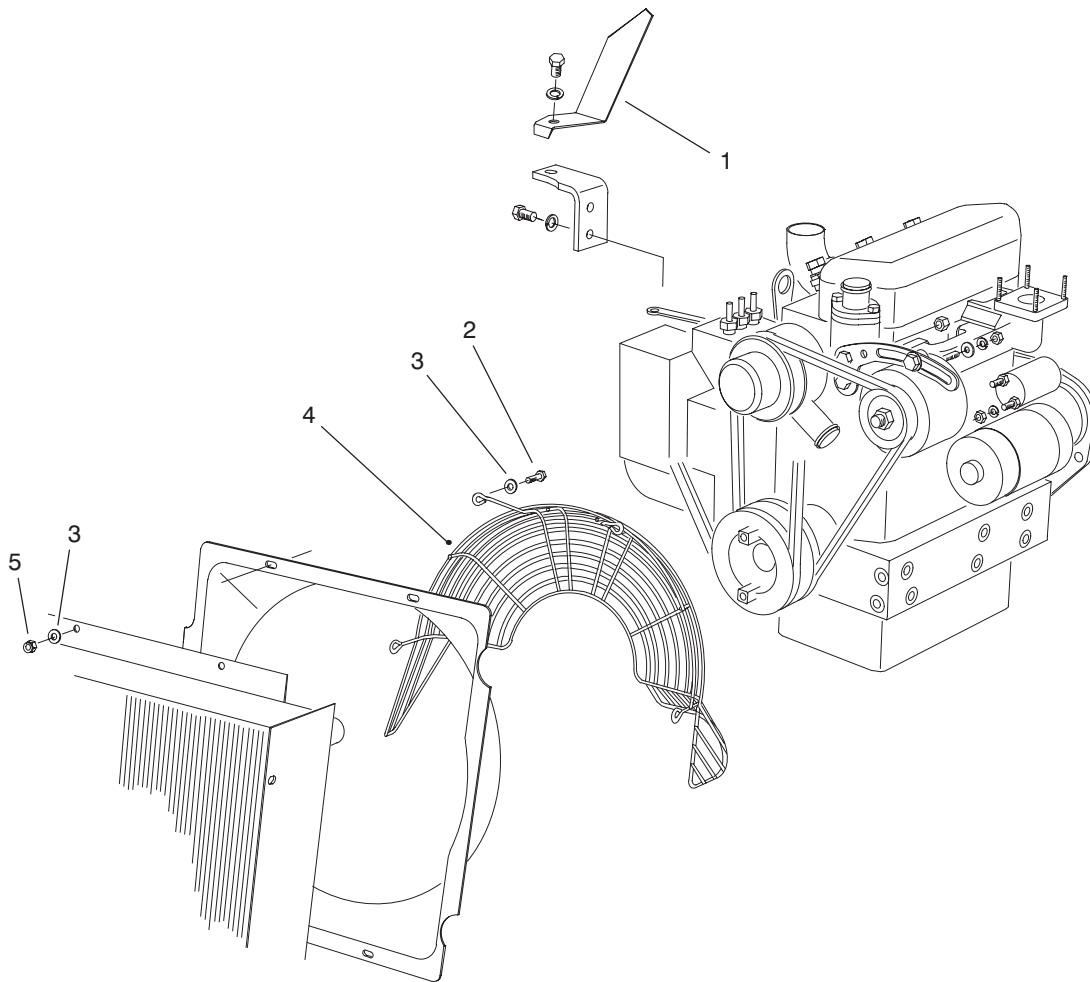
T-1886-1

RADIATOR ASSEMBLY (Continued)

Ref. No.	Part No.	Description	No. Used
45	24-0760	Exchanger - Heat	1
46	93-0076	Hose - Trans. to Cooler	1
*	93-0075	Hose - Trans. to Cooler	1
47	237-22	O-Ring	2
48	340-124	Fitting - Straight	2
49	93-0077	Hose - Cooler, R.H.	1
*	93-0078	Hose - Cooler, L.H.	1
50	237-65	O-Ring	2
51	92-4999	Fitting - Hydraulic 90° (Incl. Ref. #50)	2
52	75-1040	Cooler - Oil	1

Ref. No.	Part No.	Description	No. Used
53	75-0750	Decal - Backlap	1
*	93-6684	Decal - Backlap (Europe)	1
*	84-3260	Decal - Backlap (Japan)	1
54	218-498	Nut - Lock	2
55	75-3390	Bracket - Backlap	1
56	66-8800	Relay - Glow Plug	1
57	240-3	Grommet	2
58	93-0082	Grommet	2
59	3296-29	Nut - Lock	2
60	322-5	Screw - Cap Hex. Hd.	4

*Not Illustrated

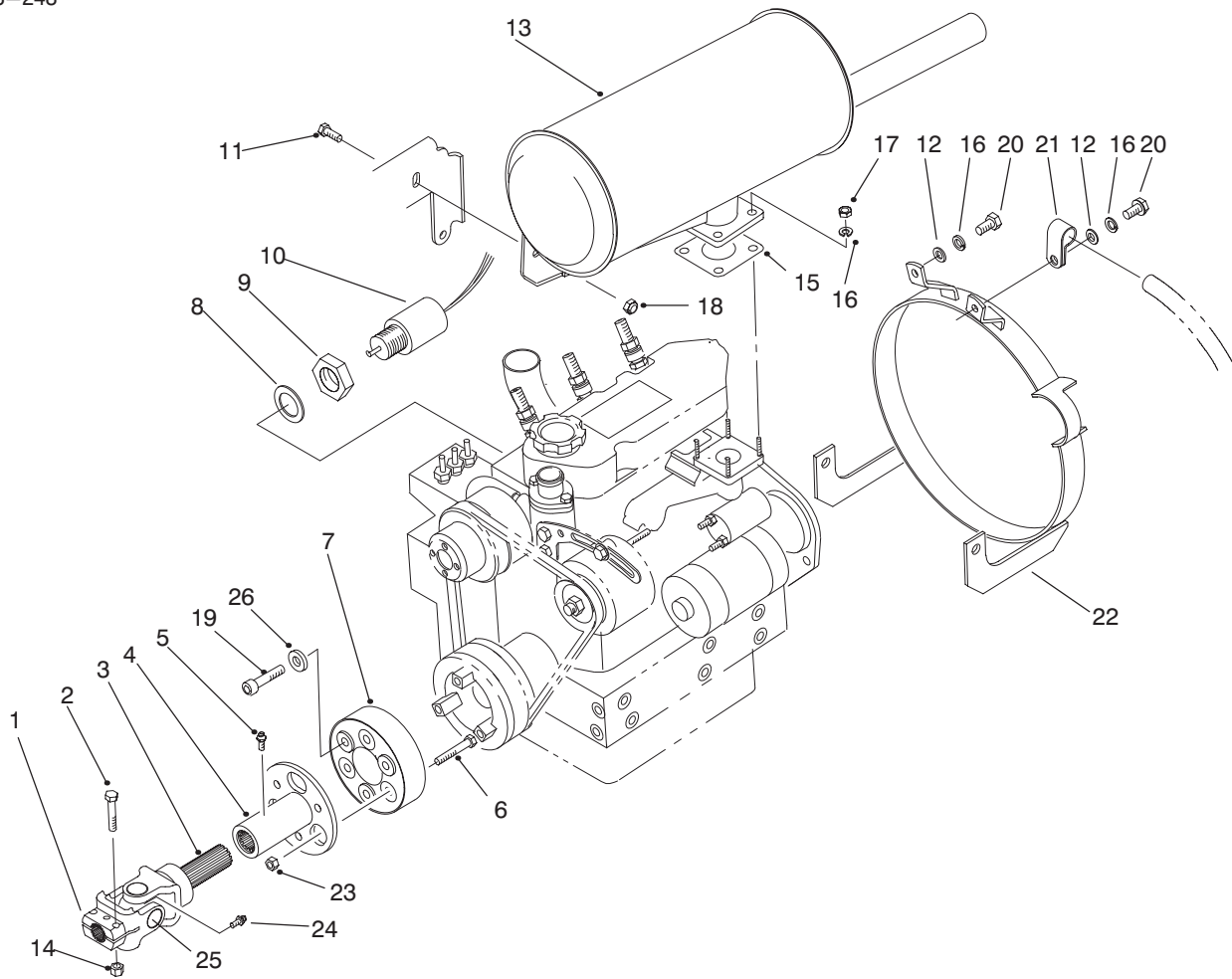


T-2016-1

FAN GUARD & FLYWHEEL SHIELD ASSEMBLY (Europe)

Ref. No.	Part No.	Description	No. Used
1	93-9933	Shield - Flywheel	1
2	321-6	Screw - Cap Hex. Hd.	4
3	3256-22	Washer - Flat	8

Ref. No.	Part No.	Description	No. Used
4	93-7182	Guard - Fan	1
5	3296-42	Nut - Lock	4



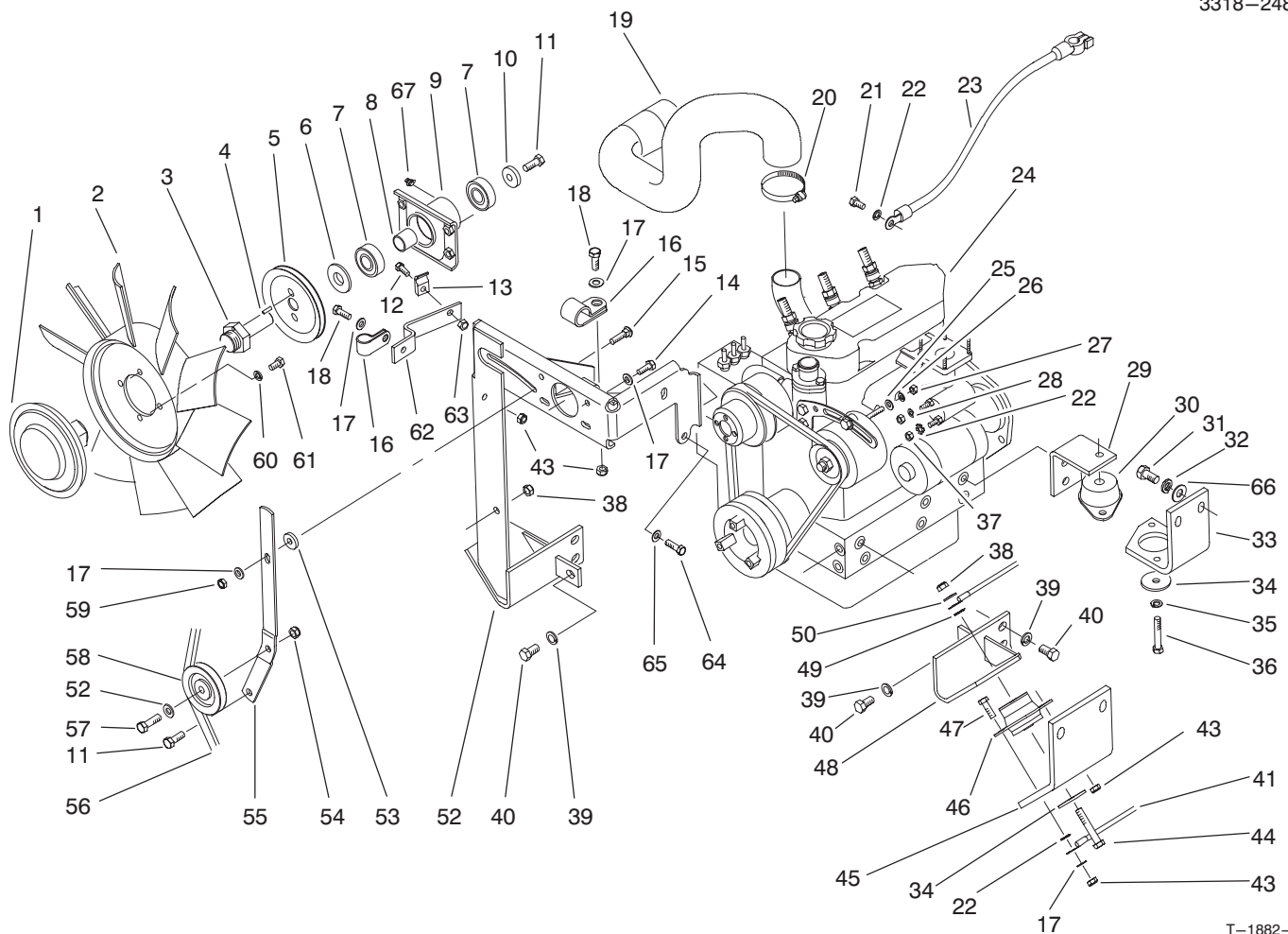
T-1883-2

MUFFLER & PUMP DRIVE ASSEMBLY

Ref. No.	Part No.	Description	No. Used
1	54-9040	Yoke - End	1
2	322-9	Screw - Cap Hex. Hd.	2
3	93-0047	Yoke - Shaft	1
4	93-0045	Yoke - Slip Tube	1
5	302-5	Fitting - Grease	1
6	66-9303	Screw - Cap Hex. Hd.	3
7	86-3040	Coupling - Driveshaft	1
8	43-2740	Gasket	1
9	43-2750	Nut - Lock	1
10	63-7440	Solenoid - Stop	1
11	3234-17	Screw - Cap Hex. Hd.	1
12	3256-70	Washer - Flat	2
13	93-0044	Muffler	1
*	75-6880	Screen - Spark Arrester (Optional)	1

Ref. No.	Part No.	Description	No. Used
14	3296-29	Nut - Lock	2
15	93-3423	Gasket - Muffler	1
16	42-9850	Washer - Lock	6
17	48-7930	Nut - Lock	4
18	32128-20	Nut - Flange Head	1
19	93-9323	Screw - Cap Socket Hd.	3
20	48-7710	Screw - Cap Hex. Hd.	2
21	2412-81	Clamp - R	1
22	93-3644	Guard - Flywheel	1
23	3296-44	Nut - Lock	3
24	62-3820	Fitting - Grease	1
25	54-9180	Kit - U-Joint	1
26	3256-38	Washer - Flat	3
*	93-0047	Assembly - U-Joint (Incl. Ref. 1, 3, & 24-25)	1

*Not Illustrated



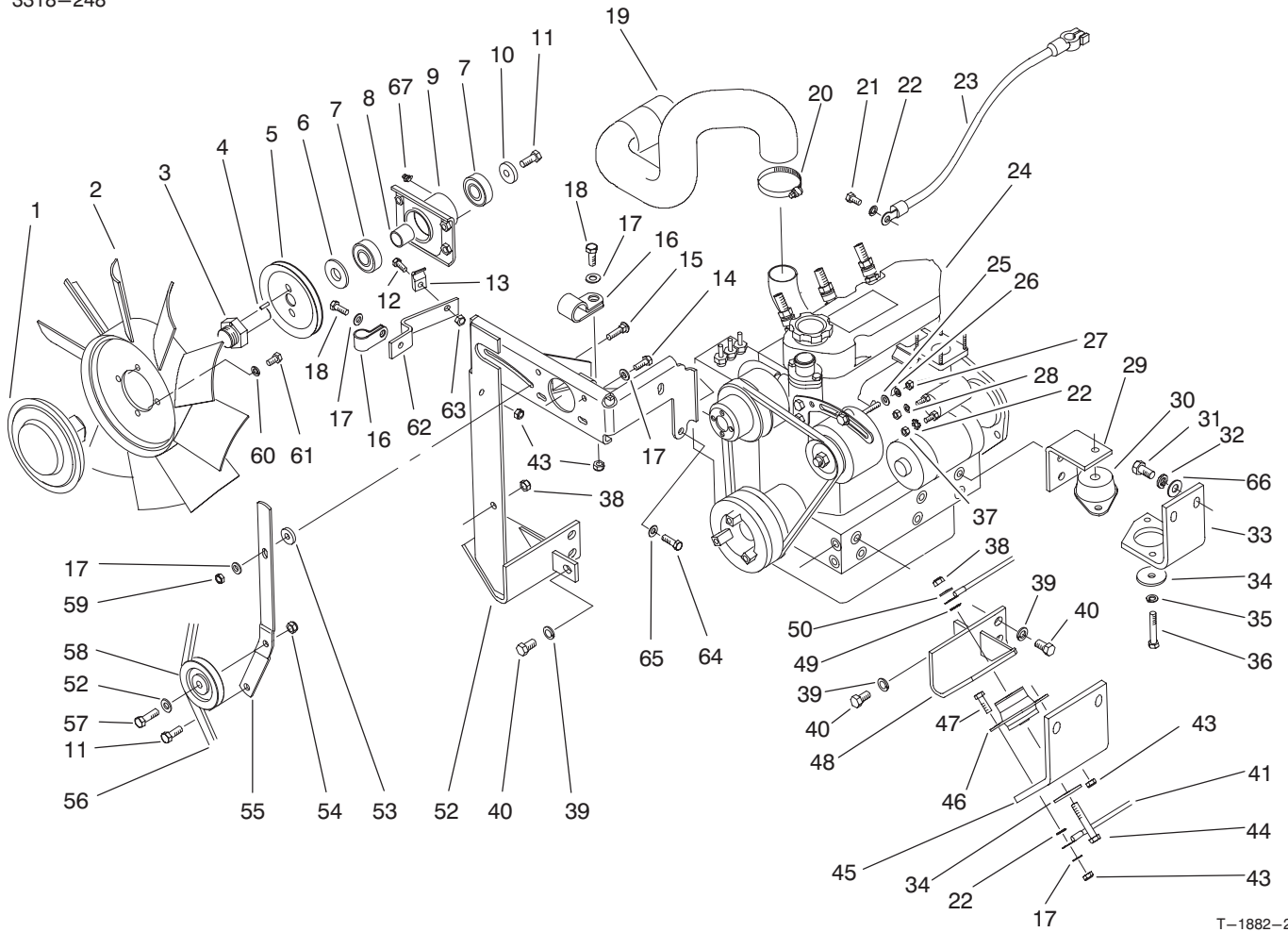
T-1882-1

ENGINE INSTALLATION ASSEMBLY

Ref. No.	Part No.	Description	No. Used
1	74-5520	Clutch -- Fan	1
2	75-3780	Fan	1
3	75-6380	Shaft -- Fan	1
4	32121-2	Pin -- Roll	2
5	75-6390	Pulley -- Fan	1
6	47-0110	Spacer -- Spindle	1
7	251-318	Bearing -- Ball	2
8	75-5310	Spacer -- Bearing	1
9	75-4450	Hub -- Fan Drive	1
10	67-1630	Spacer -- Fan	2
11	323-6	Screw -- Cap Hex. Hd.	1
12	321-4	Screw -- Cap Hex. Hd.	1
13	3-6657	Clamp -- Cable	1
14	322-3	Screw -- Cap Hex. Hd.	4
15	3230-2	Bolt -- Carriage	1
16	2412-4	Clamp	2
17	3256-23	Washer -- Flat	6
18	322-4	Screw -- Cap Hex. Hd.	2
19	93-0048	Hose -- Air Cleaner	1
20	2412-92	Clamp -- Hose	1
21	48-7700	Screw -- Cap Hex. Hd.	1
22	3255-8	Washer -- Lock	2
23	75-1360	Cable -- Battery (Ground)	1
24	93-0049	Assembly -- Engine	1
25	3256-78	Washer -- Flat	1

Ref. No.	Part No.	Description	No. Used
26	43-5930	Washer -- Lock	1
27	48-7890	Nut -- Hex.	1
28	42-9850	Washer -- Lock	2
29	93-0050	Bracket -- Engine L.H. Rear	1
*	93-0063	Bracket -- Engine R.H. Rear	1
30	93-0092	Mount -- Rubber, Rear	2
31	325-4	Screw -- Cap Hex. Hd.	8
32	3253-7	Washer -- Lock	8
33	93-0093	Bracket -- Eng. Left Rear	1
*	93-3621	Bracket -- Eng. Right Rear	1
34	63-7400	Washer -- Flat	4
35	3253-21	Washer -- Lock	1
36	323-12	Screw -- Cap Hex. Hd.	1
37	57-6390	Nut -- Lock	2
38	3296-39	Nut -- Lock	4
39	48-8070	Washer -- Lock	10
40	42-9250	Screw -- Cap Hex. Hd.	8
41	70-8220	Cable -- Ground	1
43	3296-29	Nut -- Lock	10
44	323-14	Screw -- Cap Hex. Hd.	3
45	93-0095	Bracket -- Eng. Front	2
46	53-9680	Mount -- Engine	2
47	322-6	Screw -- Cap Hex. Hd.	8
48	93-0051	Bracket -- Engine L.H. Front	1
49	3255-9	Washer -- Lock E.T.L.W.	1

*Not Illustrated

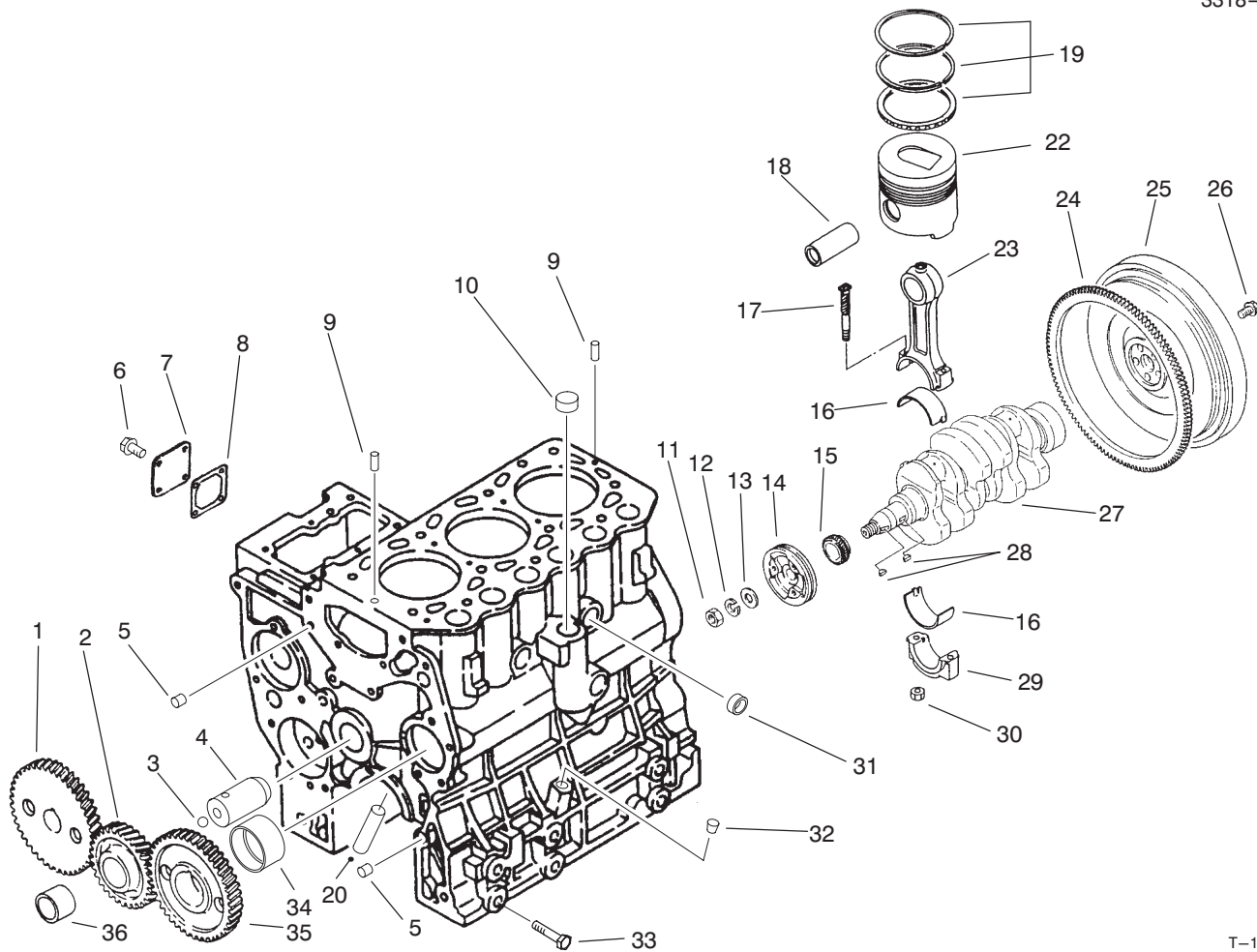


T-1882-2

ENGINE INSTALLATION ASSEMBLY (Continued)

Ref. No.	Part No.	Description	No. Used
50	3256-24	Washer - Flat	4
52	93-0054	Bracket W.A. - Fan	1
53	27-9560	Spacer	1
54	3296-59	Nut - Lock	1
55	93-0043	Bracket - Fan Idler	1
56	93-0062	Belt - V	1
57	323-7	Screw - Cap Hex. Hd.	1
58	63-8140	Pulley - Idler	1
59	32149-1	Nut - Lock	1

Ref. No.	Part No.	Description	No. Used
60	3253-4	Washer - Lock	4
61	322-2	Screw - Cap Hex. Hd.	4
62	93-0074	Support - Cable	1
63	3296-42	Nut - Lock	1
64	42-9300	Screw - Cap Hex. Hd.	1
65	42-9600	Washer - Lock	1
66	3256-40	Washer - Flat	2
67	302-10	Fitting - Grease 45°	1



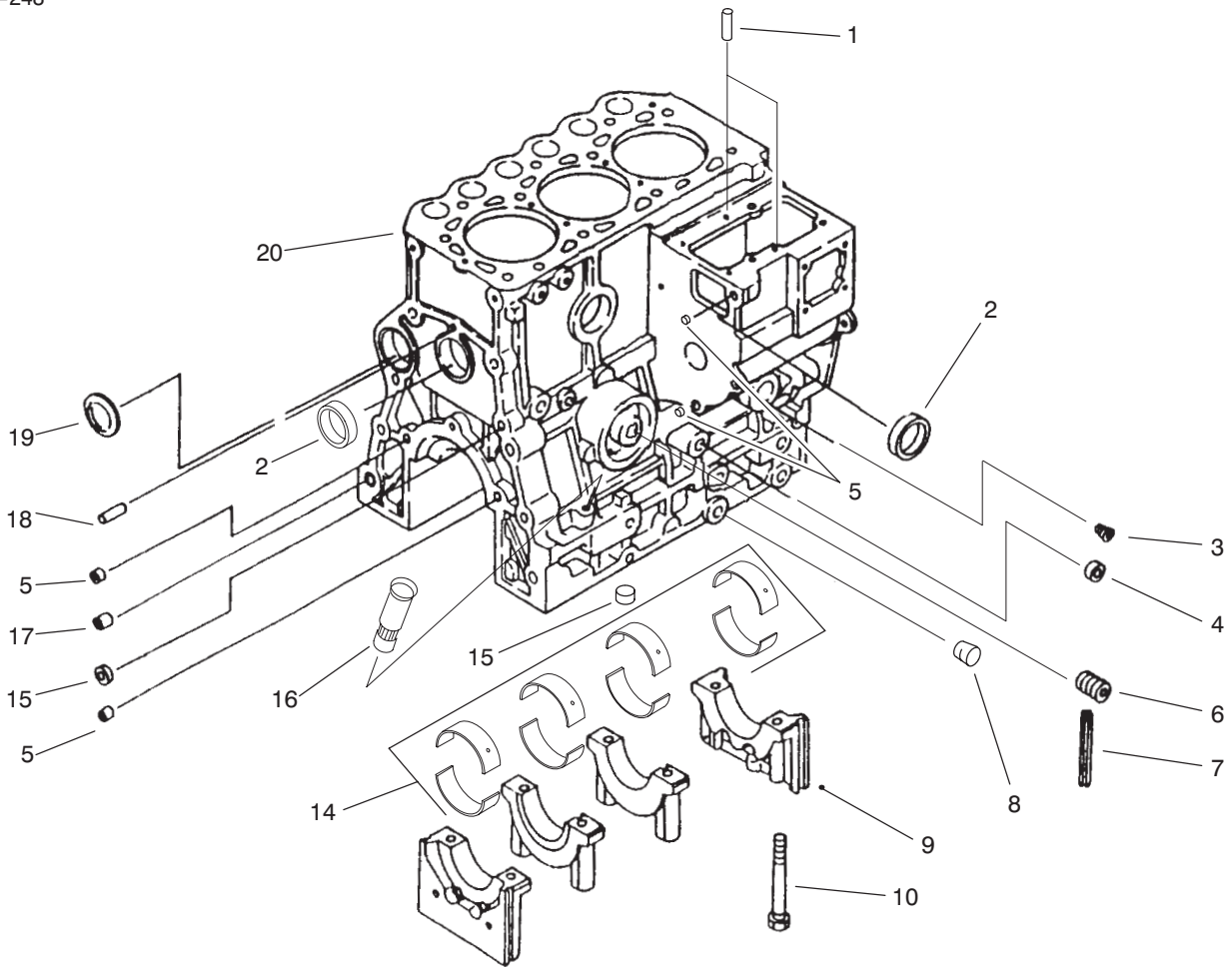
T-1892-1

TIMING GEAR, PISTON, FLYWHEEL & CRANKSHAFT

Ref. No.	Part No.	Description	No. Used
1	93-3351	Gear - Pump, Injection	1
2	93-3352	Assembly - Idler, Gear (Incl. Ref. #36)	1
3	93-3364	Ball - Steel	1
4	93-3363	Assembly - Shaft, Idler (Incl. Ref. #3)	1
5	42-7190	Bushing	2
6	42-9440	Bolt W/Washer	4
7	93-3360	Cover	1
8	93-3361	Gasket - Cover	1
9	93-3365	Pin - Dowel	2
10	93-3366	Cap - Sealing	1
11	93-3356	Nut	1
12	93-3355	Washer - Spring	1
13	42-9810	Washer - Plain	1
14	93-3357	Pulley - Crankshaft	1
15	93-3359	Gear - Crankshaft	1
16	93-3370	Bearing - Con-Rod	6
17	93-3373	Bolt - Connecting	6
18	93-3374	Pin - Piston	3
19	93-3375	Ring Set - Piston	3
20	93-3596	Pipe - Oil Inlet	3

Ref. No.	Part No.	Description	No. Used
22	93-3376	Piston - Std.	3
*	93-3377	Piston - O.S. 0.25	3
*	93-3378	Piston - O.S. 0.50	3
23	93-3371	Asm. - Rod, Connecting (Incl. Ref. #16, 17 & 29-30)	3
24	43-1810	Ring - Gear	1
25	93-3358	Assembly - Sub, Flywheel (Incl. Ref. #24)	1
26	54-8670	Bolt	4
27	93-3354	Crankshaft	1
28	42-7730	Key - Woodruff	2
29		Cap - Rod, Connecting	3
30	93-3372	Nut	6
31	93-3369	Cap - Sealing	2
32	93-3367	Plug - Taper	1
33	93-3368	Bolt	4
34	93-3362	Bushing - Camshaft	1
35	93-3350	Gear - Camshaft	1
36	93-3353	Bushing - Idler	1
*	93-3379	Set - Ring, Piston O.S. 0.25	3
*	93-3380	Set - Ring, Piston O.S. 0.50	3

*Not Illustrated



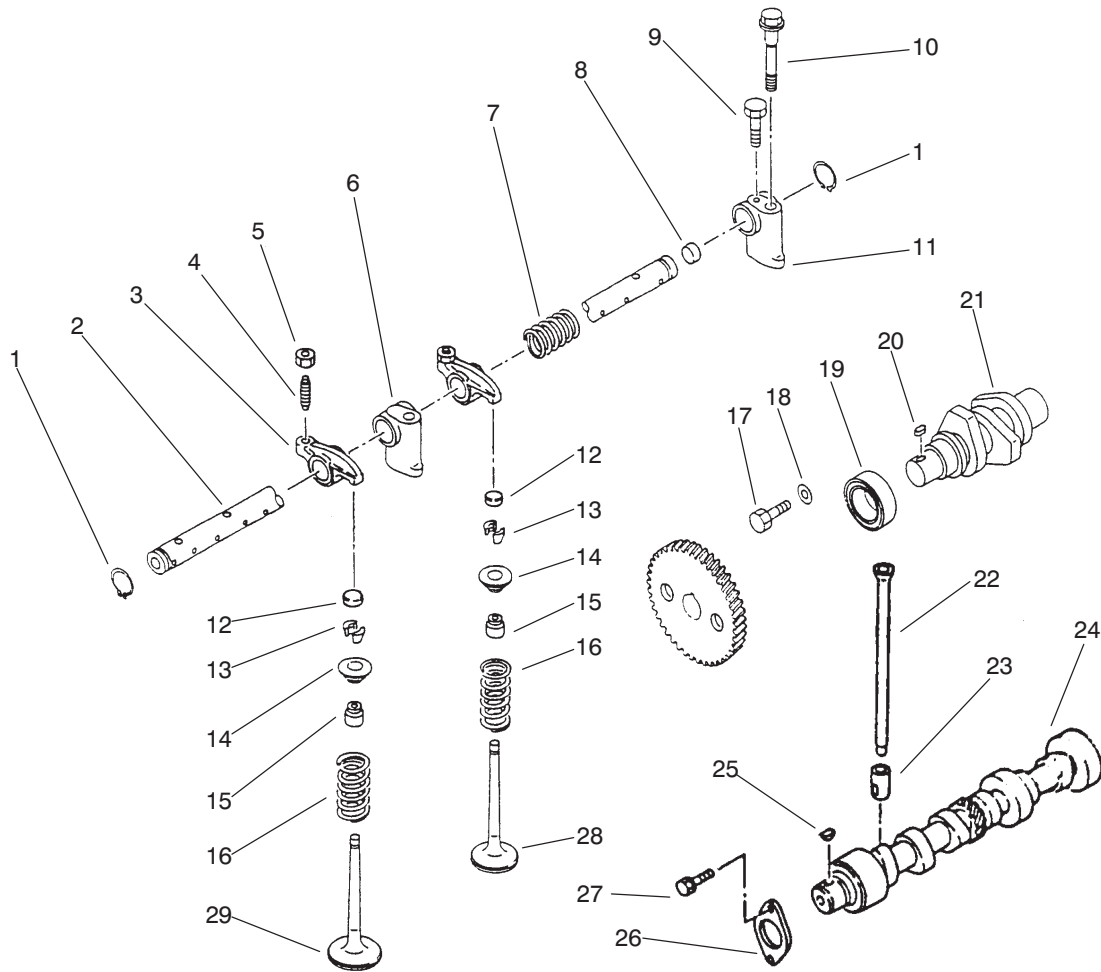
T-1893-1

CYLINDER BLOCK AND BEARING ASSEMBLY

Ref. No.	Part No.	Description	No. Used
1	56-0220	Pin - Dowel	2
2	93-3381	Cap - Sealing	2
3	67-2570	Plug - Taper	1
4	93-3382	Cap - Sealing	1
5	42-7180	Bushing	4
6	56-1230	Shaft	1
7	93-3383	Seal - Side	4
8	56-0100	Plug - Taper	1
9	93-3385	Cap - Metal	1
10	42-9210	Bolt - Cap, Bearing	8

Ref. No.	Part No.	Description	No. Used
14	93-3387	Bearing - Set Std.	1
*	93-3597	Bearing - Set U.S. 0.25 mm	1
*	93-3388	Bearing - Set U.S. 0.50 mm	1
*	93-3389	Bearing - Set U.S. 0.75 mm	1
15	93-3386	Cap - Sealing	3
16	72-6950	Retainer	1
17	42-7200	Bushing	1
18	42-7160	Pin - Dowel	1
19	42-7170	Plug - Expansion	1
20	93-3384	Cylinder Block Assembly (Incl. Ref. # 2, 9, & 10. Also #31, 32, & 34 on Page 36)	1

*Not Illustrated



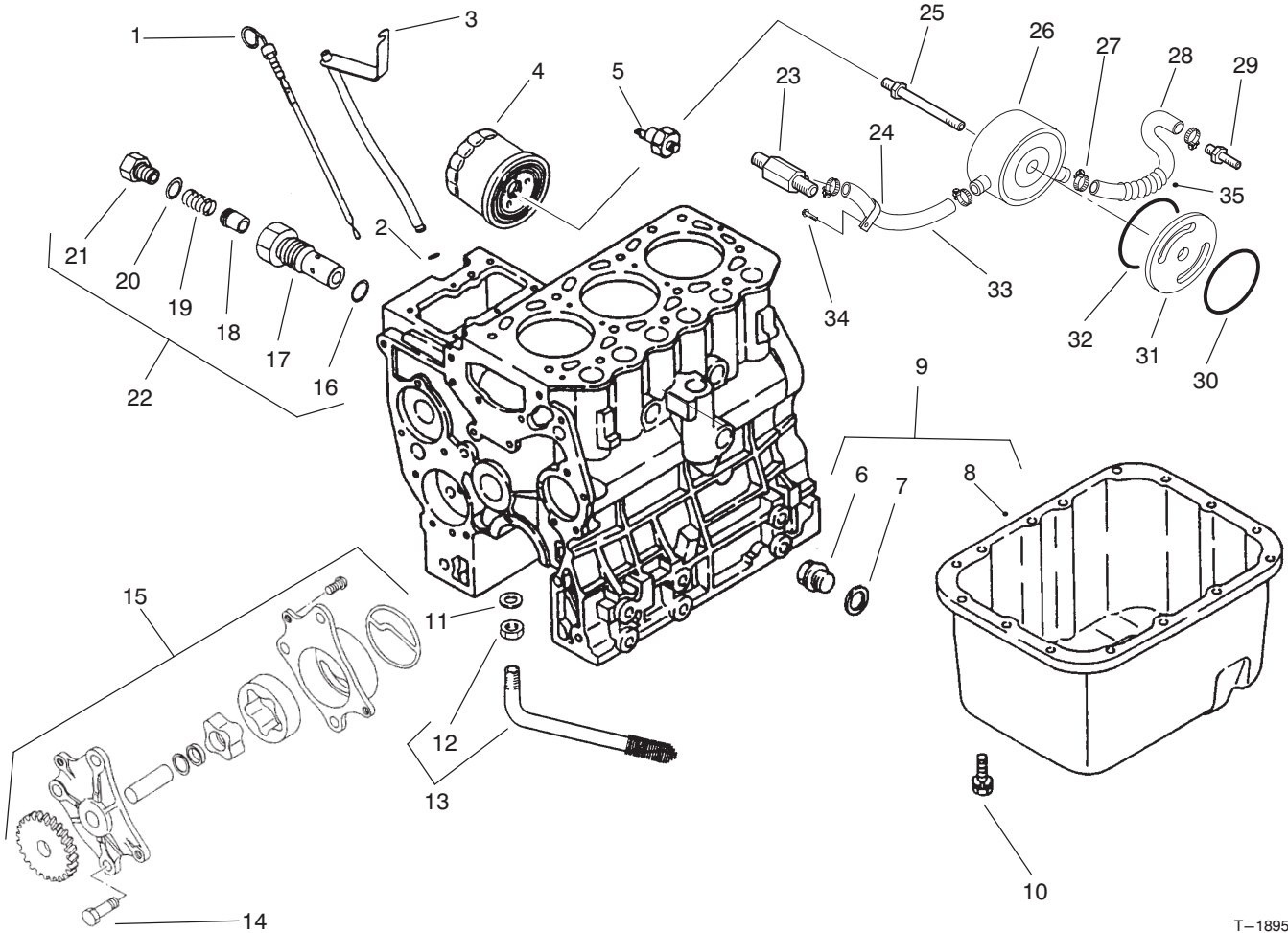
T-1894-1

VALVE, CAMSHAFT AND ROCKER ASSEMBLY

Ref. No.	Part No.	Description	No. Used
1	42-7990	Ring - Snap	2
2		Shaft - Rocker	1
3		Rocker	6
4	93-3401	Screw - Rocker	6
5	70-2970	Nut - Jam	6
6	93-3403	Bracket - Shaft, Rocker	2
7	93-3406	Spring - Rocker	2
8	93-3405	Cap - Sealing	2
9	93-3399	Bolt	1
10	93-3407	Bolt - Bracket, Rocker	3
11	93-3402	Bracket, Shaft, Rocker	1
12	93-3397	Cap - Valve	6
13	42-7860	Seal	6
14	67-3100	Retainer	6
15	92-1961	Seal	6
16	93-3396	Spring - Valve	6
17	93-3410	Bolt W/Washer	1
18	42-9820	Washer	1

Ref. No.	Part No.	Description	No. Used
19	93-3409	Bearing	1
20	42-7840	Key - Sunk	1
21	93-3408	Shaft - Pump, Fuel Inject.	1
22	93-3411	Rod - Push	6
23	42-7890	Tappet	6
24	93-3412	Camshaft	1
25	42-7730	key - Woodruff	1
26	60-7390	Plate - Thrust	1
27	67-2340	Bolt W/Washer	2
28	93-3395	Valve - Exhaust	3
29	93-3394	Valve - Inlet	3
*	93-3398	Asm. - Rocker & Shaft (Incl. Ref. #1-11)	1
*	93-3404	Assembly - Shaft (Incl. Ref. #2 & 8)	1
*	93-3400	Assembly - Rocker (Incl. Ref. #3-5)	1

*Not Illustrated



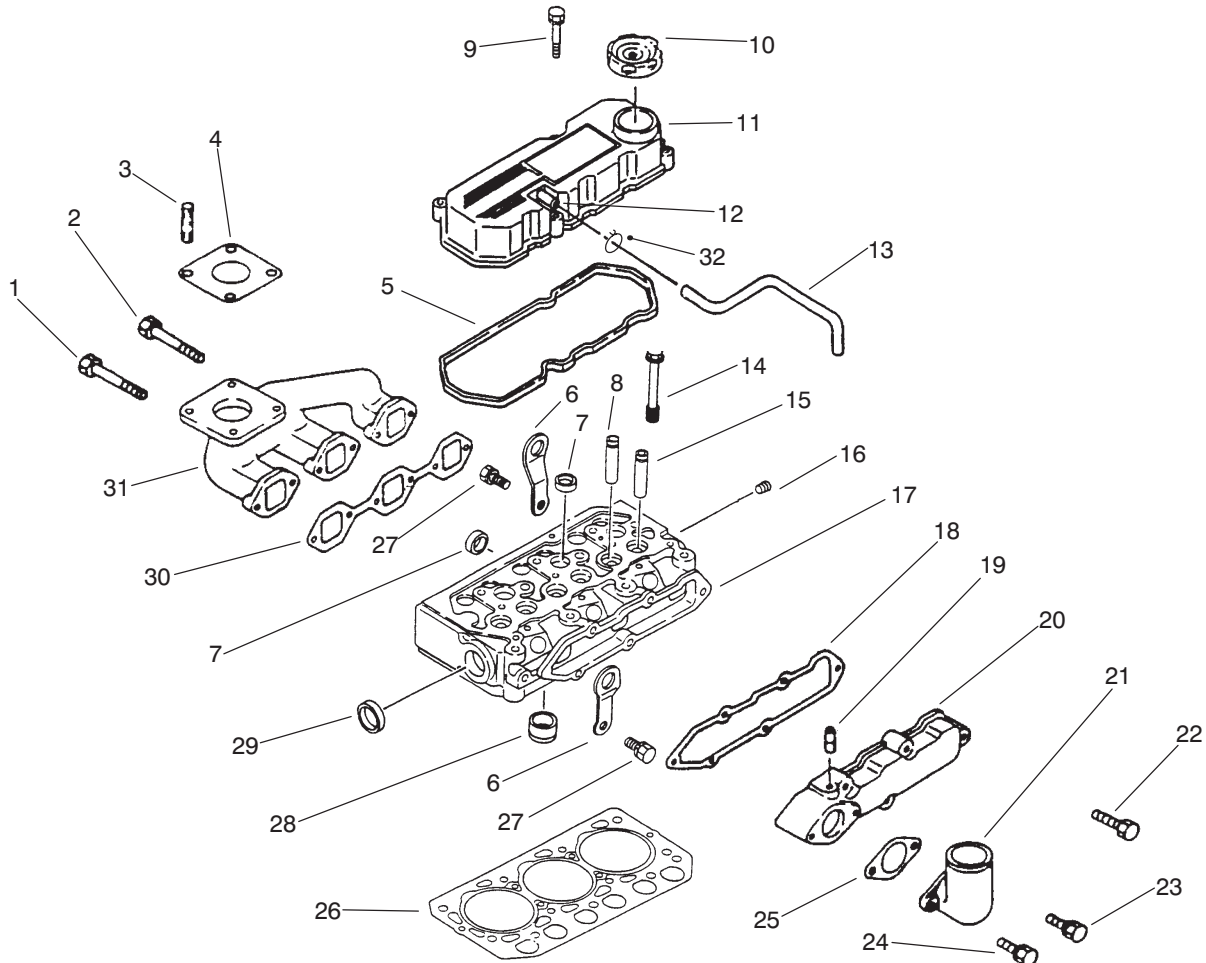
T-1895-1

OIL PAN, PUMP RELIEF VALVE

Ref. No.	Part No.	Description	No. Used
1	93-3418	Gauge – Level, Oil	1
2	42-8830	O-Ring	1
3	93-7013	Guide – Gauge, Oil Level	1
4	93-4295	Assembly – Filter, Oil	1
5	56-1310	Switch – Oil	1
6	92-1920	Plug – Drain	1
7	92-1921	Gasket – Plug, Drain	1
8		Pan – Oil	1
9	93-3422	Assembly – Pan, Oil (Incl. Ref. #6 – 8)	1
10	67-2340	Bolt W/Washer	15
11	93-3414	Gasket	1
12	48-1990	Nut – Jam	1
13	93-3413	Assembly – Strainer (Incl. Ref. #12)	1
14	93-3421	Bolt	3
15	93-3420	Assembly – Pump, Oil	1
16	93-3417	Gasket	1
17	93-3416	Housing	1
18	67-2500	Plunger	1

Ref. No.	Part No.	Description	No. Used
19	42-8930	Spring	1
20	42-7290	Gasket	1
21	67-2520	Plug	1
22	93-3415	Assembly – Valve, Relief (Incl. Ref. #16-21)	1
23	93-4291	Fitting – Pump, Water	1
24	93-4296	Clamp-R	1
25	93-4290	Connector – Cooler	1
26	93-4285	Cooler – Oil, Engine	1
27	93-4297	Clamp – Hose	4
28	93-4289	Hose – Cooler, Outlet	1
29	93-4288	Fitting – Block, Engine	1
30	93-4287	O-Ring	1
31	93-4284	Spacer – Cooler, Engine	1
32	93-4286	O-Ring	1
33	93-4294	Hose – Cooler, Inlet	1
34	42-9440	Bolt with Washer	1
35	93-4292	Cover – Spiral Tube	1
*	93-3599	Gasket – Liquid (for Oil Pan)	1

* Not Illustrated.



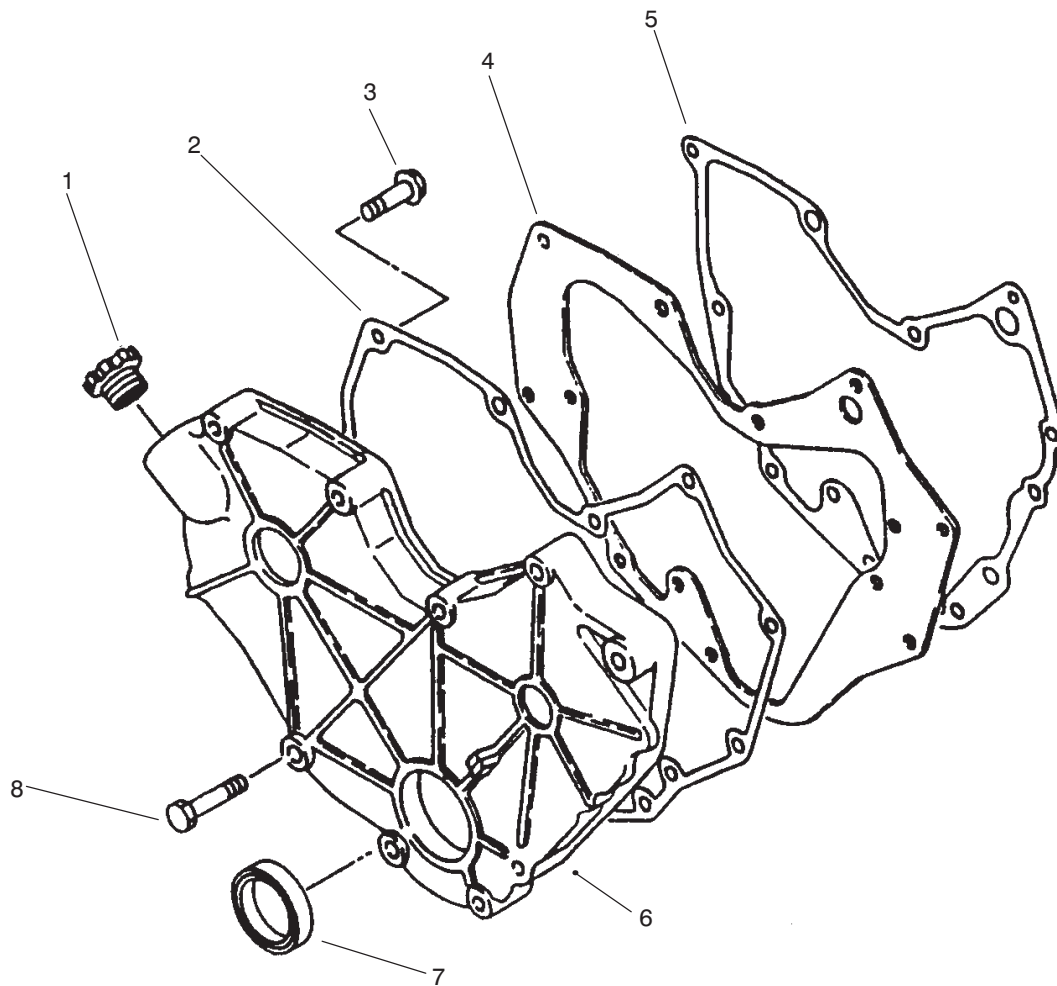
T-1896-1

CYLINDER HEAD, MANIFOLD & COVER ASSEMBLY

Ref. No.	Part No.	Description	No. Used
1	67-4580	Bolt	2
2	60-7280	Bolt	4
3	42-9570	Stud	4
4	93-3423	Gasket	1
5	93-3424	Gasket - Cover, Rocker	1
6	42-7440	Hanger - Engine	2
7	42-7080	Cap - Sealing	5
8	93-3425	Guide - Valve, In	3
9	93-3435	Bolt W/Washer	4
10	42-7420	Cap - Oil	1
11	93-3433	Assy. - Cover, Rocker (Ref. #12)	1
12	42-7510	Pipe	1
13	93-3594	Hose - Breather	1
14	93-3426	Bolt - Head, Cylinder	11
15	93-3427	Guide - Valve	3
16	67-2570	Plug - Taper	1

Ref. No.	Part No.	Description	No. Used
17	93-3428	Cylinder Head Assembly (Ref. #7, 8, 15, 28 & 29)	1
18	93-3434	Gasket - Cover, Inlet	1
19	93-3598	Cap - Sealing	1
20	93-3438	Assy. - Cover, Inlet (Ref. #19)	1
21	93-3440	Pipe - Inlet	1
22	92-2143	Bolt W/Washer	5
23	93-3442	Bolt W/Washer	1
24	93-3443	Bolt W/Washer	1
25	93-3441	Gasket - Pipe, Inlet	1
26	93-3431	Gasket - Head, Cylinder	1
27	93-3432	Bolt W/Washer	2
28	93-3430	Jet - Combustion	3
29	93-3429	Cap - Sealing	1
30	93-3436	Gasket - Exhaust	1
31	93-3437	Asm. - Manifold, Exhaust	1
32	93-3595	Clip - Hose	1

*Not Illustrated

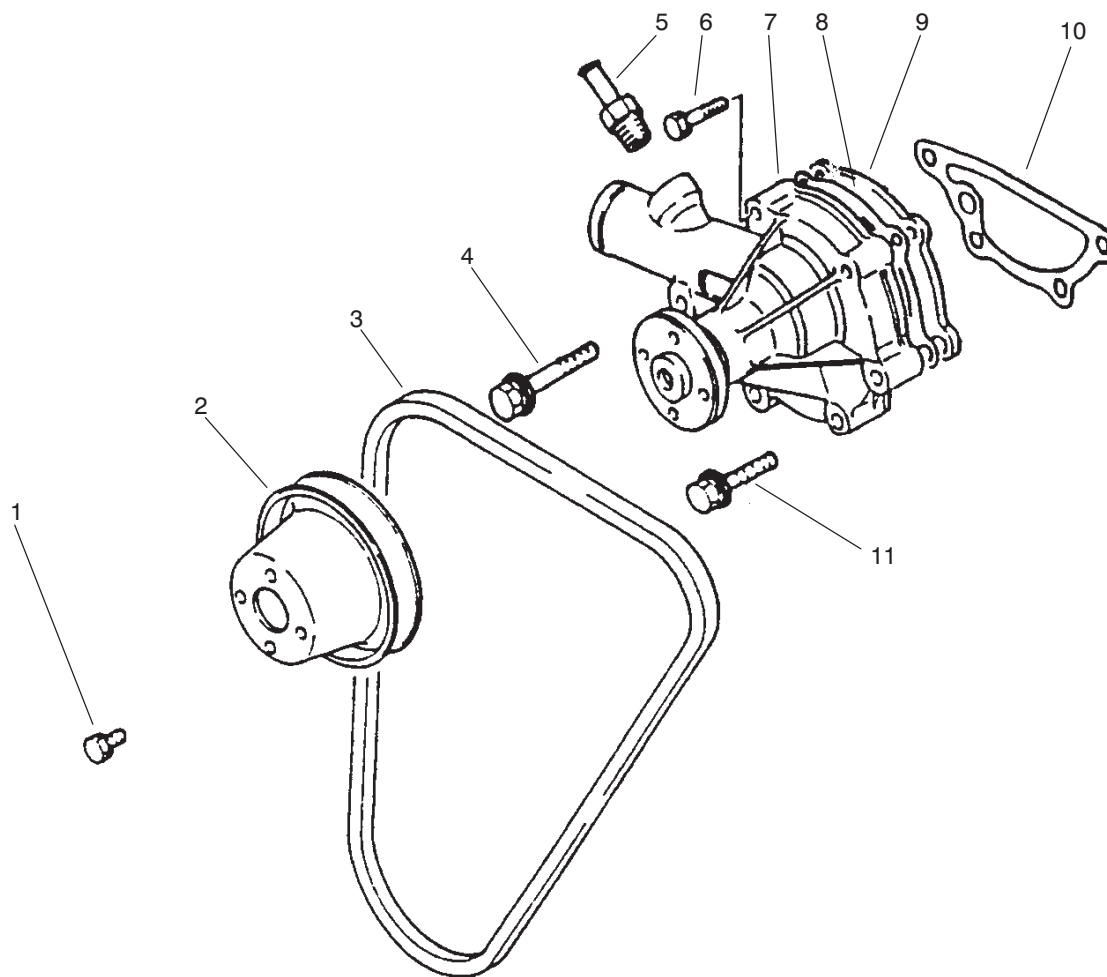


T-1897-1

TIMING GEAR CASE

Ref. No.	Part No.	Description	No. Used
1	93-3444	Cap - Filler	1
2	93-3445	Gasket - Gear	1
3	67-2340	Bolt W/Washer	7
4	93-3446	Plate - Front	1

Ref. No.	Part No.	Description	No. Used
5	93-3447	Gasket - Plate, Front	1
6	93-3448	Case - Gear	1
7	42-7390	Seal - Oil	1
8	93-3449	Bolt	8

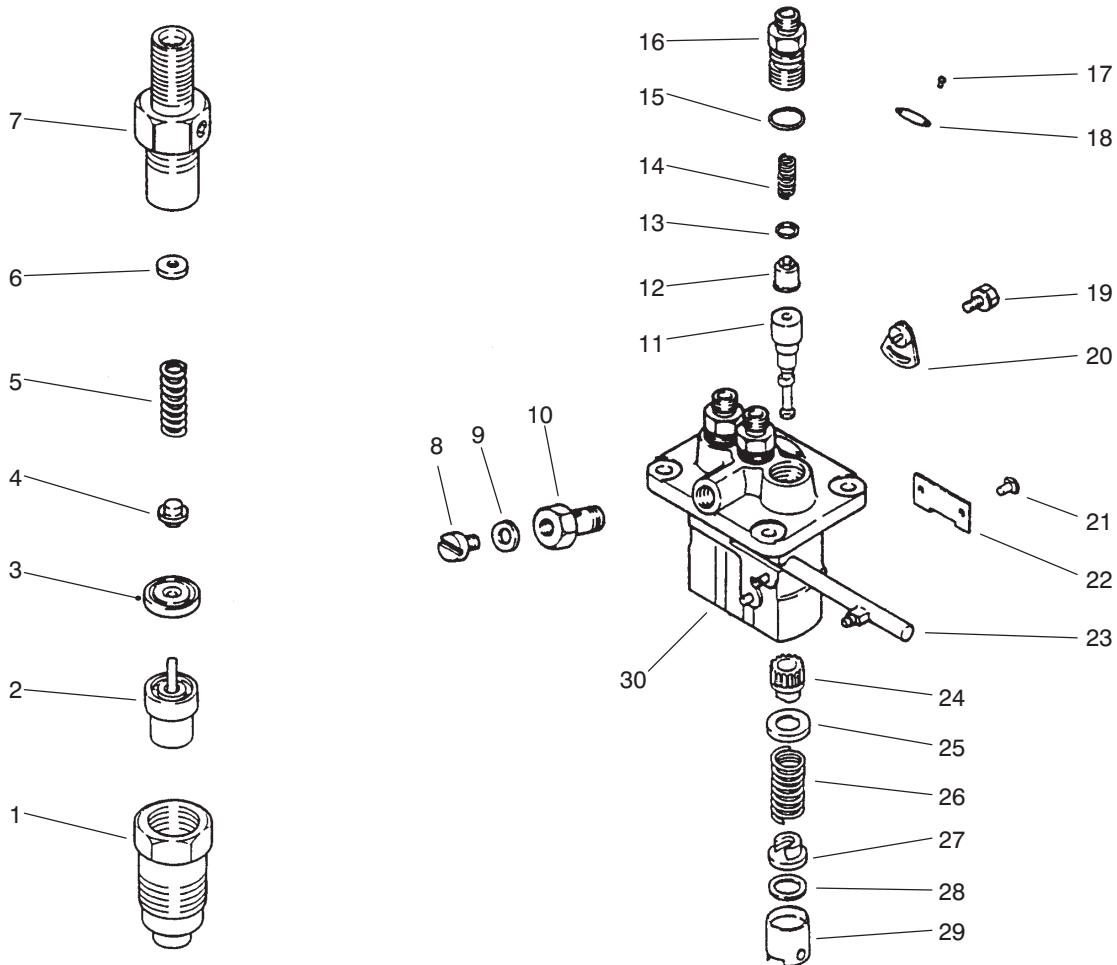


T-1898-1

WATER PUMP ASSEMBLY

Ref. No.	Part No.	Description	No. Used
1	93-3459	Bolt W/Washer	4
2	93-3458	Pulley - Pump, Water	1
3	93-3460	V-Belt	1
4	93-3456	Bolt W/Washer	3
5	93-3452	Joint	1
6	93-3451	Bolt W/Washer	2

Ref. No.	Part No.	Description	No. Used
7	93-3450	Assembly - Pump, Water (Incl. Ref. #5-6 & 8-9)	1
8	93-3453	Gasket	1
9	93-3454	Plate	1
10	93-3455	Gasket - Pump, Water	1
11	93-3457	Bolt W/Washer	1



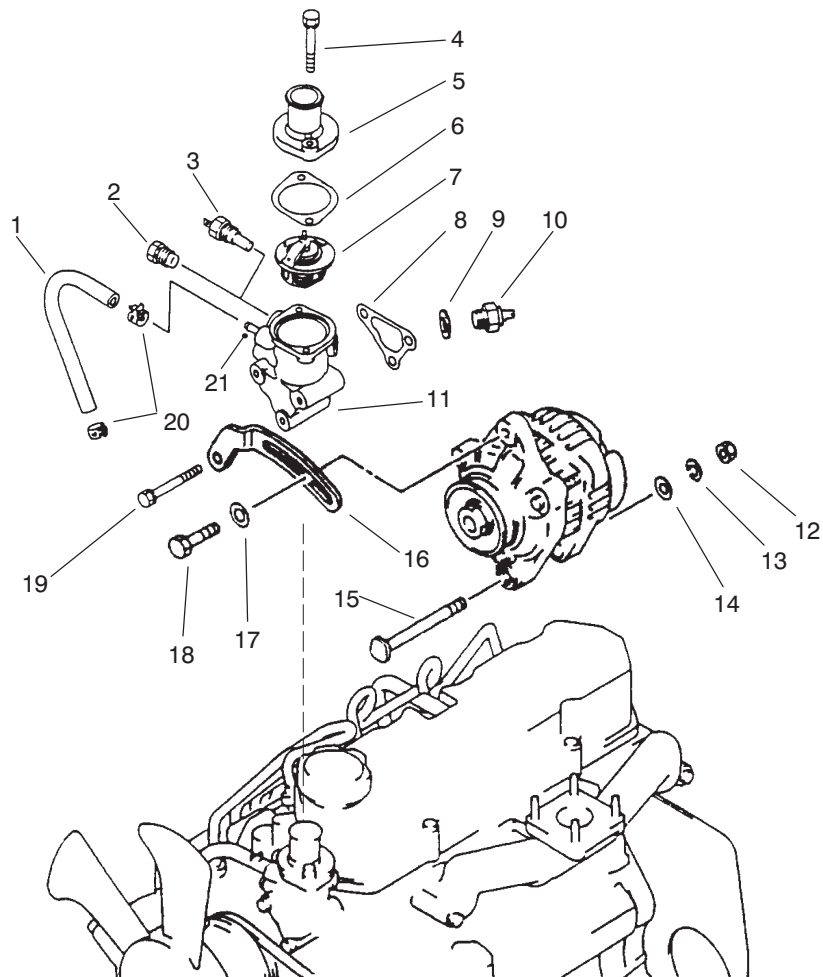
T-1899-1

FUEL INJECTION PUMP ASSEMBLY

Ref. No.	Part No.	Description	No. Used
1	72-0270	Nut - Retaining	3
2	93-3503	Assembly - Nozzle	3
3	72-0280	Piece - Distance	3
4	93-3502	Pin - Pressure	3
5	93-3501	Spring - Pressure	3
6	93-3491	Washer - 1.25 mm	A/R
*	93-3492	Washer - 1.3 mm	A/R
*	93-3493	Washer - 1.35 mm	A/R
*	93-3494	Washer - 1.4 mm	A/R
*	93-3495	Washer - 1.45 mm	A/R
*	93-3496	Washer - 1.5 mm	A/R
*	93-3497	Washer - 1.55 mm	A/R
*	93-3498	Washer - 1.6 mm	A/R
*	93-3499	Washer - 1.65 mm	A/R
*	93-3500	Washer - 1.7 mm	A/R
7	93-3490	Assembly - Sub, Body	3
8	93-3480	Screw - Bleeder, Air	1
9	93-3481	Washer - Union, Pipe	1
10	93-3479	Screw - Hollow	1
11	93-3467	Assembly - Sub, Element	3
12	93-3466	Assembly - Sub, Valve	3
13	93-3465	Gasket - Delivery, Valve	3
14	93-3464	Spring - Delivery, Valve	3
15	93-3474	O-Ring	3
16	93-3463	Holder - Delivery, Valve	3
17	93-3488	Rivet	2

Ref. No.	Part No.	Description	No. Used
18	93-3487	Plate - Name	1
19	93-3478	Bolt - Washer Head	2
20	93-3477	Plate - Adjusting	2
21	93-3475	Pin - Guide, Tappet	3
22	93-3476	Plate	1
23	93-3472	Assembly - Control, Rack	1
24	93-3468	Sleeve - Control	3
25	93-3469	Seat - Spring, Upper	3
26	93-3470	Spring - Plunger	3
27	93-3473	Seat - Spring, Lower	3
28	70-3970	Plate - Shim .6 mm	A/R
*	70-4070	Plate - Shim .2 mm	A/R
*	70-4080	Plate - Shim .3 mm	A/R
*	70-4090	Plate - Shim .4 mm	A/R
*	70-4100	Plate - Shim .5 mm	A/R
*	93-3482	Plate - Shim .25 mm	A/R
*	93-3483	Plate - Shim .35 mm	A/R
*	93-3484	Plate - Shim .45 mm	A/R
*	93-3485	Plate - Shim .55 mm	A/R
*	93-3486	Plate - Shim .65 mm	A/R
29	93-3471	Assembly - Sub, Tappet	3
30	93-3462	Assembly - Sub, Housing	1
*	93-3461	Assembly - Pump, Fuel (Incl. Ref. #8-30)	1
*	93-3489	Assembly - Nozzle & Holder (Incl. Ref. #1-7)	1

*Not Illustrated

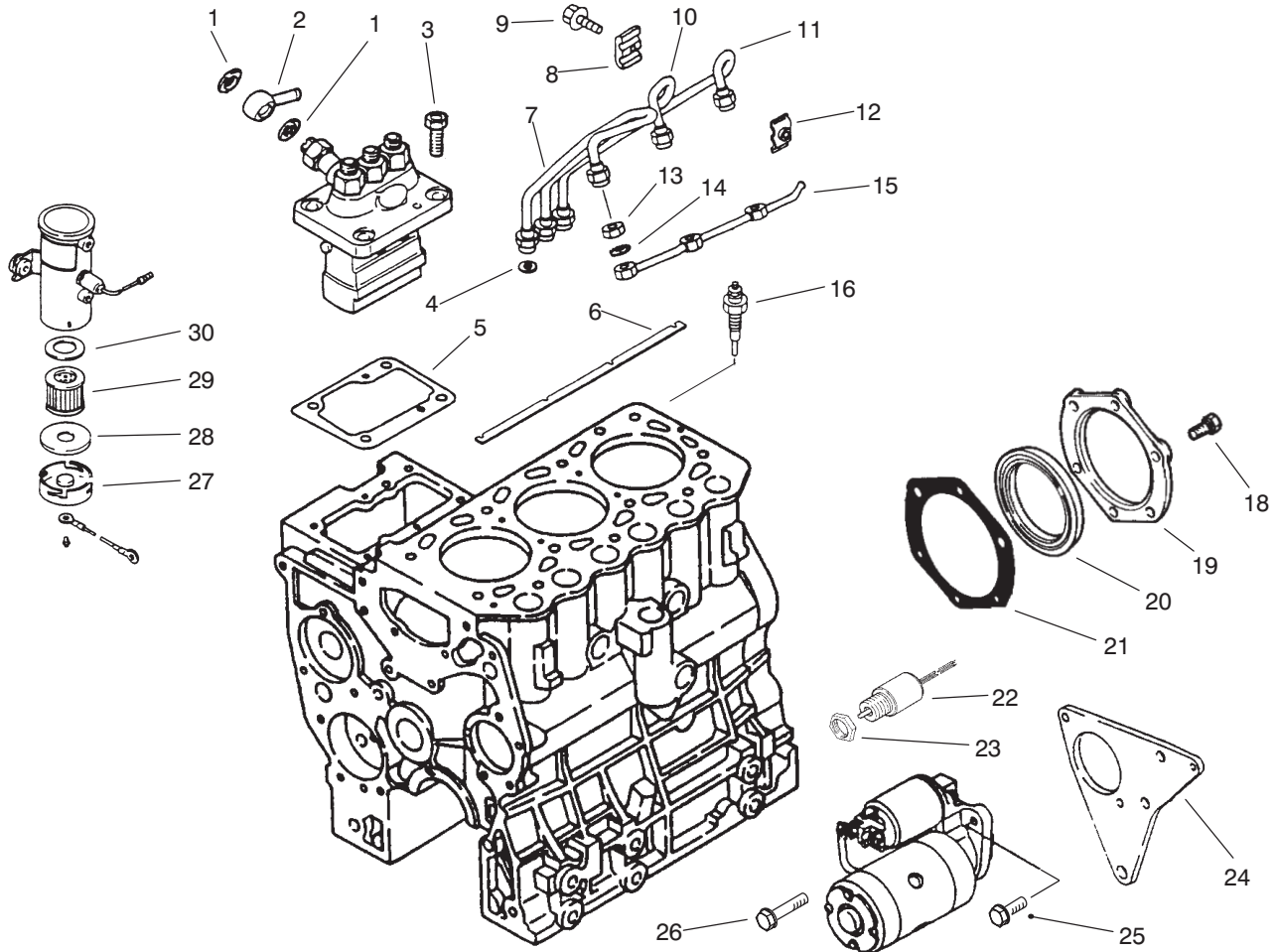


T-1900-1

THERMOSTAT AND ALTERNATOR MOUNT ASSEMBLY

Ref. No.	Part No.	Description	No. Used
1	93-3523	Assembly - Hose, Fuel (Incl. Ref. #20)	1
2	93-3528	Plug	1
3	93-3525	Gauge	1
4	56-2020	Bolt W/Washer	2
5	56-1360	Fitting - Outlet, Water	1
6	42-7550	Gasket	1
7	93-3524	Thermostat	1
8	93-3521	Gasket - Case, Thermostat	1
9	93-3527	Gasket	1
10	93-3526	Switch	1
11	93-3519	Assembly - Case, Therm. (Incl. Ref. #21)	1

Ref. No.	Part No.	Description	No. Used
12	93-3509	Nut	1
13	93-3510	Washer - Spring	1
14	93-3511	Washer - Plain	1
15	93-3512	Bolt - Alternator	1
16	93-3508	Plate - Adjusting	1
17	54-8660	Washer	1
18	67-4660	Bolt - Flange Head	1
19	93-3522	Bolt W/Washer	3
20	56-1400	Clip	2
21	93-3520	Pipe	1



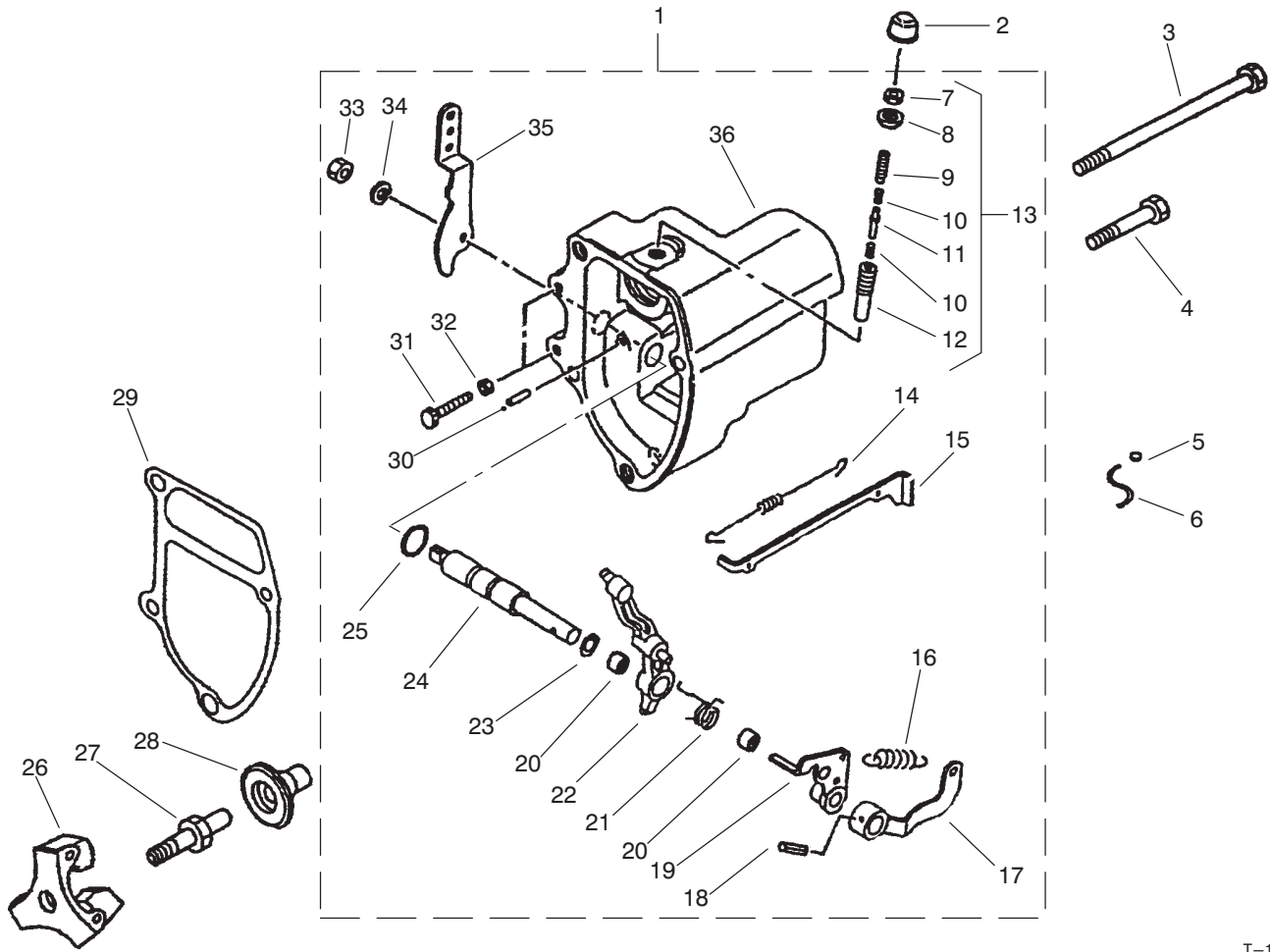
T-1901-1

FUEL AND STARTER SYSTEM ASSEMBLY

Ref. No.	Part No.	Description	No. Used
1	42-9830	Washer - Seal	2
2	93-3518	Nipple - Swivel	1
3	93-3517	Bolt	4
4	67-3390	Gasket - Holder	3
5	42-8010	Shim - 0.2 mm	A/R
*	42-8020	Shim - 0.3 mm	A/R
*	42-8030	Shim - 0.4 mm	A/R
*	42-8040	Shim - 0.5 mm	A/R
*	42-8050	Shim - 0.6 mm	A/R
*	42-8060	Shim - 0.7 mm	A/R
*	42-8070	Shim - 0.8 mm	A/R
*	42-8080	Shim - 0.9 mm	A/R
*	42-8090	Shim - 1.0 mm	A/R
6	93-3507	Plate - Connection	1
7	93-3513	Pipe - Injector No.1	1
8	56-0750	Clamp A	2
9	43-2860	Bolt W/Washer	2
10	93-3514	Pipe - Injector No.2	1
11	93-3515	Pipe - Injector No.3	1
12	56-0760	Clamp B	2

Ref. No.	Part No.	Description	No. Used
13	67-3430	Nut	3
14	67-3440	Gasket - Return, Fuel	3
15	93-3516	Pipe - Leak Off, Fuel	1
16	93-3506	Plug - Glow	3
18	93-3393	Bolt	5
19	93-3390	Case - Seal, Oil	1
20	93-3392	Seal - Oil	1
21	93-3391	Gasket - Seal, Oil	1
22	93-3504	Assembly - Solenoid	1
23	43-2750	Nut	1
24	93-3505	Bracket - Starter	1
25	42-9240	Bolt W/Washer	3
26	67-2440	Bolt W/Washer	2
27	43-2580	Magnet	1
28	43-2560	Gasket	1
29	43-2550	Filter	1
30	43-2570	Gasket	1
*	53-8150	Assembly - Pump, Electric (Incl. Ref. #27-30)	1

*Not Illustrated

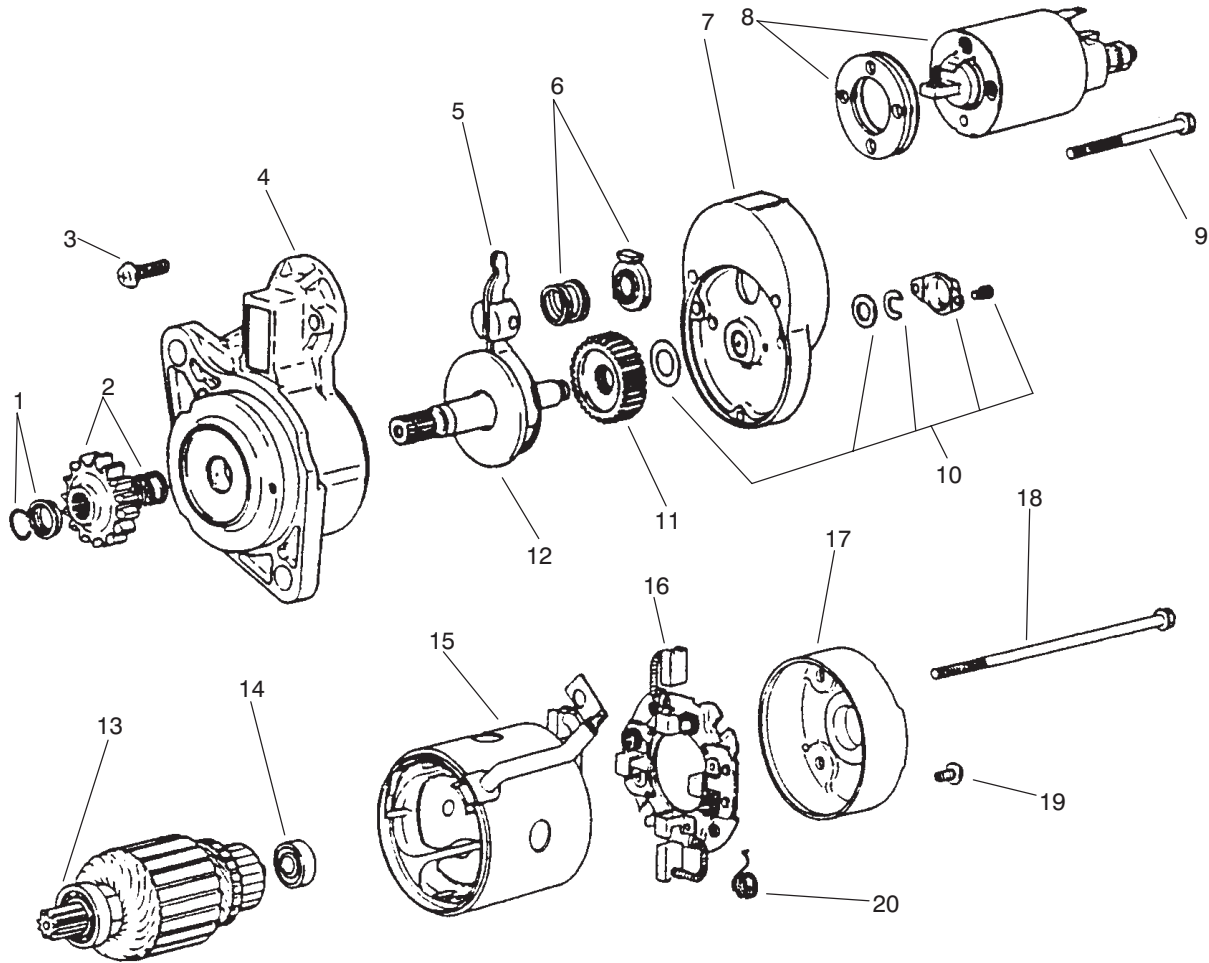


T-1902-1

GOVERNOR

Ref. No.	Part No.	Description	No. Used
1	93-3529	Assembly - Case, Governor	1
2	67-4240	Cap	1
3	93-3554	Bolt - Case, Governor	1
4	93-3553	Bolt	3
5	42-8690	Metal	1
6	93-3552	Wire	1
7	67-4180	Nut	1
8	67-4200	Nut	1
9	67-4220	Screw - Adjusting	1
10	93-3537	Spring - Torque	2
11	93-3536	Stopper	1
12	67-4210	Case	1
13	93-3535	Spring Set - Torque (Incl. Ref. #7-12)	1
14	93-3547	Spring - Rod, Tie	1
15	93-3546	Rod - Tie	1
16	93-3534	Spring - Governor	1
17	93-3542	Lever - Spring, Governor	1
18	93-3530	Pin - Spring	1

Ref. No.	Part No.	Description	No. Used
19	93-3543	Lever - Tension	1
20	42-7310	Bearing - Needle	2
21	93-3538	Spring - Start	1
22	93-3544	Lever - Governor	1
23	93-3539	Shim - Shaft, Governor	1
24	93-3545	Shaft - Governor	1
25	93-3531	O-Ring	1
26	93-3549	Shaft - Sleeve, Sliding	1
27	93-3550	Sleeve - Sliding	1
28	93-3551	Weight	1
29	93-3548	Gasket - Case, Governor	1
30	42-8810	Pin - Grooved	1
31	93-3533	Bolt - Speed Set	2
32	67-4290	Nut	2
33	93-3532	Nut - Jam	1
34	67-3260	Washer - Spring	1
35	93-3540	Lever - Speed	1
36	93-3541	Case - Governor	1



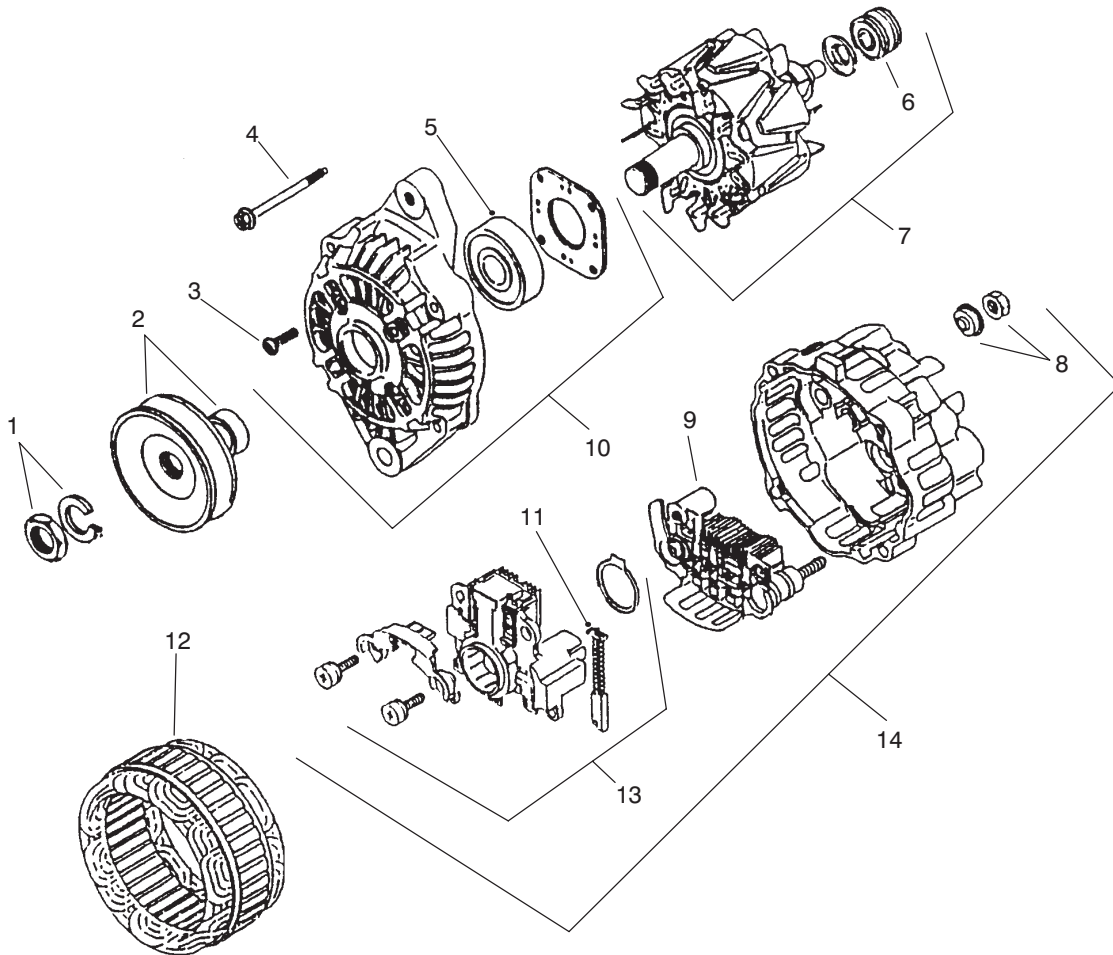
T-1903-1

STARTER ASSEMBLY

Ref. No.	Part No.	Description	No. Used
1	93-3576	Stopper Set	1
2	93-3567	Pinion Set (Incl. Ref. #1)	1
3	93-3556	Screw Set (Incl. Ref. #19)	1
4	93-3557	Assembly - Bracket, Front	1
5	93-3558	Assembly - Lever	1
6	93-3559	Spring Set	1
7	93-3560	Assembly - Bracket, Center	1
8	93-3561	Assembly - Switch	1
9	93-3572	Bolt Set	1
10	93-3570	Cover Set	1
11	93-3569	Gear	1
12	67-4790	Assembly - Shaft, Pinion	1
13	93-3563	Bearing - Front	1
14	93-3564	Bearing - Rear	1

Ref. No.	Part No.	Description	No. Used
15	93-3571	Assembly - Yoke	1
16	93-3573	Assembly - Holder (Incl. Ref. 20)	1
17	93-3575	Assembly - Bracket, Rear	1
18	93-3565	Bolt Set	2
19	93-3556	Screw	1
20	93-3574	Spring - Brush	4
21	93-3568	Gear Set (Incl. Ref. #11-12)	1
*	93-3566	Assembly - Shaft, Clutch (Incl. Ref. #2, 10 & 21)	1
*	93-3562	Armature Set (Incl. Ref. #13-14)	1
*	93-3555	Assembly - Starter (Incl. Ref. #1-21)	1

*Not Illustrated



T-1904-1

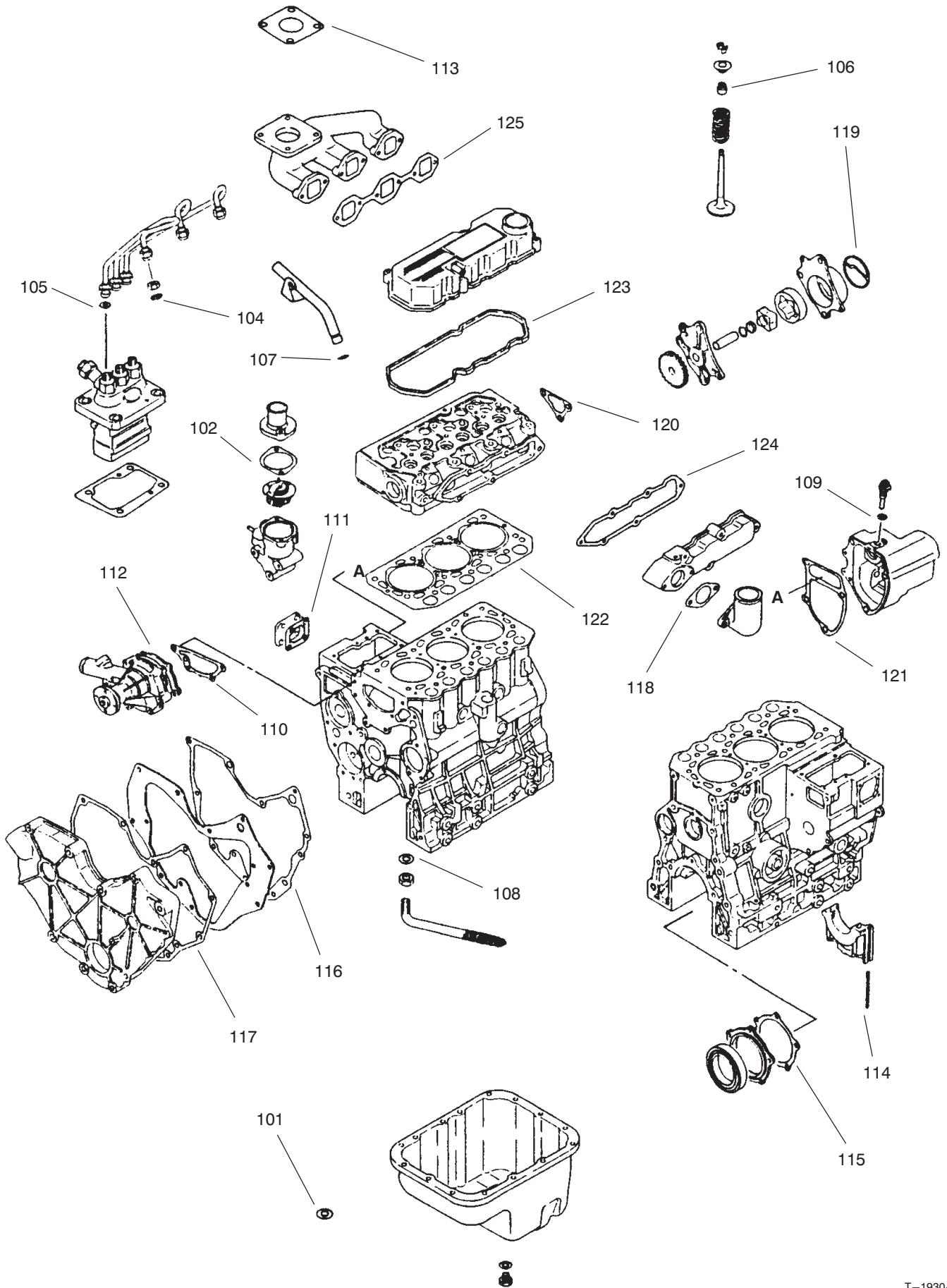
ALTERNATOR ASSEMBLY

Ref. No.	Part No.	Description	No. Used
1	93-3578	Nut - Set	1
2	93-3579	Assembly - Pulley	1
3	93-3582	Screw Set	1
4	93-3580	Bolt Set	1
5	93-3583	Bearing - Front	1
6	93-3585	Bearing - Rear	1
7	93-3584	Assembly - Rotor	1
8	93-3591	Nut - Set	1

Ref. No.	Part No.	Description	No. Used
9	93-3590	Assembly - Rectifier	1
10	93-3581	Assembly - Bracket, Front	1
11	93-3589	Brush	2
12	93-3586	Assembly - Stator	1
13	93-3588	Regulator Set	1
14	93-3587	Assembly - Bracket, Rear	1
*	93-3577	Assembly - Alternator (Incl. Ref. #1-14)	1

*Not Illustrated

OVERHAUL GASKET KIT

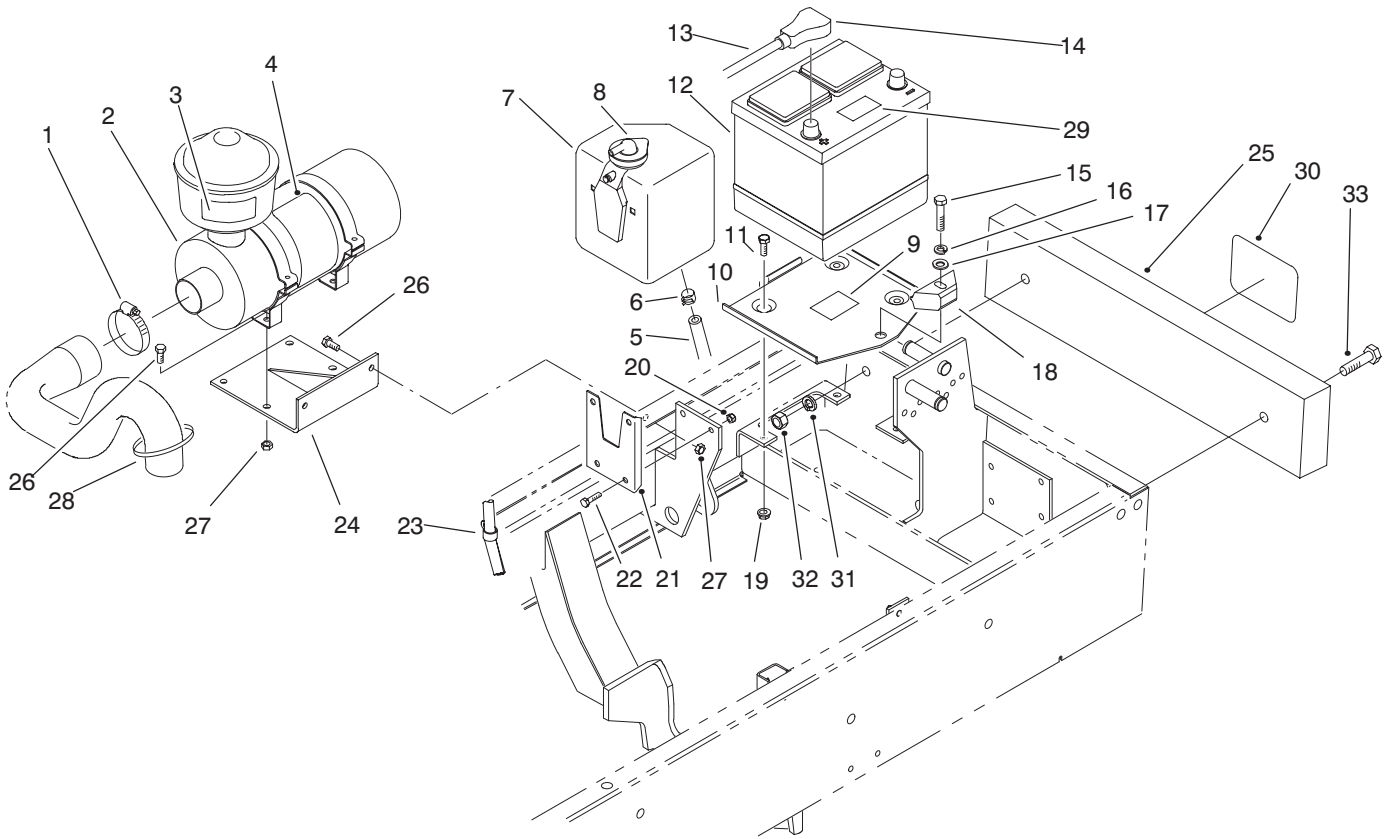


OVERHAUL GASKET KIT

Ref. No.	Part No.	Description	No. Used
101	93-3417	Gasket	1
102	42-7550	Gasket	1
104	67-3440	Gasket - Fuel Return	3
105	67-3390	Gasket - Holder	3
106	92-1961	Seal - Valve Stem	6
107	42-8830	O-Ring	1
108	93-3414	Gasket	1
109	93-3527	Gasket	1
110	93-3455	Gasket - Water Pump	1
111	93-3361	Gasket - Tie Rod Cover	1
112	93-3453	Gasket - Water Pump	1
113	93-3423	Gasket	1
114	93-3383	Seal - Side	4

Ref. No.	Part No.	Description	No. Used
115	93-3391	Gasket - Oil Seal Case	1
116	93-3447	Gasket - Front Plate	1
117	93-3445	Gasket - Gear	1
118	93-3441	Gasket - Inlet Pipe	1
119	93-3593	Packing - Body	1
120	93-3521	Gasket - Thermo Case	1
121	93-3548	Gasket - Governor Case	1
122	93-3431	Gasket - Cylinder Head	1
123	93-3424	Gasket - Rocker	1
124	93-3434	Gasket - Inlet Cover	1
125	93-3436	Gasket - Exhaust	1
*	93-3592	Kit- Gasket, Complete	1

*Not Illustrated



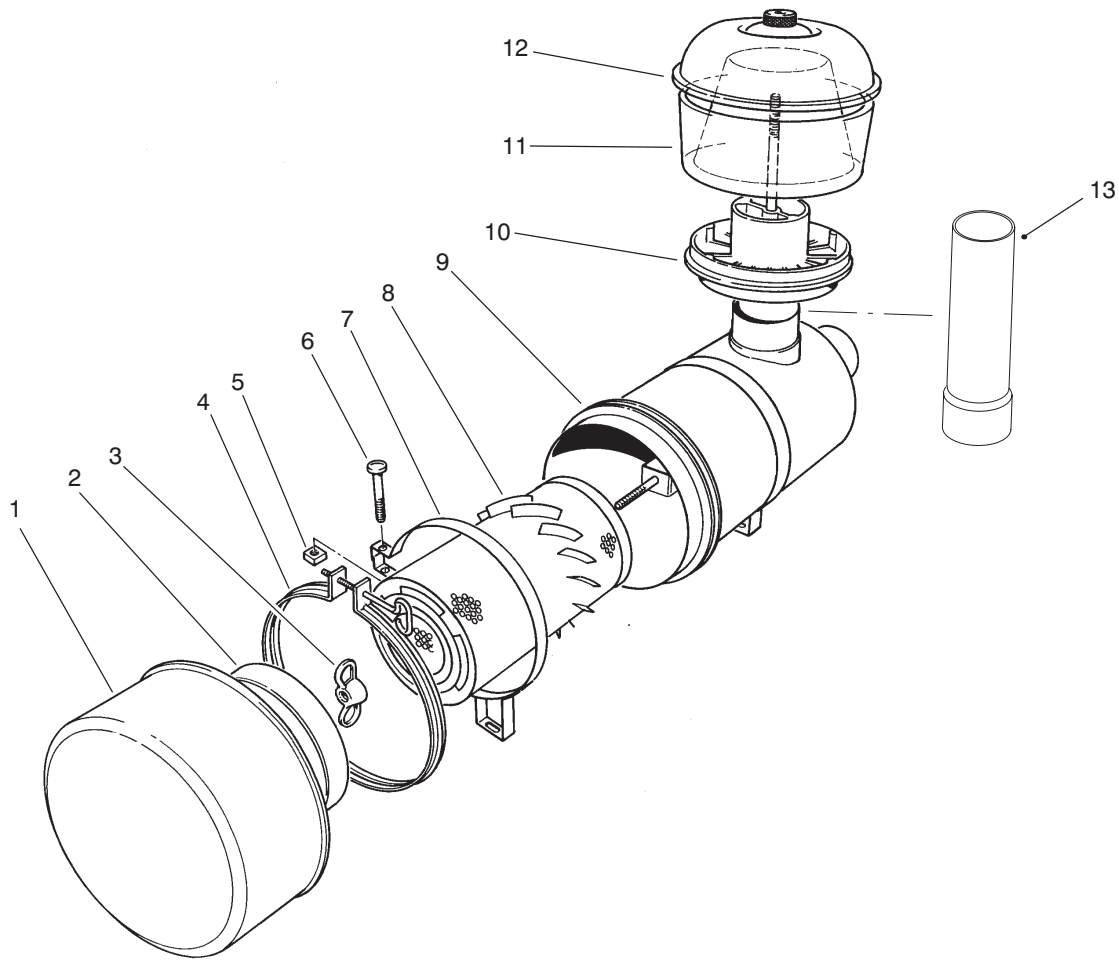
T-1881-2

ENGINE COMPONENTS ASSEMBLY

Ref. No.	Part No.	Description	No. Used
1	2412-42	Clamp - Hose	1
2	48-4220	Assembly - Air Cleaner (Incl. Ref. #4)	1
3	83-9150	Decal - Starting Fluid	1
*	93-6692	Decal - Starting Fluid (Europe)	1
*	84-3100	Decal - Starting Fluid (Japan)	1
4	27-7160	Decal - Instructions	1
*	93-8052	Decal - Instructions (Europe)	1
5	75-2851	Hose - Expansion Tank	1
6	92-2379	Clamp - Hose	1
7	63-7380	Assembly - Expansion Tank (Incl. Ref. #8)	1
8	71-1520	Cap - Expansion Tank	1
9	93-6668	Decal - Battery (Europe)	1
10	66-2330	Base - Battery	1
11	322-4	Screw - Cap Hex. Hd.	3
12		Battery (Type 26, 530 Amp.)	1
13	75-1370	Asm. - Battery Cable (+) (Incl. Ref. #14)	1

Ref. No.	Part No.	Description	No. Used
14	28-1280	Boot - Cable	1
15	323-9	Screw - Cap Hex. Hd.	1
16	3253-21	Washer - Lock	1
17	3256-24	Washer - Flat	1
18	66-2490	Clamp - Battery	1
19	32128-20	Nut - Lock	3
20	32128-33	Nut - Lock	2
21	75-4250	Bracket - Expansion Tank	1
22	321-6	Screw - Cap Hex. Hd.	2
23	2412-41	Clamp - R	1
24	94-4923	Bracket - Air Cleaner	1
25	75-6680	Bar - Weight (Europe)	1
26	322-5	Screw - Cap Hex. Hd.	6
27	3296-29	Nut - Lock	6
28	3290-378	Tie - Cable	1
29	93-7276	Decal - Danger (Europe)	1
30	62-5550	Decal - Toro (Europe)	1
31	3253-27	Washer - Lock (Europe)	2
32	3217-9	Nut - Hex. (Europe)	2
33	325-8	Screw - Cap Hex. Hd. (Europe)	2

*Not Illustrated



T-0126-1

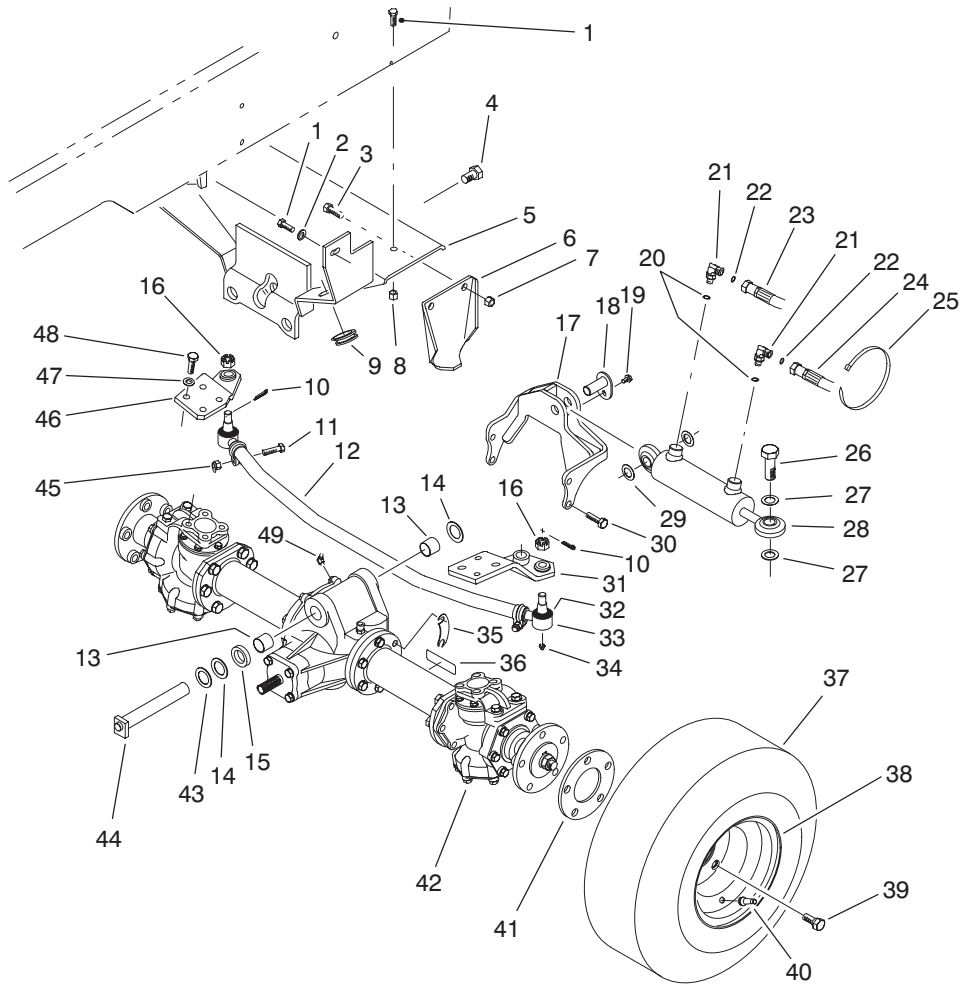
AIR CLEANER ASSEMBLY

Ref. No.	Part No.	Description	No. Used
1	27-7150	Assembly - Cup	1
2	27-7140	Baffle	1
3	27-7120	Nut	1
4	27-7130	Assembly - Clamp	1
5	32107-11	Nut-Square	2
6	3258-19	Screw - Machine	2
7	27-7170	Assembly - Band (Incl. Ref. #5 & 6)	2
8	27-7110	Assembly - Element	1
†9		Housing	1

Ref. No.	Part No.	Description	No. Used
10	62-6300	Assembly - Sleeve	1
11	33-1270	Bowl	1
12	33-1260	Assembly - Cover	1
13	43-3810	Tube - Air Cleaner (Optional)	1
*	48-7430	Assembly - Pre-Cleaner (Incl. Ref. #10-12)	1
*	48-4220	Assembly - Air Filter (Incl. Ref. #1-4, 8-9)	1
*	27-7220	Air Cleaner Soap	1

*Not Illustrated

†Not Serviceable Separately



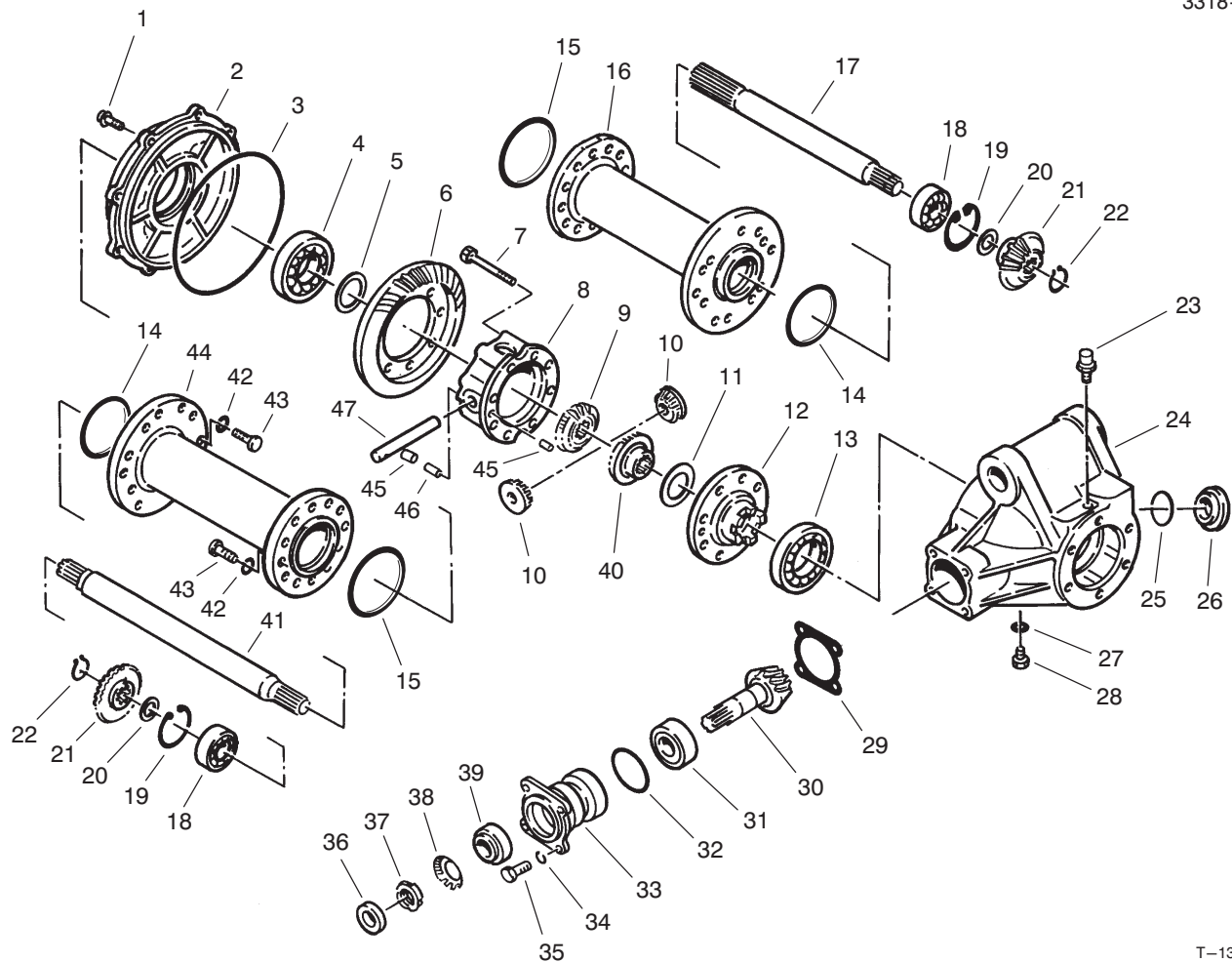
T-1325-1

REAR AXLE INSTALLATION ASSEMBLY

Ref. No.	Part No.	Description	No. Used
1	323-7	Screw - Cap Hex. Hd.	4
2	3256-24	Washer - Flat	2
3	325-5	Screw - Cap Hex. Hd.	4
4	327-2	Screw - Cap Hex. Hd.	1
5	75-1100	Support - Axle	1
6	83-5110	Stop - Axle	2
7	3296-23	Nut - Lock	4
8	3296-39	Nut - Lock	2
9	237-165	Grommet	2
10	3272-11	Pin - Cotter	1
11	323-9	Screw - Cap Hex. Hd.	2
12	83-5020	Assembly - Tube & Clamp	1
13	67-1750	Bushing - Sleeve	2
14	56-2460	Washer - Flat	2
15	83-5040	Washer	1
16	32136-13	Nut - Slotted	2
17	83-5100	Support - Cylinder	1
18	83-5150	Pin - Cylinder	1
19	32144-4	Screw - Self Tapping	1
20	237-78	O-Ring	2
21	340-132	Fitting - Hydraulic 90° (Incl. Ref. #20 & 22)	2
22	237-21	O-Ring	2
23	75-6220	Hose - Hydraulic	1
24	75-6230	Hose - Hydraulic	1
25	3290-378	Tie - Cable	1
26	82-6910	Screw - Cap Hex. Hd.	4
27	67-9410	Washer - Thrust	2

Ref. No.	Part No.	Description	No. Used
28	83-5030	Asm. - Hydraulic Cylinder	1
29	83-5160	Shim	2
30	48-9480	Screw - Cap Hex. Hd.	4
31	83-4930	Arm - Steering L.H.	1
32	71-4760	Seal - Tie Rod End	2
33	71-4740	Assembly - Tie Rod End (Incl. Ref. #16, 32 & 34)	2
34	302-55	Fitting - Grease	2
35	83-5180	Shim - Axle	2
36	70-2560	Decal - Lube	1
*	93-6697	Decal - Lube (Europe)	1
37	231-141	Tire	2
38	217-121	Rim	2
39	71-4450	Bolt - Wheel	10
40	232-35	Valve - Stem	2
41	83-7460	Spacer - Wheel	2
42	68-6823	Assembly - Axle	1
43	5-1226	Washer	2
44	75-4180	Pin - Rear Axle	1
45	3296-39	Nut - Lock	2
46	83-4950	Arm - Steering R.H.	1
47	48-9220	Washer - Flat	8
48	48-7780	Screw - Cap Hex. Hd.	8
49	302-11	Fitting - Grease	1
*	83-5010	Assembly - Tie Rod (Incl. Ref. #11, 12, 16, 32-34 & 45)	1

*Not Illustrated

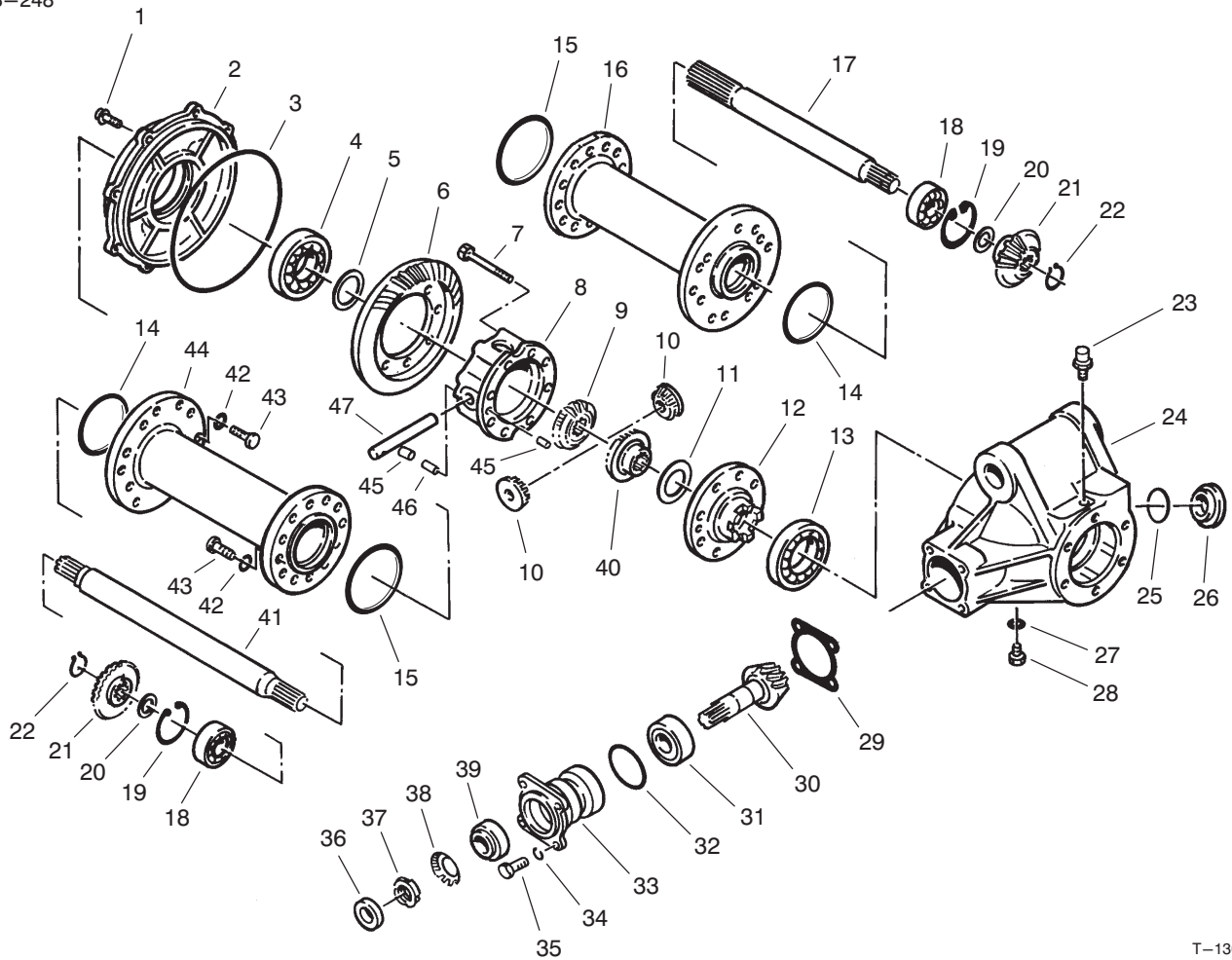


T-1305-1

REAR AXLE ASSEMBLY NO. 68-6823

Ref. No.	Part No.	Description	No. Used
1	72-5800	Bolt	8
2	72-4880	Cover	1
3	72-4890	O-Ring	1
4	251-344	Bearing - Ball	1
5	72-4960	Shim .1 mm	1
*	72-4970	Shim .15 mm	1
*	72-4980	Shim .5 mm	1
*	72-4990	Shim .8 mm	1
*	72-5000	Shim 1.0 mm	1
*	72-5010	Shim 1.2 mm	1
6		Gear - Bevel	1
7	72-5810	Bolt	8
8	72-4900	Case - Differential	1
9	72-4930	Gear - Side, Differential	1
10	72-4950	Gear - Pinion, Differential	2
11	72-5040	Washer - Gear, Diff.	1
12	72-4910	Flange - Case, Diff.	1
13	251-345	Bearing - Ball	1
14	93-3664	O-Ring	2
15	93-3665	O-Ring	2
16	83-5270	Tube - Axle, R.H.	1
17	83-5280	Axle - R.H.	1
18	251-350	Bearing - Ball	2
19	72-5360	Ring - Retaining	2
20	72-5100	Spacer	2
21	72-5090	Gear - Bevel	2

Ref. No.	Part No.	Description	No. Used
22	72-5370	Ring - Retaining	2
23	72-5130	Vent	1
24	72-4870	Case - Differential	1
25	72-5140	O-Ring	1
26	72-5150	Plug	1
27	72-5840	Gasket	1
28	72-5820	Plug	1
29	72-5160	Shim .1mm	1
*	72-5170	Shim .15 mm	1
*	72-5180	Shim .5 mm	1
*	72-5190	Shim .8 mm	1
*	72-5200	Shim 1.0 mm	1
*	72-5210	Shim 1.2 mm	1
30		Gear - Pinion	1
31	254-108	Bearing - Roller, Tapered	1
32	72-5460	O-Ring	1
33	83-5350	Case - Bearing	1
34	42-9850	Washer - Lock M8	8
35	48-9460	Bolt - Hex. Hd.	4
36	83-5360	Seal - Oil	1
37	83-5340	Nut - Bearing	1
38	83-5330	Washer - Bearing	1
39	254-109	Bearing - Roller, Tapered	1
40	72-4940	Gear - Side, Differential	1
41	83-5310	Axle - L.H.	1
42	42-9600	Washer - Lock M10	24

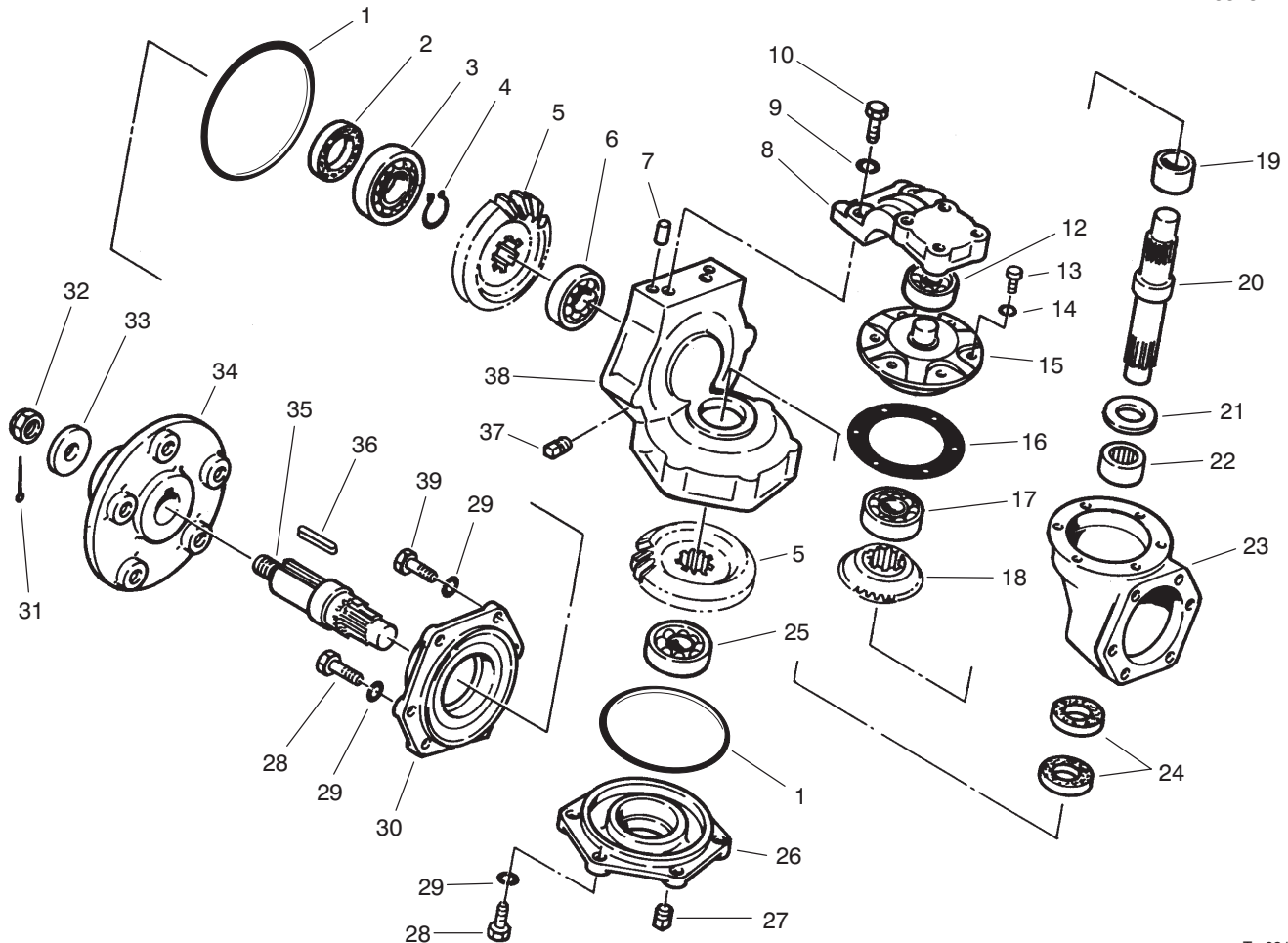


T-1305-1

REAR AXLE ASSEMBLY NO. 68-6823 (Continued)

Ref. No.	Part No.	Description	No. Used
43	48-9470	Bolt - M10 x 30	24
44	83-5290	Tube - Axle, L.H.	1
45	72-5030	Pin - Dowel	2
46	72-5440	Pin - Spring	1

Ref. No.	Part No.	Description	No. Used
47	72-5020	Shaft - Pinion	1
*	83-5370	Assembly - Ring & Pinion (Incl. Ref.#6 & 30)	1

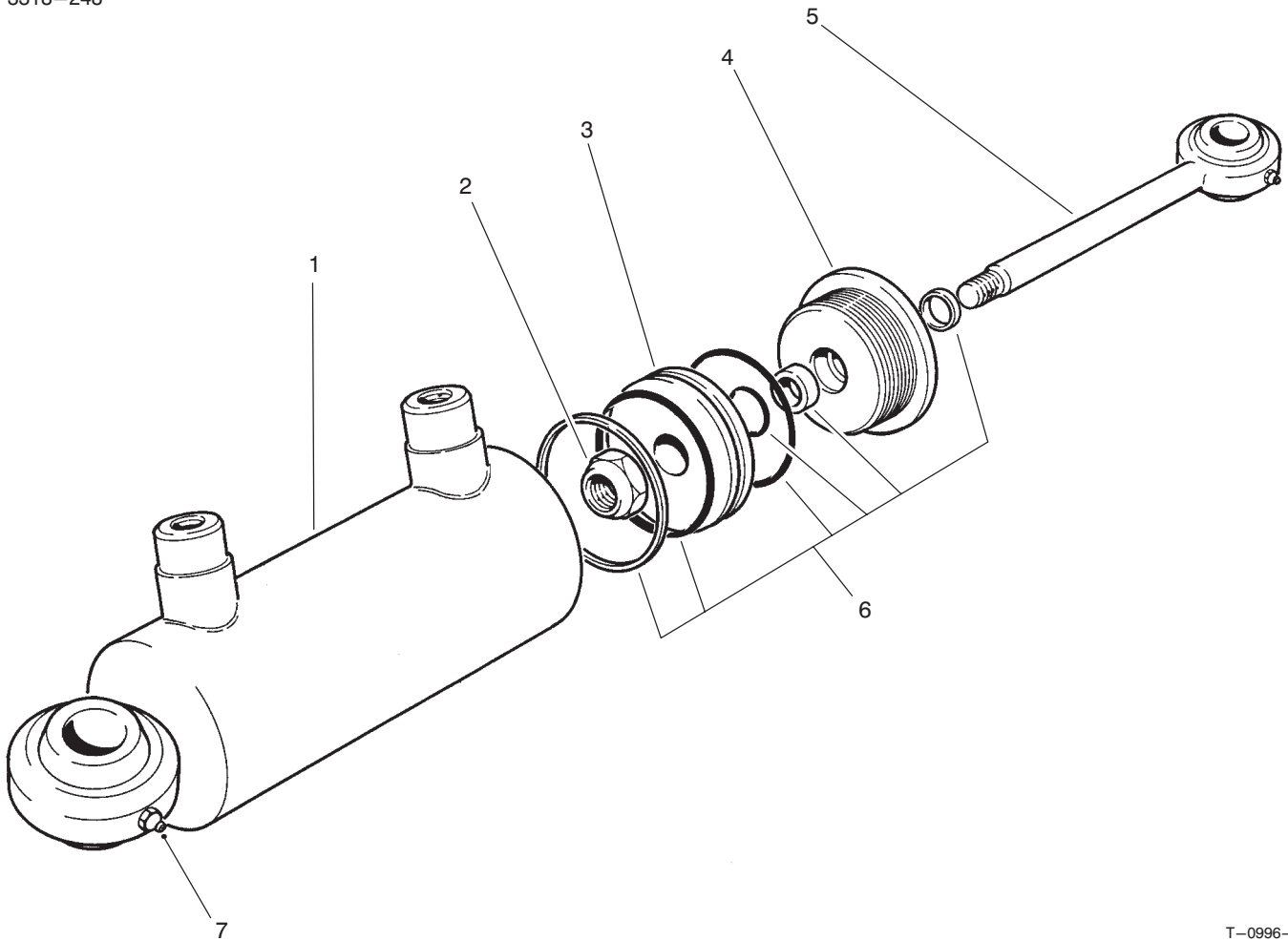


T-0912-1

REAR AXLE ASSEMBLY NO. 68-6823 (Continued)

Ref. No.	Part No.	Description	No. Used
1	93-3670	O-Ring	4
2	72-5740	Seal - Oil	2
3	251-348	Bearing - Ball	2
4	72-5720	Ring - Retaining	2
5	72-5580	Gear - Bevel	4
6	251-8	Bearing - Ball	2
7	93-3671	Pin - Dowel	4
8	93-3672	Arm - Knuckle	2
9	42-9600	Washer - Lock	28
10	48-9470	Screw - Cap, M10 x 30	4
12	251-347	Bearing - Ball	2
13	72-5790	Screw - Cap, M6 x 18	12
14	43-5930	Washer - Lock	12
15	72-5590	Retainer - Bearing	2
16	72-5630	Gasket	2
17	251-349	Bearing - Ball	2
18	72-5090	Gear - Bevel	2
19	72-5680	Spacer	2
20	72-5560	Pin - King, Knuckle	2

Ref. No.	Part No.	Description	No. Used
21	93-3668	Washer - Thrust	2
22	93-3669	Bearing - Needle	2
23	93-3666	Gear Box - Axle	2
24	72-5730	Seal - Oil	4
25	251-263	Bearing - Ball	2
26	72-5550	Cover	2
27	281-10	Plug - Socket, Hex.	2
28	48-9460	Screw - Cap, M8 x 25	20
29	42-9850	Washer - Lock, M8	28
30	72-5540	Case - Knuckle	2
31	3272-17	Pin - Cotter	2
32	72-5770	Nut - Castle	2
33	72-5660	Washer - Shaft, Wheel	2
34	72-5650	Hub - Wheel	2
35	72-5570	Shaft - Axle, Outer	2
36	72-5780	Key	2
37	281-7	Plug - Pipe, Square Hd.	2
38	93-3667	Case - Knuckle	2
39	48-7710	Screw - Cap, M8 x 20	4



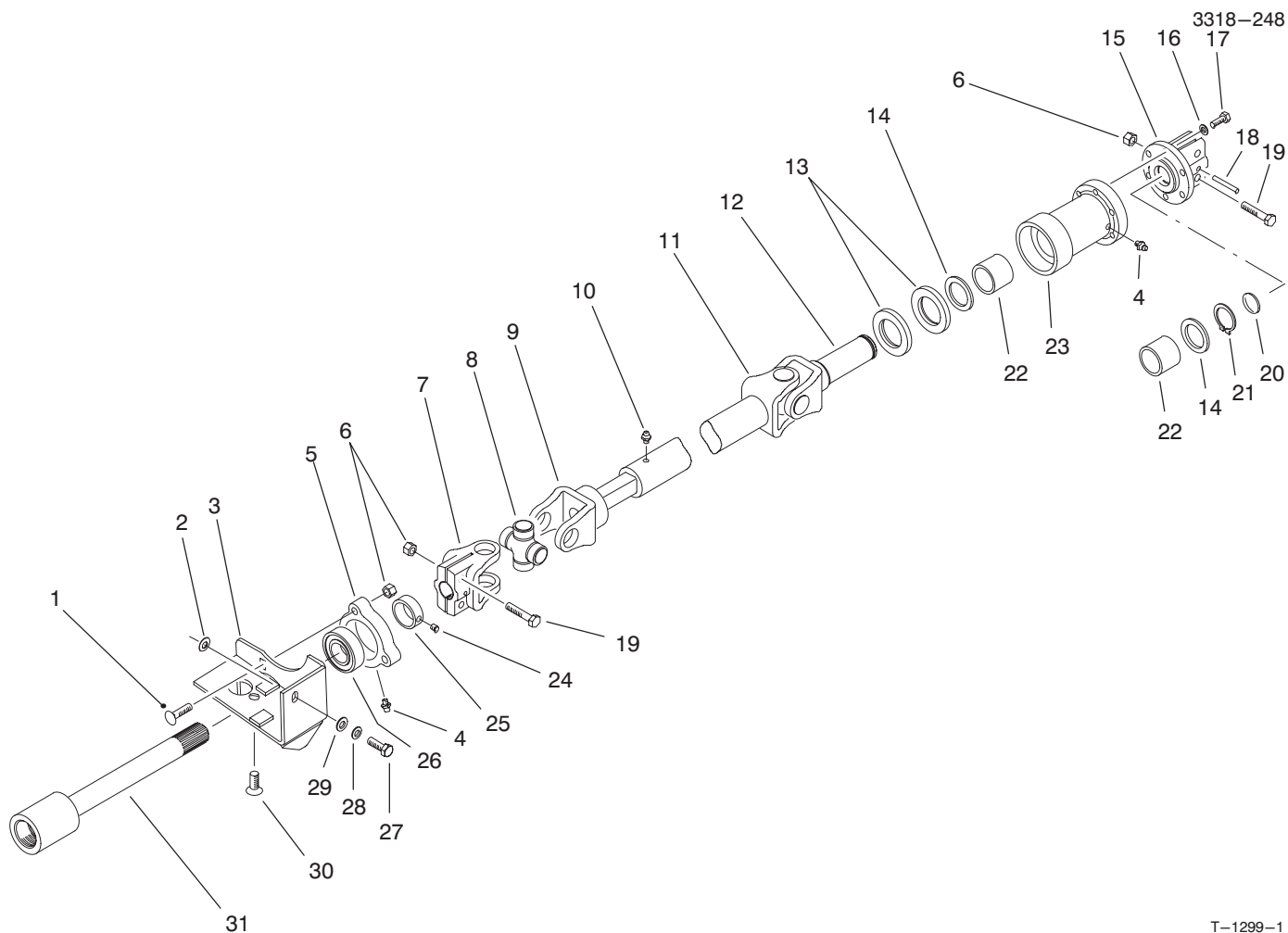
T-0996-1

HYDRAULIC CYLINDER NO. 83-5030

Ref. No.	Part No.	Description	No. Used
†1		Assembly – Barrel	1
2	75-1210	Nut–Lock	1
3	75-1220	Piston	1
4	75-1260	Head–Internal	1

Ref. No.	Part No.	Description	No. Used
5	83-5380	Assembly – Piston Rod	1
6	75-1250	Seal Kit	1
7	302-5	Fitting – Grease	2

†Not Serviced Separately



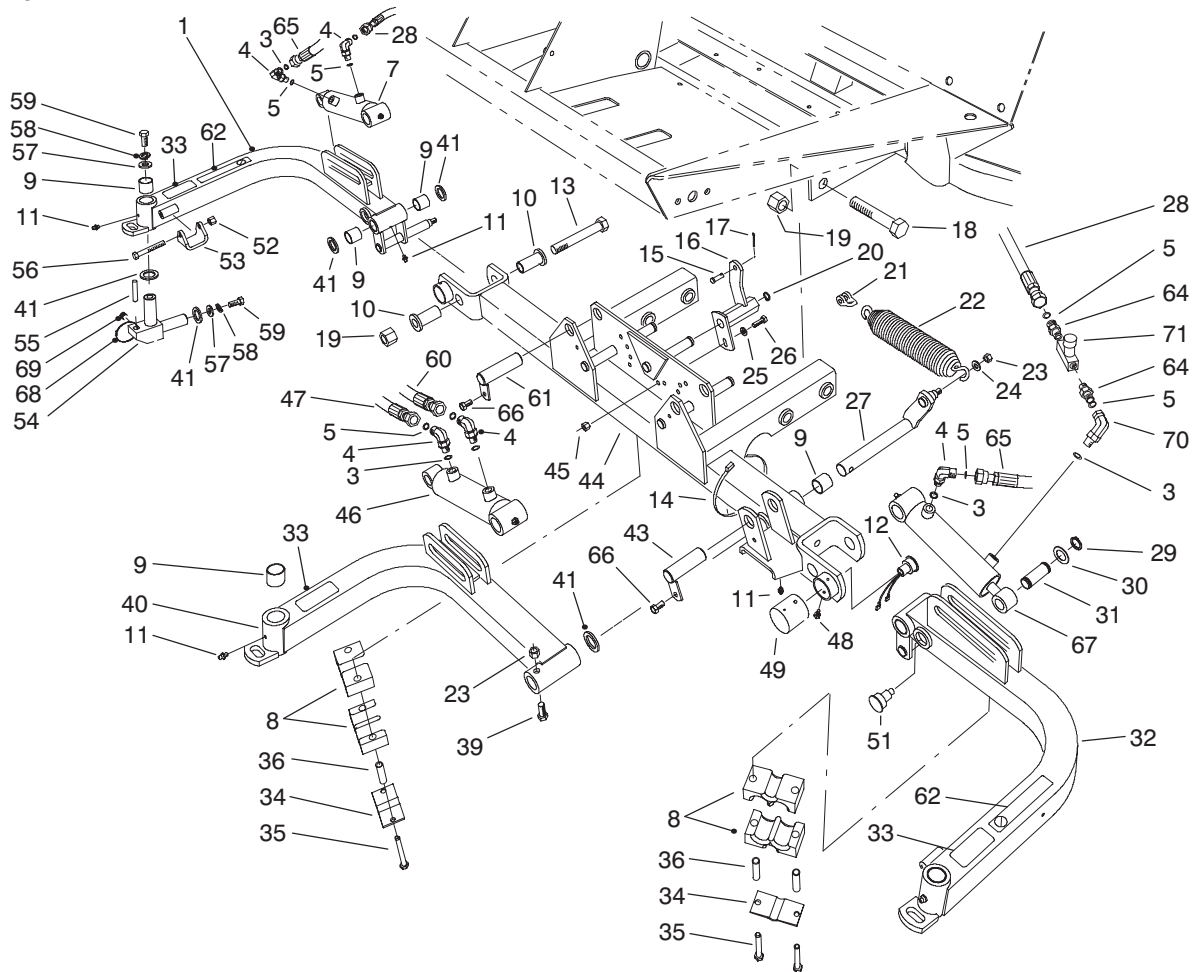
T-1299-1

DRIVE SHAFT ASSEMBLY

Ref. No.	Part No.	Description	No. Used
1	3230-3	Bolt - Carriage	3
2	83-7470	Shim	2
3	83-4970	Bracket - Bearing	1
4	302-5	Fitting - Grease	2
5	76-2460	Bearing Assembly (Incl. Ref. #4 & 24-26)	1
6	3296-29	Nut - Lock	7
7	54-9090	Yoke - End	1
8	54-9180	Kit - Universal Joint	2
9	72-3420	Shaft - Slip Yoke	1
10	302-58	Fitting - Grease	1
11	83-5260	Tube - Slip Yoke	1
12	72-3440	Yoke - Shaft	1
13	253-155	Seal	2
14	71-4590	Washer - Thrust	2
15	76-4690	Axle Coupling Assembly (Incl. Ref. #6 & 19)	1
16	3253-3	Washer - Lock	6

Ref. No.	Part No.	Description	No. Used
17	3274-8	Screw - Cap Hex. Hd.	6
18	32121-34	Pin - Roll	1
19	322-8	Screw - Cap Hex. Hd.	4
20	284-3	Plug - Welch	1
21	32151-87	Ring - Retaining	1
22	71-4580	Clutch - Roller	2
23	71-4570	Housing - Clutch	1
24	3245-35	Screw - Set	1
25	251-77	Collar - Locking	1
26	251-337	Bearing - Ball	1
27	48-9460	Screw - Cap Hex. Hd.	1
28	42-9850	Washer - Lock	1
29	48-8030	Washer - Flat	1
30	3274-34	Screw - Socket Flat Hd.	1
31	83-4900	Shaft - Traction	1
*	83-5190	Drive Shaft Assembly (Incl. Ref. #7-12)	1

*Not Illustrated



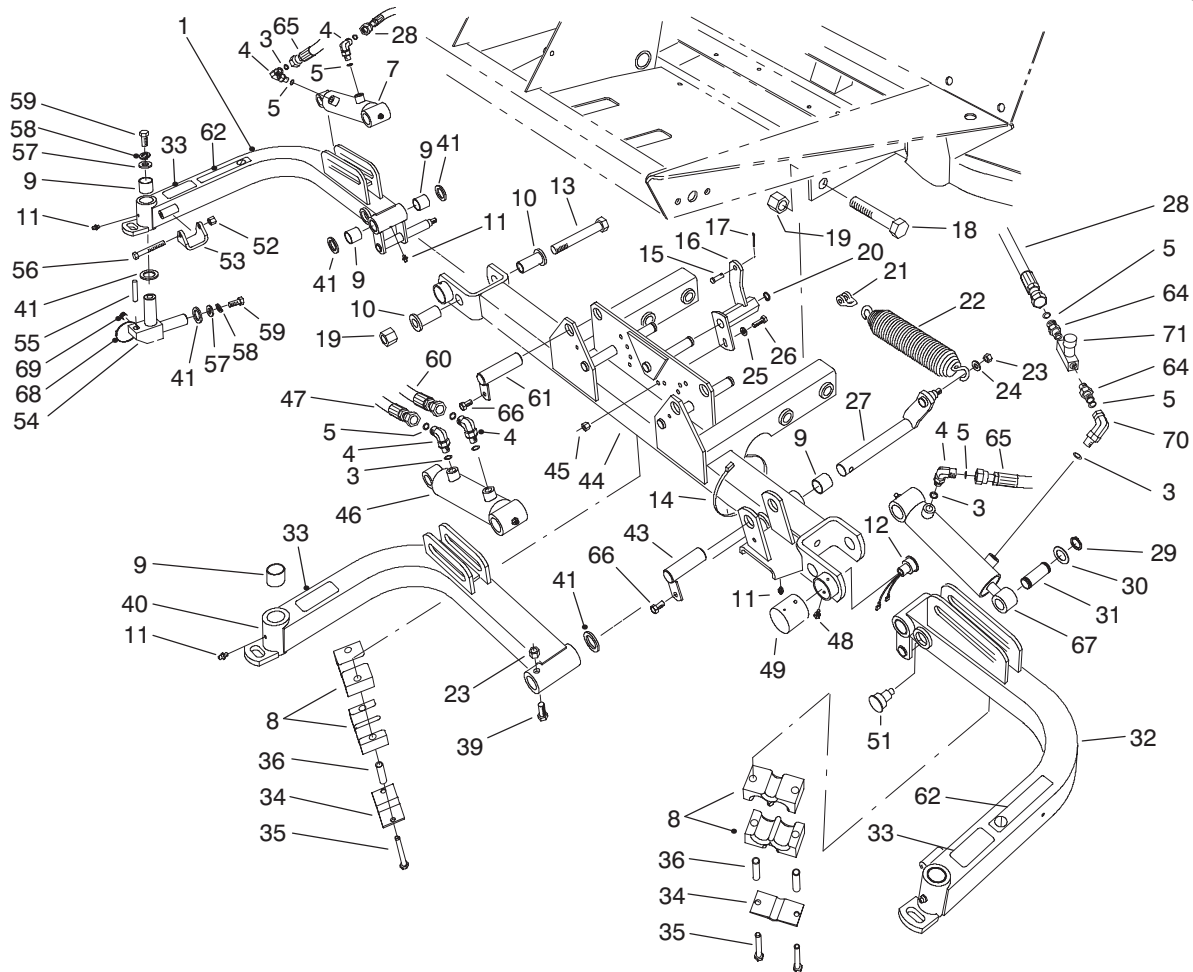
T-1059-2

FRONT LIFT ARMS ASSEMBLY

Ref. No.	Part No.	Description	No. Used
1	94-5598	Assembly - Lift Arm R.H. (Incl. Ref. #9 & 11)	1
3	237-78	O-Ring	6
4	340-132	Fitting - Hydraulic 90° (Incl. Ref. #3 & 5)	5
5	237-21	Seal - O-Ring	8
7	93-7551	Hydraulic Cylinder Asm.	1
8	82-8170	Clamp - Hose	8
9	67-1750	Bushing - Sleeve	12
10	84-8320	Insert - Hinge	4
11	302-5	Fitting - Grease	6
12	92-8002	Sensor - Reed Switch	1
13	328-12	Screw - Cap Hex. Hd.	2
14	3290-379	Tie - Cable	3
15	283-6	Pin - Clevis	3
16	75-5210	Bracket - Spring Center	1
*	75-5200	Bracket - Spring R.H.	1
*	75-5220	Bracket - Spring L.H.	1
17	3272-10	Pin - Cotter	3
18	328-7	Screw - Cap Hex. Hd.	4
19	3296-51	Nut - Lock	6
20	32151-48	Ring - Retaining	3
21	282-4	Clevis - Spring	3
22	5-0743	Spring - Extension	3
23	3296-44	Nut - Lock	4

Ref. No.	Part No.	Description	No. Used
24	3256-24	Washer - Flat	3
25	3256-23	Washer - Flat	3
26	322-5	Screw - Cap Hex. Hd.	3
27	75-4550	Shaft - Center Arm Pivot	1
28	75-5890	Hose - Hydraulic	2
29	32120-93	Ring - Retaining	6
30	3-6498	Washer - Thrust	6
31	75-5350	Pin - Cylinder Rod End	3
32	94-5800	Assembly - Lift Arm L.H. (Incl. Ref. #9 & 11)	1
33	55-4300	Decal - Warning	3
*	93-6696	Decal - Warning (Europe)	3
*	84-2940	Decal - Warning (Japan)	3
34	93-7961	Clamp - Rubber	3
35	32104-58	Screw - Cap Hex. Hd.	6
36	93-7960	Spacer	6
39	323-11	Screw - Cap Hex. Hd.	1
40	94-5802	Assembly - Lift Arm, Center (Incl. Ref. #9 & 11)	1
41	256-115	Washer - Thrust	11
43	83-6790	Pin - Cylinder (Short)	1
44	94-5808	Assembly - Carrier Frame (Incl. Ref. #9 & 11)	1
45	3296-29	Nut - Lock	3
46	93-9310	Hydraulic Cylinder Asm.	1

*Not Illustrated



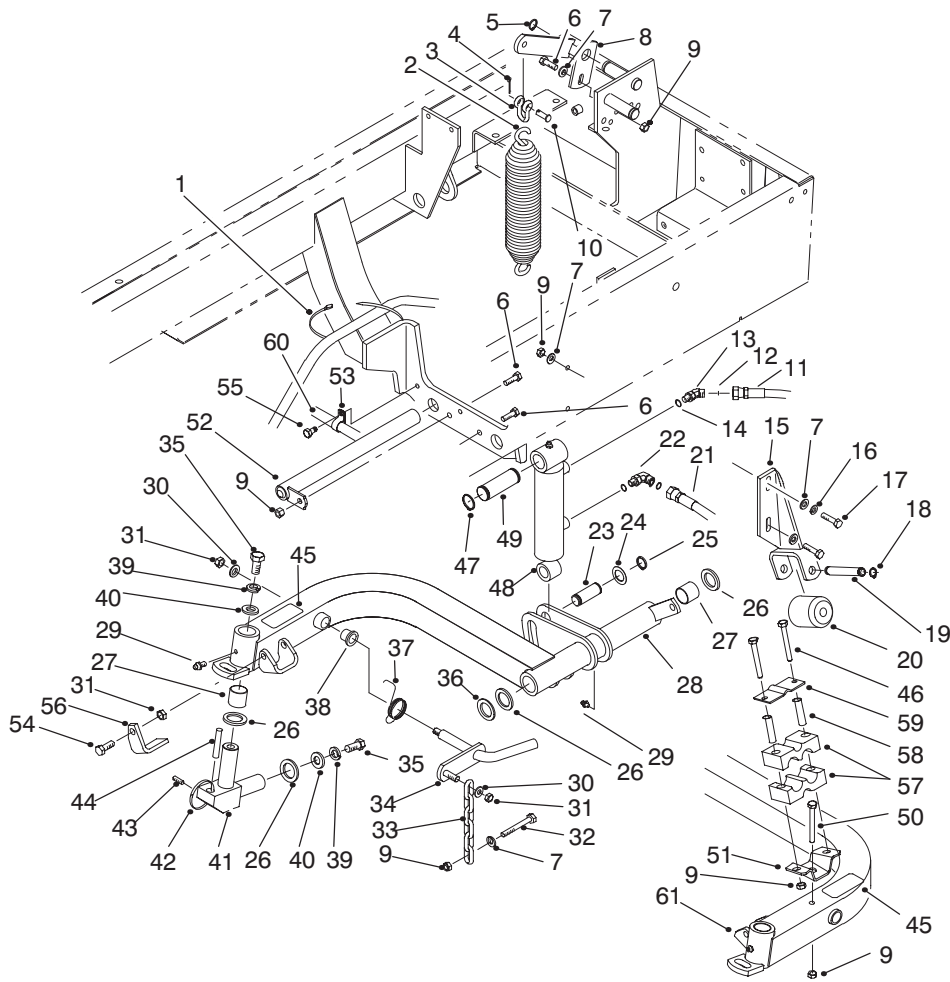
T-1059-2

FRONT LIFT ARMS ASSEMBLY (Continued)

Ref. No.	Part No.	Description	No. Used
47	75-5900	Hose - Hydraulic	1
48	32104-76	Screw - Thread Forming	2
49	75-6370	Cover - Sensor	1
51	92-8754	Actuator - Reed Switch	1
52	3296-39	Nut - Lock	2
53	75-5410	Bracket - Arm	2
54	75-3010	Joint - Arm	3
55	32121-122	Pin - Roll	3
56	323-12	Screw - Cap Hex. Hd.	2
57	3256-6	Washer - Flat	6
58	3253-7	Washer - Lock	6
59	325-4	Screw - Cap Hex. Hd.	6
60	75-5910	Hose - Hydraulic	1
61	83-6780	Pin - Cylinder (Long)	2
62	36-3400	Decal - No Step	2
*	93-6687	Decal - No Step (Europe)	2
*	84-2780	Decal - No Step (Japan)	2
64	340-13	Fitting - Straight (Incl. Ref. #5)	2

Ref. No.	Part No.	Description	No. Used
65	82-6490	Hose - Hydraulic	1
66	32144-14	Screw - Self Tapping	3
67	93-7550	Hydraulic Cylinder Asm.	1
68	3290-378	Tie - Cable	5
69	92-9097	Set Screw	3
70	340-143	Fitting - Hydraulic 90° (Incl. Ref. #3)	1
71	82-8270	Valve - Flow Control	1
*	67-7960	Decal - Hands/Feet (Supplied with Cutting Units)	3
*	93-6688	Decal - Hands/Feet (Europe) (Mounted on Cutting Unit Frames)	3
*	84-4220	Decal - Hands/Feet (Japan) (Mounted on Cutting Unit Frames)	3

*Not Illustrated



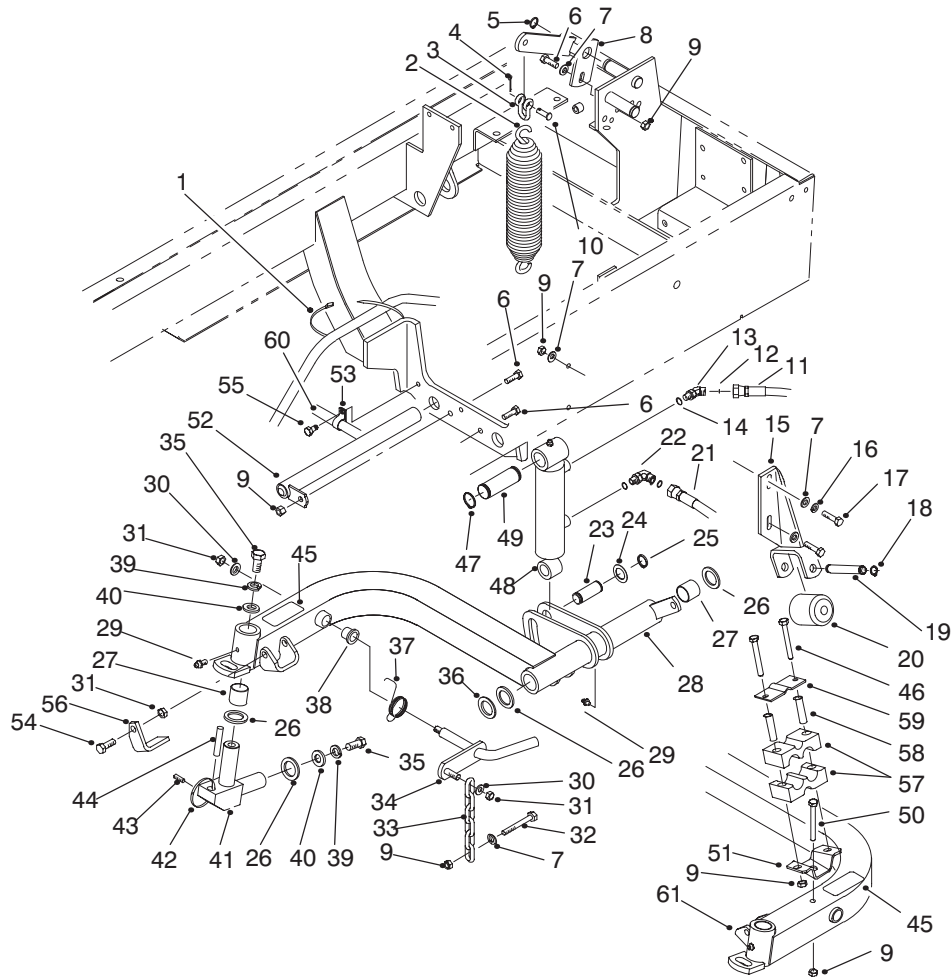
T-1880-2

REAR LIFT ARMS ASSEMBLY

Ref. No.	Part No.	Description	No. Used
1	3290-379	Tie - Cable	1
2	5-0743	Spring - Counterbalance	2
3	282-4	Clevis - Spring	2
4	3272-10	Pin - Cotter	2
5	32151-48	Ring - Retaining	2
6	322-5	Screw - Cap Hex. Hd.	3
7	3256-23	Washer - Flat	10
8	75-4690	Bracket - Spring Rear R.H.	1
*	75-4650	Bracket - Spring Rear L.H.	1
9	3296-29	Nut - Lock	8
10	283-6	Pin - Clevis	2
11	75-6070	Hose - Hydraulic L.H. (Cap)	1
*	75-6080	Hose - Hydraulic L.H. (Rod)	1
12	237-78	O-Ring	4
13	340-103	Fitting - Hydraulic 45° (Incl. Ref. #12 & 14)	1
14	237-21	O-Ring	4
15	75-3810	Bracket - Roller	2
16	3253-4	Washer - Lock	2
17	322-6	Screw - Cap Hex. Hd.	4
18	32151-61	Ring - Retaining	4
19	75-5400	Shaft - Roller	2
20	75-5390	Roller	2
21	75-6180	Hose - Hydraulic R.H.	2

Ref. No.	Part No.	Description	No. Used
22	340-132	Fitting - Hydraulic 90° (Incl. Ref. #12 & 14)	3
23	75-5350	Pin - Cylinder Rod End	2
24	3-6498	Washer - Thrust	4
25	32120-93	Ring - Retaining	4
26	256-115	Washer - Thrust	8
27	67-1750	Bushing - Sleeve	8
28	94-5596	Asm. - Lift Arm Rear R.H. (Incl. Ref. #27, 29 & 38)	1
29	302-5	Fitting - Grease	4
30	3256-24	Washer - Flat	4
31	3296-39	Nut - Lock	6
32	322-12	Screw - Cap Hex. Hd.	2
33	5-1096	Chain - Cutting Unit	2
34	75-4590	Rod - Pivot	2
35	325-4	Screw - Cap Hex. Hd.	4
36	93-0142	Bushing - Straight	2
37	75-4520	Spring - Torsion R.H.	1
*	75-4530	Spring - Torsion L.H.	1
38	256-287	Bushing - Flange	4
39	3253-7	Washer - Lock	4
40	3256-6	Washer - Flat	4
41	75-3010	Joint - Arm	2
42	3290-378	Tie - Cable	2
43	92-9097	Set Screw	2

*Not Illustrated

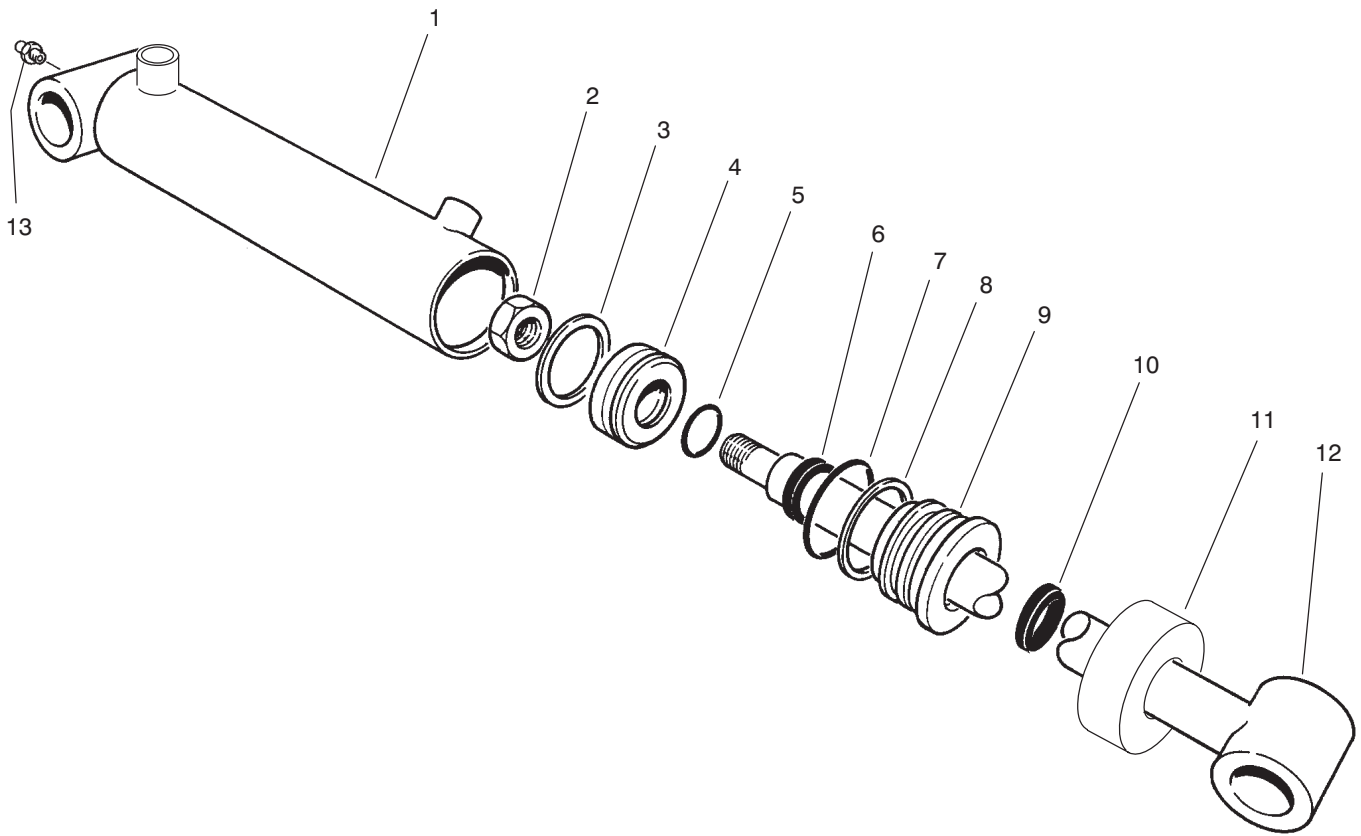


T-1880-2

REAR LIFT ARMS ASSEMBLY (Continued)

Ref. No.	Part No.	Description	No. Used	Ref. No.	Part No.	Description	No. Used
44	32121-122	Pin - Roll	2	57	82-8170	Clamp	2
45	55-4300	Decal - Warning	2	58	93-7960	Spacer	2
*	93-6696	Decal - Warning (Europe)	2	59	93-7961	Clamp	1
*	84-2940	Decal - Warning (Japan)	2	60	85-4390	Sensor - Magnet	1
46	322-12	Screw - Cap Hex. Hd.	2	61	94-5594	Asm. - Lift Arm Rear L.H. (Incl. Ref. #27, 29 & 38)	1
47	32151-36	Ring - Retaining	4	*	67-7960	Decal - Hands/Feet (Supplied with Cutting Units)	2
48	93-9311	Asm. - Hydraulic Cylinder	2	*	93-6688	Decal - Hands/Feet (Europe) (Mounted on Cutting Unit Frames)	2
49	75-5360	Pin - Cylinder Cap End	2	*	84-4220	Decal - Hands/Feet (Japan) (Mounted on Cutting Unit Frames)	2
50	322-13	Screw - Cap Hex. Hd.	1				
51	94-4919	Bracket - Clamp, Hose	1				
52	93-0069	Pin - Pivot	2				
53	2412-93	Clamp-R	2				
54	323-6	Screw - Cap Hex. Hd.	2				
55	32144-14	Screw - Hex. Washer Hd.	2				
56	93-3640	Stop - Reel, RH	1				
*	83-5170	Stop - Reel, LH	1				

*Not Illustrated



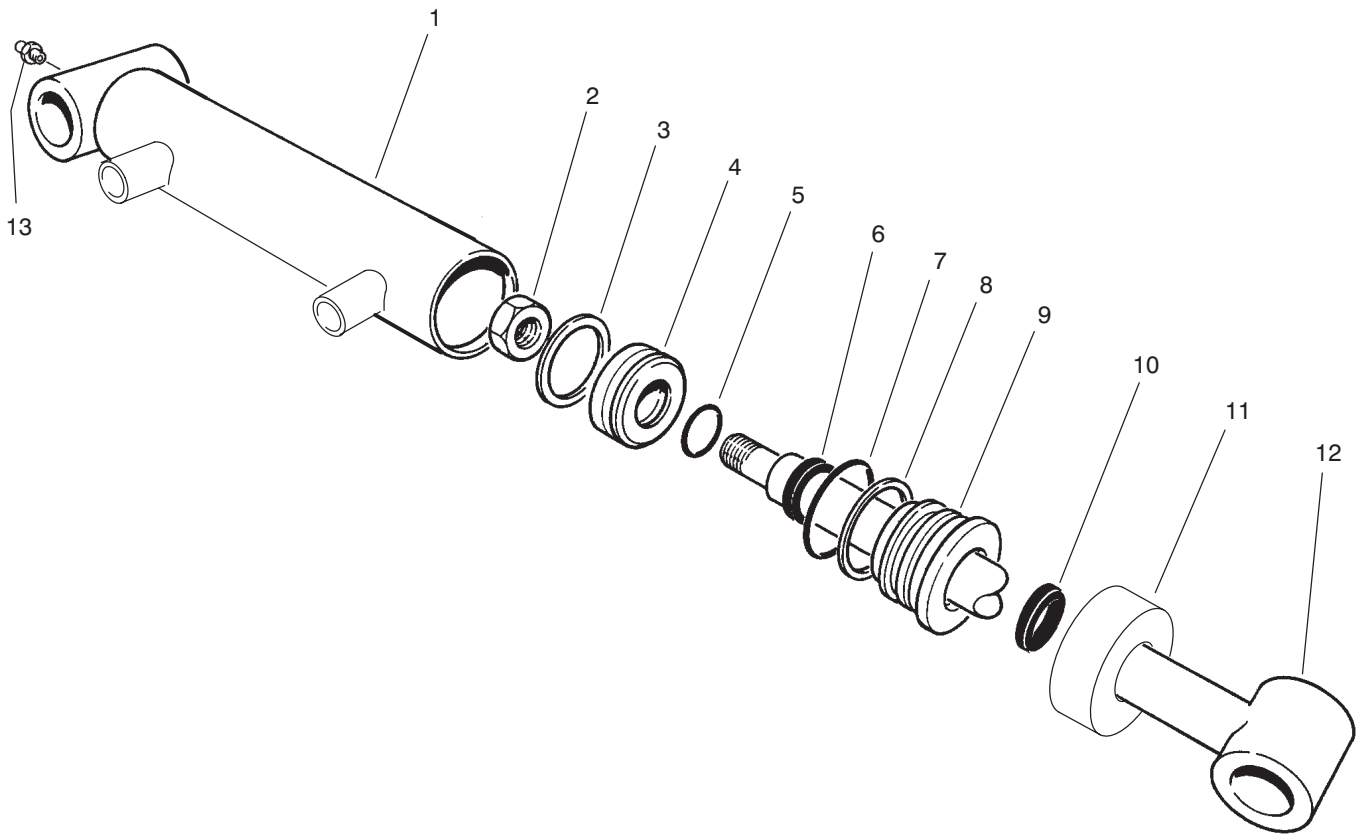
T-2115-1

HYDRAULIC CYLINDER NO. 93-7551

Ref. No.	Part No.	Description	No. Used
1	93-7558	Assembly - Barrel	1
2	32152-10	Nut	1
†3		Uni-ring	1
4	84-1710	Piston	1
†5		O-Ring	1
†6		Seal - Rod	1
†7		O-Ring	1
†8		Backup	1

Ref. No.	Part No.	Description	No. Used
9	93-7993	Head	1
†10		Seal-Dust	1
11	93-7994	Collar	1
12	84-1740	Shaft and Tube	1
13	302-5	Fitting - Grease	1
*	84-1760	Seal repair Kit (Incl. Ref. #3, 5-8 & 10)	1

*Not Illustrated
 †Not Serviced Separately



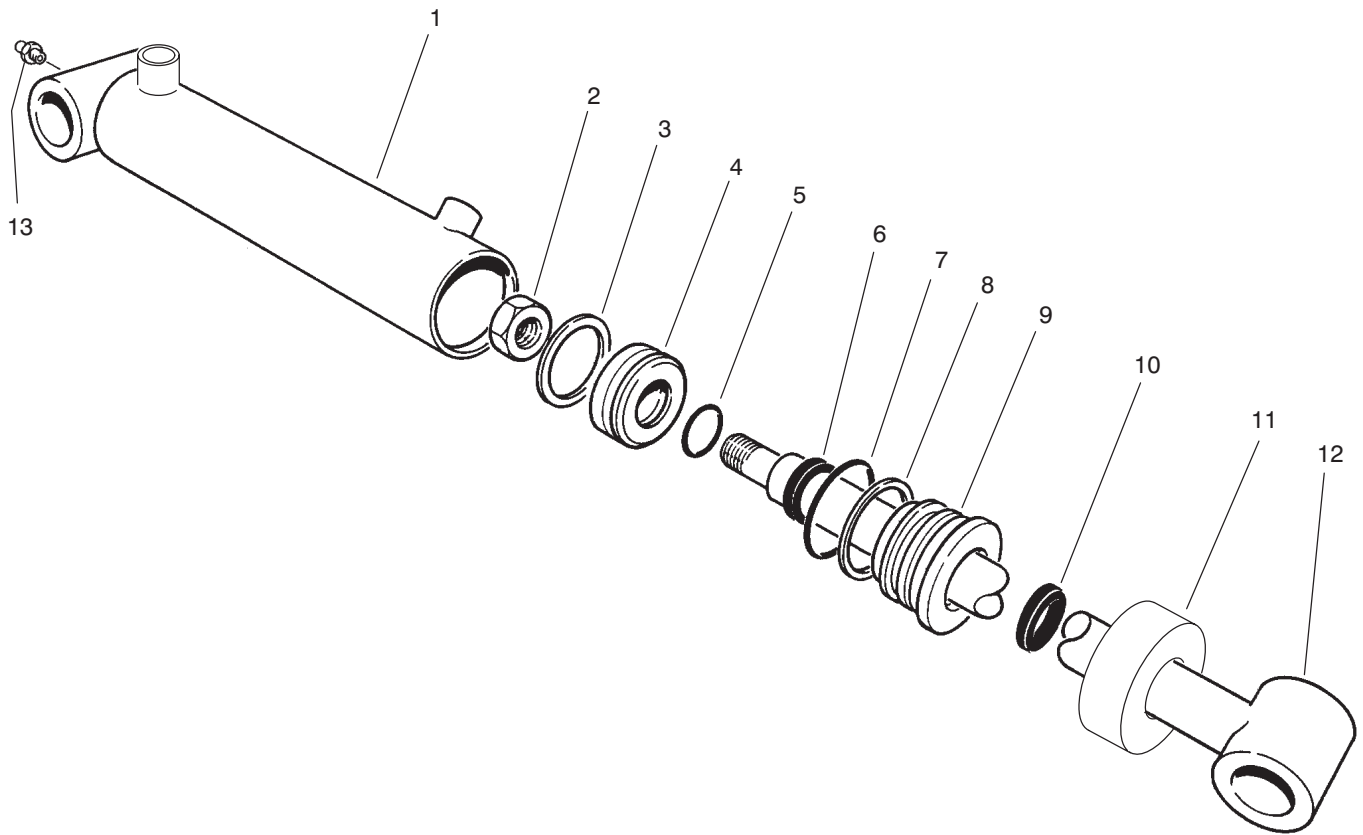
T-2114-1

HYDRAULIC CYLINDER NO. 93-9310

Ref. No.	Part No.	Description	No. Used
1	93-9312	Assembly - Barrel	1
2	32152-10	Nut	1
†3		Uni-ring	1
4	70-2780	Piston	1
†5		O-Ring	1
†6		Seal - Rod	1
†7		O-Ring	1
†8		Backup	1

Ref. No.	Part No.	Description	No. Used
9	93-7990	Head	1
†10		Seal - Dust	1
11	93-7991	Collar	1
12	75-3790	Shaft and Tube	1
13	302-5	Fitting - Grease	1
*	86-7330	Seal repair Kit (Incl. Ref. #3, 5-8 & 10)	1

*Not Illustrated
†Not Serviced Separately



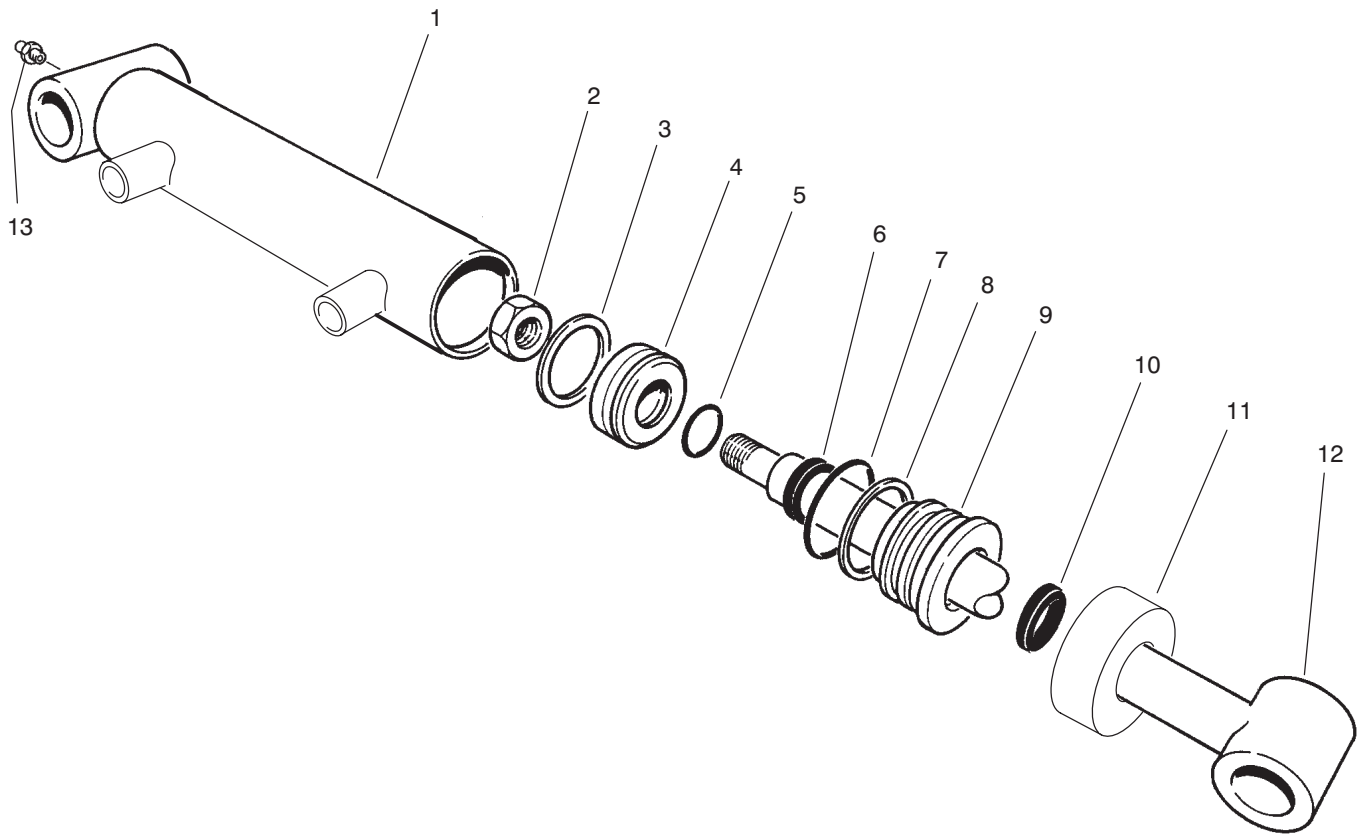
T-2115-1

HYDRAULIC CYLINDER NO. 93-7550

Ref. No.	Part No.	Description	No. Used
1	93-7557	Assembly - Barrel	1
2	32152-10	Nut	1
†3		Uni-ring	1
4	70-2780	Piston	1
†5		O-Ring	1
†6		Seal - Rod	1
†7		O-Ring	1
†8		Backup	1

Ref. No.	Part No.	Description	No. Used
9	93-7990	Head	1
†10		Seal-Dust	1
11	93-7991	Collar	1
12	75-2120	Shaft and Tube	1
13	302-5	Fitting - Grease	1
*	86-7330	Seal Repair Kit (Incl. Ref. #3, 5-8 & 10)	1

*Not Illustrated
 †Not Serviced Separately



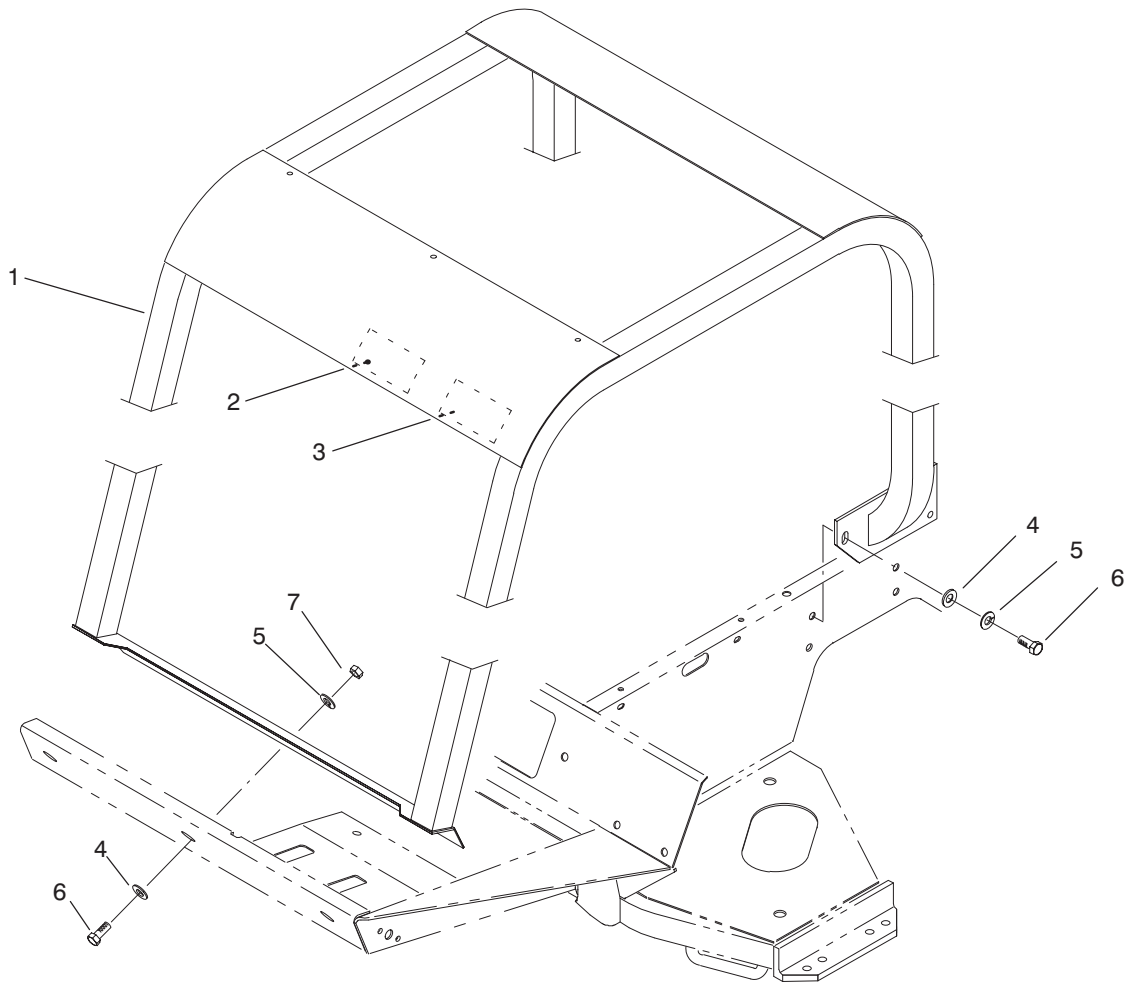
T-2114-1

HYDRAULIC CYLINDER NO. 93-9311

Ref. No.	Part No.	Description	No. Used
†1	93-9313	Assembly - Barrel	1
2	32152-10	Nut	1
†3		Uni-ring	1
4	70-2780	Piston	1
†5		O-Ring	1
†6		Seal - Rod	1
†7		O-Ring	1
†8		Backup	1

Ref. No.	Part No.	Description	No. Used
9	93-7990	Head	1
†10		Seal - Dust	1
11	93-7991	Collar	1
12	75-3790	Shaft and Tube	1
13	302-5	Fitting - Grease	1
*	86-7330	Seal repair Kit (Incl. Ref. #3, 5-8 & 10)	1

*Not Illustrated
 †Not Serviced Separately



T-1959-1

R.O.P.S. ASSEMBLY

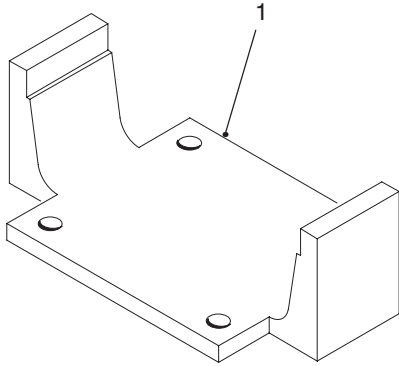
Ref. No.	Part No.	Description	No. Used
1	83-7410	Roll - Bar	1
2	85-9980	Decal - ROPS	1
*	93-8073	Decal - ROPS (Europe)	1
3	83-7430	Decal - Danger	1
*	93-8050	Decal - Danger (Europe)	1
*	84-4300	Decal - Danger (Japan)	1
4	3256-26	Washer - Flat	9

Ref. No.	Part No.	Description	No. Used
5	3253-7	Washer - Lock	9
6	325-5	Screw - Cap Hex. Hd.	9
7	3217-9	Nut - Lock	3
*	21-4191	Assembly - Seat Belt	1
*	3212-4	Screw - Cap Hex. Hd.	2
*	3253-6	Washer - Lock	2

*Not Illustrated

SPECIAL TOOLS

AXLE TOOL NO. *TOR859920



T-1325-1

Ref. No.	Part No.	Description	No. Used
1		Tool – Axle	1

*Obtain these items directly from OTC 2013 4th St. Owatonna, MN. 55060 1-800-533-0492
(in Minnesota and Canada 1-507-455-7050) Fax. 507-455-7011.

TORO PART NUMBER INDEX

Part No.	Description	Pg. No.	Ref. No.	Qty.	Part No.	Description	Pg. No.	Ref. No.	Qty.
3-3251	Spring - Compression	3	12	1	42-7170	Plug - Expansion	40	19	1
3-6498	Washer - Thrust	30	22	2	42-7180	Bushing	40	5	4
3-6498	Washer - Thrust	64	24	4	42-7190	Bushing	39	5	2
3-6498	Washer - Thrust	62	30	6	42-7200	Bushing	40	17	1
3-6657	Clamp - Cable	37	13	1	42-7290	Gasket	42	20	1
3-6657	Clamp - Cable	6	29	1	42-7310	Bearing - Needle	49	20	2
5-0652	Spacer	5	42	1	42-7390	Seal - Oil	44	7	1
5-0743	Spring - Counterbalance	64	2	2	42-7420	Cap - Oil	43	10	1
5-0743	Spring - Extension	62	22	3	42-7440	Hanger - Engine	43	6	2
5-1096	Chain - Cutting Unit	64	33	2	42-7510	Pipe	43	12	1
5-1226	Washer	56	43	2	42-7550	Gasket	47	6	1
7-3900	Pad - Brake	5	26	2	42-7550	Gasket	53	102	1
21-4191	Assembly - Belt, Seat	7	50	1	42-7730	Key - Woodruff	39	28	2
21-4191	Assembly - Seat Belt	70	*	1	42-7730	key - Woodruff	41	25	1
21-7670	Case - Differential	27	33	1	42-7840	Key - Sunk	41	20	1
21-7690	Gear - Pinion	26	6	2	42-7860	Seal	41	13	6
21-7700	Shaft - Pinion Mate	27	31	1	42-7890	Tappet	41	23	6
21-7710	Pin - Roll	27	30	1	42-7990	Ring - Snap	41	1	2
21-7720	Washer - Thrust	26	4	2	42-8010	Shim - 0.2 mm	48	5	A/R
21-7730	Washer - Thrust	26	7	2	42-8020	Shim - 0.3 mm	48	*	A/R
21-7770	Screw - Drive Gear	27	32	5	42-8030	Shim - 0.4 mm	48	*	A/R
21-8020	Spacer - Front Pinion	26	25	1	42-8040	Shim - 0.5 mm	48	*	A/R
21-8090	Diff. Adjust. Shim .003	27	38	A/R	42-8050	Shim - 0.6 mm	48	*	A/R
21-8100	Diff. Adjust. Shim .005	27	37	A/R	42-8060	Shim - 0.7 mm	48	*	A/R
21-8110	Diff. Adjust. Shim .010	27	36	A/R	42-8070	Shim - 0.8 mm	48	*	A/R
21-8120	Diff. Adjust. Shim .030	27	35	A/R	42-8080	Shim - 0.9 mm	48	*	A/R
21-8180	Bearing	28	3	2	42-8090	Shim - 1.0 mm	48	*	A/R
21-8270	Pin - Dowel	26	3	2	42-8690	Metal	49	5	1
21-8360	Clip - Retaining	28	12	2	42-8810	Pin - Grooved	49	30	1
21-8390	Cup - Bearing	26	24	1	42-8830	O - Ring	42	2	1
21-9260	Seal - Shaft	3	27	1	42-8830	O - Ring	53	107	1
21-9370	Screw - Adjusting	28	16	2	42-8930	Spring	42	19	1
21-9380	Nut - Pivot	28	17	2	42-9210	Bolt - Cap, Bearing	40	10	8
21-9390	Socket - Adjusting Screw	28	15	2	42-9240	Bolt W/Washer	48	25	3
21-9420	Spring - Shoe Return, L.H.	28	19	2	42-9250	Screw - Cap Hex. Hd.	37	40	8
21-9430	Spring - Shoe Return, R.H.	28	7	2	42-9300	Screw - Cap Hex. Hd.	38	64	1
21-9440	Spring - Adjusting Screw	28	14	2	42-9440	Bolt W/Washer	39	6	4
21-9450	Shield - Dust	28	5	2	42-9440	Bolt with Washer	42	34	1
21-9460	Retainer - Brake, Parking	28	10	4	42-9570	Stud	43	3	4
23-2270	Bushing - Rubber	30	26	1	42-9600	Washer - Lock	59	9	28
23-7270	Nut - Lug	24	2	10	42-9600	Washer - Lock	38	65	1
24-0760	Exchanger - Heat	34	45	1	42-9600	Washer - Lock M10	57	42	24
24-8790	Gear - Bevel, Differential	26	5	2	42-9810	Washer - Plain	39	13	1
24-8840	Ring - Bearing, Wheel	28	22	2	42-9820	Washer	41	18	1
24-9180	Lever, Brake, Parking	28	4	2	42-9830	Washer - Seal	48	1	2
25-8640	Screw - Hex. Head	6	25	2	42-9850	Washer - Lock	36	16	6
27-2360	Assembly - Ignition Switch	11	19	1	42-9850	Washer - Lock	37	28	2
27-3710	Dipstick - Axle	25	48	1	42-9850	Washer - Lock	61	28	1
27-5340	Hose - Fuel	22	11	1	42-9850	Washer - Lock M8	57	34	8
27-6852	Shaft - Axle, Flanged R.H.	28	*	1	42-9850	Washer - Lock, M8	59	29	28
27-6862	Shaft - Axle, Flanged L.H.	28	1	1	43-1810	Ring - Gear	39	24	1
27-7110	Assembly - Element	55	8	1	43-2550	Filter	48	29	1
27-7120	Nut	55	3	1	43-2560	Gasket	48	28	1
27-7130	Assembly - Clamp	55	4	1	43-2570	Gasket	48	30	1
27-7140	Baffle	55	2	1	43-2580	Magnet	48	27	1
27-7150	Assembly - Cup	55	1	1	43-2740	Gasket	36	8	1
27-7160	Decal - Instructions	54	4	1	43-2750	Nut	48	23	1
27-7170	Assembly - Band	55	7	2	43-2750	Nut - Lock	36	9	1
27-7220	Air Cleaner Soap	55	*	1	43-2860	Bolt W/Washer	48	9	2
27-9560	Spacer	38	53	1	43-3810	Tube - Air Cleaner (Optional)	55	13	1
28-0670	Seal - Oil	28	8	2	43-5930	Washer - Lock	59	14	12
28-0680	Drum - Brake	28	13	2	43-5930	Washer - Lock	37	26	1
28-1280	Boot - Cable	54	14	1	43-6710	Diff. Adjust. Shim .003	26	15	A/R
29-6162	Switch - Neutral	30	6	1	43-6711	Diff. Adjust. Shim .005	26	16	A/R
33-1260	Assembly - Cover	55	12	1	43-6712	Diff. Adjust. Shim .010	26	17	A/R
33-1270	Bowl	55	11	1	43-6713	Diff. Adjust. Shim .030	26	18	A/R
36-3400	Decal - No Step	63	62	2	43-6750	Cup - Bearing, Tapered	26	10	1
38-3400	Guard - Rubber	18	8	2	43-6760	Cone - Bearing, tapered	26	9	1
42-6080	Shim - Axle	24	43	A/R	43-6810	Spider - Torque	28	6	2
42-7080	Cap - Sealing	43	7	5	44-2210	Assembly - Warning Light	11	6	1
42-7160	Pin - Dowel	40	18	1	44-2670	Hose - Fuel	22	18	1

*Not Illustrated

TORO PART NUMBER INDEX (Cont.)

3318-248

Part No.	Description	Pg. No.	Ref. No.	Qty.	Part No.	Description	Pg. No.	Ref. No.	Qty.
46-6550	Connector - Fuel, Elbow 90°	22	20	1	63-8140	Pulley - Idler	38	58	1
46-6560	Grommet	22	21	2	63-8280	Head-Filter, Fuel	23	1	1
46-8091	Screw - Cap Hex. Hd.	1	7	4	63-8290	Vent-Air	23	2	1
47-0110	Spacer - Spindle	37	6	1	63-8300	Element-Spin-On	23	3	1
48-1990	Nut - Jam	42	12	1	63-8310	Valve-Drain	23	4	1
48-4220	Assembly - Air Cleaner	54	2	1	63-8360	Key - Ignition	11	9	1
48-4220	Assembly - Air Filter	55	*	1	63-8410	Washer - Flat	22	27	3
48-7430	Assembly - Pre-Cleaner	55	*	1	63-8410	Washer - Flat	14	37	3
48-7700	Screw - Cap Hex. Hd.	37	21	1	63-9920	Decal - EEC 105	7	46	1
48-7710	Screw - Cap Hex. Hd.	36	20	2	65-5100	Handle	1	5	2
48-7710	Screw - Cap, M8 x 20	59	39	4	66-2330	Base - Battery	54	10	1
48-7780	Screw - Cap Hex. Hd.	56	48	8	66-2490	Clamp - Battery	54	18	1
48-7890	Nut - Hex.	37	27	1	66-2920	Washer - Friction	6	32	2
48-7930	Nut - Lock	36	17	4	66-2960	Cluster - Warning	11	7	1
48-8030	Washer - Flat	61	29	1	66-3180	Tube - Vent	33	26	1
48-8070	Washer - Lock	37	39	10	66-3240	Cap - Radiator	33	13	1
48-9220	Washer - Flat	56	47	8	66-4190	Spring	6	37	1
48-9460	Bolt - Hex. Hd.	57	35	4	66-6480	Washer - Flat	24	44	4
48-9460	Screw - Cap Hex. Hd.	61	27	1	66-8121	Standpipe - Elbow 90°	22	19	1
48-9460	Screw - Cap, M8 x 25	59	28	20	66-8520	Bumper - Down-stop	8	17	2
48-9470	Bolt - M10 x 30	58	43	24	66-8530	Adjuster	8	16	1
48-9470	Screw - Cap, M10 x 30	59	10	4	66-8560	Nut - Push	8	11	4
48-9480	Screw - Cap Hex. Hd.	56	30	4	66-8610	Weldment - Lower	8	10	1
49-2040	Screw - Hex. Washer Hd.	2	49	2	66-8800	Relay - Glow Plug	34	56	1
49-6440	Plate - Traction Pedal	5	11	1	66-9290	Spacer	8	15	6
52-1320	Decal - Fuel	2	28	1	66-9303	Screw - Cap Hex. Hd.	36	6	3
53-8150	Assembly - Fuel Pump	22	2	1	66-9770	Seal	4	28	1
53-8150	Assembly - Pump, Electric	48	*	1	66-9780	Bushing	4	29	1
53-9680	Mount - Engine	37	46	2	66-9860	Upper Cover & Jacket	4	37	1
54-8660	Washer	47	17	1	66-9870	Plate - Retaining	4	38	1
54-8670	Bolt	39	26	4	66-9880	Washer - Retaining Plate	4	39	1
54-9040	Yoke - End	36	1	1	66-9890	Ring - Retaining	4	40	1
54-9090	Yoke - End	61	7	1	66-9900	Shaft - Input	4	41	1
54-9180	Kit - U-Joint	36	25	1	66-9970	Spring Kit	4	*	1
54-9180	Kit - Universal Joint	61	8	2	66-9980	Seal - Kit	4	*	1
55-4300	Decal - Warning	62	33	3	66-9990	Needle Roller Kit	4	*	1
55-4300	Decal - Warning	65	45	2	67-1630	Spacer - Fan	37	10	1
56-0100	Plug - Taper	40	8	1	67-1690	Fitting - Fuel Elbow 90°	22	35	2
56-0220	Pin - Dowel	40	1	2	67-1750	Bushing - Sleeve	62	9	12
56-0750	Clamp A	48	8	2	67-1750	Bushing - Sleeve	56	13	2
56-0760	Clamp B	48	12	2	67-1750	Bushing - Sleeve	64	27	8
56-1230	Shaft	40	6	1	67-2340	Bolt W/Washer	44	3	7
56-1310	Switch - Oil	42	5	1	67-2340	Bolt W/Washer	42	10	15
56-1360	Fitting - Outlet, Water	47	5	1	67-2340	Bolt W/Washer	41	27	2
56-1400	Clip	47	20	2	67-2440	Bolt W/Washer	48	26	2
56-2020	Bolt W/Washer	47	4	2	67-2500	Plunger	42	18	1
56-2460	Washer - Flat	56	14	2	67-2520	Plug	42	21	1
57-6390	Nut - Lock	37	37	2	67-2570	Plug - Taper	40	3	1
60-7280	Bolt	43	2	4	67-2570	Plug - Taper	43	16	1
60-7390	Plate - Thrust	41	26	1	67-3100	Retainer	41	14	6
61-2790	Screen - Filler	14	3	1	67-3260	Washer - Spring	49	34	1
62-3820	Fitting - Grease	36	24	1	67-3390	Gasket - Holder	48	4	3
62-5550	Decal - TORO	1	1	1	67-3390	Gasket - Holder	53	105	3
62-5550	Decal - Toro (Europe)	54	30	1	67-3430	Nut	48	13	3
62-6300	Assembly - Sleeve	55	10	1	67-3440	Gasket - Fuel Return	53	104	3
62-7400	Decal - TORO	1	16	1	67-3440	Gasket - Return, Fuel	48	14	3
62-7650	Gasket - Sending Unit	22	7	1	67-4180	Nut	49	7	1
63-6890	Hinge - Hood R.H.	1	*	1	67-4200	Nut	49	8	1
63-6900	Hinge - Hood L.H.	1	17	1	67-4210	Case	49	12	1
63-7380	Assembly - Expansion Tank	54	7	1	67-4220	Screw - Adjusting	49	9	1
63-7400	Washer - Flat	37	34	4	67-4240	Cap	49	2	1
63-7440	Solenoid - Stop	36	10	1	67-4290	Nut	49	32	2
63-7590	Relay - Starter	33	42	1	67-4580	Bolt	43	1	2
63-7610	Hose - Fuel	22	1	1	67-4660	Bolt - Flange Head	47	18	1
63-7628	Hose - Fuel	22	29	1	67-4790	Assembly - Shaft, Pinion	50	12	1
63-7640	Unit - Sending	22	8	1	67-7160	Block - Fuse	11	21	2
63-7650	Filter - Fuel	22	32	1	67-7960	Decal - Hands/Feet	63	*	3
63-7732	Cable - Brake R.H.	5	*	1	67-7960	Decal - Hands/Feet	65	*	2
63-7733	Cable - Brake L.H.	5	29	1	67-9410	Washer - Thrust	56	27	2
63-7880	Pin - Brake Latch	5	28	1	68-5140	Cap - Steering Wheel	3	7	1
63-7900	Rack - Parking Brake	3	20	1	68-5370	Decal - TORO	3	5	1

*Not Illustrated

TORO PART NUMBER INDEX (Cont.)

Part No.	Description	Pg. Ref. No. No. Qty.	Part No.	Description	Pg. Ref. No. No. Qty.
68-6150	Breather - Hydraulic Tank	14 2 1	72-4990	Shim .8 mm	57 * 1
68-6823	Assembly - Axle	56 42 1	72-5000	Shim 1.0 mm	57 * 1
69-4780	Clamp - Light Cluster	12 42 1	72-5010	Shim 1.2 mm	57 * 1
69-8930	Washer - Flat	20 13 8	72-5020	Shaft - Pinion	58 47 1
69-8960	Spacer	20 29 4	72-5030	Pin - Dowel	58 45 2
70-2560	Decal - Lube	56 36 1	72-5040	Washer - Gear, Diff.	57 11 1
70-2780	Piston	67 4 1	72-5090	Gear - Bevel	59 18 2
70-2780	Piston	68 4 1	72-5090	Gear - Bevel	57 21 2
70-2780	Piston	69 4 1	72-5100	Spacer	57 20 2
70-2970	Nut - Jam	41 5 6	72-5130	Vent	57 23 1
70-3970	Plate - Shim .6 mm	46 28 A/R	72-5140	O-Ring	57 25 1
70-4070	Plate - Shim .2 mm	46 * A/R	72-5150	Plug	57 26 1
70-4080	Plate - Shim .3 mm	46 * A/R	72-5160	Shim .1mm	57 29 1
70-4090	Plate - Shim .4 mm	46 * A/R	72-5170	Shim .15 mm	57 * 1
70-4100	Plate - Shim .5 mm	46 * A/R	72-5180	Shim .5 mm	57 * 1
70-8220	Cable - Ground	37 41 1	72-5190	Shim .8 mm	57 * 1
70-8530	Wire - Fuel Pump	22 33 1	72-5200	Shim 1.0 mm	57 * 1
70-8570	Breaker - Circuit	12 * 2	72-5210	Shim 1.2 mm	57 * 1
71-1520	Cap - Expansion Tank	54 8 1	72-5360	Ring - Retaining	57 19 2
71-4330	Seal	27 41 1	72-5370	Ring - Retaining	57 22 2
71-4350	Nut	26 20 1	72-5440	Pin - Spring	58 46 1
71-4450	Bolt - Wheel	56 39 10	72-5460	O-Ring	57 32 1
71-4570	Housing - Clutch	61 23 1	72-5540	Case - Knuckle	59 30 2
71-4580	Clutch - Roller	61 22 2	72-5550	Cover	59 26 2
71-4590	Washer - Thrust	61 14 2	72-5560	Pin - King, Knuckle	59 20 2
71-4740	Assembly - Tie Rod End	56 33 2	72-5570	Shaft - Axle, Outer	59 35 2
71-4760	Seal - Tie Rod End	56 32 2	72-5580	Gear - Bevel	59 5 4
72-0270	Nut - Retaining	46 1 3	72-5590	Retainer - Bearing	59 15 2
72-0280	Piece - Distance	46 3 3	72-5630	Gasket	59 16 2
72-3420	Shaft - Slip Yoke	61 9 1	72-5650	Hub - Wheel	59 34 2
72-3440	Yoke - Shaft	61 12 1	72-5660	Washer - Shaft, Wheel	59 33 2
72-3560	Decal - 4WD	2 54 2	72-5680	Spacer	59 19 2
72-3570	Shim .094 - Diff. Adjust.	26 22 A/R	72-5720	Ring - Retaining	59 4 2
72-3571	Shim .096 - Diff. Adjust.	26 * A/R	72-5730	Seal - Oil	59 24 4
72-3572	Shim .098 - Diff. Adjust.	26 * A/R	72-5740	Seal - Oil	59 2 2
72-3573	Shim .100 - Diff. Adjust.	26 * A/R	72-5770	Nut - Castle	59 32 2
72-3574	Shim .102 - Diff. Adjust.	26 * A/R	72-5780	Key	59 36 2
72-3575	Shim .104 - Diff. Adjust.	26 * A/R	72-5790	Screw - Cap, M6 x 18	59 13 12
72-3576	Shim .106 - Diff. Adjust.	26 22 A/R	72-5800	Bolt	57 1 8
72-3577	Shim .108 - Diff. Adjust.	26 * A/R	72-5810	Bolt	57 7 8
72-3578	Shim .110 - Diff. Adjust.	26 * A/R	72-5820	Plug	57 28 1
72-3580	Shim .112 - Diff. Adjust.	26 * A/R	72-5840	Gasket	57 27 1
72-3581	Shim .114 - Diff. Adjust.	26 * A/R	72-6950	Retainer	40 16 1
72-3582	Shim .116 - Diff. Adjust.	26 * A/R	72-9420	Assembly - Vent Tube	27 39 1
72-3583	Shim .118 - Diff. Adjust.	26 * A/R	74-0720	Tube - Manual	6 11 1
72-3584	Shim .120 - Diff. Adjust.	26 * A/R	74-3810	Assembly - Load Plate	21 9 1
72-3585	Shim .125 - Diff. Adjust.	26 * A/R	74-5520	Clutch - Fan	37 1 1
72-3586	Shim .127 - Diff. Adjust.	26 * A/R	74-5950	Assembly - Swell Latch	11 5 1
72-3587	Shim .129 - Diff. Adjust.	26 * A/R	74-5950	Assembly - Swell Latch	2 44 3
72-3588	Shim .131 - Diff. Adjust.	26 * A/R	74-9100	Pad - Forward	5 12 1
72-3590	Shim .133 - Diff. Adjust.	26 * A/R	74-9110	Pad - Reverse	5 14 1
72-3591	Shim .135 - Diff. Adjust.	26 * A/R	75-0012	Assembly - Transmission	24 34 1
72-3592	Shim .137 - Diff. Adjust.	26 * A/R	75-0020	Housing	29 5 1
72-3593	Shim .139 - Diff. Adjust.	26 * A/R	75-0030	Gasket - Housing	29 46 1
72-3594	Shim .141 - Diff. Adjust.	26 * A/R	75-0040	Center Section	29 18 1
72-3595	Shim .143 - Diff. Adjust.	26 * A/R	75-0060	Plug	29 20 4
72-3596	Shim .145 - Diff. Adjust.	26 * A/R	75-0070	Plug	29 41 1
72-3597	Shim .147 - Diff. Adjust.	26 * A/R	75-0090	Screw - Cap Hex Hd.	29 9 8
72-3598	Shim .149 - Diff. Adjust.	26 * A/R	75-0110	Screw - Cap Hex Hd.	29 35 2
72-3600	Shim .151 - Diff. Adjust.	26 * A/R	75-0120	Screw - Cap Hex Hd.	29 28 1
72-4870	Case - Differential	57 24 1	75-0130	Screw - Cap Hex Hd.	29 24 3
72-4880	Cover	57 2 1	75-0140	Spring - Conical	29 26 1
72-4890	O-Ring	57 3 1	75-0150	Guide - Seal	29 2 1
72-4900	Case - Differential	57 8 1	75-0160	Plug - Pipe	29 47 1
72-4910	Flange - Case, Diff.	57 12 1	75-0170	Plug - Straight Thread	29 19 4
72-4930	Gear - Side, Differential	57 9 1	75-0180	Screw - Cap Hex Hd.	29 36 2
72-4940	Gear - Side, Differential	57 40 1	75-0190	Plug - Special	29 27 2
72-4950	Gear - Pinion, Differential	57 10 2	75-0200	Plug - Straight Thread	29 38 2
72-4960	Shim .1 mm	57 5 1	75-0210	O-Ring	29 6 2
72-4970	Shim .15 mm	57 * 1	75-0220	Pin	29 48 2
72-4980	Shim .5 mm	57 * 1	75-0230	Seal - Lip	29 8 1

*Not Illustrated

TORO PART NUMBER INDEX (Cont.)

3318-248

Part No.	Description	Pg. Ref. No. No. Qty.	Part No.	Description	Pg. Ref. No. No. Qty.
75-0240	O-Ring	29 21 6	75-2970	Pedal - Traction	5 13 1
75-0250	Pin - Slotted	29 54 1	75-3010	Joint - Arm	64 41 2
75-0260	Valve - Relief	29 23 4	75-3010	Joint - Arm	63 54 3
75-0270	Spring	29 39 1	75-3110	Collar - Transmission	24 14 1
75-0280	Spring	29 42 1	75-3270	Lever - Traction Pivot	5 8 1
75-0290	Spring	29 22 2	75-3390	Bracket - Backlap	34 55 1
75-0310	Shim	29 40 1	75-3400	Shaft - Seat Pivot	6 15 1
75-0320	Nipple	29 37 1	75-3420	Assembly - Lift Control	12 37 1
75-0330	Seal - Lip	29 34 1	75-3430	Rod - Throttle	6 33 1
75-0340	Bearing - Needle	29 33 1	75-3480	Weldment - Upper	8 23 1
75-0350	Pin	29 31 1	75-3510	Bolt - Shoulder	8 26 2
75-0360	Gerotor	29 30 1	75-3530	Spring - Compression	8 3 1
75-0370	O-Ring	29 29 1	75-3540	Pin - Roll	8 6 1
75-0380	Plate - Valve	29 15 1	75-3550	Bumper - Seat	8 7 2
75-0390	Plate - Swash	29 12 1	75-3580	Plate - Mounting, Seat	8 2 1
75-0400	Plate - Thrust	29 13 2	75-3680	Rod - Seat	6 20 1
75-0410	O-Ring	29 3 1	75-3710	Dipstick	14 4 1
75-0430	Ring - Retaining	29 1 1	75-3780	Fan	37 2 1
75-0440	Shaft - Motor	29 45 1	75-3790	Shaft and Tube	67 12 1
75-0450	Collar	29 50 1	75-3790	Shaft and Tube	69 12 1
75-0460	Bearing - Ball	29 51 2	75-3810	Bracket - Roller	64 15 2
75-0470	Cylinder Block Kit	29 14 2	75-3860	Fender - L.H.	2 29 1
75-0480	Pin	29 10 2	75-4080	Plate - Traction	30 15 1
75-0500	Bearing - Needle	29 16 2	75-4100	Control - Pump	30 25 1
75-0510	Pin	29 17 1	75-4130	Plate - Switch	30 7 1
75-0520	Bearing - Ball	29 4 1	75-4180	Pin - Rear Axle	56 44 1
75-0550	Strainer - Suction	14 29 1	75-4250	Bracket - Expansion Tank	54 21 1
75-0560	Assembly - Steering Wheel	3 4 1	75-4360	Bracket - Switch	6 8 1
75-0570	Cable - Hood	1 21 1	75-4370	Bracket - Switch (Seat)	6 3 1
75-0600	Assembly - Steering Valve	3 26 1	75-4400	Adaptor - Transmission	31 8 1
75-0600	Valve - Power Steering	4 * 1	75-4450	Hub - Fan Drive	37 9 1
75-0610	Tread - Foot R.H.	2 * 1	75-4520	Spring - Torsion R.H.	64 37 1
75-0620	Tread - Foot L.H.	2 39 1	75-4530	Spring - Torsion L.H.	64 * 1
75-0630	Tread - Foot Center	2 37 1	75-4550	Shaft - Center Arm Pivot	62 27 1
75-0640	Tread - Footrest R.H.	2 * 1	75-4590	Rod - Pivot	64 34 2
75-0650	Tread - Footrest L.H.	2 35 1	75-4650	Bracket - Spring Rear L.H.	64 * 1
75-0721	Housing-Lower	27 34 1	75-4690	Bracket - Spring Rear R.H.	64 8 1
75-0750	Decal - Backlap	34 53 1	75-4700	Hose - Fuel	22 13 1
75-0920	Cartridge - Relief 3000 psi	17 13 1	75-4701	Hose - Fuel	22 16 1
75-0930	Hook - Oil Cooler	33 6 4	75-4701	Hose - Fuel Vent	33 28 1
75-1010	Assembly - Toggle Switch	11 16 1	75-4710	Warning Light Harness	11 28 1
75-1020	Switch - Backlap	33 44 1	75-4720	Fitting - Hydraulic 90°	24 26 1
75-1040	Cooler - Oil	34 52 1	75-5190	Decal - No Riders	2 32 2
75-1100	Support - Axle	56 5 1	75-5200	Bracket - Spring R.H.	62 * 1
75-1180	Manifold	19 7 2	75-5210	Bracket - Spring Center	62 16 1
75-1180	Manifold - Hydraulic	18 23 1	75-5220	Bracket - Spring L.H.	62 * 1
75-1210	Nut-Lock	60 2 1	75-5310	Spacer - Bearing	37 8 1
75-1220	Piston	60 3 1	75-5350	Pin - Cylinder Rod End	64 23 2
75-1250	Seal Kit	60 6 1	75-5350	Pin - Cylinder Rod End	62 31 3
75-1260	Head-Internal	60 4 1	75-5360	Pin - Cylinder Cap End	65 49 2
75-1280	Decal - Warning	1 24 1	75-5390	Roller	64 20 2
75-1300	Asm. - Hydraulic Filter Head	14 31 1	75-5400	Shaft - Roller	64 19 2
75-1310	Element - Hydraulic Filter	14 34 1	75-5410	Bracket - Arm	63 53 2
75-1330	Filter - Oil	24 31 1	75-5470	Spacer	30 12 2
75-1360	Cable - Battery (Ground)	37 23 1	75-5720	Hose - Hydraulic	14 19 1
75-1370	Asm. - Battery Cable (+)	54 13 1	75-5740	Box - Control	11 24 1
75-1390	Panel - Access	2 38 1	75-5780	Hinge - Cover	2 51 1
75-1410	Panel - Floor	2 36 1	75-5780	Hinge - Cover	12 59 1
75-1420	Cover - Steering Tower	1 2 1	75-5810	W.A. - Tool Box	2 26 1
75-1430	Assembly - Brake Pedal R.H.	5 35 1	75-5890	Hose - Hydraulic	18 10 1
75-1440	Pedal - Brake L.H.	5 33 1	75-5890	Hose - Hydraulic	62 28 2
75-1470	Shaft - Brake Pedal	5 36 1	75-5890	Hose - Hydraulic	16 35 1
75-1490	Rod - Parking Brake	3 13 1	75-5900	Hose - Hydraulic	16 30 1
75-2010	Cartridge - Relief 2000 psi	17 14 1	75-5900	Hose - Hydraulic	63 47 1
75-2080	Kit - Seal	17 * 10	75-5910	Hose - Hydraulic	18 11 1
75-2090	Kit - Seal	17 * 3	75-5910	Hose - Hydraulic	63 60 1
75-2120	Shaft and Tube	68 12 1	75-5940	Hose - Hydraulic	18 9 1
75-2170	Tube - Pump Control	5 37 1	75-5940	Hose - Hydraulic AUX	3 23 1
75-2810	Clamp - Steering Valve	3 3 1	75-6070	Hose - Hydraulic	19 15 1
75-2851	Hose - Expansion Tank	54 5 1	75-6070	Hose - Hydraulic L.H. (Cap)	64 11 1
75-2851	Hose - Expansion Tank	33 16 1	75-6080	Hose - Hydraulic	19 14 1

*Not Illustrated

TORO PART NUMBER INDEX (Cont.)

Part No.	Description	Pg. No.	Ref. No.	Qty.	Part No.	Description	Pg. No.	Ref. No.	Qty.
75-6080	Hose - Hydraulic L.H. (Rod)	64	*	1	83-5130	Spacer - Pinion	26	21	1
75-6130	Hose - Hydraulic	14	9	1	83-5150	Pin - Cylinder	56	18	1
75-6180	Hose - Hydraulic	19	1	2	83-5160	Shim	56	29	2
75-6180	Hose - Hydraulic R.H.	64	21	2	83-5170	Stop - Reel, LH	65	*	1
75-6220	Hose - Hydraulic	56	23	1	83-5180	Shim - Axle	56	35	2
75-6220	Hose - Hydraulic LT	3	24	1	83-5190	Drive Shaft Assembly	61	*	1
75-6230	Hose - Hydraulic	56	24	1	83-5260	Tube - Slip Yoke	61	11	1
75-6230	Hose - Hydraulic RT	3	18	1	83-5270	Tube - Axle, R.H.	57	16	1
75-6240	Hose - Hydraulic	31	14	1	83-5280	Axle - R.H.	57	17	1
75-6240	Hose - Hydraulic IN	3	19	1	83-5290	Tube - Axle, L.H.	58	44	1
75-6250	Hose - Hydraulic	14	17	1	83-5310	Axle - L.H.	57	41	1
75-6250	Hose - Hydraulic OUT	3	25	1	83-5330	Washer - Bearing	57	38	1
75-6260	Cover - Tool Box	2	47	1	83-5340	Nut - Bearing	57	37	1
75-6270	Cover - Control Box	11	15	1	83-5350	Case - Bearing	57	33	1
75-6280	Bracket - Hose	1	22	1	83-5360	Seal - Oil	57	36	1
75-6340	Strainer - In-Line	24	41	1	83-5370	Assembly - Ring & Pinion	58	*	1
75-6350	Hose	24	28	1	83-5380	Assembly - Piston Rod	60	5	1
75-6370	Cover - Sensor	63	49	1	83-6780	Pin - Cylinder (Long)	63	61	2
75-6380	Shaft - Fan	37	3	1	83-6790	Pin - Cylinder (Short)	62	43	1
75-6390	Pulley - Fan	37	5	1	83-7410	Roll - Bar	70	1	1
75-6490	Lever - Pedal Stop	5	20	1	83-7430	Decal - Danger	70	3	1
75-6510	Lever - Bracket	5	16	1	83-7460	Spacer - Wheel	56	41	2
75-6550	Disc - Friction	5	17	1	83-7470	Shim	61	2	2
75-6580	Cable - Pedal	5	7	1	83-9150	Decal - Starting Fluid	54	3	1
75-6640	Fitting - Hydraulic 90°	16	20	2	84-1710	Piston	66	4	1
75-6680	Bar - Weight (Europe)	54	25	1	84-1740	Shaft and Tube	66	12	1
75-6710	Decal - Fast/Slow	5	18	1	84-1760	Seal repair Kit	66	*	1
75-6820	Meter - Hour	12	47	1	84-2780	Decal - No Step (Japan)	63	*	2
75-6840	Knob - Knurled	2	42	4	84-2860	Decal - Fuel (Japan)	2	*	1
75-6850	Tube - Oil Fill	25	47	1	84-2940	Decal - Warning (Japan)	62	*	3
75-6870	Hose - Hydraulic Suction	14	28	1	84-2940	Decal - Warning (Japan)	65	*	2
75-6870	Hose - Suction	31	1	1	84-3100	Decal - Starting Fluid	54	*	1
75-6880	Screen - Spark Arrester	36	*	1	84-3260	Decal - Backlap (Japan)	34	*	1
75-6930	Valve - SCR	29	52	1	84-3340	Decal - Warning (Japan)	1	*	1
76-1910	Shaft - Pivot	8	12	2	84-3420	Decal - No Riders (Japan)	2	*	2
76-1920	Bushing - Sleeve	8	9	4	84-3500	Decal - Fast/Slow (Japan)	5	*	1
76-1930	Knob - Tension Adjustment	8	19	1	84-3660	Decal - Warning (Japan)	2	*	1
76-1940	Spring - Extension	8	14	2	84-4220	Decal - Hands/Feet	63	*	3
76-2460	Bearing Assembly	61	5	1	84-4220	Decal - Hands/Feet	65	*	2
76-2940	Bumper - Rubber	8	8	2	84-4300	Decal - Danger (Japan)	70	*	1
76-4690	Axle Coupling Assembly	61	15	1	84-8320	Insert - Hinge	62	10	4
76-8640	Stud - Traction	30	23	1	84-8590	Assembly - Shoe & Lining	28	9	4
76-8730	Decal - Bolt Torque	24	1	2	84-8600	Set of Lined Brake Shoes	28	*	1
76-8750	Plate - Caution	33	21	1	85-4330	Cover - Gear	24	9	1
76-9430	Spring - Extension	30	8	1	85-4340	Plate - Sensor Mounting	24	11	1
77-0490	Decal - Bolt	24	17	1	85-4350	Sensor - Gear Tooth	24	5	1
77-2870	Weldment - Hanger	8	18	1	85-4390	Sensor - Magnet	65	60	1
80-4860	Pin - Clevis	8	1	1	85-4420	Gauge - Speedometer	11	2	1
80-4880	Decal - Bolt (Japan)	24	*	1	85-4440	Decal - ECU	12	61	1
82-6490	Hose - Hydraulic	63	65	1	85-4470	Assembly - Potentiometer	12	44	1
82-6910	Screw - Cap Hex. Hd.	56	26	4	85-4480	Knob	11	25	1
82-8170	Clamp	20	35	4	85-4491	Lamp - Diagnostic	12	57	1
82-8170	Clamp	65	57	2	85-4530	Decal - Danger	6	17	1
82-8170	Clamp - Hose	62	8	8	85-4610	Decal - Clip	6	41	1
82-8170	Clamp - Rubber	18	20	4	85-4650	Connector - Loop Back	12	*	1
82-8270	Valve - Flow Control	19	13	1	85-4730	Decal - Hyd. Oil	1	4	1
82-8270	Valve - Flow Control	16	31	1	85-4730	Decal - Oil	18	7	1
82-8270	Valve - Flow Control	63	71	1	85-4750	Display - Diagnostic-ACE	9	2	1
82-9060	Adjuster W/Handle	8	13	1	85-4760	Decal - Diagnostic-ACE	9	1	1
83-4780	Housing - Charge Pump	29	32	1	85-9900	Plate - Spring Anchor	30	16	1
83-4900	Shaft - Traction	61	31	1	85-9910	Eyebolt	30	27	1
83-4910	Coupler - Pinion	27	40	1	85-9980	Decal - ROPS	70	2	1
83-4930	Arm - Steering L.H.	56	31	1	86-3040	Coupling - Driveshaft	36	7	1
83-4950	Arm - Steering R.H.	56	46	1	86-7220	Gear - Pinion	24	37	1
83-4970	Bracket - Bearing	61	3	1	86-7230	Gear - Spur	26	14	1
83-5010	Assembly - Tie Rod	56	*	1	86-7330	Seal Repair Kit	68	*	1
83-5020	Assembly - Tube & Clamp	56	12	1	86-7330	Seal repair Kit	67	*	1
83-5030	Asm. - Hydraulic Cylinder	56	28	1	86-7330	Seal repair Kit	69	*	1
83-5040	Washer	56	15	1	86-7520	Asm. - Trunnion Cover R.H.	29	7	1
83-5100	Support - Cylinder	56	17	1	86-7530	Asm. - Trunnion Cover L.H.	29	49	1
83-5110	Stop - Axle	56	6	2	86-7540	Shaft - Pump	29	11	1

*Not Illustrated

TORO PART NUMBER INDEX (Cont.)

3318-248

Part No.	Description	Pg. Ref. No. No. Qty.	Part No.	Description	Pg. Ref. No. No. Qty.
86-7550	Connector - Cover (2 Way)	12 * 2	93-0038	Support W.A. - Radiator	33 7 1
86-7560	Connector - Cover (3 Way)	12 * 3	93-0043	Bracket - Fan Idler	38 55 1
86-9190	Hose - Hydraulic	16 14 2	93-0044	Muffler	36 13 1
88-0440	Decal - Floor Plate	18 6 1	93-0045	Yoke - Slip Tube	36 4 1
88-1900	Decal - Floor Plate (Japan)	18 * 1	93-0047	Assembly - U-Joint	36 * 1
88-1980	Decal - Oil (Japan)	18 * 1	93-0047	Yoke - Shaft	36 3 1
88-1980	Decal - Oil Hyd. (Japan)	1 * 1	93-0048	Hose - Air Cleaner	37 19 1
88-6960	Cartridge - 4W/2P	17 19 3	93-0049	Assembly - Engine	37 24 1
88-6970	Cartridge - N.O.	17 9 2	93-0050	Bracket - Engine L.H. Rear	37 29 1
88-7020	Cartridge - N.O.	17 3 2	93-0051	Bracket - Engine L.H. Front	37 48 1
88-9190	Solenoid - 20 Watt	17 4 6	93-0054	Bracket W.A. - Fan	38 52 1
88-9200	Solenoid - 28 Watt	17 8 5	93-0062	Belt - V	38 56 1
92-1108	Decal - Danger (Japan)	6 * 1	93-0063	Bracket - Engine R.H. Rear	37 * 1
92-1116	Decal - Service (Japan)	2 * 1	93-0069	Pin - Pivot	65 52 2
92-1124	Decal - Clip (Japan)	6 * 1	93-0071	Asm. - Cooler Mount L.H.	33 * 1
92-1125	Decal - Clip (Danish)	6 * 1	93-0073	Cable - Throttle	6 24 1
92-1126	Decal - Clip (Dutch)	6 * 1	93-0074	Support - Cable	38 62 1
92-1127	Decal - Service (Italian)	6 * 1	93-0075	Hose - Hydraulic	24 30 1
92-1128	Decal - Clip (Spanish)	6 * 1	93-0075	Hose - Trans. to Cooler	34 * 1
92-1129	Decal - Clip (German)	6 * 1	93-0076	Hose - Hydraulic	24 21 1
92-1130	Decal - Clip (French)	6 * 1	93-0076	Hose - Trans. to Cooler	34 46 1
92-1131	Decal - Clip (Swedish)	6 * 1	93-0077	Hose - Cooler, R.H.	34 49 1
92-1180	Assembly - Seat	7 45 1	93-0077	Hose - Hydraulic	14 30 1
92-1773	Screw-Cap, Hex Hd.	26 11 4	93-0078	Hose - Cooler, L.H.	34 * 1
92-1774	Seal-Oil	28 2 2	93-0078	Hose - Hydraulic	16 21 1
92-1920	Plug - Drain	42 6 1	93-0081	Strip - Seal	1 9 1
92-1921	Gasket - Plug, Drain	42 7 1	93-0082	Grommet	34 58 2
92-1961	Seal	41 15 6	93-0083	Plate - Valve	29 44 1
92-1961	Seal - Valve Stem	53 106 6	93-0089	Bracket - Mount LH, Cooler	33 * 1
92-2143	Bolt W/Washer	43 22 5	93-0090	Bracket - Mount RH, Cooler	33 4 1
92-2379	Clamp - Hose	54 6 1	93-0092	Mount - Rubber, Rear	37 30 2
92-2379	Clamp - Hose	33 14 2	93-0093	Bracket - Eng. Left Rear	37 33 1
92-2581	Assembly - Switch Arm	30 21 1	93-0095	Bracket - Eng. Front	37 45 2
92-4808	Sleeve - Trans. Pilot	24 15 1	93-0096	Decal - A.C.E.	2 27 2
92-4846	Asm. - Trans. Support	24 39 1	93-0097	Valve - SCR	29 25 1
92-4999	Fitting - Hydraulic 90°	34 51 2	93-0118	Hose - Hydraulic	19 9 2
92-5524	Decal - Noise Rating, 90	7 47 1	93-0118	Hose - Hydraulic	18 12 1
92-5549	Decal - Reelmaster [®] 5300D	1 10 2	93-0118	Hose - Hydraulic	16 33 1
92-5720	Controller - Electronic	11 31 1	93-0119	Hose - Hydraulic	18 13 1
92-5751	Decal - Hood Trim L.H.	1 23 1	93-0119	Hose - Hydraulic	14 21 1
92-5752	Decal - Hood Trim R.H.	1 * 1	93-0139	Manifold - Hydraulic	18 17 1
92-5797	Gasket - Axle	24 10 1	93-0140	Grommet	6 10 1
92-6315	Cartridge - N.C.	17 22 1	93-0142	Bushing - Straight	64 36 2
92-6533	Kit - Cushion, Replacement	7 44 1	93-0143	Cartridge - Relief 250 psi	18 18 1
92-6534	Shell - Seat	7 43 1	93-1268	Decal - HOC Selector	12 * 1
92-8001	Sensor - Reed Switch	6 6 1	93-1374	Latch - Swell	33 1 2
92-8002	Sensor - Reed Switch	62 12 1	93-1375	Motor - Hydraulic	20 21 5
92-8020	Adapter - Breather	14 26 3	93-1376	Assembly - Pump, Gear	31 18 1
92-8753	Magnet - Reed Switch	6 5 1	93-1396	Coupler W.A. - Trans.	31 7 1
92-8754	Actuator - Reed Switch	63 51 1	93-3102	Cap - Fuel Tank	22 22 1
92-8775	Gasket - Kit, Liquid	28 * 1	93-3139	Panel - Tower	3 10 1
92-8795	Assembly - Body	21 10 1	93-3140	Panel - Control	11 14 1
92-8796	Pin - Dowel	21 14 2	93-3163	Spring	8 28 2
92-8863	Repair Kit	21 * 1	93-3164	Cap	8 27 2
92-9096	Assembly - Hose	15 46 1	93-3165	Bracket	8 29 1
92-9096	Hose - Hydraulic	18 22 1	93-3350	Gear - Camshaft	39 35 1
92-9097	Set Screw	64 43 2	93-3351	Gear - Pump, Injection	39 1 1
92-9097	Set Screw	63 69 3	93-3352	Assembly - Idler, Gear	39 2 1
92-9098	Manifold - Tank	14 14 1	93-3353	Bushing - Idler	39 36 1
93-0000	Hood W.A.	1 8 1	93-3354	Crankshaft	39 27 1
93-0005	Strip - Foam, Top	33 11 1	93-3355	Washer - Spring	39 12 1
93-0011	Grill - Hood	1 12 1	93-3356	Nut	39 11 1
93-0020	Radiator	33 12 1	93-3357	Pulley - Crankshaft	39 14 1
93-0021	Asm. - Throttle Cable Swivel	6 26 2	93-3358	Assembly - Sub, Flywheel	39 25 1
93-0022	Shroud - Fan	33 19 1	93-3359	Gear - Crankshaft	39 15 1
93-0023	Hose - Radiator Upper	33 18 1	93-3360	Cover	39 7 1
93-0024	Hose - Radiator Lower	33 24 1	93-3361	Gasket - Cover	39 8 1
93-0025	Shield W.A. - Radiator	33 33 1	93-3361	Gasket - Tie Rod Cover	53 111 1
93-0030	Asm. - Cooler Mount R.H.	33 9 1	93-3362	Bushing - Camshaft	39 34 1
93-0032	Hsg. W.A. - Front Screen	33 2 1	93-3363	Assembly - Shaft, Idler	39 4 1

*Not Illustrated

TORO PART NUMBER INDEX (Cont.)

Part No.	Description	Pg. Ref. No. No. Qty.	Part No.	Description	Pg. Ref. No. No. Qty.
93-3364	Ball - Steel	39 3 1	93-3429	Cap - Sealing	43 29 1
93-3365	Pin - Dowel	39 9 2	93-3430	Jet - Combustion	43 28 3
93-3366	Cap - Sealing	39 10 1	93-3431	Gasket - Cylinder Head	53 122 1
93-3367	Plug - Taper	39 32 1	93-3431	Gasket - Head, Cylinder	43 26 1
93-3368	Bolt	39 33 4	93-3432	Bolt W/Washer	43 27 2
93-3369	Cap - Sealing	39 31 2	93-3433	Assy. - Cover, Rocker	43 11 1
93-3370	Bearing - Con-Rod	39 16 6	93-3434	Gasket - Cover, Inlet	43 18 1
93-3371	Asm. - Rod, Connecting	39 23 3	93-3434	Gasket - Inlet Cover	53 124 1
93-3372	Nut	39 30 6	93-3435	Bolt W/Washer	43 9 4
93-3373	Bolt - Connecting	39 17 6	93-3436	Gasket - Exhaust	43 30 1
93-3374	Pin - Piston	39 18 3	93-3436	Gasket - Exhaust	53 125 1
93-3375	Ring Set - Piston	39 19 3	93-3437	Asm. - Manifold, Exhaust	43 31 1
93-3376	Piston - Std.	39 22 3	93-3438	Assy. - Cover, Inlet	43 20 1
93-3377	Piston - O.S. 0.25	39 * 3	93-3440	Pipe - Inlet	43 21 1
93-3378	Piston - O.S. 0.50	39 * 3	93-3441	Gasket - Inlet Pipe	53 118 1
93-3379	Set - Ring, Piston O.S. 0.25	39 * 3	93-3441	Gasket - Pipe, Inlet	43 25 1
93-3380	Set - Ring, Piston O.S. 0.50	39 * 3	93-3442	Bolt W/Washer	43 23 1
93-3381	Cap - Sealing	40 2 2	93-3443	Bolt W/Washer	43 24 1
93-3382	Cap - Sealing	40 4 1	93-3444	Cap - Filler	44 1 1
93-3383	Seal - Side	40 7 4	93-3445	Gasket - Gear	44 2 1
93-3383	Seal - Side	53 114 4	93-3445	Gasket - Gear	53 117 1
93-3384	Cylinder Block Assembly	40 20 1	93-3446	Plate - Front	44 4 1
93-3385	Cap - Metal	40 9 1	93-3447	Gasket - Front Plate	53 116 1
93-3386	Cap - Sealing	40 15 3	93-3447	Gasket - Plate, Front	44 5 1
93-3387	Bearing - Set Std.	40 14 1	93-3448	Case - Gear	44 6 1
93-3388	Bearing - Set U.S. 0.50 mm	40 * 1	93-3449	Bolt	44 8 8
93-3389	Bearing - Set U.S. 0.75 mm	40 * 1	93-3450	Assembly - Pump, Water	45 7 1
93-3390	Case - Seal, Oil	48 19 1	93-3451	Bolt W/Washer	45 6 2
93-3391	Gasket - Oil Seal Case	53 115 1	93-3452	Joint	45 5 1
93-3391	Gasket - Seal, Oil	48 21 1	93-3453	Gasket	45 8 1
93-3392	Seal - Oil	48 20 1	93-3453	Gasket - Water Pump	53 112 1
93-3393	Bolt	48 18 5	93-3454	Plate	45 9 1
93-3394	Valve - Inlet	41 29 3	93-3455	Gasket - Pump, Water	45 10 1
93-3395	Valve - Exhaust	41 28 3	93-3455	Gasket - Water Pump	53 110 1
93-3396	Spring - Valve	41 16 6	93-3456	Bolt W/Washer	45 4 3
93-3397	Cap - Valve	41 12 6	93-3457	Bolt W/Washer	45 11 1
93-3398	Asm. - Rocker & Shaft	41 * 1	93-3458	Pulley - Pump, Water	45 2 1
93-3399	Bolt	41 9 1	93-3459	Bolt W/Washer	45 1 4
93-3400	Assembly - Rocker	41 * 1	93-3460	V-Belt	45 3 1
93-3401	Screw - Rocker	41 4 6	93-3461	Assembly - Pump, Fuel	46 * 1
93-3402	Bracket, Shaft, Rocker	41 11 1	93-3462	Assembly - Sub, Housing	46 30 1
93-3403	Bracket - Shaft, Rocker	41 6 2	93-3463	Holder - Delivery, Valve	46 16 3
93-3404	Assembly - Shaft	41 * 1	93-3464	Spring - Delivery, Valve	46 14 3
93-3405	Cap - Sealing	41 8 2	93-3465	Gasket - Delivery, Valve	46 13 3
93-3406	Spring - Rocker	41 7 2	93-3466	Assembly - Sub, Valve	46 12 3
93-3407	Bolt - Bracket, Rocker	41 10 3	93-3467	Assembly - Sub, Element	46 11 3
93-3408	Shaft - Pump, Fuel Inject.	41 21 1	93-3468	Sleeve - Control	46 24 3
93-3409	Bearing	41 19 1	93-3469	Seat - Spring, Upper	46 25 3
93-3410	Bolt W/Washer	41 17 1	93-3470	Spring - Plunger	46 26 3
93-3411	Rod - Push	41 22 6	93-3471	Assembly - Sub, Tappet	46 29 3
93-3412	Camshaft	41 24 1	93-3472	Assembly - Control, Rack	46 23 1
93-3413	Assembly - Strainer	42 13 1	93-3473	Seat - Spring, Lower	46 27 3
93-3414	Gasket	42 11 1	93-3474	O-Ring	46 15 3
93-3414	Gasket	53 108 1	93-3475	Pin - Guide, Tappet	46 21 3
93-3415	Assembly - Valve, Relief	42 22 1	93-3476	Plate	46 22 1
93-3416	Housing	42 17 1	93-3477	Plate - Adjusting	46 20 2
93-3417	Gasket	42 16 1	93-3478	Bolt - Washer Head	46 19 2
93-3417	Gasket	53 101 1	93-3479	Screw - Hollow	46 10 1
93-3418	Gauge - Level, Oil	42 1 1	93-3480	Screw - Bleeder, Air	46 8 1
93-3420	Assembly - Pump, Oil	42 15 1	93-3481	Washer - Union, Pipe	46 9 1
93-3421	Bolt	42 14 3	93-3482	Plate - Shim .25 mm	46 * A/R
93-3422	Assembly - Pan, Oil	42 9 1	93-3483	Plate - Shim .35 mm	46 * A/R
93-3423	Gasket	43 4 1	93-3484	Plate - Shim .45 mm	46 * A/R
93-3423	Gasket	53 113 1	93-3485	Plate - Shim .55 mm	46 * A/R
93-3423	Gasket - Muffler	36 15 1	93-3486	Plate - Shim .65 mm	46 * A/R
93-3424	Gasket - Cover, Rocker	43 5 1	93-3487	Plate - Name	46 18 1
93-3424	Gasket - Rocker	53 123 1	93-3488	Rivet	46 17 2
93-3425	Guide - Valve, In	43 8 3	93-3489	Assembly - Nozzle & Holder	46 * 1
93-3426	Bolt - Head, Cylinder	43 14 11	93-3490	Assembly - Sub, Body	46 7 3
93-3427	Guide - Valve	43 15 3	93-3491	Washer - 1.25 mm	46 6 A/R
93-3428	Cylinder Head Assembly	43 17 1	93-3492	Washer - 1.3 mm	46 * A/R

*Not Illustrated

TORO PART NUMBER INDEX (Cont.)

3318-248

Part No.	Description	Pg. Ref. No. No. Qty.	Part No.	Description	Pg. Ref. No. No. Qty.
93-3493	Washer - 1.35 mm	46 * A/R	93-3560	Assembly - Bracket, Center	50 7 1
93-3494	Washer - 1.4 mm	46 * A/R	93-3561	Assembly - Switch	50 8 1
93-3495	Washer - 1.45 mm	46 * A/R	93-3562	Armature Set	50 * 1
93-3496	Washer - 1.5 mm	46 * A/R	93-3563	Bearing - Front	50 13 1
93-3497	Washer - 1.55 mm	46 * A/R	93-3564	Bearing - Rear	50 14 1
93-3498	Washer - 1.6 mm	46 * A/R	93-3565	Bolt Set	50 18 2
93-3499	Washer - 1.65 mm	46 * A/R	93-3566	Assembly - Shaft, Clutch	50 * 1
93-3500	Washer - 1.7 mm	46 * A/R	93-3567	Pinion Set	50 2 1
93-3501	Spring - Pressure	46 5 3	93-3568	Gear Set	50 21 1
93-3502	Pin - Pressure	46 4 3	93-3569	Gear	50 11 1
93-3503	Assembly - Nozzle	46 2 3	93-3570	Cover Set	50 10 1
93-3504	Assembly - Solenoid	48 22 1	93-3571	Assembly - Yoke	50 15 1
93-3505	Bracket - Starter	48 24 1	93-3572	Bolt Set	50 9 1
93-3506	Plug - Glow	48 16 3	93-3573	Assembly - Holder	50 16 1
93-3507	Plate - Connection	48 6 1	93-3574	Spring - Brush	50 20 4
93-3508	Plate - Adjusting	47 16 1	93-3575	Assembly - Bracket, Rear	50 17 1
93-3509	Nut	47 12 1	93-3576	Stopper Set	50 1 1
93-3510	Washer - Spring	47 13 1	93-3577	Assembly - Alternator	51 * 1
93-3511	Washer - Plain	47 14 1	93-3578	Nut - Set	51 1 1
93-3512	Bolt - Alternator	47 15 1	93-3579	Assembly - Pulley	51 2 1
93-3513	Pipe - Injector No.1	48 7 1	93-3580	Bolt Set	51 4 1
93-3514	Pipe - Injector No.2	48 10 1	93-3581	Assembly - Bracket, Front	51 10 1
93-3515	Pipe - Injector No.3	48 11 1	93-3582	Screw Set	51 3 1
93-3516	Pipe - Leak Off, Fuel	48 15 1	93-3583	Bearing - Front	51 5 1
93-3517	Bolt	48 3 4	93-3584	Assembly - Rotor	51 7 1
93-3518	Nipple - Swivel	48 2 1	93-3585	Bearing - Rear	51 6 1
93-3519	Assembly - Case, Therm.	47 11 1	93-3586	Assembly - Stator	51 12 1
93-3520	Pipe	47 21 1	93-3587	Assembly - Bracket, Rear	51 14 1
93-3521	Gasket - Case, Thermostat	47 8 1	93-3588	Regulator Set	51 13 1
93-3521	Gasket - Thermo Case	53 120 1	93-3589	Brush	51 11 2
93-3522	Bolt W/Washer	47 19 3	93-3590	Assembly - Rectifier	51 9 1
93-3523	Assembly - Hose, Fuel	47 1 1	93-3591	Nut - Set	51 8 1
93-3524	Thermostat	47 7 1	93-3592	Kit- Gasket, Complete	53 * 1
93-3525	Gauge	47 3 1	93-3593	Packing - Body	53 119 1
93-3526	Switch	47 10 1	93-3594	Hose - Breather	43 13 1
93-3527	Gasket	47 9 1	93-3595	Clip - Hose	43 32 1
93-3527	Gasket	53 109 1	93-3596	Pipe - Oil Inlet	39 20 3
93-3528	Plug	47 2 1	93-3597	Bearing - Set U.S. 0.25 mm	40 * 1
93-3529	Assembly - Case, Governor	49 1 1	93-3598	Cap - Sealing	43 19 1
93-3530	Pin - Spring	49 18 1	93-3599	Gasket - Liquid	42 * 1
93-3531	O-Ring	49 25 1	93-3601	Decal - Service	1 25 1
93-3532	Nut - Jam	49 33 1	93-3604	Gasket	31 6 1
93-3533	Bolt - Speed Set	49 31 2	93-3609	Bolt - Special	4 36 4
93-3534	Spring - Governor	49 16 1	93-3611	Asm. - Control Manifold	16 6 1
93-3535	Spring Set - Torque	49 13 1	93-3612	Fitting - Hydraulic 90°	16 25 1
93-3536	Stopper	49 11 1	93-3614	Assembly - Cover	21 4 1
93-3537	Spring - Torque	49 10 2	93-3616	Assembly - Idler Gear	21 6 1
93-3538	Spring - Start	49 21 1	93-3617	Assembly - Differential	27 * 1
93-3539	Shim - Shaft, Governor	49 23 1	93-3617	Assembly - Drive Shaft	21 7 1
93-3540	Lever - Speed	49 35 1	93-3618	Assembly - Gear & Pinion	27 * 1
93-3541	Case - Governor	49 36 1	93-3619	Upper Housing	27 26 1
93-3542	Lever - Spring, Governor	49 17 1	93-3621	Bracket - Eng. Right Rear	37 * 1
93-3543	Lever - Tension	49 19 1	93-3625	Spring - Joystick Return	12 58 1
93-3544	Lever - Governor	49 22 1	93-3626	Bracket - Hose	33 35 1
93-3545	Shaft - Governor	49 24 1	93-3626	Bracket - Hose	2 41 1
93-3546	Rod - Tie	49 15 1	93-3639	Decal - Warning	2 48 1
93-3547	Spring - Rod, Tie	49 14 1	93-3640	Stop - Reel, RH	65 56 1
93-3548	Gasket - Case, Governor	49 29 1	93-3641	Plate - Idler Stop	7 49 1
93-3548	Gasket - Governor Case	53 121 1	93-3642	Tube - Hydraulic	31 12 1
93-3549	Shaft - Sleeve, Sliding	49 26 1	93-3642	Tube - Hydraulic	16 38 1
93-3550	Sleeve - Sliding	49 27 1	93-3643	Tube - Hydraulic	31 13 1
93-3551	Weight	49 28 1	93-3643	Tube - Hydraulic	16 39 1
93-3552	Wire	49 6 1	93-3644	Guard - Flywheel	36 22 1
93-3553	Bolt	49 4 3	93-3664	O-Ring	57 14 2
93-3554	Bolt - Case, Governor	49 3 1	93-3665	O-Ring	57 15 2
93-3555	Assembly - Starter	50 * 1	93-3666	Gear Box - Axle	59 23 2
93-3556	Screw	50 19 1	93-3667	Case - Knuckle	59 38 2
93-3556	Screw Set	50 3 1	93-3668	Washer - Thrust	59 21 2
93-3557	Assembly - Bracket, Front	50 4 1	93-3669	Bearing - Needle	59 22 2
93-3558	Assembly - Lever	50 5 1	93-3670	O-Ring	59 1 4
93-3559	Spring Set	50 6 1	93-3671	Pin - Dowel	59 7 4

*Not Illustrated

TORO PART NUMBER INDEX (Cont.)

Part No.	Description	Pg. No.	Ref. No.	Qty.	Part No.	Description	Pg. No.	Ref. No.	Qty.
93-3672	Arm - Knuckle	59	8	2	93-7990	Head	68	9	1
93-4268	Kit - Flange	32	*	1	93-7990	Head	69	9	1
93-4269	Kit - Housing, Section 1	32	*	1	93-7991	Collar	67	11	1
93-4270	Kit - Housing, Section 2	32	*	1	93-7991	Collar	68	11	1
93-4271	Kit - Housing, Section 3	32	*	1	93-7991	Collar	69	11	1
93-4272	Kit - Individual Pieces	32	*	1	93-7993	Head	66	9	1
93-4277	Kit - Valve	32	19	1	93-7994	Collar	66	11	1
93-4278	Pin - Dowel	32	4	4	93-8050	Decal - Danger (Europe)	70	*	1
93-4279	Plate - Distance	32	13	2	93-8051	Decal - Warning (Europe)	2	*	1
93-4280	Coupling	32	9	2	93-8052	Decal - Instructions	54	*	1
93-4281	Pin - Dowel	32	22	4	93-8053	Decal - ECU (Europe)	12	*	1
93-4282	Block - Valve	32	18	1	93-8057	Decal - Clip (Portuguese)	6	*	1
93-4283	Bolt	32	17	4	93-8058	Decal - Clip (Norwegian)	6	*	1
93-4284	Spacer - Cooler, Engine	42	31	1	93-8059	Decal - Clip (Finnish)	6	*	1
93-4285	Cooler - Oil, Engine	42	26	1	93-8060	Decal - Danger (Europe)	6	*	1
93-4286	O-Ring	42	32	1	93-8073	Decal - ROPS (Europe)	70	*	1
93-4287	O-Ring	42	30	1	93-8074	Decal - Blank (Europe)	2	34	1
93-4288	Fitting - Block, Engine	42	29	1	93-8078	Decal - Diag. (Danish)	9	*	1
93-4289	Hose - Cooler, Outlet	42	28	1	93-8079	Decal - Diag. (Dutch)	9	*	1
93-4290	Connector - Cooler	42	25	1	93-8080	Decal - Diag. (Italian)	9	*	1
93-4291	Fitting - Pump, Water	42	23	1	93-8081	Decal - Diag. (Spanish)	9	*	1
93-4292	Cover - Spiral Tube	42	35	1	93-8082	Decal - Diag. (German)	9	*	1
93-4294	Hose - Cooler, Inlet	42	33	1	93-8083	Decal - Diag. (French)	9	*	1
93-4295	Assembly - Filter, Oil	42	4	1	93-8084	Decal - Diag. (Swedish)	9	*	1
93-4296	Clamp-R	42	24	1	93-8085	Decal - Diag. (Portuguese)	9	1	1
93-4297	Clamp - Hose	42	27	4	93-8086	Decal - Diag. (Norwegian)	9	*	1
93-6668	Decal - Battery (Europe)	54	9		93-8087	Decal - Diag. (Finnish)	9	*	1
93-6680	Decal - Fuel (Europe)	2	*	1	93-8089	Decal - Diag. (Japanese)	9	*	1
93-6681	Plate - Caution (Europe)	33	*	1	93-8091	Decal - Service (Danish)	2	*	1
93-6682	Panel - Tower (Europe)	3	*	1	93-8092	Decal - Service (Dutch)	2	*	1
93-6683	Panel - Control	11	*	1	93-8093	Decal - Service (Italian)	2	*	1
93-6684	Decal - Backlap (Europe)	34	*	1	93-8094	Decal - Service (Spanish)	1	*	1
93-6686	Decal - Hyd. Oil (Europe)	1	*	1	93-8095	Decal - Service (German)	1	*	1
93-6686	Decal - Oil (Europe)	18	*	1	93-8096	Decal - Service (French)	1	*	1
93-6687	Decal - No Step (Europe)	63	*	2	93-8097	Decal - Service (Swedish)	2	25	1
93-6688	Decal - Hands/Feet	63	*	3	93-8098	Decal - Service (Portuguese)	2	*	1
93-6688	Decal - Hands/Feet	65	*	2	93-8099	Decal - Service (Norwegian)	2	*	1
93-6689	Decal - No Riders (Europe)	2	*	2	93-8496	Gauge - Temperature	11	8	1
93-6691	Decal - Bolt (Europe)	24	*	1	93-8497	Gauge - Fuel	11	1	1
93-6692	Decal - Starting Fluid	54	*	1	93-8744	Rivet	2	52	3
93-6693	Decal - Floor Plate (Europe)	18	*	1	93-8744	Rivet	12	60	3
93-6696	Decal - Warning (Europe)	62	*	3	93-9151	Fitting - Hydraulic	20	30	4
93-6696	Decal - Warning (Europe)	65	*	2	93-9310	Hydraulic Cylinder Asm.	62	46	1
93-6697	Decal - Lube (Europe)	56	*	1	93-9311	Asm. - Hydraulic Cylinder	65	48	2
93-6698	Decal - Warning (Europe)	1	*	1	93-9312	Assembly - Barrel	67	1	1
93-6699	Decal - Fast/Slow (Europe)	5	*	1	93-9313	Assembly - Barrel	69	1	1
93-7013	Guide - Gauge, Oil Level	42	3	1	93-9323	Screw - Cap Socket Hd.	36	19	3
93-7154	Decal - Service (Finnish)	2	*	1	93-9933	Shield - Flywheel	35	1	1
93-7182	Guard - Fan	35	4	1	93-9973	Frame - Seat	6	28	1
93-7252	Decal - CE (Europe)	2	53	1	93-9976	Assembly - Seat Plate	6	16	1
93-7276	Decal - Danger (Europe)	54	29	1	93-9979	Latch - Seat	6	35	1
93-7488	Reservoir - Hydraulic	14	1	1	93-9983	Bracket - Seat Latch	6	36	2
93-7498	Plug - Plastic	14	6	1	94-2685	Cartridge - N.C.	17	7	3
93-7499	Gasket - Flange	14	5	1	94-3055	Cap - Lower, Joystick	12	63	1
93-7550	Hydraulic Cylinder Asm.	63	67	1	94-3056	Ring - Retaining (Europe)	12	64	1
93-7551	Hydraulic Cylinder Asm.	62	7	1	94-3057	Spring - Compression	12	65	1
93-7557	Assembly - Barrel	68	1	1	94-3058	Cap - Upper, Joystick	12	66	1
93-7558	Assembly - Barrel	66	1	1	94-3510	Assembly - Fuel Tank	22	23	1
93-7579	Fender - R.H.	1	3	1	94-4587	Decal - HOC Selector	12	*	1
93-7587	Bracket - Fuse Block	11	23	1	94-4911	Hose Asm. - Pressure #2, 3	20	8	2
93-7588	Cover - Tank	14	8	1	94-4912	Hose Asm. - Pressure #2, 3	20	14	2
93-7840	Decal - Radiator Cap	33	37	1	94-4913	Hose Asm. - Pressure #2	16	24	1
93-7960	Spacer	18	19	4	94-4913	Hose Asm. - Pressure #2	20	27	1
93-7960	Spacer	20	34	4	94-4914	Hose Asm. - Pressure #3	20	10	1
93-7960	Spacer	62	36	6	94-4914	Hose Asm. - Pressure #3	16	27	1
93-7960	Spacer	65	58	2	94-4915	Hose Asm. - Drain #2, 3	20	9	2
93-7961	Clamp	18	28	2	94-4916	Hose Asm. - Drain	15	48	1
93-7961	Clamp	65	59	1	94-4916	Hose Asm. - Drain, Return	20	26	1
93-7961	Clamp - Case Drain	20	33	2	94-4917	Tube Asm. - Drain #2, 3	20	24	1
93-7961	Clamp - Rubber	62	34	3	94-4918	Tube Asm. - Pressure #2, 3	20	23	1
93-7990	Head	67	9	1	94-4919	Bracket - Clamp, Hose	65	51	1

*Not Illustrated

TORO PART NUMBER INDEX (Cont.)

3318-248

Part No.	Description	Pg. Ref. No. No. Qty.	Part No.	Description	Pg. Ref. No. No. Qty.
94-4920	Plate - Mounting Valve	19 16 1	237-30	O-Ring	31 11 2
94-4923	Bracket - Air Cleaner	54 24 1	237-30	O-Ring	17 12 1
94-4934	Decal - HOC Selector	12 50 1	237-30	O-Ring	16 13 7
94-5438	Seal - Solenoid	17 23 12	237-30	O-Ring	20 19 19
94-5442	Hose Asm. - Drain	18 1 1	237-42	O-Ring	17 5 2
94-5442	Hose Asm. - Drain #5	20 5 1	237-42	O-Ring	18 16 2
94-5443	Hose Asm. - Pressure #1, 5	20 1 1	237-42	O-Ring	14 25 4
94-5444	Hose Asm. - Pressure #5	16 4 1	237-42	O-Ring	15 49 1
94-5444	Hose Asm. - Pressure #5	20 6 1	237-65	O-Ring	14 10 5
94-5445	Hose Asm. - Drain #4	20 16 1	237-65	O-Ring	16 22 1
94-5445	Hose Asm. - Drain #4	18 24 1	237-65	O-Ring	34 50 2
94-5446	Hose Asm. - Pressure #1, 4	20 15 1	237-78	O-Ring	17 1 12
94-5447	Hose Asm. - Pressure #4	20 17 1	237-78	O-Ring	20 2 5
94-5447	Hose Asm. - Pressure #4	16 37 1	237-78	O-Ring	62 3 6
94-5448	Hose Asm. - Drain #1	20 20 1	237-78	O-Ring	18 4 7
94-5448	Hose Asm. - Drain #1	18 25 1	237-78	O-Ring	19 4 8
94-5594	Asm. - Lift Arm Rear L.H.	65 61 1	237-78	O-Ring	16 7 6
94-5596	Asm. - Lift Arm Rear R.H.	64 28 1	237-78	O-Ring	64 12 4
94-5598	Assembly - Lift Arm R.H.	62 1 1	237-78	O-Ring	56 20 2
94-5800	Assembly - Lift Arm L.H.	62 32 1	237-78	O-Ring	24 22 1
94-5802	Assembly - Lift Arm, Center	62 40 1	237-79	O-Ring	16 9 6
94-5808	Assembly - Carrier Frame	62 44 1	237-79	O-Ring	17 10 1
94-5811	Assembly - Frame	2 43 1	237-79	O-Ring	31 17 3
94-6031	Fitting - Hydraulic	20 25 1	237-79	O-Ring	20 18 10
94-6753	Assembly - Lift Control	12 * 1	237-79	O-Ring	24 18 2
94-6763	Asm. - Main Wire Harness	12 56 1	237-79	O-Ring	14 45 1
94-6766	Decal - Fuses	11 27 1	237-80	O-Ring	17 20 1
94-6767	Decal - Fuses (Europe)	11 * 1	237-81	O-Ring	14 12 4
94-6768	Decal - Fuses (Japan)	11 * 1	237-81	O-Ring	24 25 2
94-6933	Assembly - Front Axle	25 46 1	237-81	O-Ring	16 26 1
94-6934	Screw-Cap, Socket Hd.	28 21 8	237-101	O-Ring	14 7 1
94-6935	Nut-Lock	28 18 8	237-141	Bumper	1 6 2
94-8102	Tube - Interlock (Europe)	12 62 1	237-146	O-Ring	31 19 1
94-8103	Screw - Cap Hex. Hd.	12 39 4	237-156	O-Ring	17 16 2
94-8104	Switch - Micro	12 38 2	237-161	O-Ring	24 36 1
217-120	Rim	25 52 2	237-163	O-Ring	31 9 1
217-121	Rim	56 38 2	237-165	Grommet	56 9 2
218-446	Nut - Locking	11 10 1	237-181	O-Ring	25 51 1
218-447	Washer - E.T.L.W.	11 11 1	240-3	Grommet	34 57 2
218-498	Nut - Hex.	11 4 4	240-5	Grommet - Rubber	20 28 4
218-498	Nut - Lock	34 54 2	240-11	Grommet	22 28 3
218-533	Lens - Red	11 * 1	240-11	Grommet	14 39 3
218-535	Nut - Lock	11 30 1	242-34	Stud-Flange, Axle	28 11 10
218-536	Washer - Lock	11 29 1	2411-36	Bearing - Rod End	5 2 1
218-573	Fuse - 5A	11 20 2	2412-3	Clamp - Hose	33 27 2
218-578	Fuse - 10A	11 * 3	2412-4	Clamp	37 16 2
218-579	Wire - Fuel Pump	22 34 1	2412-34	Clamp - Hose	31 2 1
219-17	Bulb - Light	11 * 4	2412-34	Clamp - Hose	33 15 2
219-19	Bulb - Light	12 * 1	2412-34	Clamp - Hose	14 18 3
231-134	Tire	25 53 2	2412-36	Clamp - Drain	22 24 1
231-141	Tire	56 37 2	2412-41	Clamp - R	54 23 1
232-27	Stem - Valve	24 3 2	2412-42	Clamp - Hose	54 1 1
232-35	Valve - Stem	56 40 2	2412-72	R-Clamp	7 48 1
233-17	Knob - Parking Brake	3 9 1	2412-81	Clamp - R	36 21 1
233-42	Knob	5 19 1	2412-92	Clamp - Hose	37 20 1
233-42	Knob - Throttle	6 34 1	2412-93	Clamp - R	6 18 1
237-21	O-Ring	18 2 7	2412-93	Clamp - R	14 32 2
237-21	O-Ring	19 2 7	2412-93	Clamp-R	65 53 2
237-21	O-Ring	20 4 5	2412-103	Clamp - R	33 29 2
237-21	O-Ring	64 14 4	2412-107	R-Clamp	2 50 1
237-21	O-Ring	16 18 4	2412-108	Clamp - Hose	22 12 11
237-21	O-Ring	56 22 2	2412-108	Clamp - Hose	33 31 1
237-21	Seal - O-Ring	62 5 8	2412-126	Clamp-R	12 53 1
237-22	O-Ring	16 1 1	2412-129	Clamp - Hose	24 27 2
237-22	O-Ring	18 14 2	2412-133	Clamp - R	7 42 2
237-22	O-Ring	3 14 5	251-8	Bearing - Ball	59 6 2
237-22	O-Ring	31 15 1	251-77	Collar - Locking	61 25 1
237-22	O-Ring	24 20 2	251-259	Bearing - Ball	30 11 2
237-22	O-Ring	14 23 6	251-263	Bearing - Ball	59 25 2
237-22	O-Ring	20 36 4	251-318	Bearing - Ball	37 7 2
237-22	O-Ring	34 47 2	251-337	Bearing - Ball	61 26 1

*Not Illustrated

TORO PART NUMBER INDEX (Cont.)

Part No.	Description	Pg. Ref. No. No. Qty.	Part No.	Description	Pg. Ref. No. No. Qty.
251-344	Bearing - Ball	57 4 1	322-5	Screw - Cap Hex. Hd.	19 17 2
251-345	Bearing - Ball	57 13 1	322-5	Screw - Cap Hex. Hd.	1 19 4
251-347	Bearing - Ball	59 12 2	322-5	Screw - Cap Hex. Hd.	54 26 6
251-348	Bearing - Ball	59 3 2	322-5	Screw - Cap Hex. Hd.	62 26 3
251-349	Bearing - Ball	59 17 2	322-5	Screw - Cap Hex. Hd.	12 54 1
251-350	Bearing - Ball	57 18 2	322-5	Screw - Cap Hex. Hd.	34 60 4
253-155	Seal	61 13 2	322-6	Screw - Cap Hex. Hd.	64 17 4
254-65	Cone-Tapered Bearing	27 28 2	322-6	Screw - Cap Hex. Hd.	8 30 1
254-66	Cup-Tapered Bearing	27 27 2	322-6	Screw - Cap Hex. Hd.	37 47 8
254-91	Cone-Bearing	26 23 1	322-7	Screw - Cap Hex. Hd.	30 10 1
254-108	Bearing - Roller, Tapered	57 31 1	322-8	Screw - Cap Hex. Hd.	61 19 4
254-109	Bearing - Roller, Tapered	57 39 1	322-9	Screw - Cap Hex. Hd.	36 2 2
256-42	Bushing - Sleeve	5 34 2	322-10	Screw - Cap Hex. Hd.	30 3 1
256-113	Bushing - Flange	30 19 2	322-12	Screw - Cap Hex. Hd.	64 32 2
256-115	Washer - Thrust	64 26 8	322-12	Screw - Cap Hex. Hd.	65 46 2
256-115	Washer - Thrust	62 41 11	322-13	Screw - Cap Hex. Hd.	65 50 1
256-236	Bearing - Flange	5 24 4	323-4	Screw - Cap Hex. Hd.	6 2 2
256-287	Bushing - Flange	64 38 4	323-4	Screw - Cap Hex. Hd.	14 43 2
281-7	Plug - Pipe, Square Hd.	59 37 2	323-6	Screw - Cap Hex. Hd.	37 11 2
281-10	Plug - Socket, Hex.	59 27 2	323-6	Screw - Cap Hex. Hd.	65 54 2
282-4	Clevis - Spring	64 3 2	323-7	Screw - Cap Hex. Hd.	56 1 4
282-4	Clevis - Spring	62 21 3	323-7	Screw - Cap Hex. Hd.	38 57 1
283-6	Pin - Clevis	64 10 2	323-9	Screw - Cap Hex. Hd.	5 3 1
283-6	Pin - Clevis	62 15 3	323-9	Screw - Cap Hex. Hd.	56 11 2
283-58	Pin - Clevis	5 30 4	323-9	Screw - Cap Hex. Hd.	54 15 1
284-3	Plug - Welch	61 20 1	323-11	Screw - Cap Hex. Hd.	62 39 1
302-5	Fitting - Grease	61 4 2	323-12	Screw - Cap Hex. Hd.	31 4 2
302-5	Fitting - Grease	36 5 1	323-12	Screw - Cap Hex. Hd.	24 32 2
302-5	Fitting - Grease	60 7 2	323-12	Screw - Cap Hex. Hd.	37 36 1
302-5	Fitting - Grease	62 11 6	323-12	Screw - Cap Hex. Hd.	63 56 2
302-5	Fitting - Grease	66 13 1	323-14	Screw - Cap Hex. Hd.	37 44 3
302-5	Fitting - Grease	67 13 1	323-20	Screw - Cap Hex. Hd.	25 49 2
302-5	Fitting - Grease	68 13 1	324-7	Screw - Cap Hex. Hd.	24 29 4
302-5	Fitting - Grease	69 13 1	325-4	Screw - Cap Hex. Hd.	37 31 8
302-5	Fitting - Grease	30 20 1	325-4	Screw - Cap Hex. Hd.	64 35 4
302-5	Fitting - Grease	64 29 4	325-4	Screw - Cap Hex. Hd.	63 59 6
302-5	Fitting - Grease	5 39 1	325-5	Screw - Cap Hex. Hd.	56 3 4
302-10	Fitting - Grease 45°	38 67 1	325-5	Screw - Cap Hex. Hd.	70 6 9
302-11	Fitting - Grease	56 49 1	325-7	Screw - Cap Hex. Hd.	24 13 2
302-55	Fitting - Grease	56 34 2	325-8	Screw - Cap Hex. Hd.	54 33 2
302-58	Fitting - Grease	61 10 1	327-2	Screw - Cap Hex. Hd.	56 4 1
304-46	Drain - Radiator	33 10 1	328-7	Screw - Cap Hex. Hd.	62 18 4
304-46	Fitting - Drain	22 25 1	328-12	Screw - Cap Hex. Hd.	62 13 2
321-2	Screw - Cap Hex. Hd.	24 6 1	3210-8	Screw - Cap, Hex Hd.	26 19 8
321-4	Screw - Cap Hex. Hd.	37 12 1	3212-4	Bolt	7 52 2
321-4	Screw - Cap Hex. Hd.	33 23 7	3212-4	Screw - Cap Hex. Hd.	70 * 2
321-4	Screw - Cap Hex. Hd.	6 31 2	3217-6	Nut - Hex.	30 28 1
321-6	Screw - Cap Hex. Hd.	35 2 4	3217-6	Nut - Lock	8 32 1
321-6	Screw - Cap Hex. Hd.	54 22 2	3217-9	Nut - Hex. (Europe)	54 32 2
321-6	Screw - Cap Hex. Hd.	22 31 2	3217-9	Nut - Lock	70 7 3
321-8	Screw - Cap Hex. Hd.	22 6 2	3218-1	Nut - Jam	25 50 1
321-11	Screw - Cap Hex. Hd.	19 6 4	3220-3	Nut - Jam	5 1 2
321-15	Screw - Cap Hex. Hd.	11 33 3	3220-6	Nut	4 27 1
321-18	Screw - Cap Hex. Hd.	18 5 4	3220-6	Nut - Steering Wheel	3 8 1
321-23	Screw - Cap Hex. Hd.	14 13 2	3230-2	Bolt - Carriage	37 15 1
321-39	Screw - Cap Hex. Hd.	1 15 7	3230-3	Bolt - Carriage	61 1 3
321-39	Screw - Cap Hex. Hd.	11 26 2	3234-5	Screw - Whiz Lock	33 3 6
322-2	Screw - Cap Hex. Hd.	33 43 2	3234-7	Screw - Hex. (Europe)	2 42 2
322-2	Screw - Cap Hex. Hd.	38 61 4	3234-14	Screw - Hex. Washer Hd.	2 33 14
322-3	Screw - Cap Hex. Hd.	37 14 4	3234-17	Screw - Cap Hex. Hd.	36 11 1
322-3	Screw - Cap Hex. Hd.	6 14 13	3245-35	Screw - Set	61 24 1
322-3	Screw - Cap Hex. Hd.	30 18 2	3250-29	Screw - Cap Hex. Hd.	6 7 4
322-3	Screw - Cap Hex. Hd.	5 25 8	3253-3	Washer - Lock	24 7 1
322-3	Screw - Cap Hex. Hd.	16 28 4	3253-3	Washer - Lock	61 16 6
322-3	Screw - Cap Hex. Hd.	2 30 4	3253-3	Washer - Lock	6 30 1
322-3	Screw - Cap Hex. Hd.	11 35 2	3253-3	Washer - Lock	11 32 3
322-4	Screw - Cap Hex. Hd.	54 11 3	3253-4	Washer - Lock	3 2 2
322-4	Screw - Cap Hex. Hd.	37 18 2	3253-4	Washer - Lock	6 13 4
322-4	Screw - Cap Hex. Hd.	33 36 2	3253-4	Washer - Lock	64 16 2
322-4	Screw - Cap Hex. Hd.	2 40 2	3253-4	Washer - Lock	30 17 2
322-5	Screw - Cap Hex. Hd.	64 6 3	3253-4	Washer - Lock	1 20 4

*Not Illustrated

TORO PART NUMBER INDEX (Cont.)

3318-248

Part No.	Description	Pg. Ref. No. No. Qty.	Part No.	Description	Pg. Ref. No. No. Qty.
3253-4	Washer - Lock	16 29 4	3272-10	Pin - Cotter	30 1 1
3253-4	Washer - Lock	33 39 4	3272-10	Pin - Cotter	64 4 2
3253-4	Washer - Lock	38 60 4	3272-10	Pin - Cotter	62 17 3
3253-5	Washer - Lock	31 5 2	3272-10	Pin - Cotter	3 21 1
3253-6	Washer - Lock	70 * 2	3272-10	Pin - Cotter	6 21 2
3253-6	Washer - Lock	8 25 2	3272-10	Pin - Cotter	5 40 4
3253-6	Washer - Lock	7 51 2	3272-11	Pin - Cotter	56 10 1
3253-7	Washer - Lock	70 5 9	3272-17	Pin - Cotter	59 31 2
3253-7	Washer - Lock	37 32 8	3273-26	Screw - Hex. Socket Hd.	12 45 2
3253-7	Washer - Lock	64 39 4	3274-8	Screw - Cap Hex. Hd.	61 17 6
3253-7	Washer - Lock	63 58 6	3274-34	Screw - Socket Flat Hd.	61 30 1
3253-15	Washer - Lock	22 9 5	3290-271	Rivet - Pop	33 20 2
3253-21	Washer - Lock	54 16 1	3290-354	Plate - Nut	11 36 2
3253-21	Washer - Lock	24 33 2	3290-378	Tie - Cable	3 * 3
3253-21	Washer - Lock	37 35 1	3290-378	Tie - Cable	33 17 1
3253-21	Washer - Lock	14 42 2	3290-378	Tie - Cable	56 25 1
3253-27	Washer - Lock (Europe)	54 31 2	3290-378	Tie - Cable	54 28 1
3253-33	Washer - Lock	8 31 1	3290-378	Tie - Cable	64 42 2
3255-8	Washer - Lock	37 22 2	3290-378	Tie - Cable	63 68 5
3255-8	Washer - Lock ETLW	3 31 1	3290-379	Tie - Cable	64 1 1
3255-9	Washer - Lock E.T.L.W.	37 49 1	3290-379	Tie - Cable	62 14 3
3256-1	Washer - Flat	11 13 5	3290-410	Tie - Cable Push On	3 * 4
3256-1	Washer - Flat	1 14 10	3290-461	Washer - Belleville	5 21 1
3256-1	Washer - Flat	3 29 2	3290-488	Boot - Lift Control	12 40 1
3256-3	Washer - Flat	2 31 4	3290-489	Knob - Lift Control	11 3 1
3256-3	Washer - Flat	11 34 3	3296-2	Nut - Lock	11 18 5
3256-5	Washer - Flat	8 4 1	3296-3	Nut - Lock	6 27 3
3256-6	Washer - Flat	64 40 4	3296-9	Nut - Hex.	30 24 2
3256-6	Washer - Flat	63 57 6	3296-20	Nut - Lock	3 16 4
3256-22	Washer - Flat	35 3 8	3296-23	Nut - Lock	56 7 4
3256-22	Washer - Flat	22 4 2	3296-23	Nut - Lock	24 16 2
3256-22	Washer - Flat	5 6 2	3296-29	Nut - Lock	61 6 7
3256-22	Washer - Flat	3 11 4	3296-29	Nut - Lock	30 9 4
3256-22	Washer - Flat	33 22 4	3296-29	Nut - Lock	64 9 8
3256-23	Washer - Flat	64 7 10	3296-29	Nut - Lock	36 14 2
3256-23	Washer - Flat	6 12 8	3296-29	Nut - Lock	5 23 8
3256-23	Washer - Flat	3 15 6	3296-29	Nut - Lock	6 23 10
3256-23	Washer - Flat	37 17 6	3296-29	Nut - Lock	54 27 6
3256-23	Washer - Flat	1 18 6	3296-29	Nut - Lock	37 43 10
3256-23	Washer - Flat	62 25 3	3296-29	Nut - Lock	62 45 3
3256-23	Washer - Flat	33 38 4	3296-29	Nut - Lock	34 59 2
3256-23	Washer - Lock	28 23 8	3296-39	Nut - Lock	56 8 2
3256-24	Washer	8 5 1	3296-39	Nut - Lock	6 9 3
3256-24	Washer - Flat	56 2 2	3296-39	Nut - Lock	64 31 6
3256-24	Washer - Flat	5 4 1	3296-39	Nut - Lock	24 35 2
3256-24	Washer - Flat	54 17 1	3296-39	Nut - Lock	37 38 4
3256-24	Washer - Flat	6 19 3	3296-39	Nut - Lock	5 38 1
3256-24	Washer - Flat	62 24 3	3296-39	Nut - Lock	56 45 2
3256-24	Washer - Flat	64 30 4	3296-39	Nut - Lock	63 52 2
3256-24	Washer - Flat	14 41 2	3296-42	Nut - Lock	22 3 2
3256-24	Washer - Flat	38 50 4	3296-42	Nut - Lock	35 5 4
3256-26	Washer - Flat	30 2 1	3296-42	Nut - Lock	1 13 7
3256-26	Washer - Flat	70 4 9	3296-42	Nut - Lock	14 15 2
3256-26	Washer - Flat	3 22 1	3296-42	Nut - Lock	18 21 4
3256-26	Washer - Flat	8 24 2	3296-42	Nut - Lock	11 22 4
3256-38	Washer - Flat	36 26 3	3296-42	Nut - Lock	33 25 7
3256-40	Washer - Flat	38 66 2	3296-42	Nut - Lock	3 30 2
3256-46	Washer - Flat	8 20 1	3296-42	Nut - Lock	38 63 1
3256-69	Washer - Thrust	5 31 3	3296-44	Nut - Lock	8 22 1
3256-70	Washer - Flat	36 12 2	3296-44	Nut - Lock	36 23 3
3256-78	Washer - Flat	37 25 1	3296-44	Nut - Lock	62 23 4
3258-19	Screw - Machine	55 6 2	3296-48	Nut - Lock	25 45 4
3258-166	Screw - Phillips Hd.	11 12 5	3296-51	Nut - Lock	62 19 6
3258-166	Screw - Phillips Hd.	3 28 2	3296-54	Nut - Lock	6 4 4
3258-166	Screw - Phillips Hd.	2 46 3	3296-56	Nut - Lock	24 4 2
3269-10	Washer - Back-up	33 30 7	3296-59	Nut - Lock	5 22 1
3269-13	Rivet - Pop	33 32 17	3296-59	Nut - Lock	38 54 1
3269-15	Rivet - Pop	33 5 8	32104-58	Screw - Cap Hex. Hd.	62 35 6
3272-2	Pin - Cotter	5 5 2	32104-76	Screw - Thread Forming	63 48 2
3272-4	Pin - Cotter	1 11 2	32105-1	Screw - Cap Hex. Hd.	12 43 1
3272-5	Pin - Cotter	3 17 3	32105-13	Screw - Cap Hex. Hd.	11 17 4

*Not Illustrated

TORO PART NUMBER INDEX (Cont.)

Part No.	Description	Pg. No.	Ref. No.	Qty.	Part No.	Description	Pg. No.	Ref. No.	Qty.
32105-21	Screw	30	4	2	340-4	Fitting - Hydraulic Straight	16	5	1
32107-11	Nut-Square	55	5	2	340-4	Fitting - Hydraulic Straight	31	10	2
32108-9	Screw - Machine	24	12	1	340-7	Nut - Bulkhead	20	11	2
32120-74	Ring - Retaining	29	53	1	340-8	Fitting - Hydraulic Straight	14	11	2
32120-93	Ring - Retaining	64	25	4	340-13	Fitting - Hydraulic Straight	19	12	2
32120-93	Ring - Retaining	62	29	6	340-13	Fitting - Hydraulic Straight	16	19	2
32121-2	Pin - Roll	37	4	2	340-13	Fitting - Straight	63	64	2
32121-6	Pin - Roll	5	9	1	340-71	Fitting - Hydraulic	20	31	2
32121-16	Pin - Roll	5	32	1	340-77	Fitting - Hydraulic 90°	14	22	1
32121-34	Pin - Roll	61	18	1	340-77	Fitting - Hydraulic 90°	18	27	1
32121-38	Pin - Roll	6	22	1	340-82	Fitting - Hydraulic 90°	15	47	2
32121-45	Pin - Roll	5	10	2	340-87	Fitting - Hydraulic 45°	14	27	1
32121-50	Pin - Roll	5	41	1	340-92	Fitting - Hydraulic Straight	19	3	4
32121-122	Pin - Roll	65	44	2	340-92	Fitting - Hydraulic Straight	16	17	2
32121-122	Pin - Roll	63	55	3	340-92	Fitting - Hydraulic Straight	18	26	4
32122-24	Screw - Round Hd.	22	10	5	340-98	Fitting - Hydraulic 90°	16	2	2
32128-20	Nut - Flange Head	36	18	1	340-98	Fitting - Hydraulic 90°	20	7	10
32128-20	Nut - Flange Lock	19	18	2	340-101	Fitting - Hydraulic 45°	16	10	2
32128-20	Nut - Lock	54	19	3	340-101	Fitting - Hydraulic 45°	17	11	1
32128-20	Nut - Whiz	33	8	6	340-103	Fitting - Hydraulic 45°	20	3	5
32128-25	Nut - Flange	6	38	4	340-103	Fitting - Hydraulic 45°	64	13	1
32128-26	Nut - Flange	8	21	4	340-124	Fitting - Straight	34	48	2
32128-33	Nut - Flange Head	2	45	3	340-127	Nut - Bulkhead	20	12	4
32128-33	Nut - Lock	19	10	4	340-132	Fitting - Hydraulic 90°	18	3	3
32128-33	Nut - Lock	54	20	2	340-132	Fitting - Hydraulic 90°	62	4	5
32128-33	Nut - Lock, Flange	22	36	2	340-132	Fitting - Hydraulic 90°	19	8	1
32128-33	Nut - Lock, Flange Hd.	12	55	3	340-132	Fitting - Hydraulic 90°	56	21	2
32136-13	Nut - Slotted	56	16	2	340-132	Fitting - Hydraulic 90°	64	22	3
32144-1	Screw - Cap Hex. Hd.	12	41	2	340-139	Fitting - Hydraulic 90°	16	23	1
32144-4	Screw - Self Tapping	56	19	1	340-139	Fitting - Hydraulic 90°	14	35	1
32144-5	Nut	26	1	8	340-143	Fitting - Hydraulic 90°	19	11	1
32144-10	Screw - Hex. Washer Hd.	14	33	2	340-143	Fitting - Hydraulic 90°	17	18	1
32144-14	Screw - Hex. Washer Hd.	65	55	2	340-143	Fitting - Hydraulic 90°	16	32	1
32144-14	Screw - Self Tapping	63	66	3	340-143	Fitting - Hydraulic 90°	63	70	1
32144-18	Screw - Cap Hex. Hd.	12	46	2	351-78	Edging	6	1	1
32144-21	Screw	3	6	1	353-508	Plug - Hydraulic	14	40	1
32144-22	Screw - Cap Hex. Hd.	30	13	4	353-512	Fitting - Hydraulic Plug	19	5	2
32144-26	Screw - Self-Tapping	3	1	2	353-550	Fitting - Plug	14	44	1
32144-58	Screw - Socket Hex. Hd.	18	29	4	353-599	Pin-Dowel	21	3	2
32144-58	Screw - Socket Hex. Hd.	20	32	4	353-682	Fitting - Hydraulic Straight	14	20	1
32144-112	Screw - Cap Hex. Hd.	24	8	8	353-781	Fitting - 90°	22	30	2
32144-112	Screw-Thread Forming	26	13	8	353-989	Plug	17	6	2
32148-7	Nut - Clinch	33	34	2	353-990	Plug	17	2	11
32149-1	Nut - Lock	38	59	1	353-991	Plug	17	17	2
32151-36	Ring - Retaining	65	47	4	354-20	Fitting - Fuel Tee	22	15	1
32151-41	Ring - Retaining	21	13	1	354-21	Fitting - Fuel Straight	22	17	1
32151-48	Ring - Retaining	64	5	2	354-22	Fitting - Fuel, Straight	22	14	2
32151-48	Ring - Retaining	62	20	3	354-46	Ring-Seal	21	8	1
32151-61	Ring - Retaining	64	18	4	354-50	Screw-Hex Socket Hd.	21	1	4
32151-62	Ring - Retaining	24	38	1	354-51	Washer	21	2	4
32151-87	Ring - Retaining	61	21	1	354-70	Plug	17	21	1
32152-10	Nut	66	2	1	354-72	Fitting - Hydraulic 45°	24	42	1
32152-10	Nut	67	2	1	354-73	Fitting - Hydraulic Straight	14	24	2
32152-10	Nut	68	2	1	354-74	Fitting - Hydraulic Plug	14	16	1
32152-10	Nut	69	2	1	354-75	Fitting - Hydraulic 90°	24	40	1
33103-025	Screw - Hex. Flange Hd.	22	26	3	354-77	Fitting - Hydraulic Test Port	24	23	1
33104-020	Screw - Hex. Hd. Flange	14	38	6	354-77	Fitting - Test Port	16	11	2
33105-025	Screw - Cap Hex. Hd.	14	36	3	354-78	Fitting - Hydraulic	31	3	1
340-2	Fitting - Hydraulic Straight	18	15	2	354-79	Cap - Test Port	16	12	2
340-3	Fitting - Hydraulic Straight	31	16	1	354-79	Cap - Test Port	24	24	1
340-3	Fitting - Hydraulic, Straight	24	19	2					

TABLE OF CONTENTS

Description	Page	Description	Page
Frame & Body Assembly	1–2	Timing Gear, Piston, Flywheel & Crankshaft	39
Steering Tower Assembly	3	Cylinder Block And Bearing Assembly	40
Steering Valve Assembly No. 75–0600	4	Valve, Camshaft And Rocker Assembly	41
Traction & Brake Pedals Assembly	5	Oil Pan, Pump Relief Valve	42
Seat & Throttle Assembly	6–7	Cylinder Head, Manifold & Cover Assembly	43
Seat Suspension Assembly	8	Timing Gear Case	44
Diagnostic–ACE Display Assembly	9	Water Pump Assembly	45
Electrical Schematic	10	Fuel Injection Pump Assembly	46
Control Console Assembly	11–12	Thermostat And Alternator Mount Assembly	47
Hydraulic Schematic	13	Fuel And Starter System Assembly	48
Hydraulic Reservoir Assembly	14–15	Governor	49
Hydraulic Control Manifold Assembly	16	Starter Assembly	50
Control Manifold Assembly	17	Alternator Assembly	51
Front Hydraulic Manifolds	18	Overhaul Gasket Kit	52–53
Rear Hydraulic Manifolds	19	Engine Components Assembly	54
Cutting Unit Hydraulic Components	20	Air Cleaner Assembly	55
Reel Motor Assembly No. 93–1375	21	Rear Axle Installation Assembly	56
Fuel Tank Assembly	22	Rear Axle Assembly No. 68–6823	57–59
Fuel Filter Assembly	23	Hydraulic Cylinder No. 83–5030	60
Front Axle & Transmission Assembly	24–25	Drive Shaft Assembly	61
Front Axle Assembly No. 94–6933	26–27	Front Lift Arms Assembly	62–63
Brake Assembly	28	Rear Lift Arms Assembly	64–65
Transmission Assembly No. 75–0012	29	Hydraulic Cylinder Assembly No. 93–7551	66
Traction Control Assembly	30	Hydraulic Cylinder Assembly No. 93–9310	67
Gear Pump Installation Assembly	31	Hydraulic Cylinder Assembly No. 93–7550	68
Hydraulic Pump Assembly No. 93–1376	32	Hydraulic Cylinder Assembly No. 93–9311	69
Radiator Assembly	33–34	R.O.P.S. Assembly	70
Fan Guard & Flywheel Shield Assembly (Europe)	35	Special Tools	71
Muffler & Pump Drive Assembly	36	Part Number Index	72–84
Engine Installation Assembly	37–38		

Japanese parts kit number 83–6880 contains all of the individual parts on the preceding pages designated as (Japan).

IDENTIFICATION AND ORDERING

MODEL AND SERIAL NUMBERS

The Reelmaster® 5300D has two identification numbers; a model number and a serial number. The two numbers are stamped on a decal which is located on the traction unit frame under the seat. In any correspondence concerning the Reelmaster 5300D, supply model and serial numbers to assure that correct information and replacement parts are obtained.

To order replacement parts from an Authorized TORO Service Dealer, supply the following information:

1. Model and serial number of the Reelmaster 5300D.
2. Part number, description, and the quantity of part(s) desired.

NOTE: Do not order by reference number if a parts catalog is being used; use the PART NUMBER.

COUNTRIES OTHER THAN THE UNITED STATES OR CANADA

Customers who have purchased TORO products exported from the United States or Canada should contact their Toro

Distributor (Dealer) to obtain guarantee policies for your country, province or state.

