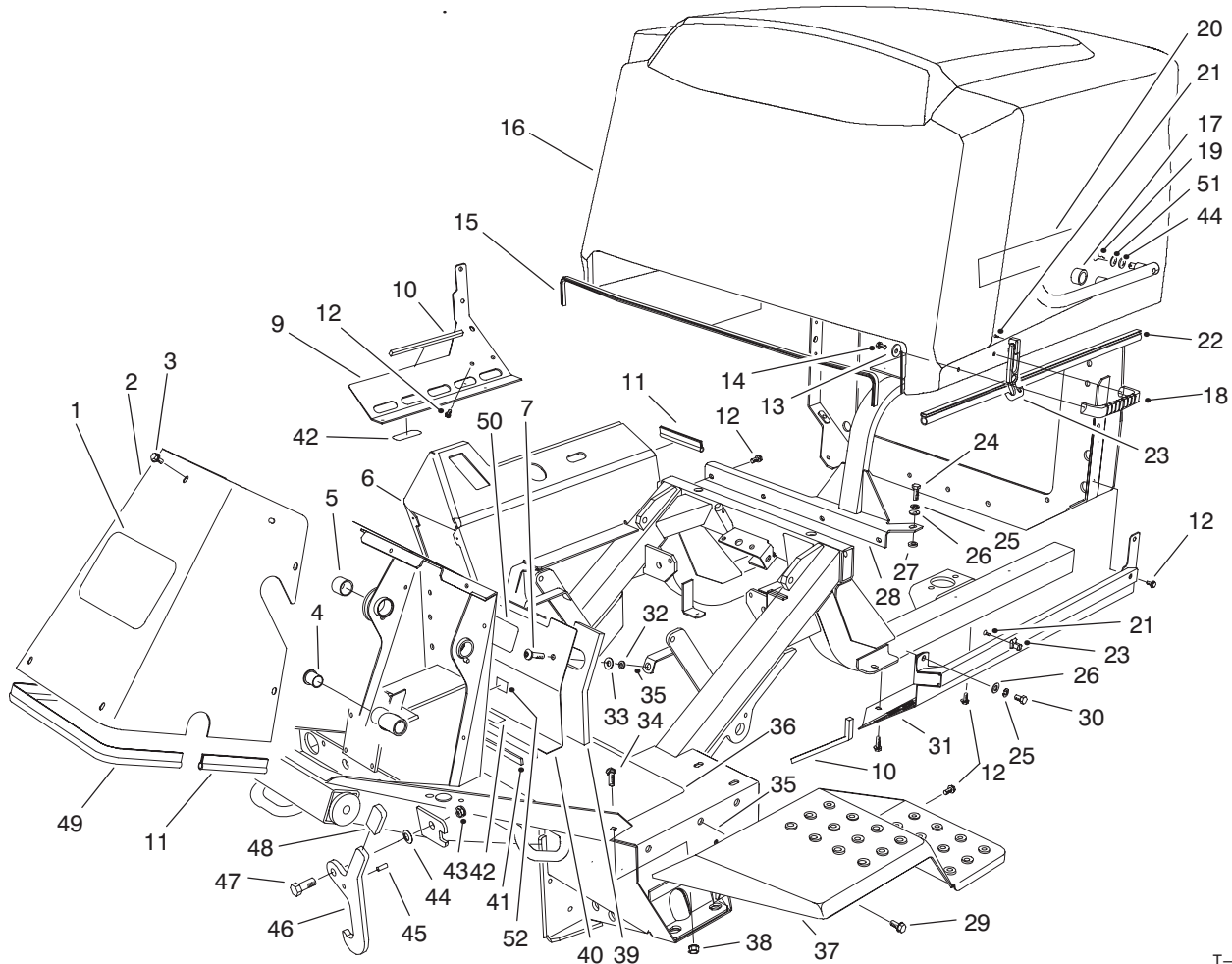




MODEL NO. 30450-60300 & UP
 MODEL NO. 30455-60300 & UP
 MODEL NO. 30401-60300 & UP

**PARTS
 CATALOG**

**GROUNDMASTER 455D
 TRACTION UNIT WITH CUTTING DECK**

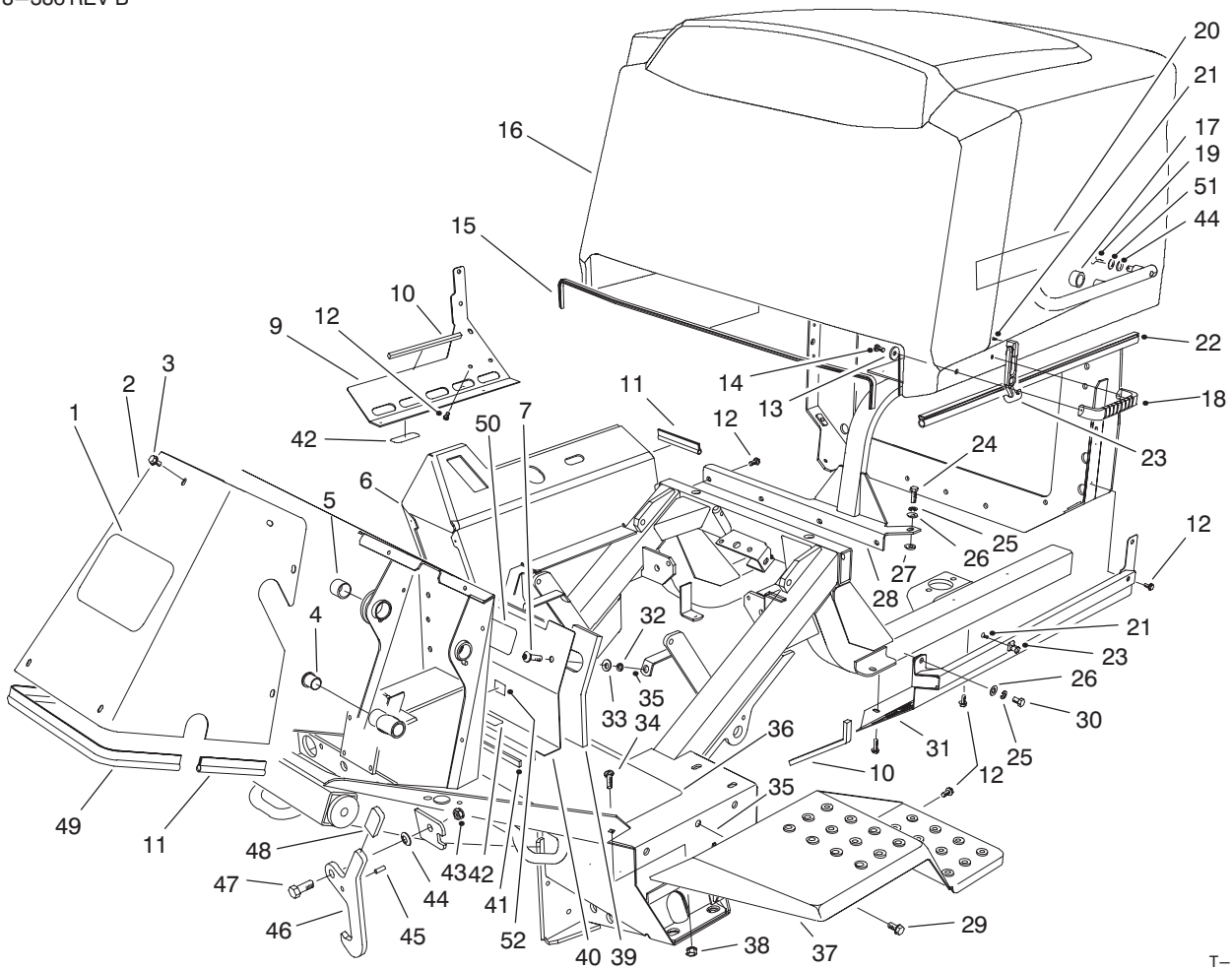


T-1512-3

FRAME & BODY ASSEMBLY

| Ref. No. | Part No. | Description | No. Used |
|----------|----------|---|----------|
| 1 | 62-7400 | Decal - TORO | 1 |
| 2 | 76-9700 | Cover - Tower | 1 |
| 3 | 46-6810 | Screw - Hex. Washer Hd. | 9 |
| 4 | 256-10 | Bushing - Flange | 2 |
| 5 | 256-237 | Bushing - Sleeve | 1 |
| 6 | 84-1080 | Frame Assembly (Incl. Ref # 4, 5 & 35) | 1 |
| 7 | 3250-36 | Screw - Phillips Pan Hd. | 2 |
| 9 | 94-5601 | Support - Tank, Lower | 1 |
| 10 | 68-7573 | Seal - Shroud | 2 |
| 11 | 76-6360 | Strip - Seal | 2 |
| 12 | 32144-11 | Screw - Hex. Washer Hd. | 17 |
| 13 | 3256-78 | Washer - Flat | 2 |
| 14 | 46-8091 | Screw - Hex. Washer Hd. | 2 |
| 15 | 94-5618 | Trim - Fire Wall | 1 |
| 16 | 93-7798 | Hood (Incl. Ref. #15, 20 & 22) | 1 |

| Ref. No. | Part No. | Description | No. Used |
|----------|----------|-------------------------|----------|
| 17 | 94-5613 | Stop - Rubber | 2 |
| 18 | 65-5100 | Handle - Hood | 1 |
| 19 | 3290-467 | Pin - Cotter, Hair | 2 |
| 20 | 84-1460 | Decal - GM 455D | 2 |
| 21 | 3290-359 | Screw - Round Hd. | 3 |
| 22 | 94-5617 | Seal - Strip, Hood | 2 |
| 23 | 94-5626 | Latch - Draw | 1 |
| 24 | 323-6 | Screw - Cap Hex. Hd. | 1 |
| 25 | 3253-21 | Washer - Lock | 2 |
| 26 | 3256-24 | Washer - Flat | 2 |
| 27 | 80-7730 | Spacer | 1 |
| 28 | 93-7236 | Air Cleaner Support Asm | 1 |
| 29 | 74-4090 | Tread - Foot Rest | 1 |
| 30 | 323-4 | Screw - Cap Hex. Hd. | 1 |
| 31 | 94-5609 | Cover Asm - Hood, Lower | 1 |
| 32 | 32151-72 | Ring - Retaining | 2 |
| 33 | 3256-3 | Washer - Flat | 2 |

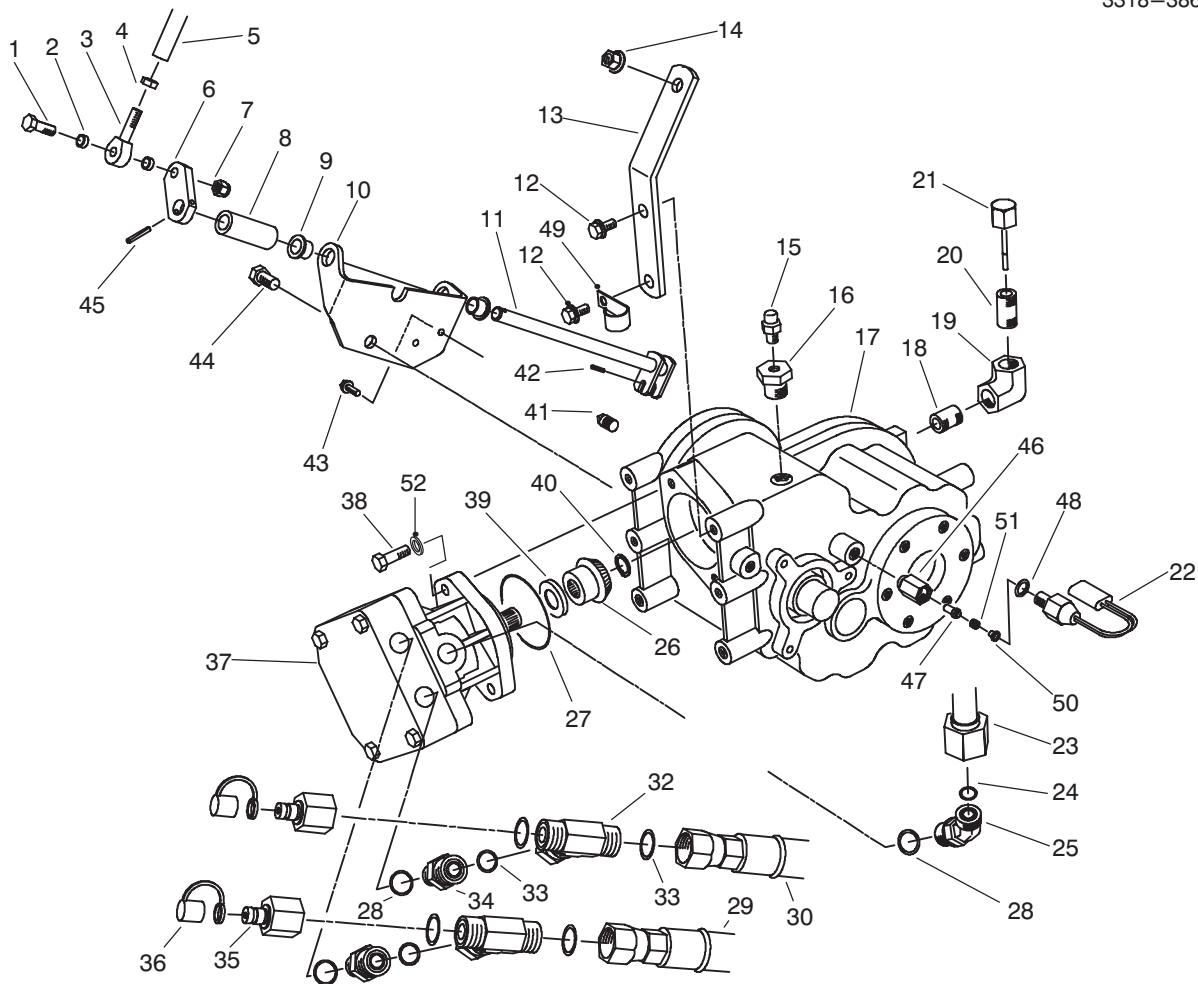


T-1512-3

FRAME & BODY ASSEMBLY (Continued)

| Ref. No. | Part No. | Description | No. Used | Ref. No. | Part No. | Description | No. Used |
|----------|----------|---------------------------|----------|----------|----------|-------------------------|----------|
| 34 | 3231-22 | Bolt - Carriage | 2 | 43 | 3296-25 | Nut - Lock | 2 |
| 35 | 32148-10 | Insert - Threaded | 10 | 44 | 3290-483 | Washer - Belleville | 4 |
| 36 | 3234-12 | Screw - Hex. Washer Hd. | 7 | 45 | 32121-11 | Pin - Roll | 2 |
| 37 | 76-9300 | Fender L.H. | 1 | * | 32121-36 | Pin - Roll (Europe) | 2 |
| * | 76-9340 | Fender R.H. | 1 | 46 | 84-1490 | Latch - Lockup | 2 |
| 38 | 3290-357 | Nut - Flange | 2 | * | 93-7203 | Latch - Lockup (Europe) | 2 |
| 39 | 88-1310 | Foam - Cover | 1 | 47 | 325-5 | Screw - Cap Hex. Hd. | 2 |
| 40 | 88-1300 | Cover - Seat Front | 1 | 48 | 48-7081 | Sleeve | 2 |
| 41 | 76-6380 | Strip - Seal Access Panel | 1 | 49 | 76-6361 | Strip - Seal | 1 |
| 42 | 70-2560 | Decal - Oil | 1 | 50 | 93-9426 | Decal - Danger | 1 |
| | | (Model No. 30450) | 1 | * | 93-9425 | Decal - Danger (Europe) | 1 |
| | | (Model No. 30455) | 2 | 51 | 83-1470 | Washer - Neoprene | 2 |
| * | 93-6697 | Decal - Oil (Europe) | 2 | 52 | 93-7252 | Decal - CE (Europe) | 1 |
| | | (Model No. 30455) | 2 | | | | |

*Not Illustrated

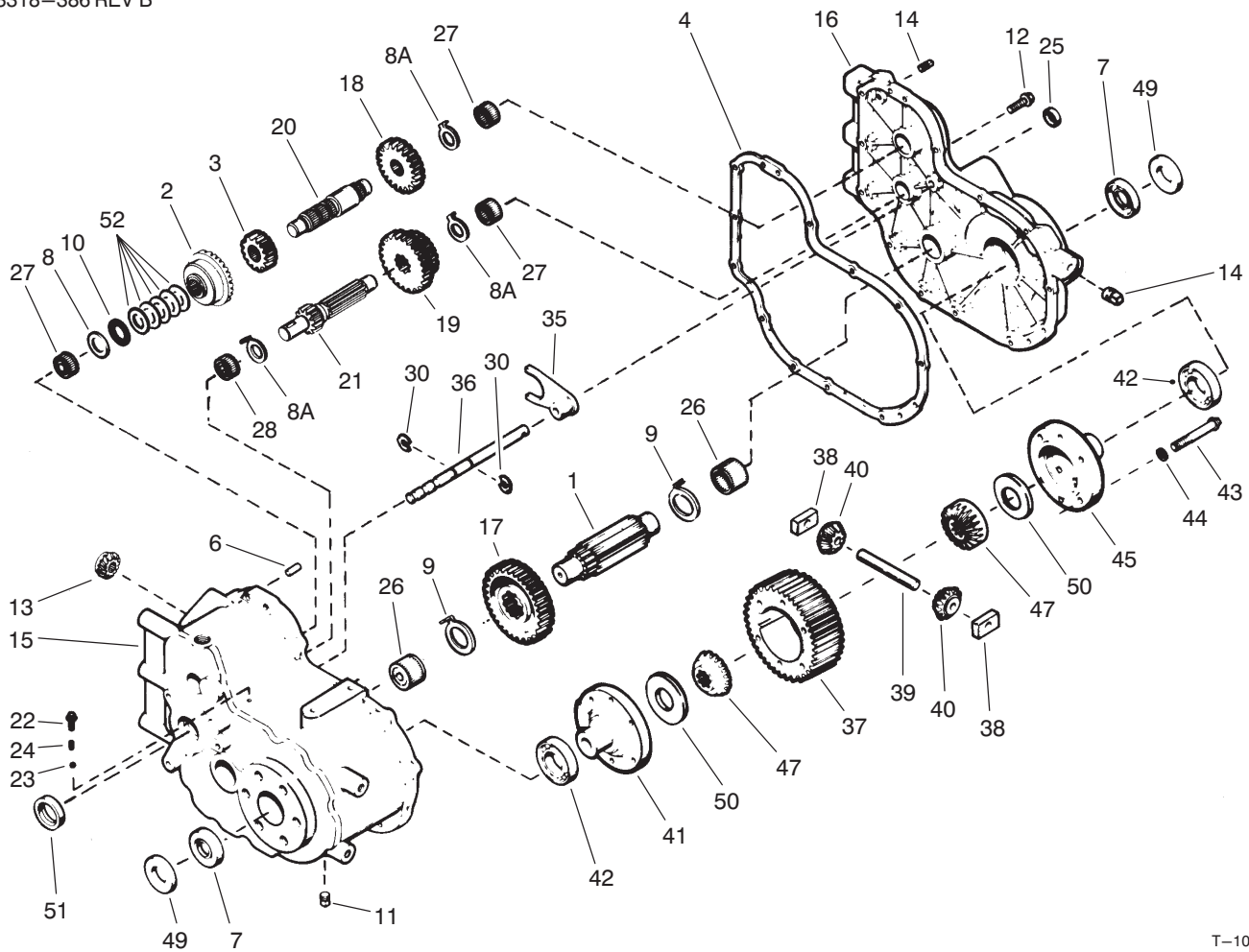


T-1506-1

FRONT TRANSAXLE INSTALLATION ASSEMBLY

| Ref. No. | Part No. | Description | No. Used | Ref. No. | Part No. | Description | No. Used |
|----------|----------|--|----------|----------|----------|--|----------|
| 1 | 323-9 | Screw - Cap Hex. Hd. | 1 | 28 | 237-79 | O-Ring | 3 |
| 2 | 76-9100 | Spacer | 2 | 29 | 92-5830 | Assy. - Hose, Traction L.H. | 1 |
| 3 | 2411-36 | Rod - End | 1 | 30 | 92-5841 | Hose, Traction R.H. (2WD) | 1 |
| 4 | 3220-3 | Nut - Jam | 1 | * | 92-7765 | Assy. - Tube (4WD) | 1 |
| 5 | 84-0690 | Rod - Shift | 1 | 32 | 340-167 | Fitting - Hydraulic | 2 |
| 6 | 77-4260 | Link - Shift | 1 | 33 | 237-65 | O-Ring | 6 |
| 7 | 3296-59 | Nut - Lock | 1 | 34 | 340-155 | Fitting - Hydraulic | 2 |
| 8 | 86-5420 | Spacer - Rod, Shift | 1 | 35 | 86-5860 | Nipple | 2 |
| 9 | 3-1506 | Bushing - Flange | 2 | 36 | 353-947 | Cap - Fitting | 2 |
| 10 | 84-1610 | Support - Rod, Shift | 1 | 37 | 92-2556 | Motor - Fixed Displacement | 1 |
| 11 | 84-0700 | Rod - Shift | 1 | 38 | 323-7 | Screw - Cap Hex. Hd. | 2 |
| 12 | 3234-12 | Screw - Hex. Flange Hd. | 2 | 39 | 82-5380 | Shim - Pinion .045 | 1 |
| 13 | 84-1600 | Bracket - Support, Trans. | 1 | * | 82-5390 | Shim - Pinion .038 | 1 |
| 14 | 3290-357 | Nut - Flange Head | 1 | * | 82-5400 | Shim - Pinion .052 | 1 |
| 15 | 302-14 | Plug - Vent | 1 | 40 | 32151-62 | Ring - Retaining | 1 |
| 16 | 2812-11 | Bushing - Reducer | 1 | 41 | 76-6040 | Plug - Pipe (Supplied with transaxle) | 1 |
| 17 | 88-1260 | Transaxle - 2 Speed (Incl. Ref. No.26 & 41) | 1 | 42 | 32121-24 | Pin - Roll | 1 |
| 18 | 289-50 | Nipple - Pipe | 1 | 43 | 3234-4 | Screw - Cap Hex. Hd. | 2 |
| 19 | 2813-14 | Elbow - Pipe 90° | 1 | 44 | 325-2 | Screw - Cap Hex. Hd. | 1 |
| 20 | 289-44 | Nipple - Pipe | 1 | 45 | 32121-6 | Pin - Roll | 1 |
| 21 | 27-3710 | Dipstick | 1 | 46 | 92-1364 | Guide - Switch, Pin | 1 |
| 22 | 72-4320 | Switch - Ball | 1 | 47 | 92-1365 | Plunger - Switch | 1 |
| 23 | 86-5750 | Assy. - Tube, Drain | 1 | 48 | 237-30 | O-Ring | 1 |
| 24 | 237-30 | O-Ring | 1 | 49 | 2412-150 | Clip - J | 1 |
| 25 | 340-101 | Fitting - Hydraulic | 1 | 50 | 43-8610 | Guide - Spring & Ball | 1 |
| 26 | | Pinion - Spiral | 1 | 51 | 92-1366 | Spring - Compression | 1 |
| 27 | 237-167 | O-Ring | 1 | 52 | 3256-24 | Washer - Flat | 2 |

*Not Illustrated



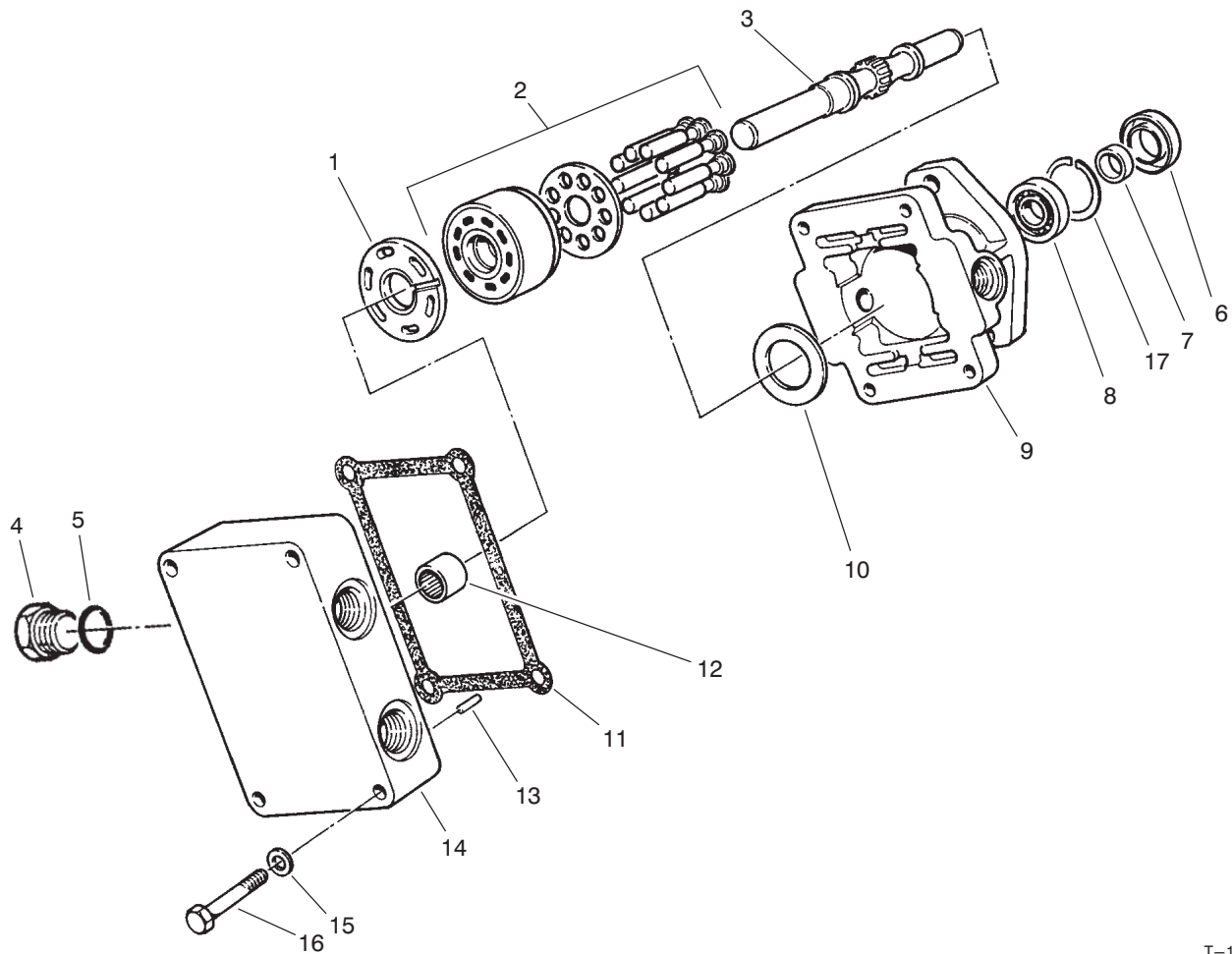
T-1008-1

TRANSAXLE ASSEMBLY NO. 88-1260

| Ref. No. | Part No. | Description | No. Used |
|----------|----------|---------------------------------------|----------|
| 1 | 76-5610 | Pinion - Output | 1 |
| 2 | | Gear - Spiral Bevel | 1 |
| 3 | 76-5630 | Gear - Spur | 1 |
| 4 | 76-5640 | Gasket | 1 |
| 6 | 76-5660 | Pin-Dowel | 2 |
| 7 | 76-5670 | Seal-Oil | 2 |
| 8 | 76-5680 | Washer - Thrust | 1 |
| 8A | 76-5650 | Washer - Thrust | 3 |
| 9 | 76-5690 | Washer - Thrust | 2 |
| 10 | 76-5700 | Bearing-Thrust | 1 |
| 11 | 76-5710 | Plug-Magnetic - Drain | 1 |
| 12 | 76-5720 | Screw - Hex Hd. | 13 |
| 13 | | Pinion - Spiral Bevel | 1 |
| 14 | 76-6040 | Plug - Pipe | 2 |
| 15 | 92-0639 | Case Assembly (Incl. Ref. #26-28) | 1 |
| 16 | 76-5760 | Cover Assembly (Incl. Ref. #26-27) | 1 |
| 17 | 92-0642 | Gear - Output | 1 |
| 18 | 76-5780 | Gear - Spur | 1 |
| 19 | 92-0644 | Gear - Cluster | 1 |
| 20 | 92-0641 | Shaft - Counter | 1 |
| 21 | 92-0645 | Shaft & Gear - Shifter | 1 |
| 22 | 76-5820 | Screw - Hex Flanged Hd. | 1 |
| 23 | 76-5830 | Ball - Steel | 1 |
| 24 | 76-5840 | Spring - Shifter Fork | 1 |
| 25 | 76-5850 | Seal - Oil | 1 |

| Ref. No. | Part No. | Description | No. Used |
|----------|----------|---|----------|
| 26 | 76-5860 | Bearing - Needle | 2 |
| 27 | 76-5870 | Bearing - Needle | 3 |
| 28 | 92-0640 | Bearing - Needle | 1 |
| 30 | 76-5890 | Ring - Retaining | 2 |
| 35 | 76-5900 | Fork - Shift | 1 |
| 36 | 92-0647 | Rod - Shift (High-Low) | 1 |
| 37 | 92-0643 | Gear - Ring | 1 |
| 38 | 76-5930 | Block - Drive | 2 |
| 39 | 76-5940 | Pin - Drive | 1 |
| 40 | 76-5950 | Pinion - Bevel | 2 |
| 41 | 76-5960 | Carrier (Incl. Ref. #50) | 1 |
| 42 | 92-0646 | Bearing - Ball | 2 |
| 43 | 76-5980 | Screw - Hex Flanged Hd. | 6 |
| 44 | 3253-21 | Washer - Lock | 6 |
| 45 | 76-5990 | Carrier - Differential | 1 |
| 47 | 76-6000 | Gear - Bevel | 2 |
| 49 | 76-6010 | Spacer | 2 |
| 50 | 76-6020 | Washer - Thrust | 2 |
| 51 | 76-6030 | Seal - Oil | 1 |
| 52 | 76-5680 | Shim - Orange .126/.123 | A/R |
| * | 76-5740 | Shim - Lt. Grn. .123/.120 | A/R |
| * | 84-0090 | Shim - Lt. Blue .120/.117 | A/R |
| * | 84-0130 | Shim - Pink .129/.126 | A/R |
| * | 84-0140 | Shim - Black .132/.129 | A/R |
| * | 84-0080 | Spiral Gear Set (Matched) (Incl. Ref. #2 & 13) | 1 |

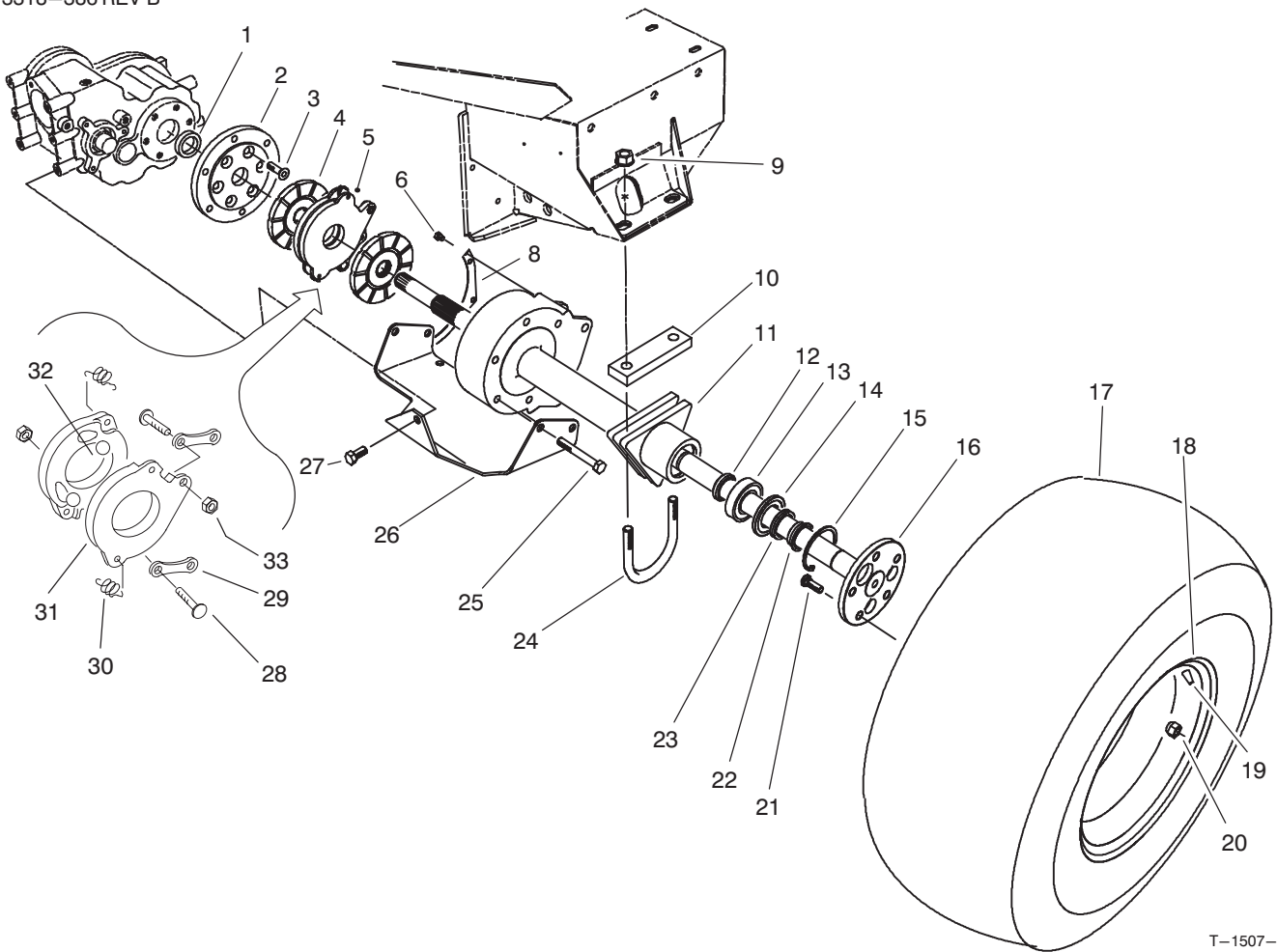
*Not Illustrated



T-1493-1

HYDRAULIC MOTOR NO. 92-2556

| Ref. No. | Part No. | Description | No. Used | Ref. No. | Part No. | Description | No. Used |
|----------|----------|---------------------------------------|----------|----------|----------|--------------------------------------|----------|
| 1 | 28-3380 | Plate - Valve | 1 | 10 | 25-2380 | Plate - Thrust | 1 |
| 2 | 48-1800 | Cylinder Block Kit | 1 | 11 | 67-9100 | Gasket | 1 |
| 3 | 92-0636 | Shaft Assembly (Incl. Ref. #7 & 8) | 1 | 12 | 77-3640 | Bearing | 1 |
| 4 | 92-2571 | Plug | 2 | 13 | 25-2430 | Pin - Straight | 1 |
| 5 | 237-65 | Seal - O-Ring | 2 | 14 | 92-2572 | End Cap Assembly (Incl. Ref. #12) | 1 |
| 6 | 74-9480 | Seal - Lip | 1 | 15 | 74-9510 | Washer - Flat | 1 |
| 7 | | Sleeve | 1 | 16 | 74-9500 | Screw - Cap Hex. Hd. | 4 |
| 8 | | Bearing - Roller | 1 | 17 | 82-4970 | Ring - Retaining | 1 |
| 9 | 82-4990 | Housing - Fixed | 1 | | | | |

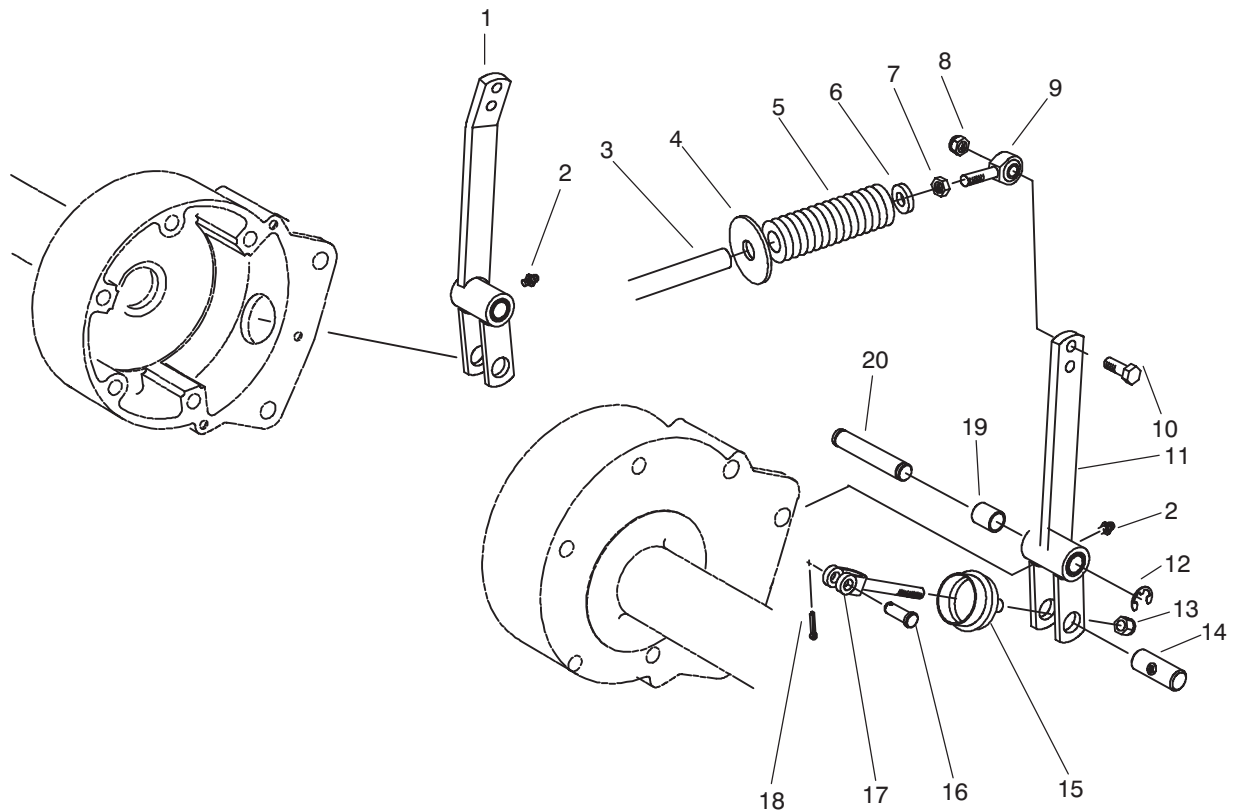


T-1507-1

FRONT AXLE ASSEMBLY

| Ref. No. | Part No. | Description | No. Used |
|----------|----------|---|----------|
| 1 | 76-6010 | Spacer - Transaxle (Supplied with transaxle) | 2 |
| 2 | 76-4240 | Plate - Adapter | 2 |
| 3 | 3274-87 | Screw - Flat Hd. Socket | 12 |
| 4 | 74-3640 | Disc - Brake | 4 |
| 5 | 74-3630 | Actuator - Brake (Incl. Ref. #29-34) | 2 |
| 6 | 3234-30 | Screw - Hex. Hd. Flange | 6 |
| 8 | 76-8300 | Cover - Housing, Axle | 2 |
| 9 | 32128-50 | Nut - Lock, Flange Hd. | 4 |
| 10 | 84-1620 | Plate - Support, Axle | 2 |
| 11 | 92-9704 | Housing - Axle | 2 |
| 12 | 92-9708 | Collar - Bearing | 2 |
| 13 | 92-9710 | Bearing - Ball | 2 |
| 14 | 92-9709 | Spacer - Bearing | 2 |
| 15 | 32151-76 | Ring - Retaining | 2 |
| 16 | 92-9714 | Axle Assembly (Incl. Ref. #12-15 & 21-23) | 2 |

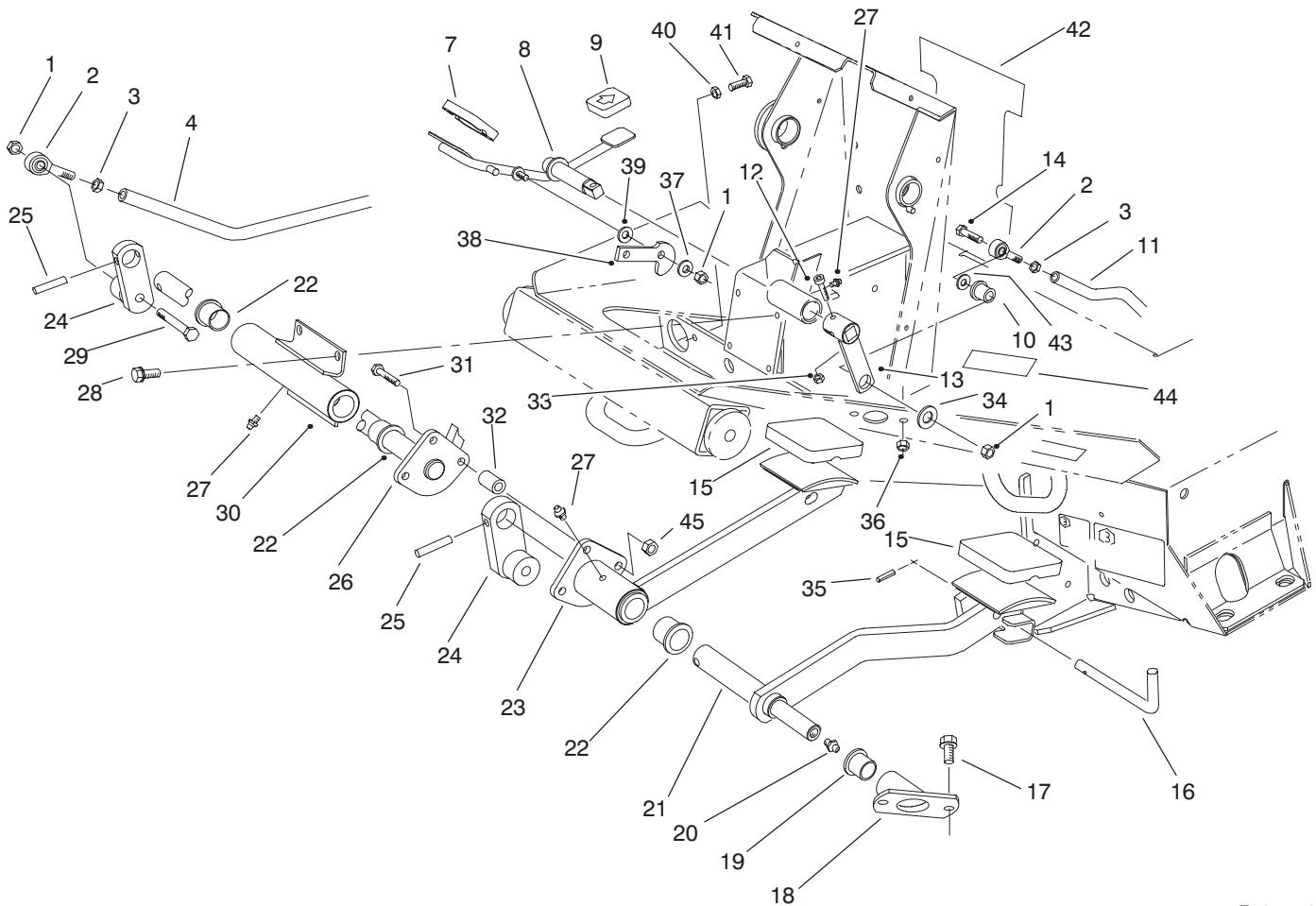
| Ref. No. | Part No. | Description | No. Used |
|----------|----------|----------------------|----------|
| 17 | 86-5900 | Tire | 2 |
| 18 | 217-124 | Rim | 2 |
| 19 | 232-27 | Stem - Valve | 2 |
| 20 | 23-7270 | Nut - Wheel | 10 |
| 21 | 242-34 | Stud - Axle | 10 |
| 22 | 92-9706 | Spacer - Axle Shaft | 2 |
| 23 | 92-9712 | Seal - V-Ring | 2 |
| 24 | 84-1590 | U-Bolt | 2 |
| 25 | 325-15 | Screw - Cap Hex. Hd. | 10 |
| 26 | 86-5430 | Plate - Skid | 1 |
| 27 | 325-4 | Screw - Cap Hex. Hd. | 1 |
| 28 | 92-7774 | Stud | 4 |
| 29 | 92-7775 | Link | 4 |
| 30 | 92-7776 | Spring - Extension | 4 |
| 31 | 92-7777 | Disc - Actuating | 4 |
| 32 | 92-7773 | Ball | 6 |
| 33 | 69-9940 | Nut - Jam | 4 |



T-1491-1

BRAKE LINKAGE ASSEMBLY

| Ref. No. | Part No. | Description | No. Used | Ref. No. | Part No. | Description | No. Used |
|----------|----------|---|----------|----------|----------|---|----------|
| 1 | 84-0940 | Assy. - Brake Linkage Arm R.H. (Incl. Ref. #2 & 19) | 1 | 11 | 84-0970 | Assy. - Brake Linkage Arm L.H. (Incl. Ref. #2 & 19) | 1 |
| 2 | 302-5 | Fitting - Grease | 2 | 12 | 32120-19 | Ring - Retaining, Ext. | 4 |
| 3 | 76-9690 | Rod - Brake | 2 | 13 | 3296-39 | Nut - Lock | 2 |
| 4 | 86-5840 | Plate - Spring | 2 | 14 | 76-8270 | Pin - Brake | 2 |
| 5 | 86-5830 | Spring - Compression | 2 | 15 | 76-4180 | Boot - Brake Rod | 2 |
| 6 | 66-6480 | Washer | 2 | 16 | 283-2 | Pin - Clevis | 2 |
| 7 | 3220-3 | Nut - Jam | 2 | 17 | 76-6610 | Clevis - Brake | 2 |
| 8 | 3296-59 | Nut - Lock | 2 | 18 | 3272-6 | Pin - Cotter | 2 |
| 9 | 2411-36 | Rod End | 2 | 19 | 5-2512 | Bushing - Sleeve | 2 |
| 10 | 323-7 | Screw - Cap Hex.. Hd. | 2 | 20 | 84-0990 | Pin - Pivot | 2 |



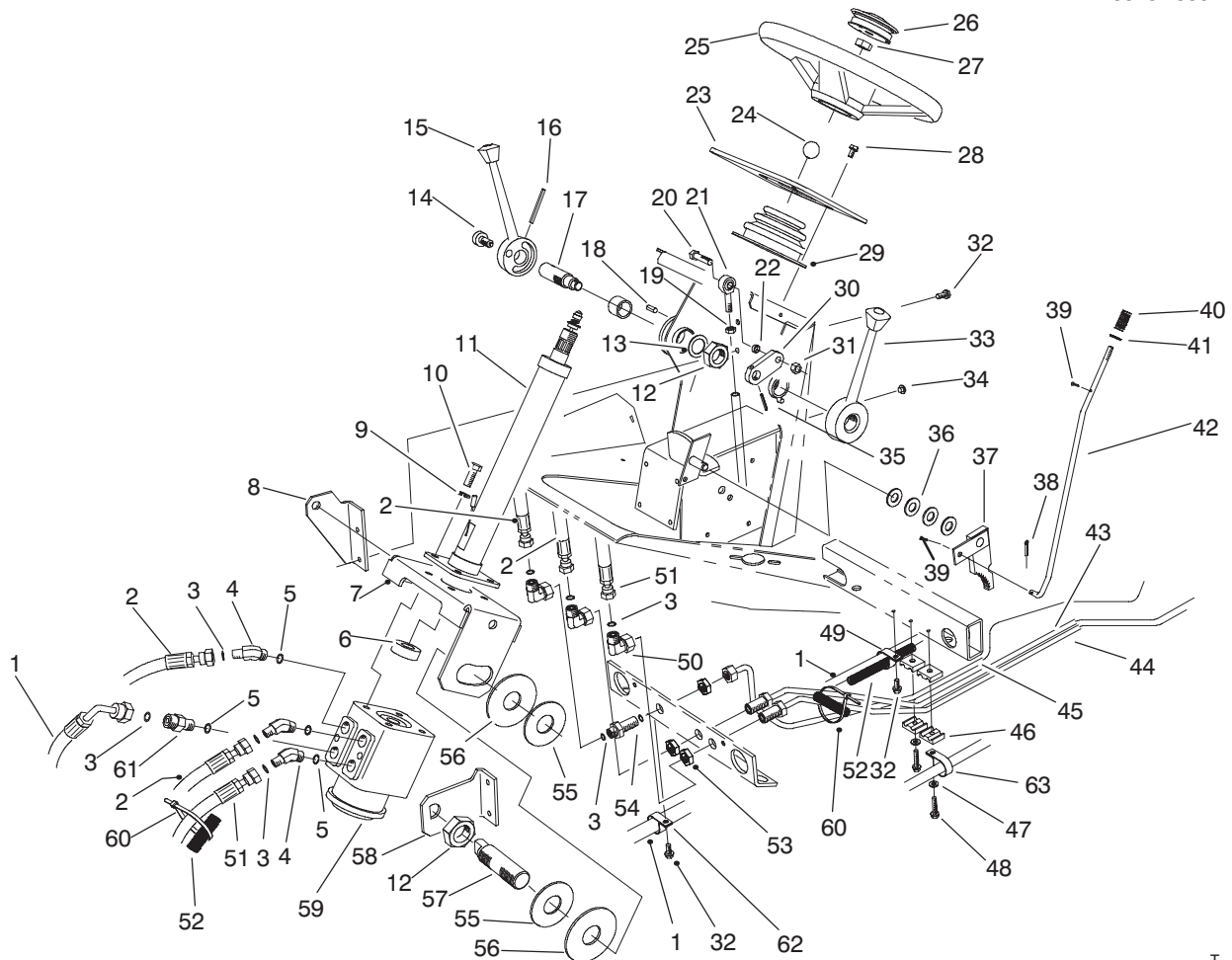
T-1777-1

TRACTION & BRAKE PEDALS ASSEMBLY

| Ref. No. | Part No. | Description | No. Used |
|----------|----------|--|----------|
| 1 | 3296-59 | Nut - Lock | 4 |
| 2 | 2411-36 | Eye - Rod | 3 |
| 3 | 3220-3 | Nut - Jam | 3 |
| 4 | 76-9690 | Rod - Brake Linkage | 2 |
| 7 | 74-9100 | Pad - Forward Pedal | 1 |
| 8 | 82-5190 | Shaft - Traction Pedal | 1 |
| 9 | 74-9110 | Pad - Reverse Pedal | 1 |
| 10 | 63-9751 | Mount - Linkage Rod | 1 |
| 11 | 88-1160 | Rod - Traction Linkage | 1 |
| 12 | 3274-19 | Screw - Cap Socket Hd. | 1 |
| 13 | 92-1367 | Arm - Traction Linkage | 1 |
| 14 | 323-9 | Screw - Cap Hex. Hd. | 1 |
| 15 | 82-4960 | Pad - Brake | 2 |
| 16 | 63-7880 | Latch - Brake | 1 |
| 17 | 3234-14 | Screw - Hex. Flange Hd. | 2 |
| 18 | 76-9680 | Bearing Housing Assembly (Incl. Ref. #19) | 1 |
| 19 | 256-90 | Bushing - Flange | 1 |
| 20 | 302-2 | Fitting - Grease | 1 |
| 21 | 92-5804 | Pedal - Brake L.H. | 1 |
| 22 | 256-10 | Bushing - Flange | 4 |
| 23 | 92-5805 | Brake Pedal Assembly R.H. (Incl. Ref. #22 & 27) | 1 |
| 24 | 92-2586 | Arm - Brake Linkage | 2 |

| Ref. No. | Part No. | Description | No. Used |
|----------|----------|---|----------|
| 25 | 32121-25 | Pin - Roll | 2 |
| 26 | 92-5806 | Shaft - Brake | 1 |
| 27 | 302-5 | Fitting - Grease | 3 |
| 28 | 32144-11 | Screw - Hex. Flange Hd. | 4 |
| 29 | 323-12 | Screw - Cap Hex. Hd. | 2 |
| 30 | 76-9030 | Bearing Housing Assembly (Incl. Ref. #22 & 27) | 1 |
| 31 | 322-21 | Screw - Cap Hex. Hd. | 3 |
| 32 | 66-1140 | Hub | 3 |
| 33 | 3296-42 | Nut - Lock | 1 |
| 34 | 63-8410 | Washer | 1 |
| 35 | 32121-50 | Pin - Roll | 1 |
| 36 | 32128-20 | Nut - Lock | 2 |
| 37 | 3256-24 | Washer - Flat | 1 |
| 38 | 74-6110 | Stop - Pedal | 1 |
| 39 | 66-2920 | Washer - Nylon | 1 |
| 40 | 3218-2 | Nut - Jam | 2 |
| 41 | 322-4 | Screw - Cap Hex. Hd. | 2 |
| 42 | 84-1470 | Decal - Operation | 1 |
| * | 93-9423 | Decal - Operation (Europe) | 1 |
| 43 | 3256-3 | Washer - Flat | 1 |
| 44 | 92-1370 | Decal - Warning | 1 |
| * | 93-9414 | Decal - Warning (Europe) | 1 |
| 45 | 32152-1 | Nut - Lock | 3 |

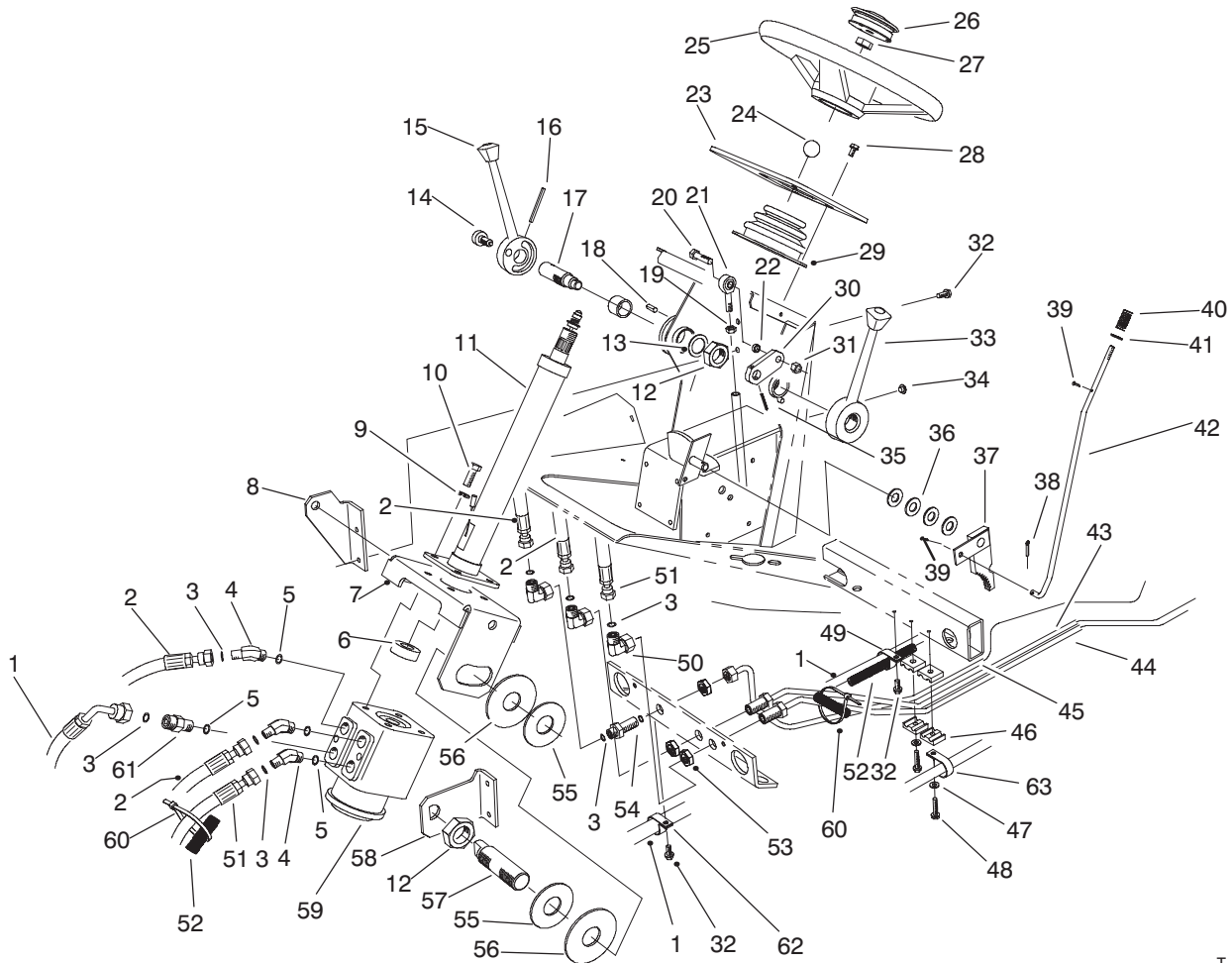
*Not Illustrated



T-1516-1

STEERING TOWER ASSEMBLY

| Ref. No. | Part No. | Description | No. Used | Ref. No. | Part No. | Description | No. Used |
|----------|-----------|--------------------------|----------|----------|----------|--------------------------|----------|
| 1 | 86-5570 | Assembly - Hose | 1 | 27 | 47-6990 | Nut | 1 |
| 2 | 86-3220 | Assembly - Hose | 2 | 28 | 32144-4 | Screw - Hex. Washer Hd. | 4 |
| 3 | 237-22 | O-Ring | 10 | 29 | 76-9450 | Boot - Column, Steering | 1 |
| 4 | 340-138 | Fitting - Hydraulic | 3 | 30 | 84-0680 | Link - Shift | 1 |
| 5 | 237-79 | O-Ring | 4 | 31 | 3296-59 | Nut - Lock | 1 |
| 6 | 21-9260 | Cover - Dust | 1 | 32 | 32144-11 | Screw - Hex. Washer Hd. | 6 |
| 7 | 76-8140 | Bracket - Steering | 1 | 33 | 69-1560 | Lever - Lock | 1 |
| 8 | 76-8160 | Support - Steering | 1 | 34 | 2410-64 | Plug - Dome | 2 |
| 9 | 3253-21 | Washer - Lock | 4 | 35 | 32121-6 | Pin - Roll | 1 |
| 10 | 323-6 | Screw - Cap Hex. Hd. | 4 | 36 | 3256-26 | Washer - Flat | 4 |
| 11 | 74-3670 | Assy. - Column, Steering | 1 | 37 | 63-7900 | Rack - Brake | 1 |
| 12 | 3296-49 | Nut - Lock | 2 | 38 | 3272-10 | Pin - Cotter | 1 |
| 13 | 10-8110 | Washer - Thrust | 1 | 39 | 3272-5 | Pin - Cotter | 2 |
| 14 | 82-4950 | Plunger - Spring | 1 | 40 | 95-1821 | Spring | 1 |
| 15 | 74-5770 | Lever - Shift | 1 | 41 | 3256-22 | Washer - Flat | 1 |
| 16 | 32121-10 | Pin - Roll | 1 | 42 | 76-9050 | Rod - Brake, Parking | 1 |
| 17 | 74-5790 | Shaft - Pivot | 1 | 43 | 86-5730 | Assy. - Tube, R.H. Front | 1 |
| 18 | 32121-123 | Pin - Roll | 2 | 44 | 86-5740 | Assy. - Tube, L.H. Front | 1 |
| 19 | 3220-3 | Nut - Jam | 1 | 45 | 86-5720 | Assy. - Tube, Steering | 1 |
| 20 | 323-8 | Screw - Cap Hex. Hd. | 1 | 46 | 56-7973 | Clamp - Tube | 4 |
| 21 | 2411-36 | Rod End | 1 | 47 | 3256-71 | Washer - Flat | 2 |
| 22 | 76-9100 | Spacer | 1 | 48 | 32144-57 | Screw - Hex. Washer Hd. | 2 |
| 23 | 93-9415 | Panel - Tower | 1 | 49 | 2412-74 | Clamp - R | 1 |
| 24 | 233-17 | Knob | 1 | 50 | 340-159 | Fitting - Hydraulic | 3 |
| 25 | 68-8080 | Wheel - Steering | 1 | 51 | 86-3210 | Assembly - Hose | 1 |
| 26 | 72-0130 | Kit - Horn | 1 | 52 | 86-5470 | Harness - Wire | 1 |

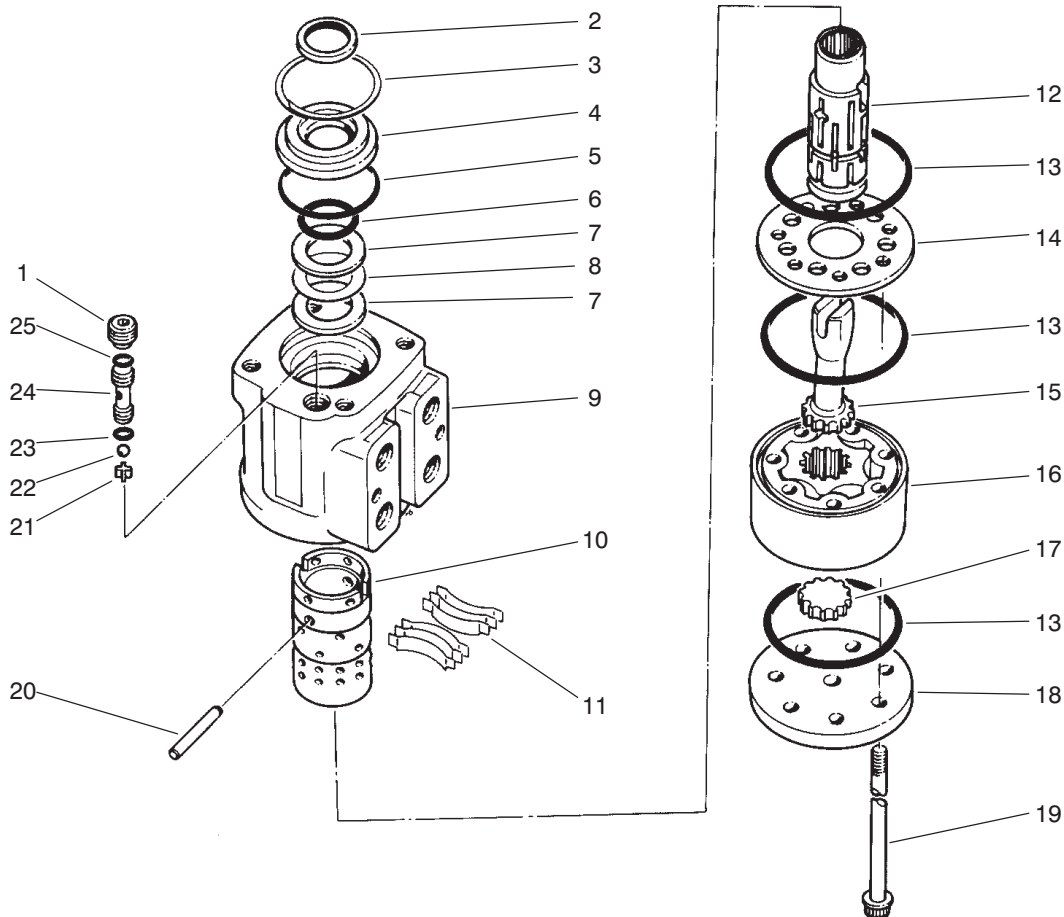


T-1516-1

STEERING TOWER ASSEMBLY (Continued)

| Ref. No. | Part No. | Description | No. Used |
|----------|----------|---------------------------|----------|
| 53 | 340-70 | Nut - Bulkhead | 3 |
| 54 | 340-71 | Union - Bulkhead | 1 |
| 55 | 20-9500 | Washer | 2 |
| 56 | 31-0390 | Washer - Friction | 2 |
| 57 | 76-8340 | Shaft - Pivot, Steering | 1 |
| 58 | 76-8150 | Support - Shaft, Steering | 1 |

| Ref. No. | Part No. | Description | No. Used |
|----------|----------|-------------------------------|----------|
| 59 | 92-9729 | Valve - Control, Steering | 1 |
| 60 | 3290-378 | Tie - Cable | 2 |
| 61 | 59-6430 | Valve - Check | 1 |
| 62 | 2412-104 | Clamp - R | 1 |
| 63 | 2412-74 | Clamp-R (Model 30450 Only) | 1 |



T-1007-1

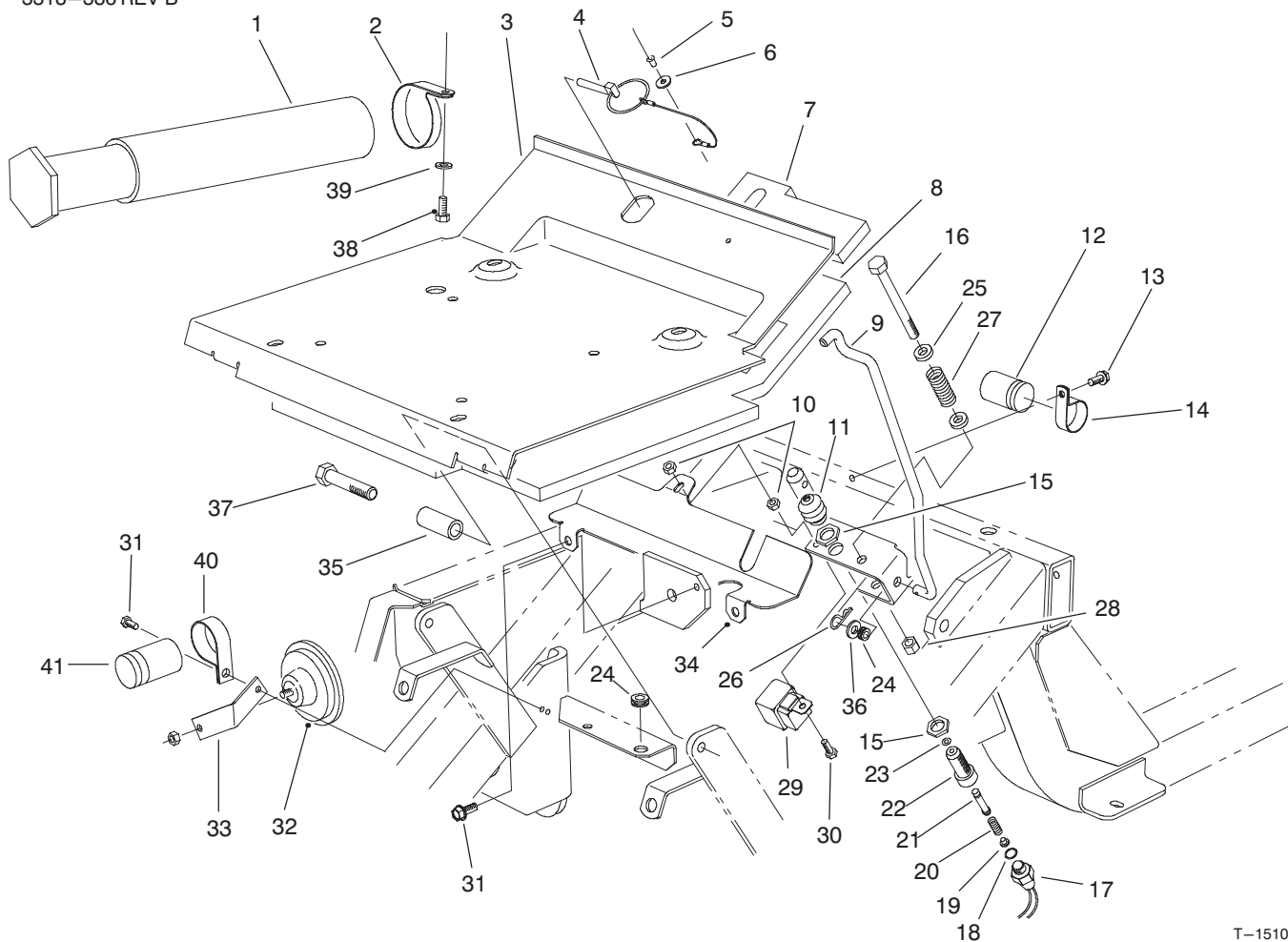
POWER STEERING VALVE NO. 92-9729

| Ref. No. | Part No. | Description | No. Used |
|----------|----------|------------------------|----------|
| 1 | 52-9260 | Screw-Set | 1 |
| †2 | | Seal-Dust | 1 |
| 3 | 52-9230 | Ring-Retaining | 1 |
| 4 | 52-9240 | Bushing-Seal, Gland | 1 |
| †5 | | Seal | 1 |
| †6 | | Seal-Ring, Quad | 1 |
| 7 | 59-6730 | Race-Bearing | 2 |
| 8 | 59-6740 | Bearing-Needle, Thrust | 1 |
| †9 | | Housing | 1 |
| †10 | | Sleeve-Control | 1 |
| 11 | 59-6820 | Centering Spring Kit | 1 |
| †12 | | Spool-Control | 1 |
| †13 | | Seal | 3 |
| 14 | 92-9732 | Plate - Wear | 1 |
| 15 | 52-9320 | Drive | 1 |
| 16 | 76-6300 | Gerotor | 1 |

| Ref. No. | Part No. | Description | No. Used |
|----------|----------|---|----------|
| 17 | 76-6320 | Spacer | 1 |
| 18 | 92-9730 | Cap-End | 1 |
| 19 | 92-9736 | Screw-Cap | 7 |
| 20 | 59-6830 | Kit-Centering Pin | 1 |
| 21 | 52-9290 | Retainer-Check Ball | 1 |
| 22 | 52-9280 | Ball-Check | 1 |
| †23 | | Seal | 1 |
| 24 | 52-9270 | Seat-Ball, Check | 1 |
| †25 | | Seal | 1 |
| * | 52-9250 | Needle Bearing Kit (Incl. Ref. #7-8) | 1 |
| * | 92-9749 | Seal Kit (Incl. Ref. #2, 5-6, 13, 23 & 25) | 1 |
| * | 92-9745 | End Cap Kit (Incl. Ref. #14, 18 & 19) | 1 |

*Not Illustrated

†Not Serviceable Separately



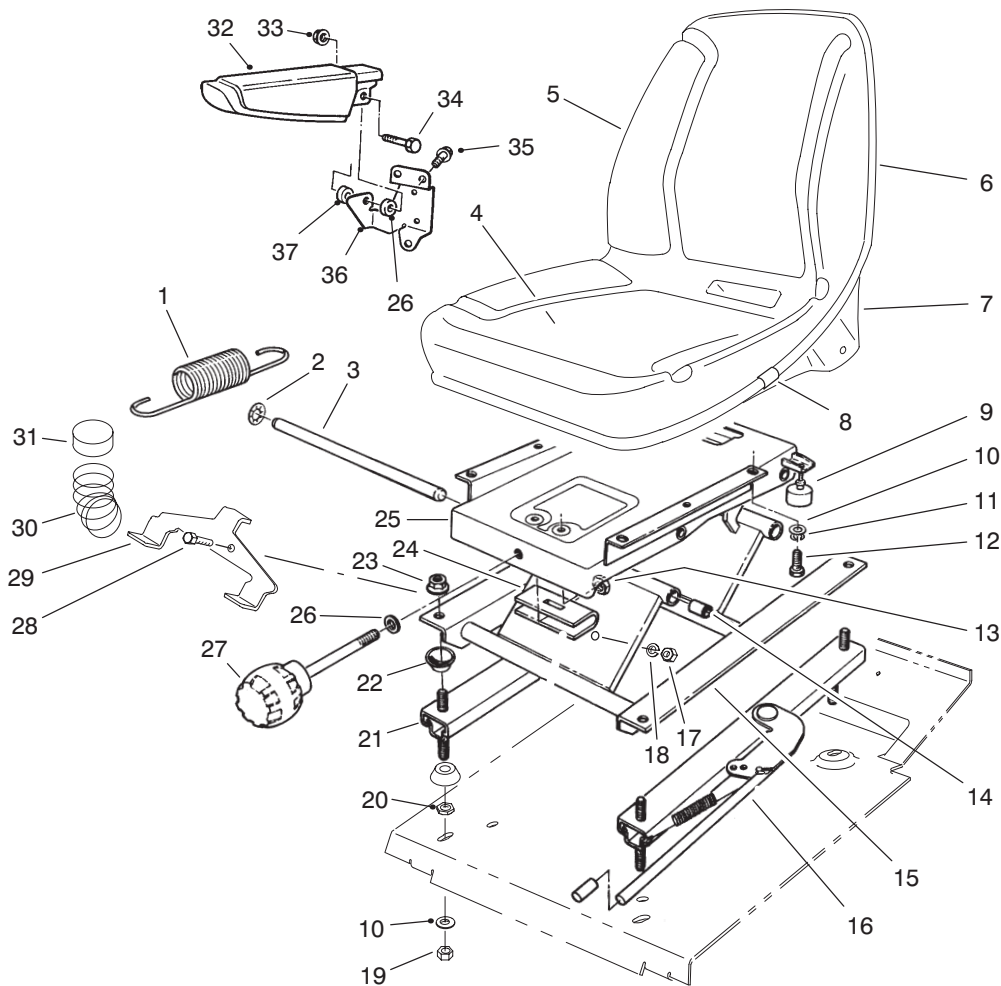
T-1510-2

SEAT PLATE ASSEMBLY

| Ref. No. | Part No. | Description | No. Used |
|----------|----------|-------------------------|----------|
| 1 | 74-0720 | Tube - Manual | 1 |
| 2 | 2412-133 | Clamp - R | 2 |
| 3 | 76-9460 | Plate - Seat | 1 |
| 4 | 77-3780 | Pin - Lynch | 1 |
| 5 | 3290-282 | Rivet - Pop | 1 |
| 6 | 3256-49 | Washer - Flat | 1 |
| 7 | 76-9930 | Foam - Seat Plate Rear | 1 |
| 8 | 82-4900 | Foam - Seat Front | 1 |
| 9 | 76-9440 | Rod - Seat Prop | 1 |
| 10 | 32128-33 | Nut - Lock | 2 |
| 11 | 43-9071 | Boot - Switch | 1 |
| 12 | 37-2690 | Capacitor | 1 |
| 13 | 32104-82 | Screw - Hex. Washer Hd. | 1 |
| 14 | 2412-74 | Clamp | 1 |
| 15 | 218-461 | Nut - Hex | 2 |
| 16 | 323-17 | Screw - Hex. Hd. | 1 |
| 17 | 72-4320 | Switch - Ball | 1 |
| 18 | 237-30 | O-Ring | 1 |
| 19 | 43-8610 | Guide | 1 |
| 20 | 43-8600 | Spring - Switch | 1 |
| 21 | 43-8860 | Plunger - Switch | 1 |
| 22 | 43-8620 | Guide - Pin, Switch | 1 |

| Ref. No. | Part No. | Description | No. Used |
|----------|----------|--|----------|
| 23 | 237-7 | O-Ring | 1 |
| 24 | 237-136 | Grommet | 2 |
| 25 | 80-7730 | Spacer | 2 |
| 26 | 3290-307 | Pin - Cotter, Hair | 1 |
| 27 | 88-1420 | Spring - Compression | 1 |
| 28 | 3296-39 | Nut - Lock | 1 |
| 29 | 70-1480 | Relay - SPDT | 1 |
| 30 | 321-5 | Screw - Cap Hex. Hd. | 1 |
| 31 | 32144-11 | Screw - Hex. Washer Hd. | 3 |
| 32 | 48-4590 | Horn | 1 |
| 33 | 74-8910 | Bracket - Horn | 1 |
| 34 | 86-2860 | Cover - Belt, Upper | 1 |
| 35 | 76-9480 | Sleeve - Pivot, Seal | 2 |
| 36 | 3256-3 | Washer - Flat | 1 |
| 37 | 325-9 | Screw - Cap Hex. Hd. | 2 |
| 38 | 322-2 | Screw - Cap Hex. Hd. | 2 |
| 39 | 3256-23 | Washer - Flat | 2 |
| 40 | 2412-74 | Clamp - R (Europe) | 1 |
| 41 | 37-2690 | Capacitor (Europe) | 1 |
| * | 43-9071 | Seat Switch Assembly (Incl. Ref. #11, 15, & 17-23) | 1 |

*Not Illustrated

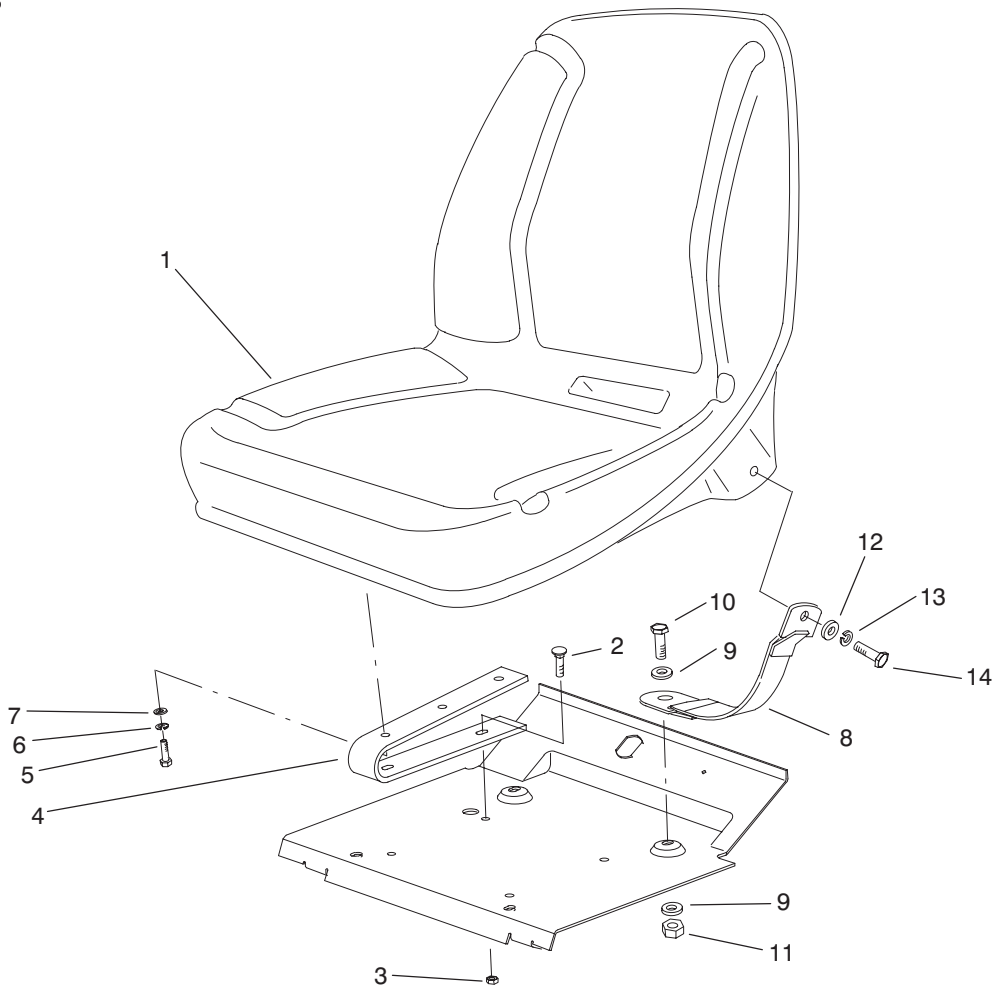


T-2244-1

SEAT ASSEMBLY

| Ref. No. | Part No. | Description | No. Used | Ref. No. | Part No. | Description | No. Used |
|----------|----------|--|----------|----------|----------|-------------------------|----------|
| 1 | 76-1940 | Spring - Extension | 2 | 19 | 3296-29 | Nut - Lock | 4 |
| 2 | 66-8560 | Nut - Push | 4 | 20 | 3218-2 | Nut - Jam | 4 |
| 3 | 76-1910 | Shaft - Pivot | 2 | 21 | 66-8530 | Adjuster | 1 |
| 4 | 92-6533 | Seat Cushion Assembly (Incl. Ref. #8) | 1 | 22 | 66-9290 | Spacer - Suspension | 8 |
| 5 | 92-1180 | Seat Assembly (Incl. Ref. #4 & 6-8) | 1 | 23 | 32128-25 | Nut - Flange Lock | 4 |
| 6 | 351-78 | Edging - Seat | 1 | 24 | 77-2870 | Hanger - Spring | 1 |
| 7 | 92-6534 | Shell - Seat | 1 | 25 | 66-8600 | Frame - Upper | 1 |
| 8 | 351-80 | Clip - Edging | 1 | 26 | 3256-24 | Washer - Flat | 3 |
| 9 | 76-2940 | Bumper | 2 | 27 | 76-1930 | Knob - Adjustment | 1 |
| 10 | 3256-2 | Washer - Flat | 8 | 28 | 322-6 | Screw - Cap Hex. Hd. | 1 |
| 11 | 3253-4 | Washer - Lock | 4 | 29 | 93-3165 | Bracket - Spring | 1 |
| 12 | 322-3 | Screw - Cap Hex. Hd. | 4 | 30 | 93-3163 | Spring - Compression | 2 |
| 13 | 32153-2 | Nut - Lock | 1 | 31 | 93-3164 | Cup - Spring | 2 |
| 14 | 76-1920 | Bearing - Sleeve | 4 | 32 | 69-1180 | Armrest | 2 |
| 15 | 66-8610 | Frame - Lower | 1 | 33 | 32128-19 | Nut - Flange Lock | 2 |
| 16 | 66-8510 | Adjuster & Handle | 1 | 34 | 323-9 | Screw - Cap Hex. Hd. | 2 |
| 17 | 3217-6 | Nut - Hex. | 1 | 35 | 3234-14 | Screw - Hex. Flange Hd. | 6 |
| 18 | 3253-33 | Washer - Lock | 1 | 36 | 69-0770 | Bracket - Armrest R.H. | 1 |
| | | | | * | 69-0760 | Bracket - Armrest L.H. | 1 |
| | | | | 37 | 92-7301 | Spacer | 2 |

*Not Illustrated

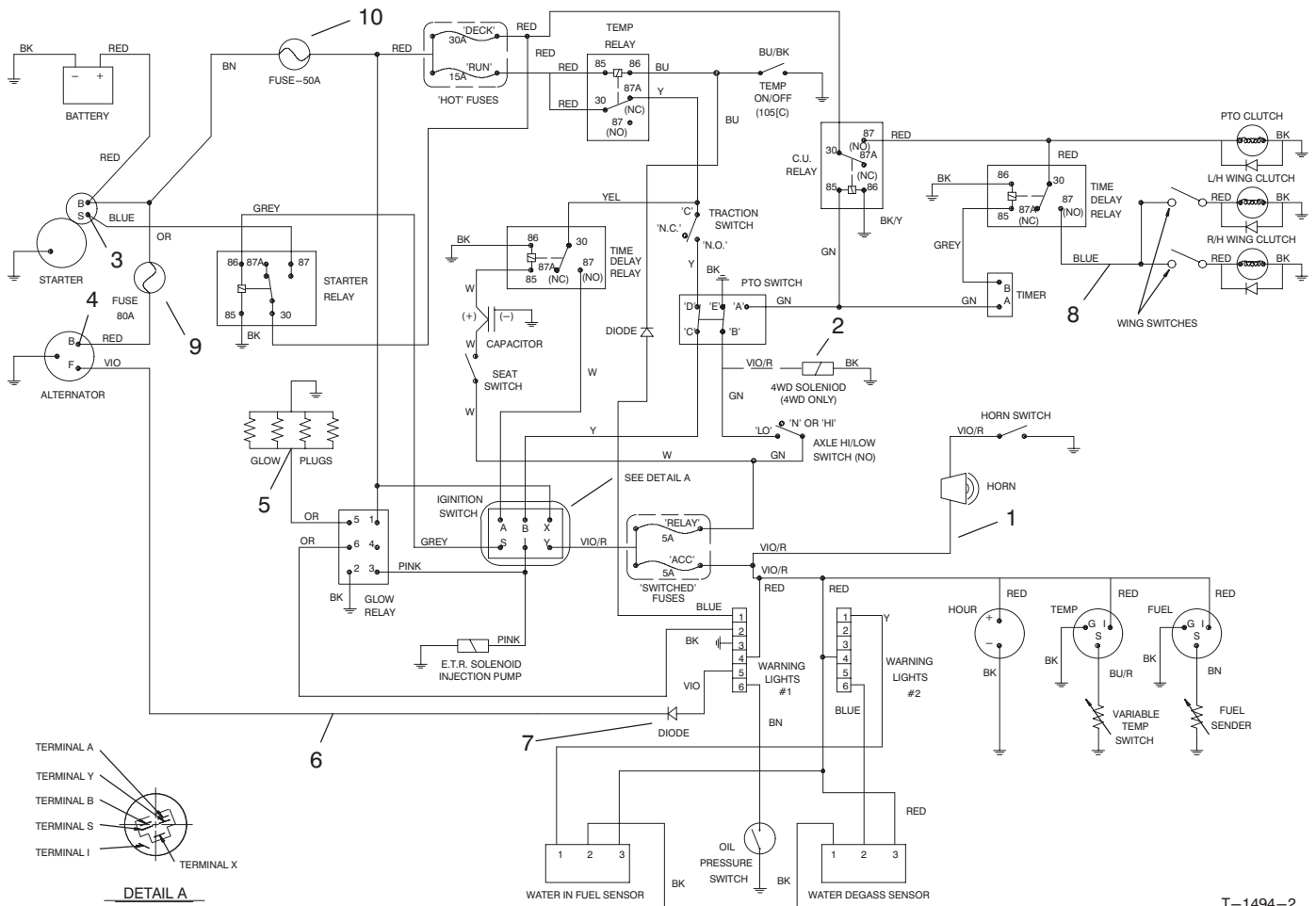


T-2245-1

LOW SEAT ASSEMBLY (Optional)

| Ref. No. | Part No. | Description | No. Used |
|----------|----------|----------------------|----------|
| 1 | 92-1180 | Seat Assembly | 1 |
| 2 | 3230-16 | Bolt - Carriage | 4 |
| 3 | 3296-29 | Nut - Lock | 4 |
| 4 | 68-3280 | Spring - Seat | 2 |
| 5 | 322-4 | Screw - Cap Hex. Hd. | 4 |
| 6 | 3253-4 | Washer - Lock | 4 |
| 7 | 3256-2 | Washer | 4 |

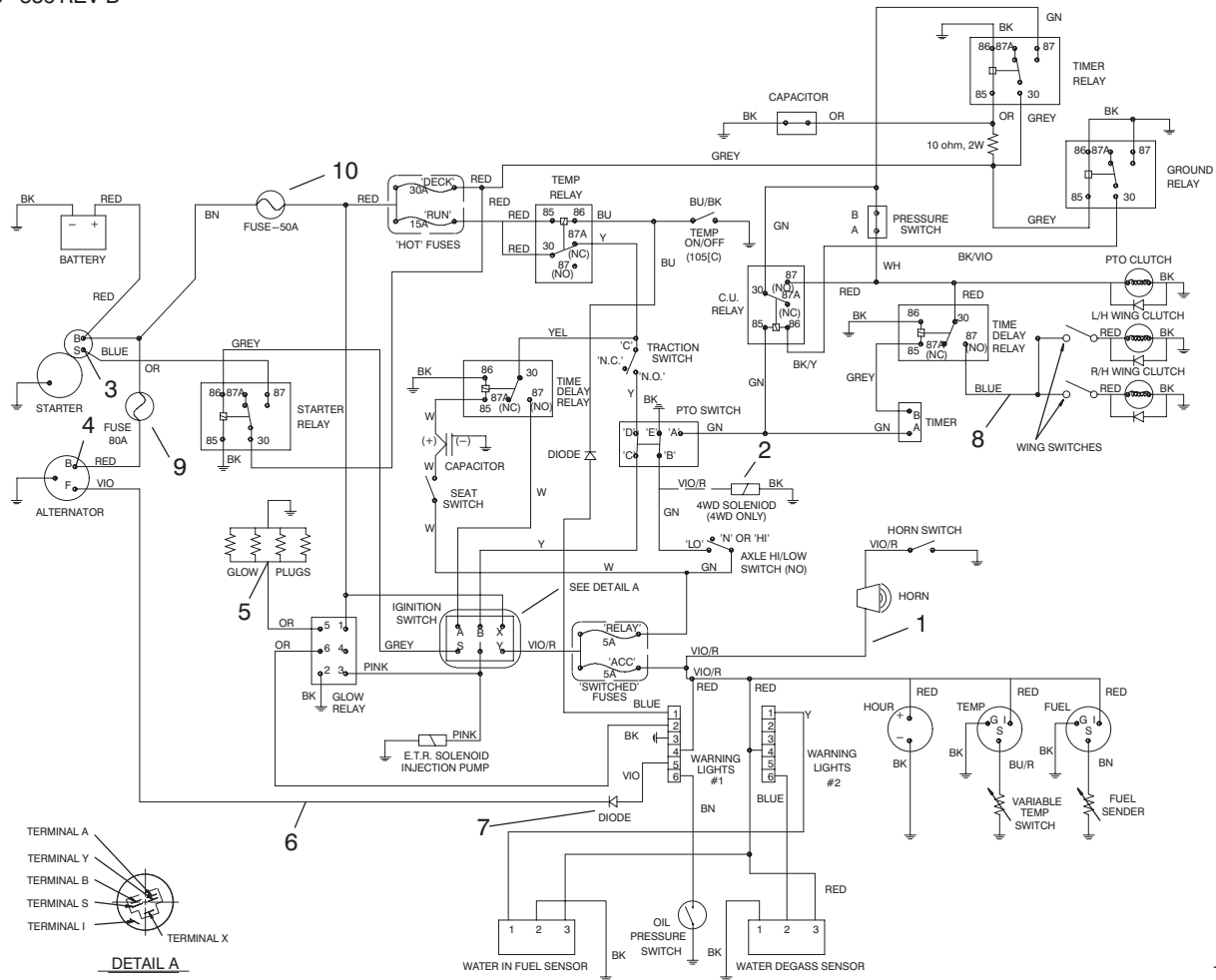
| Ref. No. | Part No. | Description | No. Used |
|----------|----------|----------------------|----------|
| 8 | 92-5521 | Tether Strap | 2 |
| 9 | 3256-24 | Washer | 4 |
| 10 | 323-6 | Screw - Cap Hex. Hd. | 2 |
| 11 | 3296-39 | Nut - Lock | 2 |
| 12 | 3256-5 | Washer - Flat | 2 |
| 13 | 3253-6 | Washer - Lock | 2 |
| 14 | 3212-5 | Screw - Cap Hex. Hd. | 2 |



ELECTRICAL SCHEMATIC (US)

| Ref. No. | Part No. | Description | No. Used |
|----------|----------|--|----------|
| 1 | 86-5470 | Harness – Front | 1 |
| 2 | 76-4880 | Plug – Electrical (Model No. 30450 Only) | 1 |
| 3 | 48-7930 | Nut – Hex | 1 |
| 4 | 48-7890 | Nut – Hex. | 1 |
| 5 | 48-7880 | Nut – Hex. | 2 |

| Ref. No. | Part No. | Description | No. Used |
|----------|----------|--------------------------------------|----------|
| 6 | 94-5623 | Harness – Wire, Main (Incl. Ref. #7) | 1 |
| 7 | 86-7470 | Diode | 4 |
| 8 | 86-1910 | Harness – Wire, Deck | 1 |
| 9 | 94-8001 | Fuse – Blade, 80 Amp | 1 |
| 10 | 94-8002 | Fuse – Blade, 50 Amp | 1 |

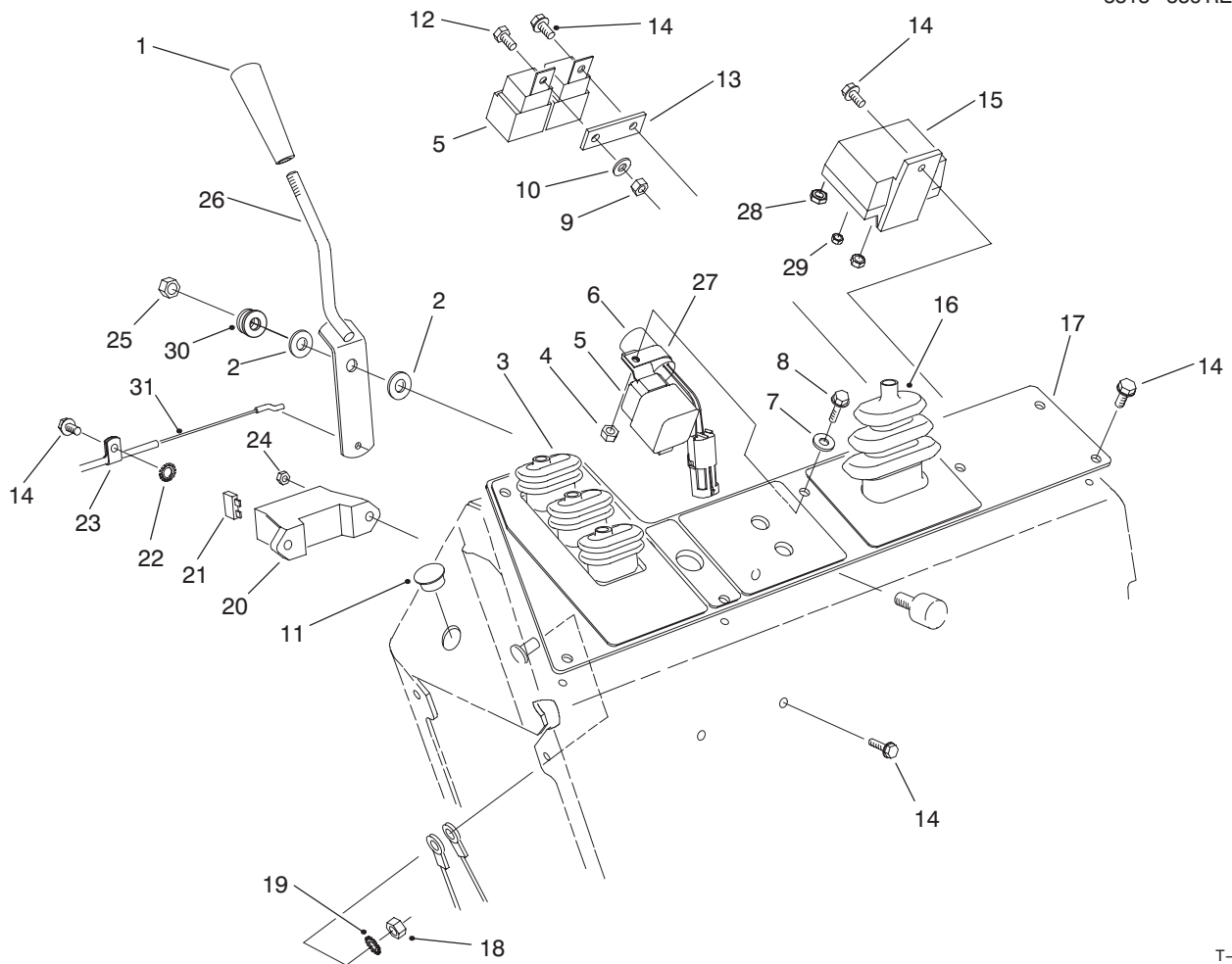


T-2420-2

ELECTRICAL SCHEMATIC (EUROPE)

| Ref. No. | Part No. | Description | No. Used |
|----------|----------|---|----------|
| 1 | 86-5470 | Harness – Front | 1 |
| 2 | 76-4880 | Plug – Electrical (Model No. 30450 Only) | 1 |
| 3 | 48-7930 | Nut – Hex | 1 |
| 4 | 48-7890 | Nut – Hex. | 1 |
| 5 | 48-7880 | Nut – Hex. | 2 |

| Ref. No. | Part No. | Description | No. Used |
|----------|----------|---|----------|
| 6 | 94-5623 | Harness – Wire, Main (Incl. Ref. #7) | 1 |
| 7 | 86-7470 | Diode | 4 |
| 8 | 86-1910 | Harness – Wire, Deck | 1 |
| 9 | 94-8001 | Fuse – Blade, 80 Amp | 1 |
| 10 | 94-8002 | Fuse – Blade, 50 Amp | 1 |

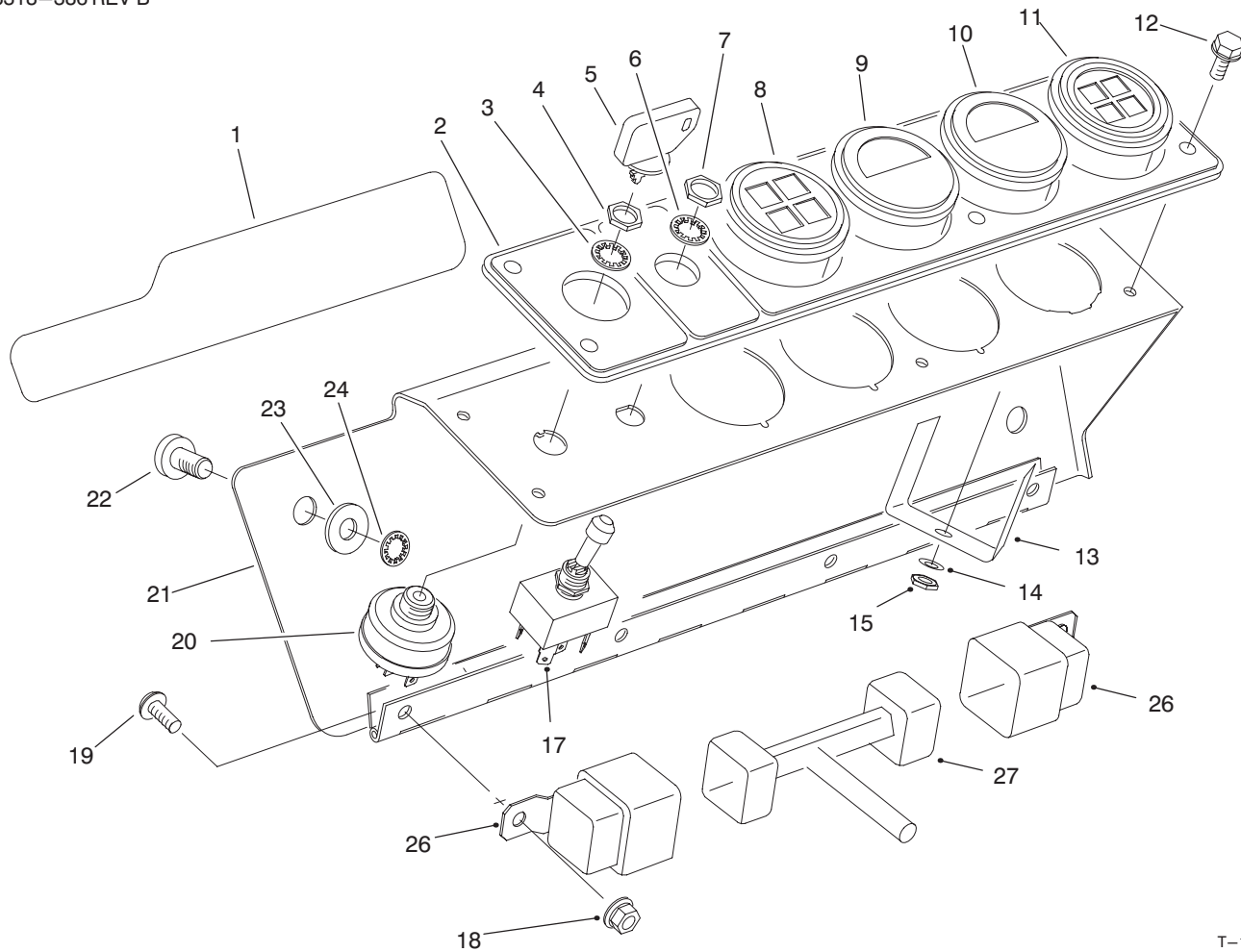


T-1492-1

CONTROL CONSOLE ASSEMBLY

| Ref. No. | Part No. | Description | No. Used | Ref. No. | Part No. | Description | No. Used |
|----------|----------|--------------------------|----------|----------|----------|--------------------------|----------|
| 1 | 233-39 | Knob - Throttle | 1 | 18 | 3296-47 | Nut - Lock | 1 |
| 2 | 66-2920 | Washer - Friction | 2 | 19 | 3255-8 | Washer - Lock Ext. Tooth | 1 |
| 3 | 76-8450 | Boot - Lift Lever | 1 | 20 | 67-7160 | Holder - Fuse | 1 |
| 4 | 3290-148 | Nut - Lock | 1 | 21 | 218-573 | Fuse - 5A | 2 |
| 5 | 70-1480 | Relay - Sealed | 3 | 21 | 218-581 | Fuse - 15A | 1 |
| 6 | 83-2280 | Timer - Delay | 1 | * | 218-593 | Fuse - 30A | 1 |
| 7 | 3256-77 | Washer - Flat | 1 | 22 | 3255-7 | Washer - Lock Ext. Tooth | 1 |
| 8 | 3290-126 | Screw - Hex. Washer Hd. | 3 | 23 | 2412-31 | Clip - Conduit | 1 |
| 9 | 3296-42 | Nut - Lock | 2 | 24 | 3296-12 | Nut - Lock | 2 |
| 10 | 3256-78 | Washer - Flat | 1 | 25 | 3296-44 | Nut - Lock | 1 |
| 11 | 94-5627 | Plug | 1 | 26 | 76-4300 | Lever - Throttle | 1 |
| 12 | 321-2 | Screw - Cap Hex. Hd. | 1 | 27 | 2412-39 | R-Clamp | 1 |
| 13 | 77-3970 | Spacer - Relay | 1 | 28 | 48-7880 | Nut - Hex. | 1 |
| 14 | 32144-4 | Screw - Hex. Washer Hd. | 10 | 29 | 48-7890 | Nut | 1 |
| 15 | 76-5260 | Relay - Glow Plug | 1 | 30 | 3256-24 | Washer | 1 |
| 16 | 76-8440 | Boot - Throttle | 1 | 31 | 74-5480 | Cable - Throttle | 1 |
| 17 | 86-5410 | Panel - Console | 1 | | | | |
| * | 93-9422 | Panel - Console (Europe) | 1 | | | | |

*Not Illustrated



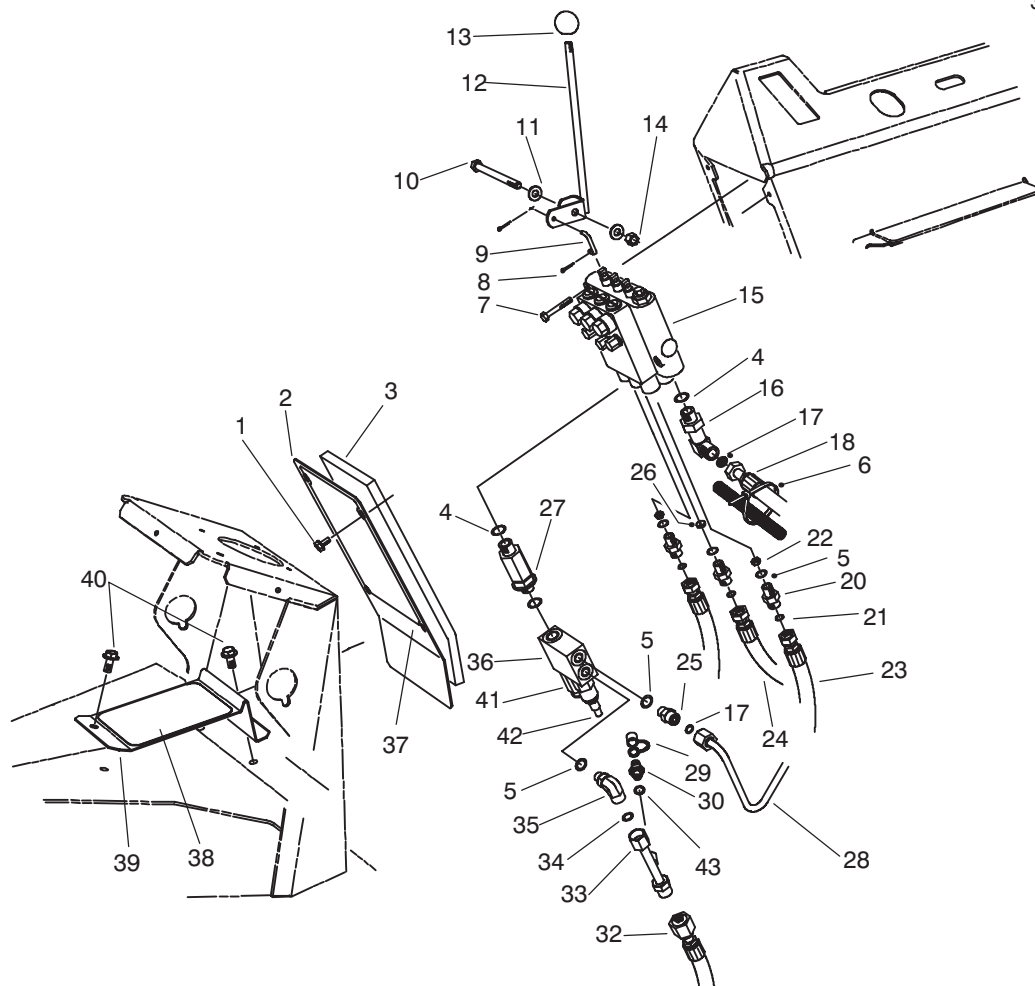
T-1517-3

GAGE PANEL ASSEMBLY

| Ref. No. | Part No. | Description | No. Used |
|----------|----------|--|----------|
| 1 | 92-6564 | Decal - 4 Matic (Model 30455 Only) | 1 |
| 2 | 84-1450 | Panel - Gauge | 1 |
| * | 93-9416 | Panel - Gauge (Europe) | 1 |
| 3 | 218-446 | Washer - Lock | 1 |
| 4 | 218-447 | Nut - Hex. | 1 |
| 5 | 63-8360 | Key - Ignition | 1 |
| 6 | 3254-20 | Washer - Lock, Int. Tooth | 1 |
| 7 | 3218-19 | Nut - Hex. | 2 |
| 8 | 93-7483 | Light - Warning Bank (Incl. Ref. #13-16 & 25) | 1 |
| 9 | 76-9060 | Gauge - Temperature | 1 |
| 10 | 66-2940 | Gauge - Fuel | 1 |
| 11 | 93-7484 | Light - Warning Bank (Incl. Ref. #13-16 & 25) | 1 |
| 12 | 32144-4 | Screw - Hex. Washer Hd. | 6 |
| 13 | | Clamp | 2 |

| Ref. No. | Part No. | Description | No. Used |
|----------|----------|--|----------|
| 14 | 3254-1 | Washer - Lock | 2 |
| 15 | 3217-26 | Nut | 2 |
| *16 | 219-17 | Bulb | 4 |
| 17 | 85-4980 | Switch - Toggle (Incl. Ref. #6-7) | 1 |
| 18 | 32128-33 | Nut - Flange Lock | 4 |
| 19 | 3274-68 | Screw - Socket Button Hd. | 4 |
| 20 | 27-2360 | Switch - Ignition (Incl. Ref. #3-4) | 1 |
| 21 | 82-3750 | Cover - Console | 1 |
| 22 | 3250-36 | Screw | 2 |
| 23 | 3256-3 | Washer | 2 |
| 24 | 32151-72 | Retainer - Push-On | 2 |
| *25 | 87-6270 | Socket - Light | 4 |
| 26 | 70-1480 | Relay (Europe) | 2 |
| 27 | 94-5629 | Harness - Wire (Europe) | 1 |

*Not Illustrated

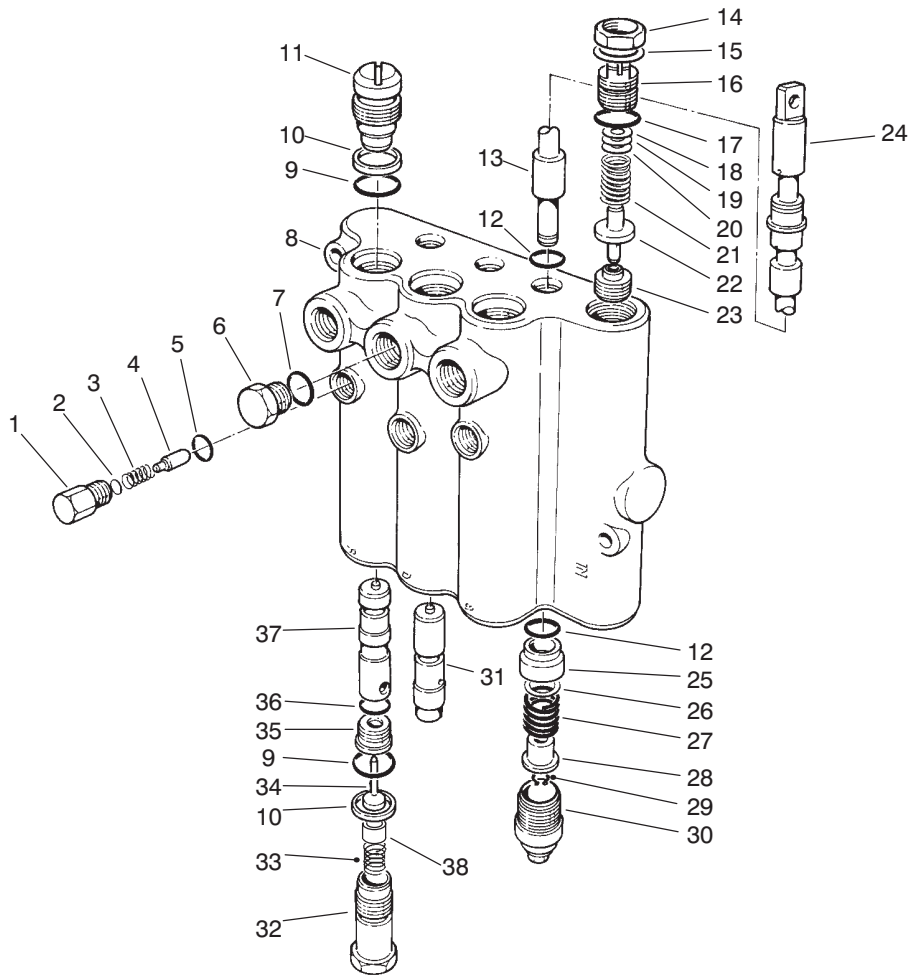


T-1504-1

LIFT VALVE INSTALLATION ASSEMBLY

| Ref. No. | Part No. | Description | No. Used | Ref. No. | Part No. | Description | No. Used |
|----------|----------|------------------------|----------|----------|----------|---|----------|
| 1 | 46-6810 | Assy. - Screw & Washer | 4 | 23 | 86-3190 | Assembly - Hose | 2 |
| 2 | 76-7090 | Cover - Front, Control | 1 | 24 | 86-8130 | Assembly - Hose | 1 |
| 3 | 76-6270 | Foam - Panel | 1 | 25 | 340-2 | Fitting - Adapter | 1 |
| 4 | 237-79 | O-Ring | 4 | 26 | 84-6402 | Orifice | 1 |
| 5 | 237-42 | O-Ring | 5 | 27 | 74-5910 | Fitting - Bulkhead, Special | 1 |
| 6 | 3290-379 | Tie - Cable | 1 | 28 | 86-5770 | Assy. Tube, Relief Valve | 1 |
| 7 | 321-10 | Screw - Cap Hex. Hd. | 2 | 29 | 353-947 | Cap - Fitting | 1 |
| 8 | 3272-1 | Pin - Cotter | 6 | 30 | 354-77 | Fitting - Test Port | 1 |
| 9 | 69-9140 | Link - Lever, Valve | 3 | 32 | 86-3230 | Assembly - Hose | 1 |
| 10 | 323-17 | Screw - Cap Hex. Hd. | 1 | 33 | 86-5760 | Assy. - Tube, Deck Return | 1 |
| 11 | 3256-24 | Washer - Flat | 2 | 34 | 237-30 | O-Ring | 2 |
| 12 | 74-6060 | Lever - Valve, R.H. | 1 | 35 | 340-99 | Fitting - Hydraulic 90° | 1 |
| * | 74-6050 | Lever - Valve, Center | 1 | 36 | 86-5440 | Valve - Relief, Dual (Incl. Ref. #41 & 42) | 1 |
| * | 69-7010 | Lever - Valve, L.H. | 1 | 37 | 93-7243 | Decal - Service, 2WD | 1 |
| 13 | 233-42 | Knob | 3 | * | 93-7242 | Decal - Service, 4WD | 1 |
| 14 | 3296-39 | Nut - Lock | 1 | 38 | 76-7040 | Pad - Foot | 1 |
| 15 | 92-7762 | Lift Valve Assembly | 1 | 39 | 82-5300 | Support - Heel | 1 |
| 16 | 63-4090 | Fitting - Adapter 90° | 1 | 40 | 32144-11 | Screw - Hex. Washer Hd. | 2 |
| 17 | 237-22 | O-Ring | 2 | 41 | 88-1520 | Cartridge - Relief | 1 |
| 18 | 86-3240 | Assembly - Hose | 1 | 42 | 88-1530 | Cartridge - Relief | 1 |
| 20 | 88-1380 | Fitting - Adapter | 3 | 43 | 237-78 | O-Ring | 1 |
| 21 | 237-21 | O-Ring | 3 | * | 75-2080 | Seal Kit (for Ref. #41-42) | 1 |
| 22 | 86-2501 | Orifice | 2 | | | | |

*Not Illustrated



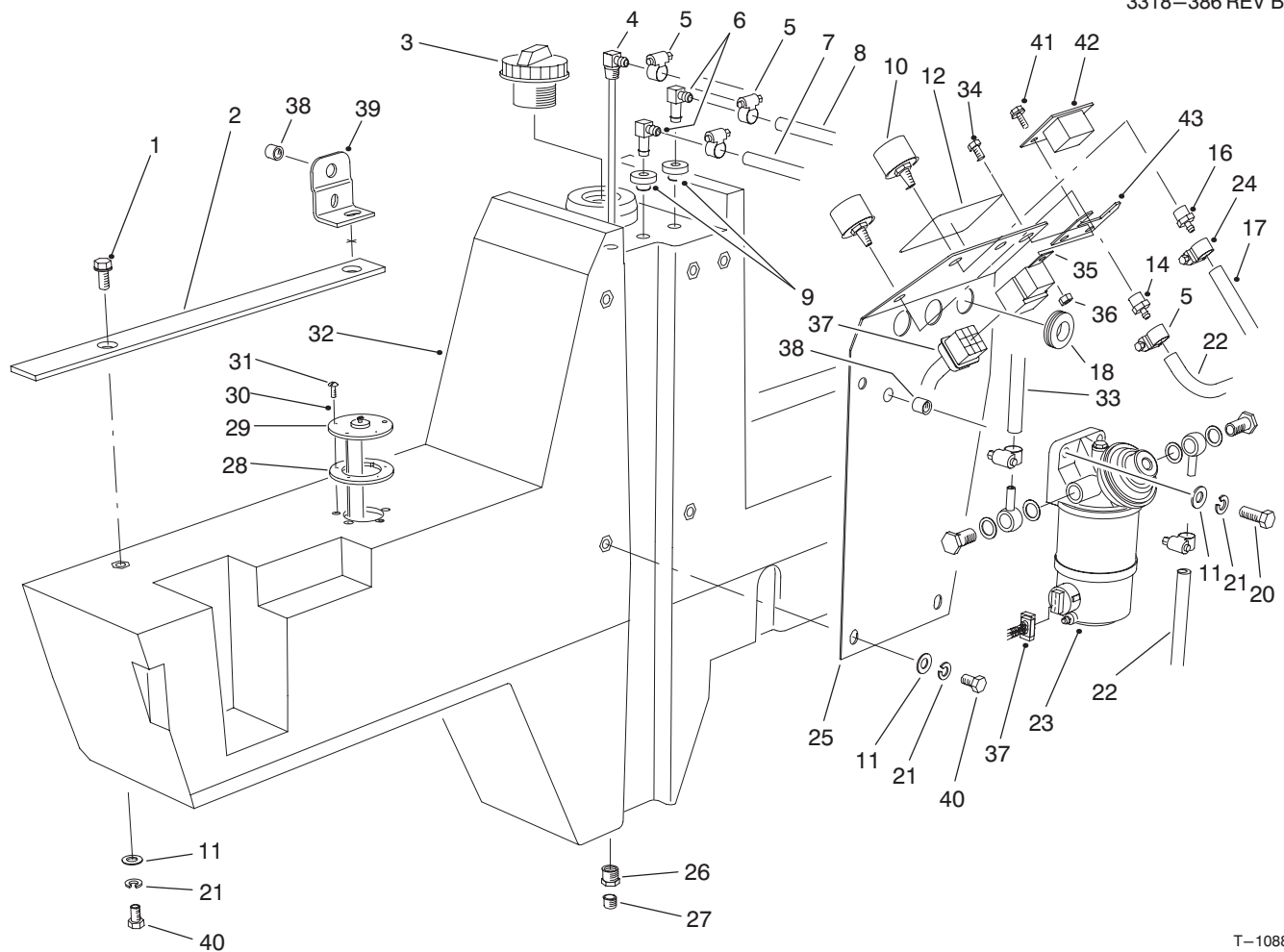
T-0379-1

LIFT VALVE ASSEMBLY NO. 92-7762

| Ref. No. | Part No. | Description | No. Used | Ref. No. | Part No. | Description | No. Used |
|----------|----------|--|----------|----------|----------|--|----------|
| 1 | 58-6780 | Plug Assembly (Incl. Ref. #5) | 3 | 21 | 92-2567 | Spring | 1 |
| 2 | 60-6450 | Disc | A/R | 22 | 92-2568 | Poppet | 1 |
| 3 | 58-6760 | Spring | 3 | †23 | | Seat | 1 |
| 4 | 58-6770 | Plunger - Detent | 3 | 24 | 58-6320 | Wiper - Seal | 3 |
| 5 | 58-6790 | Seal - O-Ring | 3 | 25 | 58-6400 | Bushing | 3 |
| 6 | 353-508 | Plug Assembly (Incl. Ref. #7) | 3 | 26 | 58-6700 | Washer | 3 |
| 7 | 58-6720 | Seal - O-Ring | 3 | 27 | 58-6730 | Spring | 3 |
| †8 | | Body | 1 | 28 | 58-6310 | Spacer | 3 |
| 9 | 60-5720 | Seal - O-Ring | 6 | 29 | 58-6460 | Ring - Retaining | 3 |
| 10 | 58-6370 | Washer - Back-Up | 6 | 30 | 58-6420 | Cap Assembly | 3 |
| 11 | 58-6350 | Plug Assembly (Incl. Ref. #9-10) | 3 | 31 | 84-6430 | Plunger | 1 |
| 12 | 58-6450 | Seal - O-Ring | 6 | 32 | 92-7780 | Plug Assembly (Incl. Ref. #9-10) | 3 |
| †13 | | Spool | 3 | 33 | 92-7778 | Spring | 3 |
| †14 | | Nut - Lock | 1 | 34 | 58-6290 | Poppet Assembly | 3 |
| †15 | | Washer | 1 | 35 | 58-6330 | Seat Assy. (Incl. Ref. #36) | 3 |
| 16 | 69-1830 | Plug Assembly (Incl. Ref. #14, 15 & 17) | 1 | 36 | 58-6340 | Seal - O-Ring | 3 |
| 17 | 58-6750 | Seal - O-Ring | 1 | 37 | 84-6420 | Plunger | 2 |
| 18 | 58-6470 | Washer | A/R | 38 | 92-7779 | Eyelet | 3 |
| 19 | 58-6480 | Washer | A/R | * | 60-3780 | Seal Kit (Incl. Ref. #5, 7, 9, 10, 12, 12, 17, 24, 29, 34, & 36) | 1 |
| 20 | 58-6490 | Washer | A/R | | | | |

*Not Illustrated

†Not Serviceable Separately

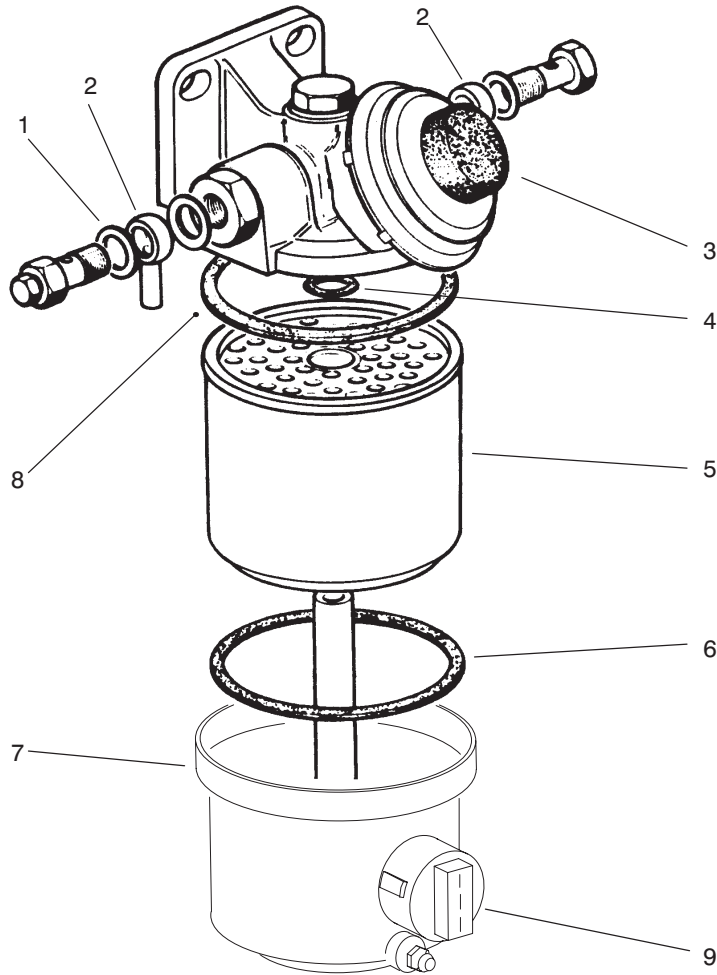


T-1088-1

FUEL TANK ASSEMBLY

| Ref. No. | Part No. | Description | No. Used | Ref. No. | Part No. | Description | No. Used |
|----------|----------|--|----------|----------|----------|--|----------|
| 1 | 3234-12 | Screw - Hex. Washer Hd. | 2 | 24 | 2412-36 | Clamp - Hose | 1 |
| 2 | 76-9790 | Foam - Fuel Tank | 1 | 25 | 14-0859 | Fuel Tank Plate Assembly (Incl. Ref. #38) | 1 |
| 3 | 93-3102 | Cap - Fuel | 1 | 26 | 2812-1 | Fitting - Reducing Bushing | 1 |
| 4 | 76-6600 | Pipe - Stand | 1 | 27 | 285-22 | Plug - Pipe | 1 |
| 5 | 2412-108 | Clamp - Hose | 6 | 28 | 62-7650 | Gasket - Sending Unit | 1 |
| 6 | 46-6550 | Fitting - Fuel 90° | 2 | 29 | 74-5860 | Sending Unit - Fuel | 1 |
| 7 | 63-7626 | Hose - Fuel | 1 | 30 | 3253-15 | Washer - Lock | 5 |
| 8 | 63-7627 | Hose - Fuel | 1 | 31 | 32122-24 | Screw - Round Hd. | 5 |
| 9 | 46-6560 | Bushing - Rubber | 2 | 32 | 74-5580 | Tank - Fuel (Incl. Ref. #26 & 27) | 1 |
| 10 | 68-6150 | Breather | 2 | 34 | 321-3 | Screw - Cap Hex. Hd. | 2 |
| 11 | 3256-24 | Washer - Flat | 9 | 35 | 70-1480 | Relay - Starter | 1 |
| 12 | 76-8780 | Decal - Fuel | 1 | 36 | 3296-42 | Nut - Lock | 2 |
| * | 93-9420 | Decal - Fuel (Europe) | 1 | 37 | 94-5623 | Harness - Wire, Main | 1 |
| 14 | 354-95 | Fitting - Barb | 1 | 38 | 32148-10 | Insert - Threaded | 3 |
| 16 | 354-94 | Fitting - Barb | 1 | 39 | 82-3660 | Bracket - Cover | 1 |
| 17 | 74-9122 | Hose - Vent | 1 | 40 | 323-4 | Screw - Cap Hex. Hd. | 7 |
| 18 | 240-6 | Grommet | 3 | 41 | 32144-18 | Screw - Hex. Washer Hd. | 2 |
| 20 | 323-7 | Screw - Cap Hex. Hd. | 2 | 42 | 75-6820 | Hour Meter | 1 |
| 21 | 3253-21 | Washer - Lock | 9 | 43 | 94-5614 | Bracket - Hour Meter | 1 |
| 22 | 63-7622 | Hose - Fuel | 2 | | | | |
| 23 | 76-5300 | Fuel Filter Assembly (Supplied with engine) | 1 | | | | |

*Not Illustrated



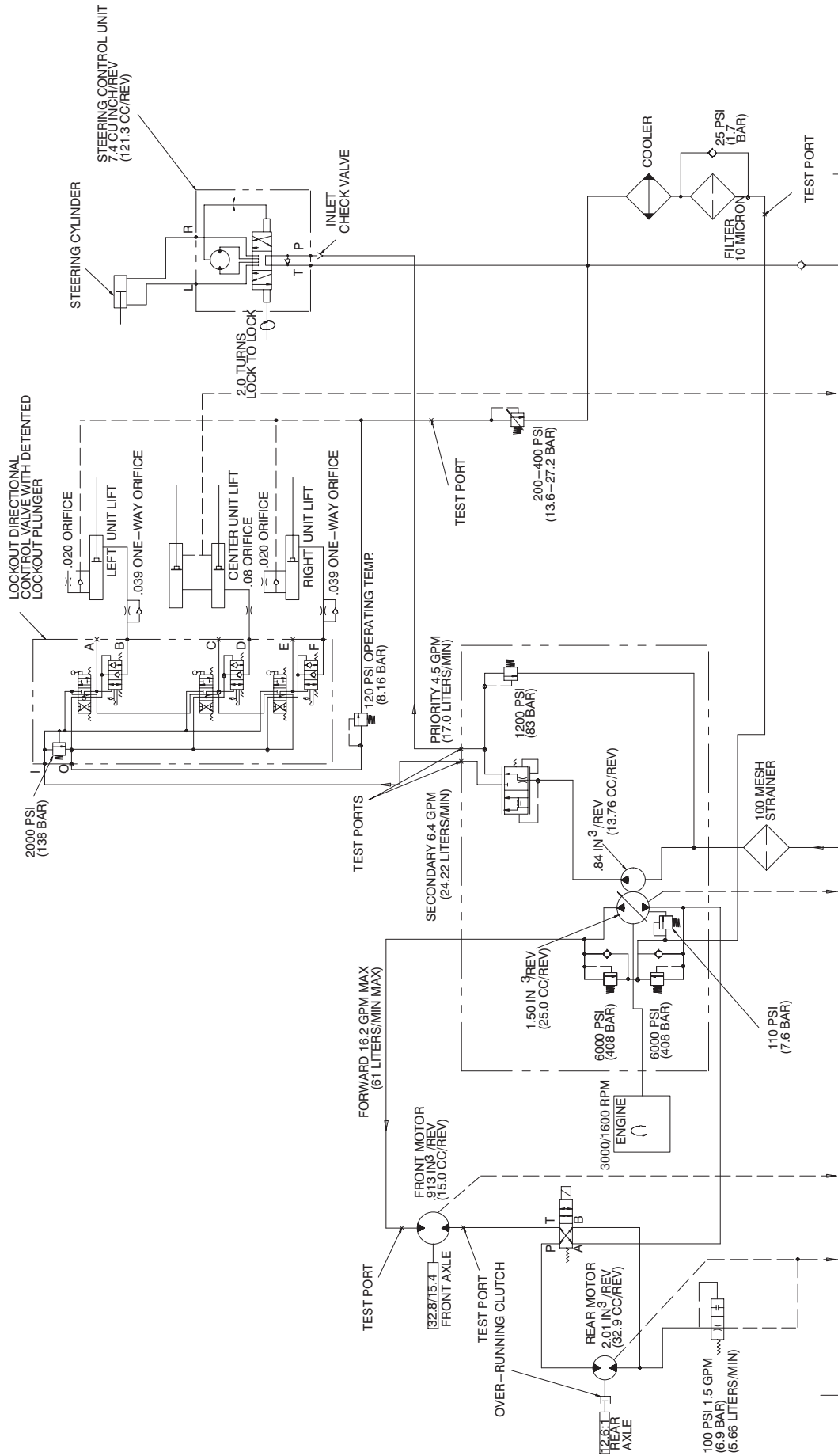
T-0966-1

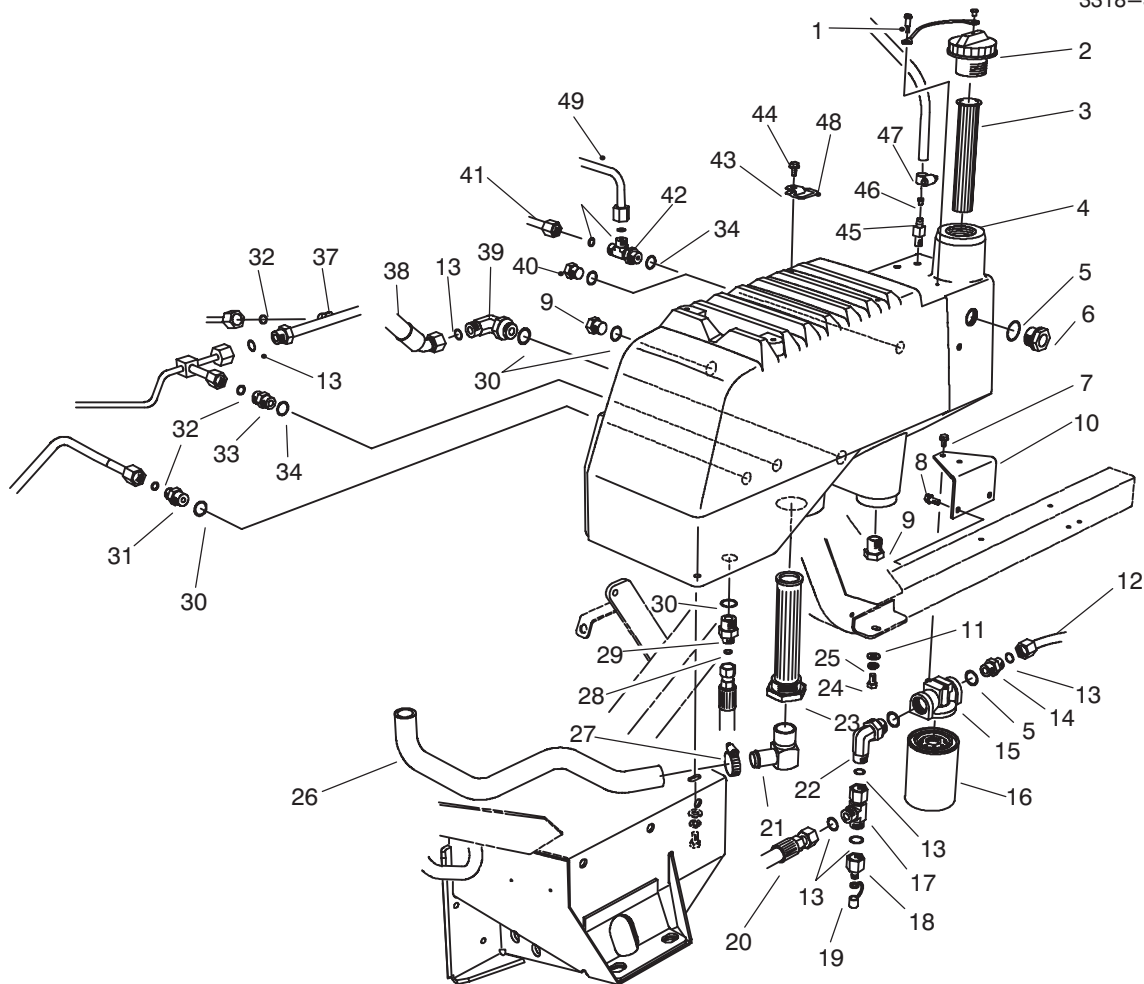
FUEL FILTER ASSEMBLY NO. 76-5300

| Ref. No. | Part No. | Description | No. Used |
|----------|----------|--|----------|
| 1 | 76-5180 | Washer - Copper | 4 |
| 2 | 76-5190 | Fitting - Adjustable | 2 |
| 4 | | Seal - O-Ring | 1 |
| 5 | 76-5220 | Element - Filter (Incl. Ref. #4, 6 & 8) | 1 |

| Ref. No. | Part No. | Description | No. Used |
|----------|----------|-------------------|----------|
| 6 | | Seal - Gasket | 1 |
| 7 | | Cap - Fuel Filter | 1 |
| 8 | | Seal - Gasket | 1 |
| 9 | 76-5320 | Sensor - Water | 1 |

HYDRAULIC SCHEMATIC (Model No. 30455)

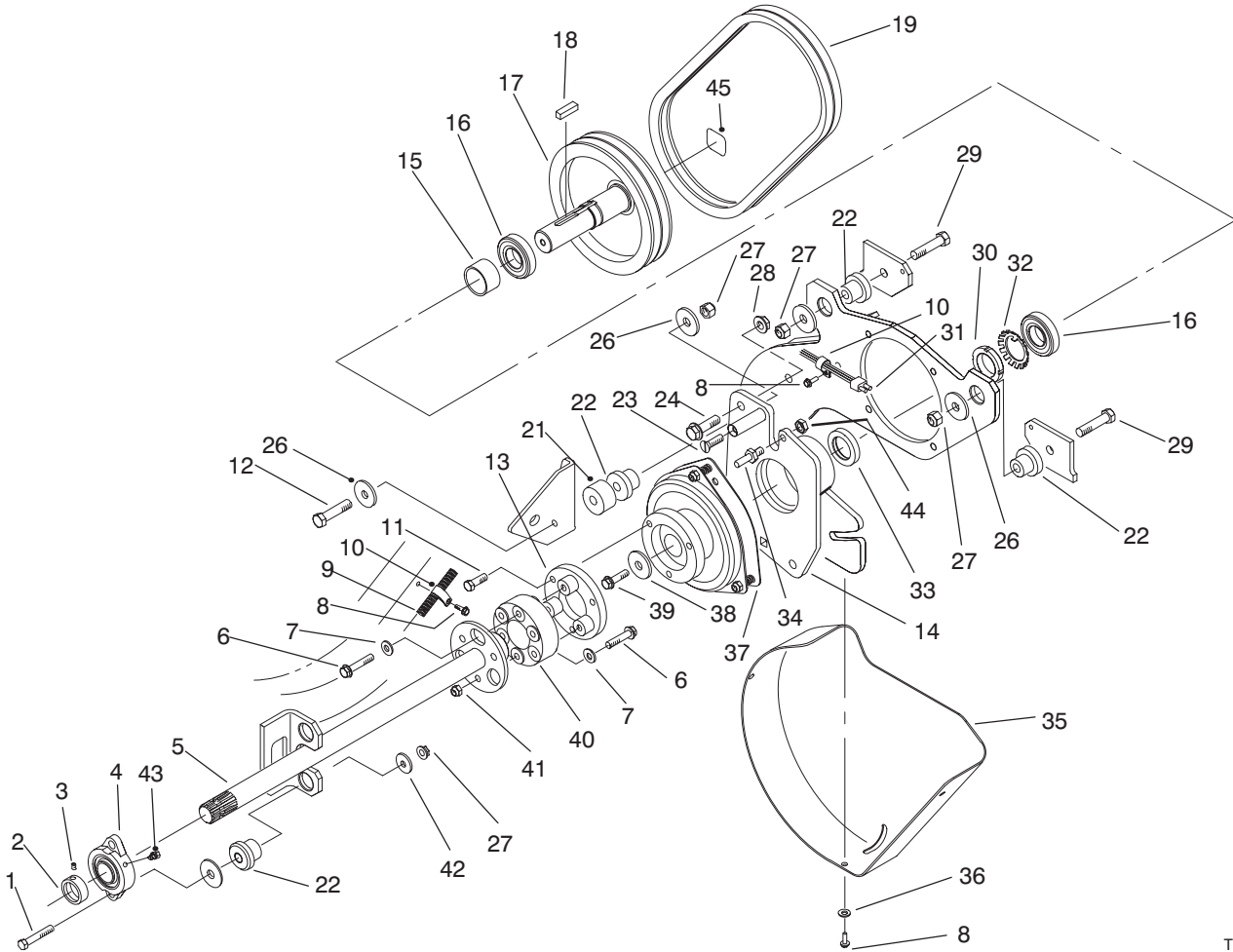




T-1509-1

HYDRAULIC RESERVOIR ASSEMBLY

| Ref. No. | Part No. | Description | No. Used | Ref. No. | Part No. | Description | No. Used |
|----------|----------|------------------------------|----------|----------|----------|-----------------------------------|----------|
| 1 | 57-5420 | Screw - Shoulder | 1 | 26 | 86-2800 | Hose - Suction | 1 |
| 2 | 93-7160 | Cap - Oil | 1 | 27 | 2412-34 | Clamp - Hose | 1 |
| 3 | 61-2790 | Screen | 1 | 28 | 237-22 | O-Ring | 1 |
| 4 | 82-3700 | Reservoir - Hydraulic | 1 | 29 | 340-141 | Fitting - Hydraulic | 1 |
| 5 | 237-81 | O-Ring | 3 | 30 | 237-80 | O-Ring | 3 |
| 6 | 69-1170 | Gauge - Sight | 1 | 31 | 340-6 | Fitting - Adapter | 1 |
| 7 | 3234-13 | Screw - Hex. Washer Hd. | 2 | 32 | 237-30 | O-Ring | 5 |
| 8 | 32144-11 | Screw - Hex. Washer Hd. | 2 | 33 | 75-9550 | Valve - Check | 1 |
| 9 | 353-551 | Plug | 2 | 34 | 237-79 | O-Ring | 3 |
| 10 | 92-5840 | Bracket - Mount, Filter | 1 | 37 | 94-5605 | Hydraulic Tube Assembly | 1 |
| 11 | 240-11 | Grommet | 3 | 38 | 86-3150 | Assembly - Hose | 1 |
| 12 | 74-6400 | Assembly - Tube, Filter Line | 1 | 39 | 340-17 | Fitting - Hydraulic 90° | 1 |
| 13 | 237-65 | O-Ring | 6 | 40 | 353-550 | Plug (2wd Only) | 1 |
| 14 | 340-8 | Fitting - Adapter | 1 | 41 | 74-6230 | Assy. - Tube, Traction (4wd Only) | 1 |
| 15 | 92-5821 | Assembly - Head, Filter | 1 | 42 | 340-109 | Fitting - Tee (4wd Only) | 1 |
| 16 | 86-3010 | Filter - Transmission | 1 | 43 | 76-9950 | Bracket - Ring | 4 |
| 17 | 340-147 | Fitting - Hydraulic | 1 | 44 | 32144-4 | Screw - Thread Forming | 4 |
| 18 | 86-5860 | Nipple | 1 | 45 | 354-103 | Male Hose Barb | 1 |
| 19 | 353-947 | Cap - Fitting | 1 | 46 | 74-4080 | Orifice - Breather | 1 |
| 20 | 86-5500 | Assembly - Hose | 1 | 47 | 2412-36 | Clamp - Hose | 1 |
| 21 | 354-87 | Fitting - Hydraulic 90° | 1 | 48 | 249-49 | Ring | 4 |
| 22 | 340-139 | Fitting - Hydraulic | 1 | 49 | 86-5810 | Assembly - Tube (4WD Only) | 1 |
| 23 | 75-0550 | Strainer - Tank | 1 | | | | |
| 24 | 323-5 | Screw - Cap Hex. Hd. | 3 | | | | |
| 25 | 63-8410 | Washer - Flat | 3 | | | | |



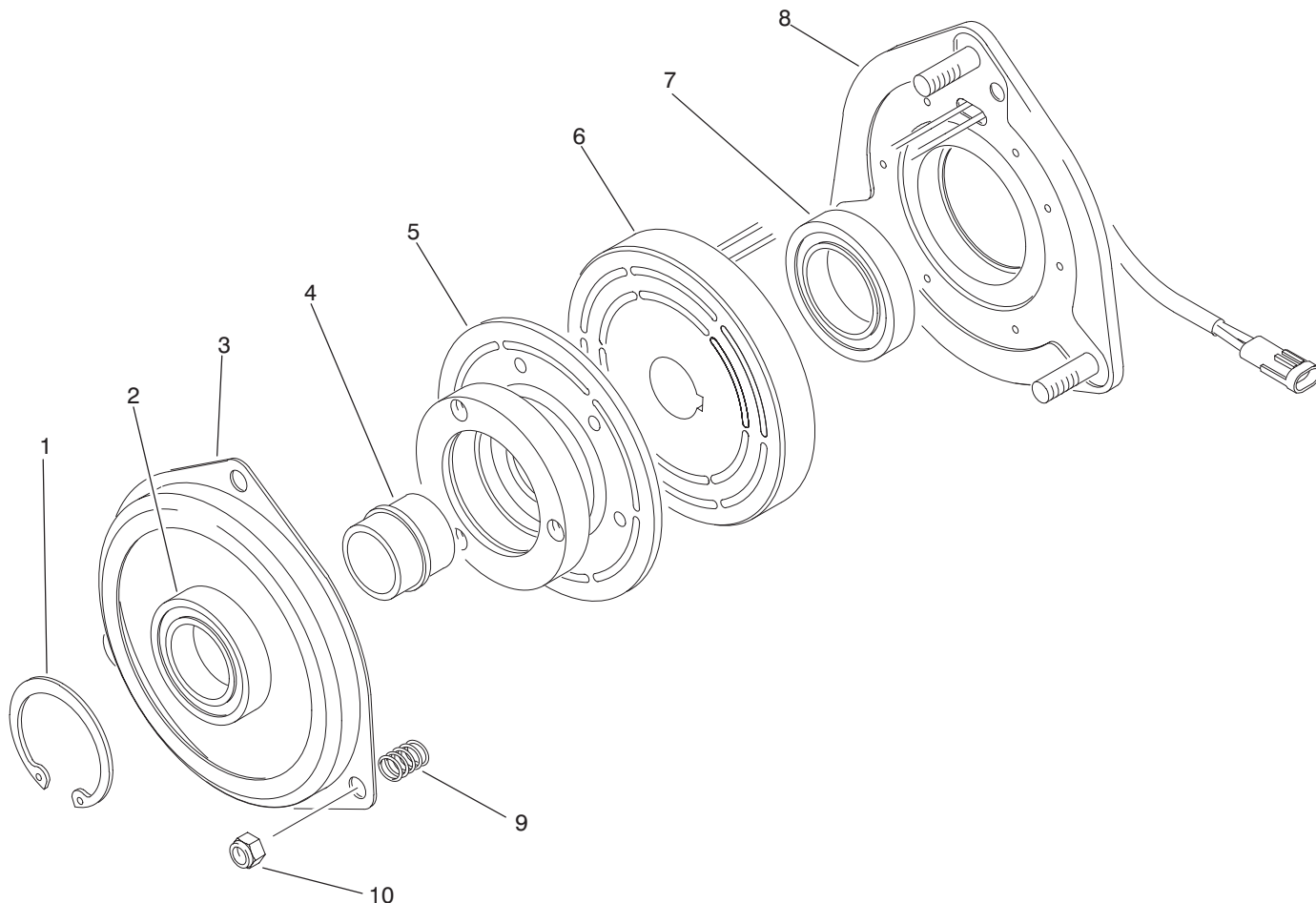
T-1519-2

PTO SHAFT & CLUTCH ASSEMBLY

| Ref. No. | Part No. | Description | No. Used |
|----------|----------|--------------------------|----------|
| 1 | 3274-71 | Screw - Soc. Hex. Hd. | 2 |
| 2 | | Collar - Bearing | 1 |
| 3 | | Screw - Set | 1 |
| 4 | 86-5620 | Bearing | |
| 5 | 84-1320 | Shaft - P.T.O. | 1 |
| 6 | 66-9303 | Screw - Flange Head | 6 |
| 7 | 3256-24 | Washer - Flat | 6 |
| 8 | 32144-11 | Screw - Hex. Washer Hd. | 5 |
| 9 | 86-5470 | Harness - Wire | 1 |
| 10 | 2412-109 | Clamp-J | 2 |
| 11 | 48-9470 | Bolt - Hex. Head | 3 |
| 12 | 325-14 | Screw | 1 |
| 13 | 84-1410 | Adapter - Clutch | 1 |
| 14 | 92-5818 | Housing - Bearing, Lower | 1 |
| 15 | 88-1140 | Spacer - Bearing, Lower | 1 |
| 16 | 251-310 | Bearing - Ball | 2 |
| 17 | 84-0180 | Pulley - Lower | 1 |
| 18 | 84-1540 | Key | 1 |
| 19 | 88-1170 | Belt - Matched Set | 1 |
| 21 | 84-1570 | Spacer | 1 |
| 22 | 84-1550 | Mount - Rubber | 5 |
| 23 | 88-1510 | Screw - Special | 1 |

| Ref. No. | Part No. | Description | No. Used |
|----------|----------|--------------------------|----------|
| 24 | 3234-22 | Screw - Flange Head | 3 |
| 26 | 84-1560 | Washer - Thrust | 4 |
| 27 | 3296-25 | Nut - Lock | 5 |
| 28 | 32128-49 | Nut - Flange Head | 3 |
| 29 | 325-9 | Screw - Cap Hex. Hd. | 2 |
| 30 | 88-1450 | Nut - Lock, Bearing | 1 |
| 31 | 94-5623 | Harness - Wire, Main | 1 |
| 32 | 88-1460 | Washer - Lock | 1 |
| 33 | 88-1150 | Spacer - Clutch | 1 |
| 34 | 92-5817 | Pin - Clutch Stop | 1 |
| 35 | 88-1280 | Cover - Belt, Lower | 1 |
| 36 | 3256-70 | Washer - Flat | 3 |
| 37 | 86-5610 | Clutch | 1 |
| 38 | 84-1580 | Washer - Clutch | 1 |
| 39 | 3234-18 | Screw - Flange Head | 1 |
| 40 | 86-3040 | Flange - Rubber | 1 |
| 41 | 3296-39 | Nut - Lock | 3 |
| 42 | 86-1990 | Washer | 4 |
| 43 | 302-60 | Fitting - Grease | 1 |
| 44 | 3296-47 | Nut - Lock | 1 |
| 45 | 88-8950 | Decal - Warning | 1 |
| * | 93-9356 | Decal - Warning (Europe) | 1 |

*Not Illustrated

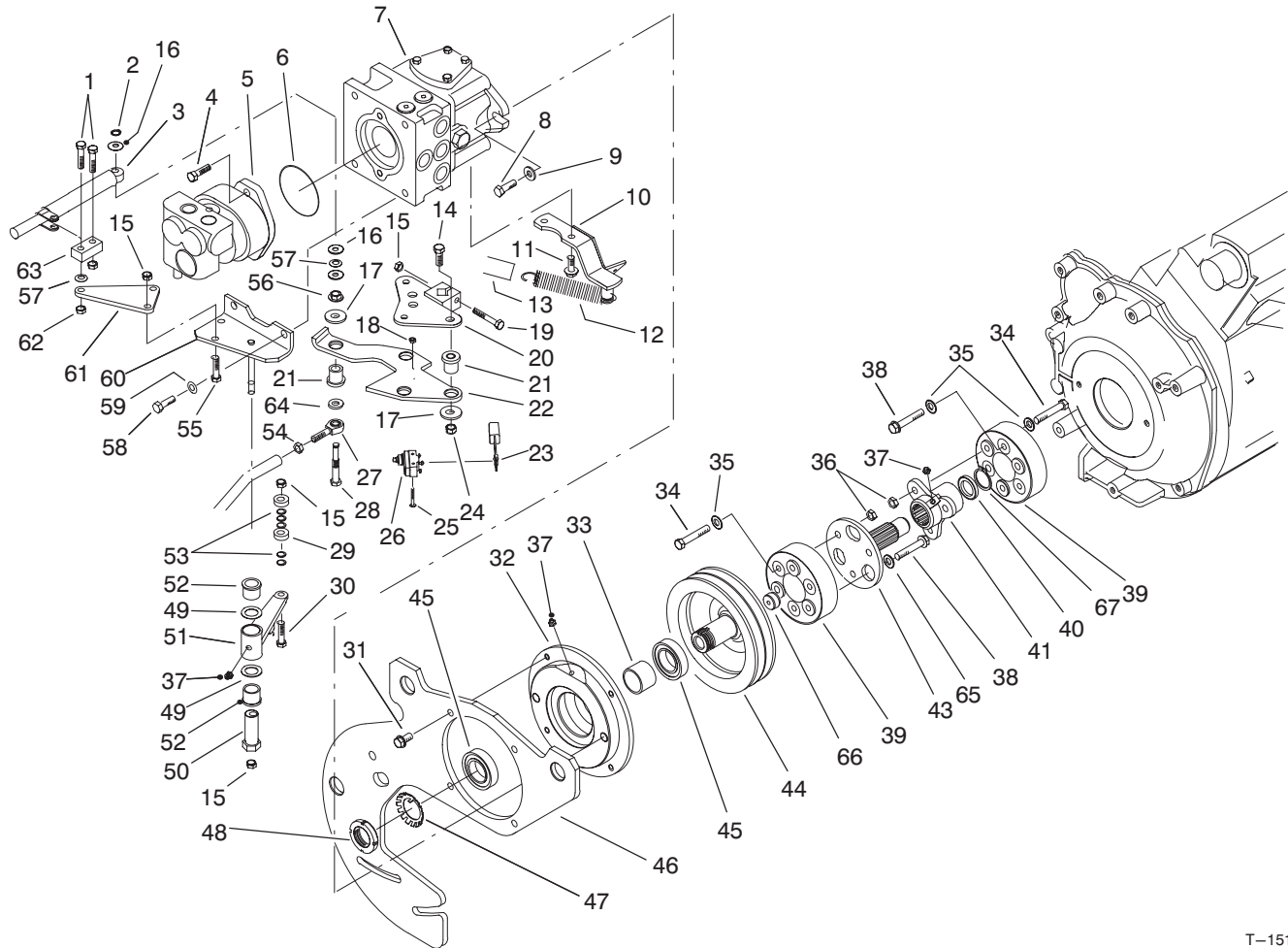


T-1523-1

CLUTCH ASSEMBLY NO. 86-5610

| Ref. No. | Part No. | Description | No. Used |
|----------|----------|---|----------|
| 1 | | Ring - Retaining | 1 |
| 2 | | Bearing | 1 |
| 3 | 88-1370 | Plate - Brake | 1 |
| 4 | | Collar - Bearing | 1 |
| 5 | 88-1620 | Assembly - Armature (Incl. Ref. #1, 2 & 4) | 1 |

| Ref. No. | Part No. | Description | No. Used |
|----------|----------|---|----------|
| 6 | | Assembly - Field Coil | 1 |
| 7 | | Bearing - Field | 1 |
| 8 | 88-1610 | Assembly - Field Rotor (Incl. Ref. #6 & 7) | 1 |
| 9 | 44-8320 | Spring | 3 |
| 10 | 3296-6 | Nut - Lock | 3 |

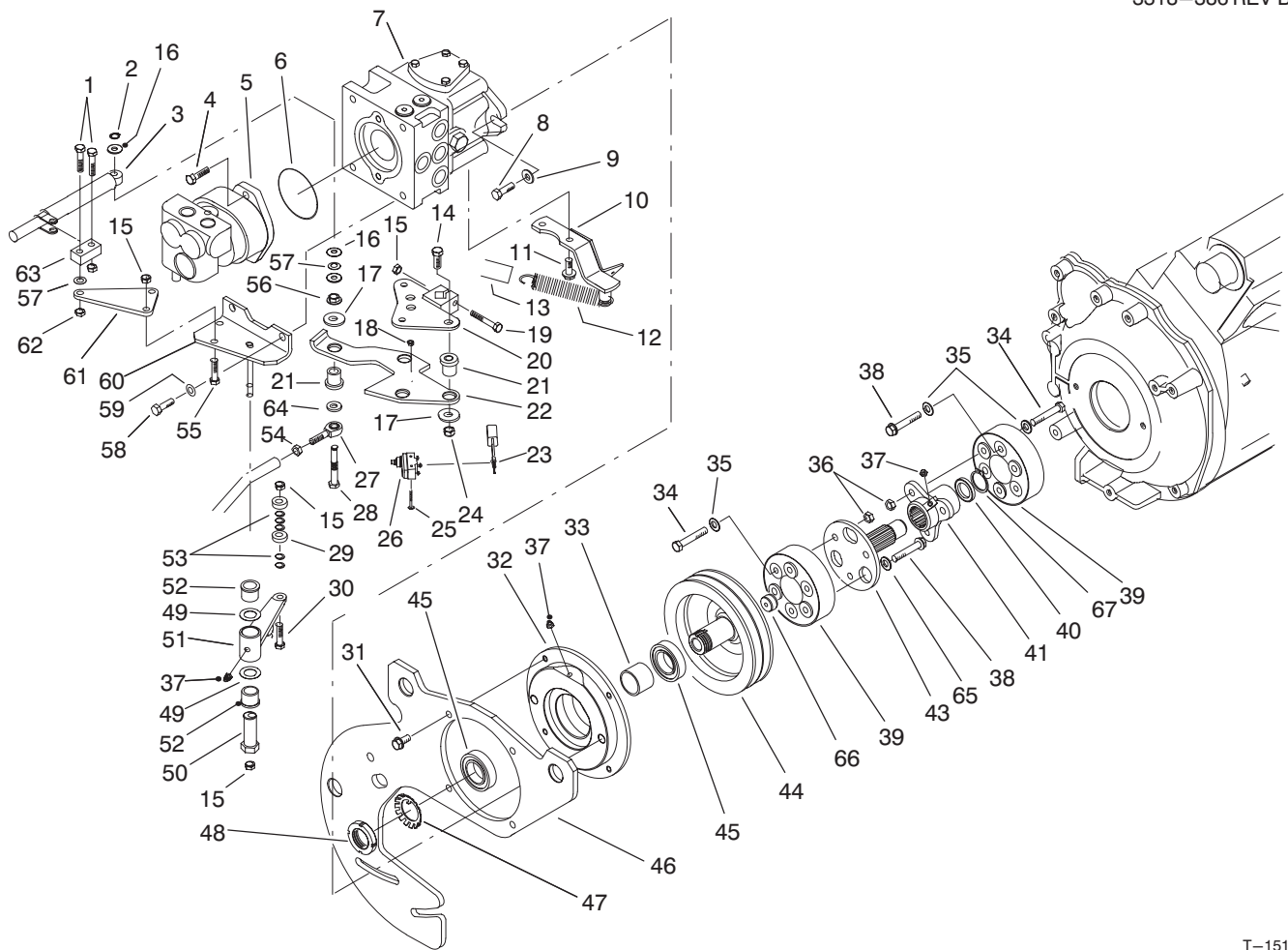


T-1511-1

HYDRAULIC PUMP INSTALLATION ASSEMBLY

| Ref. No. | Part No. | Description | No. Used |
|----------|----------|-------------------------|----------|
| 1 | 322-6 | Screw - Cap Hex. Hd. | 2 |
| 2 | 32151-73 | Ring - Clip | 1 |
| 3 | 76-8870 | Assy. - Damper, Lever | 1 |
| 4 | 323-7 | Screw - Cap Hex. Hd. | 2 |
| 5 | 92-7761 | Assy. - Pump, Gear | 1 |
| 6 | 237-161 | O-Ring | 1 |
| 7 | 86-5590 | Assembly - Pump | 1 |
| 8 | 3213-2 | Screw - Hex. Hd. Flange | 2 |
| 9 | 3256-26 | Washer - Flat | 2 |
| 10 | 84-1380 | Anchor - Spring | 1 |
| 11 | 32144-26 | Screw - Hex. Washer Hd. | 2 |
| 12 | 76-9430 | Spring - Extension | 1 |
| 13 | 84-1480 | Hose - Dampener | 1 |
| 14 | 323-29 | Screw - Cap Hex. Hd. | 3 |
| 15 | 3296-29 | Nut - Lock | 5 |
| 16 | 3256-71 | Washer - Flat | 3 |
| 17 | 63-8410 | Washer | 4 |
| 18 | 3296-9 | Nut - Lock | 2 |
| 19 | 322-10 | Screw - Cap Hex. Hd. | 1 |
| 20 | 82-5180 | Control - Pump | 1 |
| 21 | 63-9751 | Mount - Rubber | 4 |
| 22 | 88-1470 | Plate - Control, Pump | 1 |
| 23 | 86-3020 | Wire - Neutral, Switch | 1 |
| 24 | 3296-59 | Nut - Lock | 3 |
| 25 | 3249-11 | Screw - Machine Rd. Hd. | 2 |
| 26 | 29-6163 | Switch - Micro | 1 |

| Ref. No. | Part No. | Description | No. Used |
|----------|----------|---|----------|
| 27 | 2411-36 | Rod End | 1 |
| 28 | 82-5280 | Shaft - Pivot | 1 |
| 29 | 251-259 | Bearing - Ball | 2 |
| 30 | 322-7 | Screw - Cap Hex. Hd. | 1 |
| 31 | 3234-1 | Screw - Hex. Flange Hd. | 4 |
| 32 | 84-0750 | Housing - Bearing | 1 |
| 33 | 86-5940 | Spacer - Bearing | 1 |
| 34 | 323-47 | Screw - Cap Hex. Hd. | 6 |
| 35 | 3256-24 | Washer - Flat | 9 |
| 36 | 3296-39 | Nut - Lock | 6 |
| 37 | 302-5 | Fitting - Grease | 3 |
| 38 | 66-9303 | Screw - Hex. Flange Hd. | 6 |
| 39 | 86-3040 | Coupling - Rubber | 2 |
| 40 | 253-43 | Seal - Grease | 1 |
| 41 | 84-1330 | Hub - Splined | 1 |
| 43 | 84-1030 | Driveshaft | 1 |
| 44 | 84-0170 | Pulley - P.T.O. | 1 |
| 45 | 251-314 | Bearing | 2 |
| 46 | 86-2830 | Plate - Adapter, Main | 1 |
| 47 | 88-1440 | Washer - Lock | 1 |
| 48 | 88-1430 | Nut - Lock, Bearing | 1 |
| 49 | 3-6498 | Washer | 2 |
| 50 | 76-8640 | Stud - Traction | 1 |
| 51 | 92-2581 | Neutral Switch Arm Assy. (Incl. Ref. #37 & 52) | 1 |
| 52 | 256-113 | Bushing | 2 |

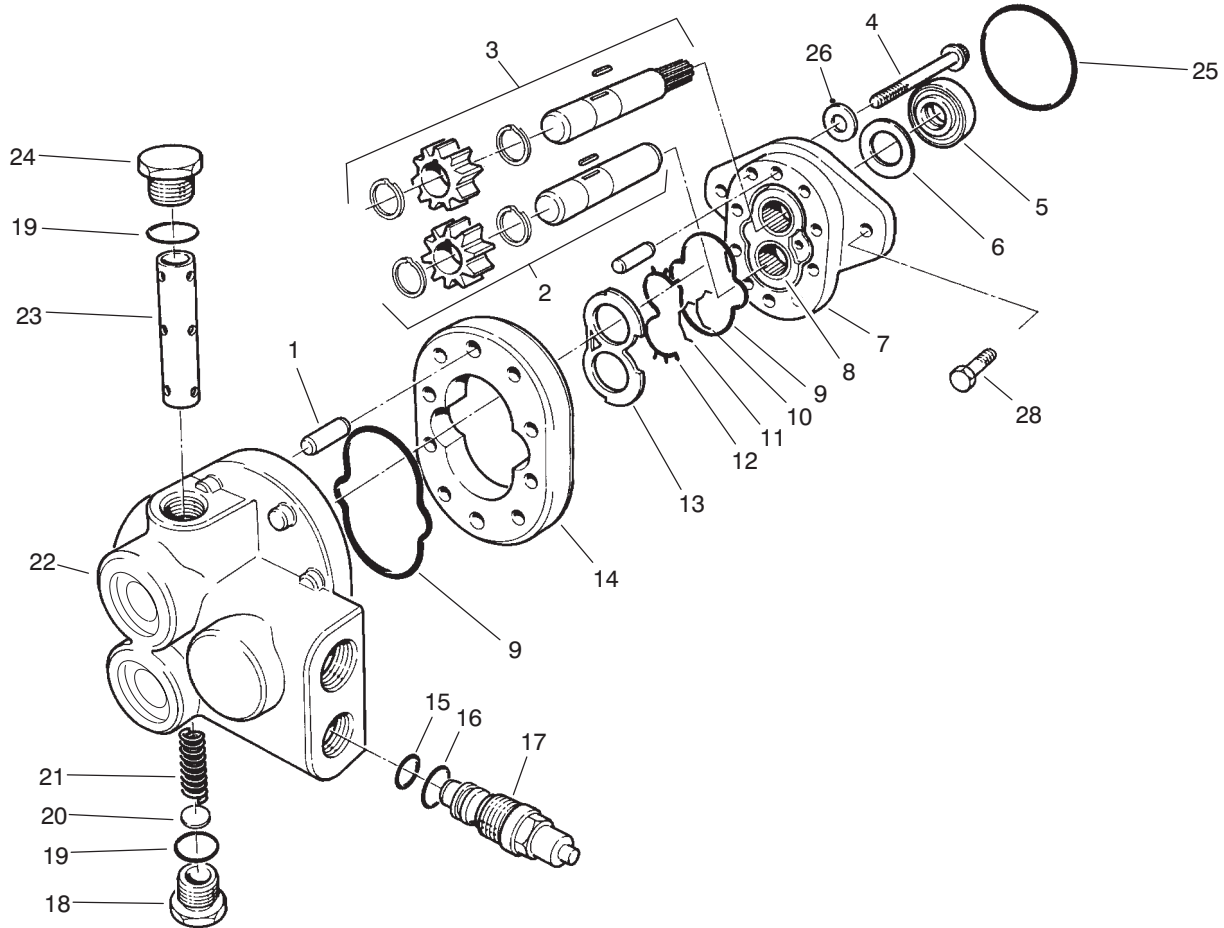


T-1511-1

HYDRAULIC PUMP INSTALLATION ASSEMBLY (Cont.)

| Ref. No. | Part No. | Description | No. Used |
|----------|----------|----------------------|----------|
| 53 | 75-5470 | Washer | 5 |
| 54 | 3220-3 | Nut - Jam | 1 |
| 55 | 322-5 | Screw - Cap Hex. Hd. | 2 |
| 56 | 3290-357 | Nut - Flange Head | 1 |
| 57 | 3290-477 | Washer - Curved | 2 |
| 58 | 324-4 | Screw - Cap Hex. Hd. | 2 |
| 59 | 3253-6 | Washer - Lock | 2 |
| 60 | 84-1500 | Bracket - Neutral | 1 |

| Ref. No. | Part No. | Description | No. Used |
|----------|----------|------------------|----------|
| 61 | 82-5240 | Plate - Pivot | 1 |
| 62 | 3296-47 | Nut - Lock | 2 |
| 63 | 76-9760 | Pivot - Damper | 1 |
| 64 | 3256-3 | Washer | 1 |
| 65 | 80-7730 | Spacer | 3 |
| 66 | 92-1351 | Plug - Pulley | 1 |
| 67 | 32120-74 | Ring - Retaining | 1 |



T-0995-1

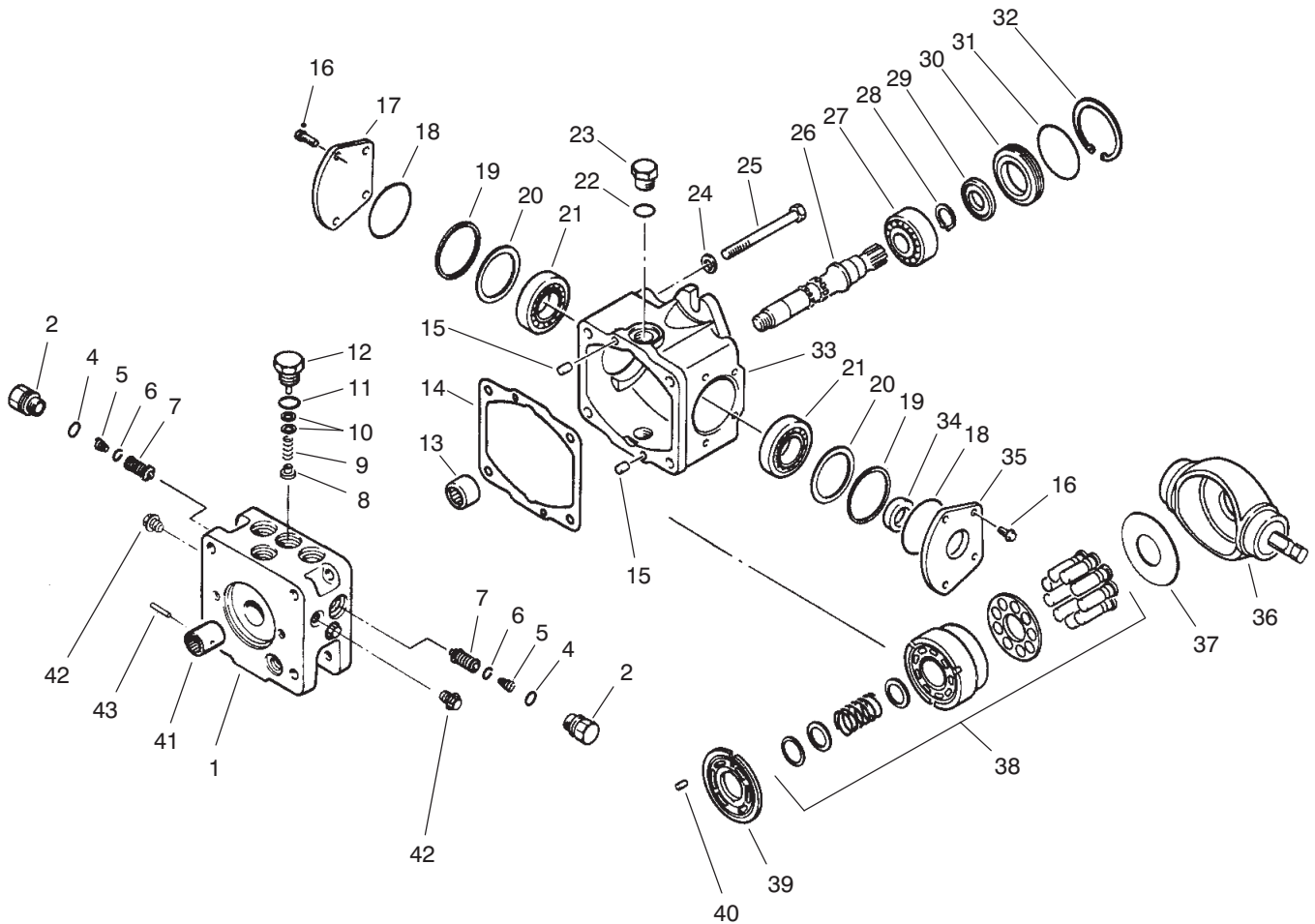
GEAR PUMP ASSEMBLY NO. 92-7761

| Ref. No. | Part No. | Description | No. Used |
|----------|----------|--|----------|
| †1 | | Pin-Dowel | 4 |
| 2 | 88-3740 | Idle Gear Assembly | 1 |
| 3 | 88-3750 | Drive Gear Assembly | 1 |
| 4 | 88-3760 | Capscrew | 8 |
| 5 | 49-2640 | Seal-Shaft | 1 |
| 6 | 60-5890 | Washer | 1 |
| 7 | 49-2660 | Frontplate Assembly (Incl. Ref. #8) | 1 |
| †8 | | Bearing - Needle | 2 |
| 9 | 56-6710 | Seal - O-Ring | 2 |
| 10 | 49-2680 | Seal - O-Ring (Molded) | 1 |
| 11 | 49-2700 | Seal-Bearing | 1 |
| 12 | 49-2690 | Gasket-Backup | 1 |
| 13 | 49-2670 | Plate-Wear | 1 |
| 14 | 88-3730 | Body Assembly (Incl. Ref. #1) | 1 |
| †15 | | Seal - O-Ring | 1 |

| Ref. No. | Part No. | Description | No. Used |
|----------|----------|---|----------|
| †16 | | Seal - O-Ring | 1 |
| 17 | 74-9000 | Relief Valve Assy. (Incl. Ref. #15 & 16) | 1 |
| 18 | 60-5710 | Plug Assembly (Incl. Ref. #19) | 1 |
| †19 | | O-Ring | 2 |
| 20 | 60-5730 | Disc | 1 |
| 21 | 88-3770 | Spring | 1 |
| †22 | 92-7783 | Backplate Assembly | 1 |
| †23 | 74-8990 | Spool Assembly | 1 |
| 24 | 60-5860 | Plug Assembly (Incl. Ref. #19) | 1 |
| 25 | 237-161 | O - Ring | 1 |
| 26 | 74-8920 | Washer - Copper | 4 |
| 28 | 323-7 | Screw-Cap, Hex. Hd. | 2 |
| * | 74-9020 | Backplate Repair Kit | 1 |
| * | 74-9010 | Kit - Seal | 1 |

*Not Illustrated

†Not Serviced Separately

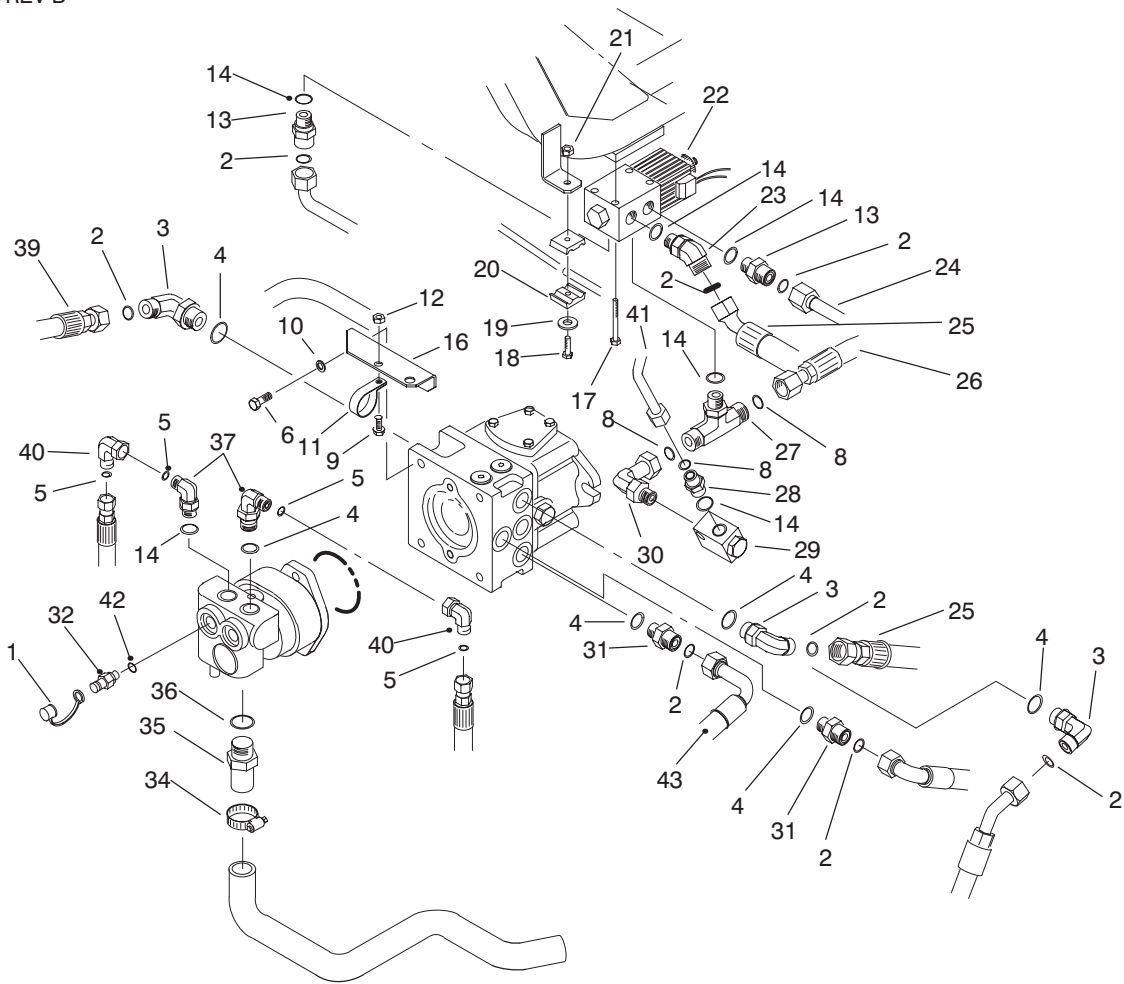


T-1497-1

TRACTION PUMP ASSEMBLY NO. 86-5590

| Ref. No. | Part No. | Description | No. Used |
|----------|----------|-----------------------------------|----------|
| 1 | 92-1354 | Cap - End | 1 |
| 2 | 92-1355 | Plug - Special | 2 |
| 4 | 75-0240 | O-Ring | 2 |
| 5 | 75-0140 | Spring - Conical | 2 |
| 6 | 84-0550 | Ring - Retaining | 2 |
| 7 | 92-1356 | Valve - Screw 415 BAR | 2 |
| 8 | 84-0480 | Poppet - Charge Relief | 1 |
| 9 | 84-0490 | Spring - Compression | 1 |
| 10 | 92-1353 | Shim | 1 |
| 11 | 28-3570 | O-Ring | 1 |
| 12 | 84-0500 | Assy. - Charge Relief Plug | 1 |
| 13 | 75-0500 | Bearing - Needle | 1 |
| 14 | 84-0210 | Gasket - End Cap | 1 |
| 15 | 75-0480 | Pin | 2 |
| 16 | 84-0460 | Screw | 8 |
| 17 | 84-0440 | Cover - Trunnion | 2 |
| 18 | 84-0430 | O-Ring | 4 |
| 19 | 84-0270 | Spacer - Trunnion | 4 |
| 20 | 84-0570 | Shim - Trunnion Kit | 4 |
| 21 | 84-0260 | Bearing - Roller | 4 |
| 22 | 353-551 | Plug Assembly (Incl. Ref. #23) | 3 |

| Ref. No. | Part No. | Description | No. Used |
|----------|----------|---------------------------|----------|
| 23 | 237-80 | O-Ring | 3 |
| 24 | 84-0360 | Washer | 8 |
| 25 | 84-0330 | Screw - Cap Hex. Hd. | 8 |
| 26 | 84-0300 | Shaft - Pump | 1 |
| 27 | 84-0310 | Bearing - Ball | 1 |
| 28 | 84-0320 | Ring - Retaining | 1 |
| 29 | 84-0400 | Seal - Lip | 1 |
| 30 | 84-0410 | Carrier - Seal | 1 |
| 31 | 28-3520 | O-Ring | 1 |
| 32 | 84-0380 | Ring - Retaining Internal | 2 |
| 33 | 84-0240 | Housing - Pump | 1 |
| 34 | 84-0470 | Seal - Lip | 2 |
| 35 | 84-0450 | Cover - Trunnion | 1 |
| 36 | 84-0250 | Swash Plate - Variable | 1 |
| 37 | 75-0400 | Plate - Thrust | 1 |
| 38 | 75-0470 | Kit - Cylinder Block | 1 |
| 39 | 84-0280 | Plate - Valve R.H. | 1 |
| 40 | 75-0510 | Pin | 1 |
| 41 | 92-1358 | Coupling | 1 |
| 42 | 92-1352 | Plug | 3 |
| 43 | 92-1357 | Pin | 1 |



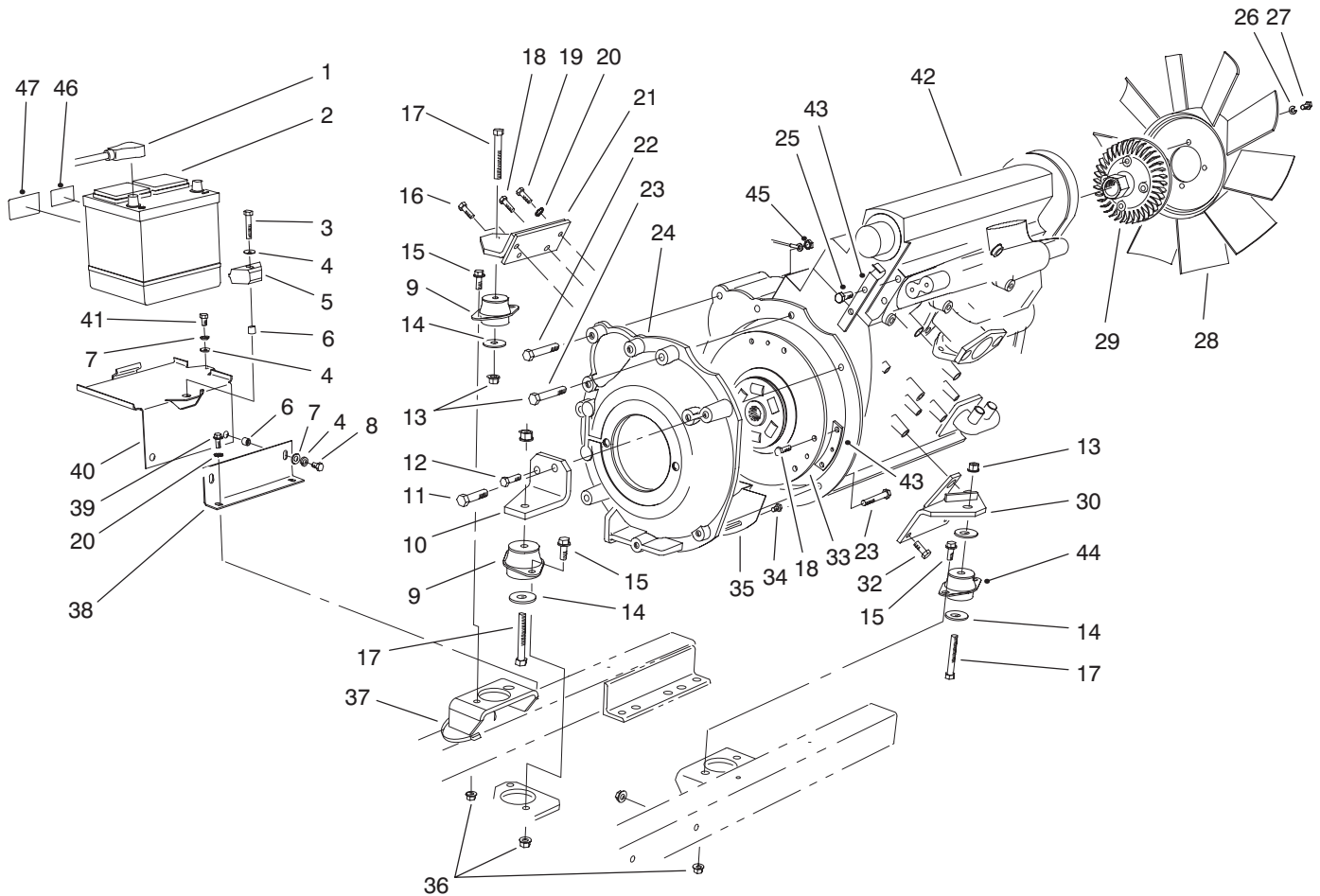
T-1498-1

HYDRAULIC PUMP FITTINGS ASSEMBLY

| Ref. No. | Part No. | Description | No. Used |
|----------|----------|---|----------|
| 1 | 353-947 | Cap - Fitting | 2 |
| 2 | 237-65 | O-Ring | 8 |
| 3 | 340-17 | Fitting - Hydraulic 90° | 2 |
| 4 | 237-80 | O-Ring | 6 |
| 5 | 237-22 | O-Ring | 4 |
| 6 | 324-4 | Screw - Cap Hex. Hd. | 2 |
| 8 | 237-30 | O-Ring | 3 |
| 9 | 322-2 | Screw - Cap Hex. Hd. | 1 |
| 10 | 3253-6 | Washer - Lock | 2 |
| 11 | 2412-104 | Clamp - R | 1 |
| 12 | 32128-20 | Nut - Lock, Flange Head | 1 |
| 13 | 340-155 | Fitting - Hydraulic 90° (Model 30455 Only) | 2 |
| 14 | 237-79 | O-Ring (Model 30455 Only) | 6 |
| 16 | 88-1290 | Bracket - Rod, Seat | 1 |
| 17 | 321-15 | Screw - Cap Hex. Hd. (Model 30455 Only) | 2 |
| 18 | 322-6 | Screw - Cap Hex. Hd. | 1 |
| 19 | 3256-71 | Washer - Flat | 1 |
| 20 | 56-7973 | Clamp | 2 |
| 21 | 3296-47 | Nut - Lock | 1 |
| 22 | 76-9970 | Valve - 4 WD (Model 30455 Only) | 1 |
| 23 | 340-55 | Fitting - Hydraulic 45° (Model 30455 Only) | 1 |
| 24 | 86-2770 | Assembly - Tube, Traction (Model 30455 Only) | 1 |

| Ref. No. | Part No. | Description | No. Used |
|----------|----------|---|----------|
| 25 | 92-5828 | Assembly - Hose (Model 30455 Only) | 1 |
| 26 | 86-2710 | Assembly - Hose, Rear (Model 30455 Only) | 1 |
| 27 | 340-157 | Fitting - Tee (Model 30455 Only) | 1 |
| 28 | 340-4 | Fitting - Hydraulic (Model 30455 Only) | 1 |
| 29 | 84-0720 | Valve - Velocity (Model 30455 Only) | 1 |
| 30 | 340-165 | Fitting - Hydraulic (Model 30455 Only) | 1 |
| 31 | 340-7 | Fitting - Hydraulic | 2 |
| 32 | 354-77 | Fitting - Test Port | 2 |
| 34 | 2412-34 | Clamp - Hose | 1 |
| 35 | 354-78 | Connector - Hose | 1 |
| 36 | 237-146 | O-Ring | 1 |
| 37 | 340-18 | Fitting - Hydraulic 90° | 2 |
| 38 | 86-5500 | Assembly - Hose | 1 |
| 39 | 86-3150 | Assembly - Hose | 1 |
| 40 | 340-159 | Fitting - Hydraulic 90° (Incl. Ref. #5) | 2 |
| 41 | 86-5810 | Assembly - Tube (Model 30455 Only) | 1 |
| 42 | 237-78 | O-Ring | 2 |
| 43 | 92-5830 | Assembly - Hose | 1 |

*Not Illustrated



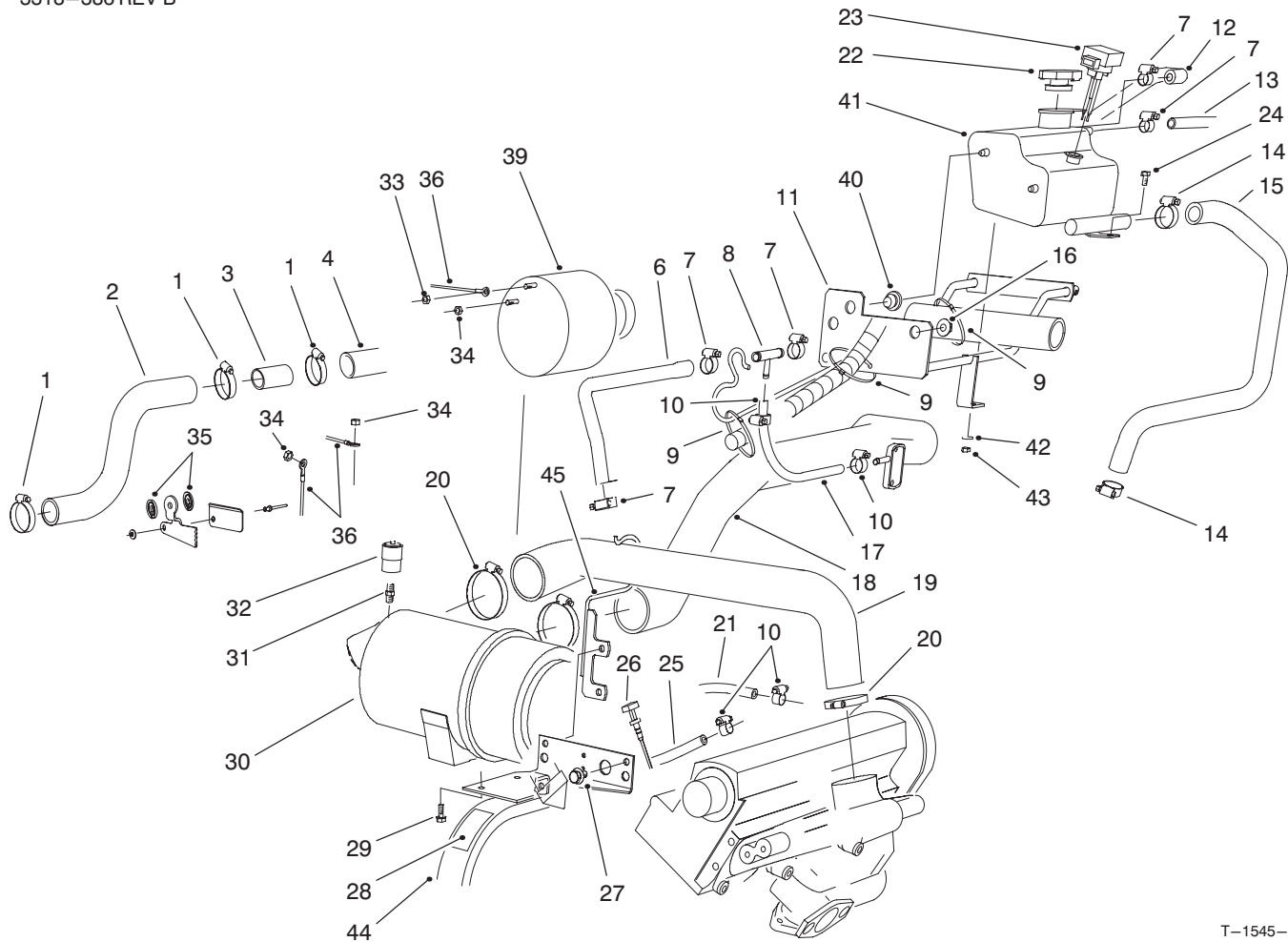
T-1513-3

ENGINE & BATTERY INSTALLATION ASSEMBLY

| Ref. No. | Part No. | Description | No. Used | Ref. No. | Part No. | Description | No. Used |
|----------|----------|---------------------------|----------|----------|----------|--------------------------|----------|
| 1 | 74-9080 | Cable - Battery Pos. | 1 | 25 | 93-5398 | Screw - Cap Hex. Hd. | 2 |
| * | 74-9090 | Cable - Battery Neg. | 1 | 26 | 3253-4 | Washer - Lock | 4 |
| †2 | | Battery | 1 | 27 | 322-3 | Screw - Cap Hex. Hd. | 4 |
| 3 | 323-9 | Screw - Cap Hex. Hd. | 1 | 28 | 74-3650 | Fan | 1 |
| 4 | 3256-24 | Washer - Flat | 4 | 29 | 74-5520 | Clutch - Fan | 1 |
| 5 | 66-2490 | Clamp - Battery | 1 | 30 | 76-4220 | Mount - Engine | 1 |
| 6 | 32148-10 | Insert - Threaded | 3 | 31 | 53-9682 | Mount - Rubber, Eng | 1 |
| 7 | 3253-21 | Washer - Lock | 3 | 32 | 48-7780 | Screw - Cap Hex. Hd. | 3 |
| 8 | 323-33 | Screw - Cap Hex. Hd. | 2 | 33 | 84-1440 | Plate - Adapter | 1 |
| 9 | 53-9681 | Mount - Rubber, Engine | 2 | 34 | 48-7610 | Screw - Cap Hex. Hd. | 3 |
| 10 | 74-5470 | Mount - Engine | 1 | 35 | 77-3600 | Shield - Adapter | 1 |
| 11 | 48-7840 | Screw - Cap Hex. Hd. | 1 | | | (Furnished with engine) | 1 |
| 12 | 48-9470 | Screw - Cap Hex. Hd. | 1 | 36 | 3290-357 | Nut - Lock | 9 |
| 13 | 32128-37 | Nut - Lock, Flange Hd. | 3 | 37 | 3290-378 | Tie - Cable | 1 |
| 14 | 87-5100 | Washer - Flat | 4 | 38 | 76-4310 | Support - Base, Battery | 1 |
| 15 | 3234-11 | Screw | 6 | 39 | 32144-11 | Screw - Hex. Washer Hd. | 2 |
| 16 | 48-9460 | Screw - Cap Hex. Hd. | 1 | 40 | 14-0949 | Battery Base Assembly | 1 |
| 17 | 324-12 | Screw - Cap Hex. Hd. | 3 | | | (Incl. Ref. #6) | 1 |
| 18 | 48-7700 | Screw - Cap Hex. Hd. | 8 | 41 | 323-4 | Screw - Cap Hex. Hd. | 1 |
| 19 | 48-7730 | Screw - Cap Hex. Hd. | 1 | 42 | 93-4233 | Engine Assembly | 1 |
| 20 | 3255-8 | Washer - Lock, Ext. Tooth | 2 | 43 | 94-5615 | Bracket - Return Hose | 1 |
| 21 | 76-4120 | Mount - Engine | 1 | 44 | 53-9682 | Mount - Rubber, Engine | 1 |
| 22 | 48-7810 | Screw - Cap Hex. Hd. | 3 | 45 | 48-7930 | Nut - Hex. | 1 |
| 23 | 48-7570 | Screw - Cap Hex. Hd. | 3 | 46 | 93-7276 | Decal - Danger (Europe) | 1 |
| 24 | 84-0760 | Adapter - Pump to Engine | 1 | 47 | 93-6668 | Decal - Recycle (Europe) | 1 |

*Not Illustrated

†Obtain Locally



T-1545-3

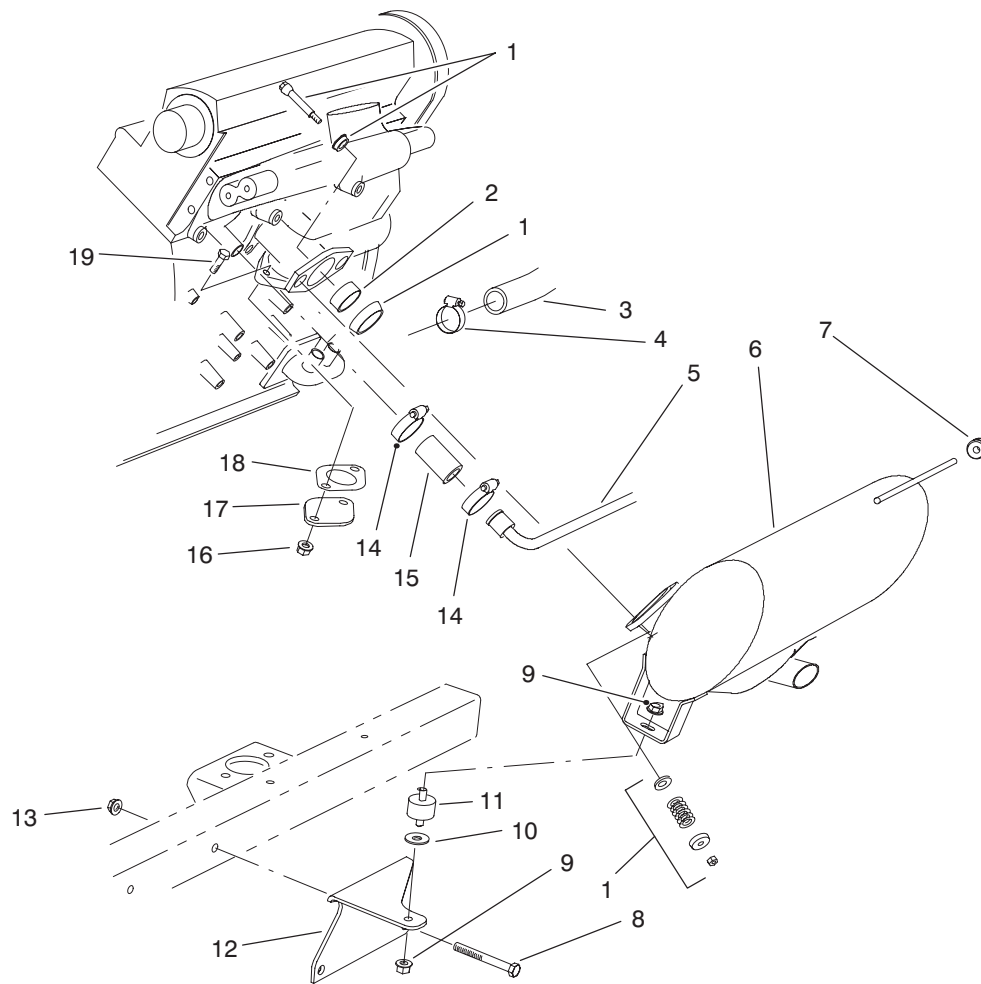
ENGINE PLUMBING ASSEMBLY

| Ref. No. | Part No. | Description | No. Used |
|----------|----------|---------------------------|----------|
| 1 | 2412-3 | Clamp - Hose | 3 |
| 2 | 94-1418 | Hose - Radiator, Upper | 1 |
| 3 | 93-7594 | Spacer - Tubular | 1 |
| 4 | 93-7221 | Hose - Radiator, Upper | 1 |
| 6 | 94-2630 | Hose - Return | 1 |
| 7 | 2412-36 | Clamp - Hose | 5 |
| 8 | 93-4207 | Fitting - Hose Tee | 1 |
| 9 | 3290-378 | Tie - Cable | 2 |
| 10 | 2412-108 | Clamp - Hose | 4 |
| 11 | 93-7229 | Degassing Support Asm. | 1 |
| 12 | 93-7788 | Hose - Return | 1 |
| 13 | 94-5625 | Hose - Radiator, Overflow | 1 |
| 14 | 2412-129 | Clamp - Hose | 2 |
| 15 | 94-5604 | Hose - Overflow | 1 |
| 16 | 3290-357 | Nut - Flange | 3 |
| 17 | 63-7622 | Hose - Fuel Line | 1 |
| 18 | 93-7224 | Hose - Intake | 1 |
| 19 | 93-7223 | Hose - Air Cleaner | 1 |
| 20 | 2412-125 | Clamp - Hose | 3 |
| 21 | 63-7627 | Hose - Fuel | 1 |
| †22 | 94-2800 | Cap - Radiator | 1 |
| †23 | 94-9984 | Sensor - Water Level | 1 |

| Ref. No. | Part No. | Description | No. Used |
|----------|-----------|---------------------------------|----------|
| 24 | 33105-020 | Screw - Hex. Hd. Flange | 1 |
| 25 | 63-7622 | Hose - Fuel | 1 |
| †26 | 93-9175 | Dipstick | 1 |
| 27 | 3234-11 | Screw - Flange | 3 |
| 28 | 83-9150 | Decal - Starting Fluid | 1 |
| * | 93-7275 | Decal - Starting Fluid (Europe) | 1 |
| 29 | 33104-016 | Screw - Hex. Hd. Flange | 2 |
| 30 | 93-7485 | Filter Assembly | 1 |
| 31 | 94-1416 | Adapter Assembly | 1 |
| 32 | 93-9164 | Service Indicator | 1 |
| 33 | 48-7930 | Nut - Hex. | 1 |
| 34 | 48-7880 | Nut - Hex. | 3 |
| 35 | 86-2990 | Mount - Throttle Cable | 2 |
| 36 | 94-5623 | Wire Harness - Main | 1 |
| †40 | 94-2801 | Grommet - Rubber | 2 |
| †41 | 94-9983 | Box - Degassing | 1 |
| 42 | 33093-00 | Washer - Flat | 1 |
| 43 | 33023-00 | Nut - Lock, Nylon Insert | 1 |
| 44 | 93-7236 | Bracket - Support | 1 |
| 45 | 94-8003 | Support - Air Cleaner Hose | 1 |

*Not Illustrated

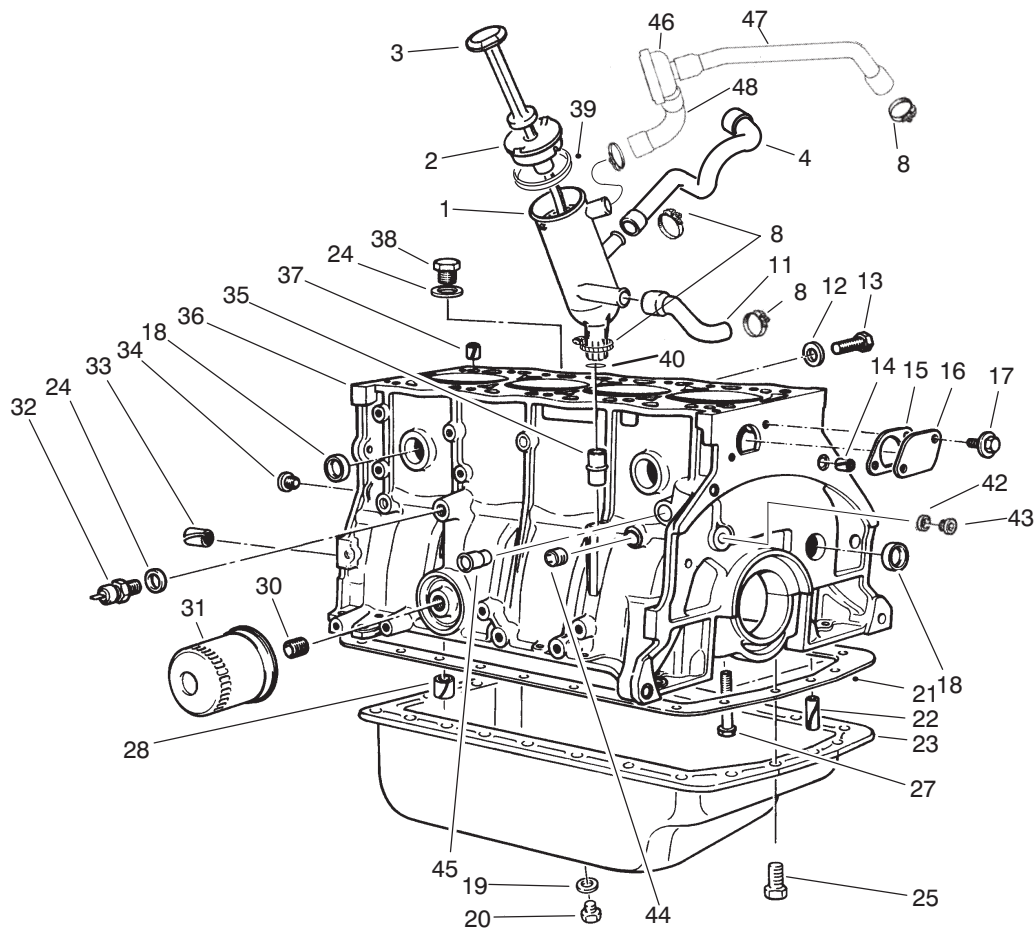
† Furnished with engine.



T-1544-1

MUFFLER & AIR CLEANER INSTALLATION ASSEMBLY

| Ref. No. | Part No. | Description | No. Used | Ref. No. | Part No. | Description | No. Used |
|----------|----------|-------------------------|----------|----------|-----------|---------------------------|----------|
| †1 | 94-2814 | Kit - Exhaust Coupler | 1 | 11 | 94-5608 | Mount - Rubber | 1 |
| †2 | 94-2815 | Sleeve - Exhaust Flange | 1 | 12 | 93-7245 | Bracket - Support | 1 |
| 3 | 74-6020 | Hose - Radiator, Lower | 1 | 13 | 32128-19 | Nut - Lock, Flange | 2 |
| 4 | 2412-3 | Clamp - Hose | 1 | 14 | 2412-129 | Clamp - Hose | 4 |
| 5 | 92-7381 | Tube - Water, Return | 1 | 15 | 74-6490 | Hose - Water Line | 2 |
| 6 | 94-8012 | Muffler Assembly | 1 | 16 | 33004-00 | Nut - Hex. Flange | 2 |
| 7 | 94-2812 | Grommet | 1 | 17 | 92-7382 | Cover - Manifold | 1 |
| 8 | 323-20 | Screw - Cap Hex. Hd. | 2 | 18 | 77-3700 | Gasket - Muffler, Exhaust | 1 |
| 9 | 32128-20 | Nut - Lock, Flange | 2 | 19 | 33104-020 | Screw - Hex. Hd. Flange | 2 |
| 10 | 62-9510 | Washer - Brake Lever | 1 | | | | |



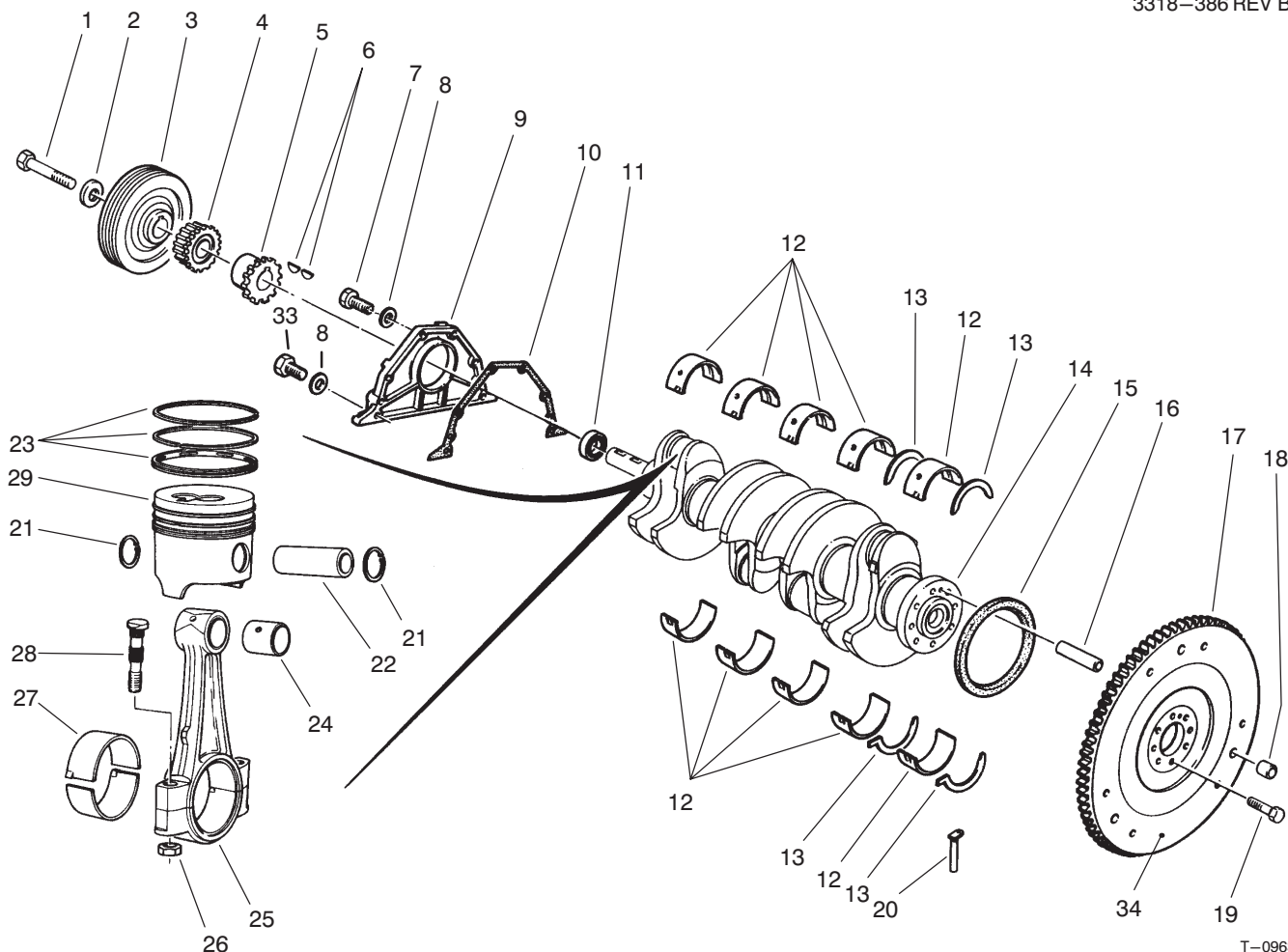
T-2142-1

CRANKCASE ASSEMBLY

| Ref. No. | Part No. | Description | No. Used |
|----------|----------|-------------------------------|----------|
| 1 | 94-3181 | Oil Filler (Incl. Ref. 39) | 1 |
| 2 | 94-3182 | Plug | 1 |
| 3 | 93-9175 | Dipstick - Oil | 1 |
| 4 | 94-3184 | Union | 1 |
| 8 | 2412-129 | Clamp - Hose | 8 |
| 11 | 74-7770 | Hose - Crankcase | 1 |
| 12 | 74-7780 | Gasket | 1 |
| 13 | 74-7790 | Screw | 1 |
| 14 | 74-7800 | Pin | 2 |
| 15 | 74-7810 | Gasket - Plate | 1 |
| 16 | 74-7820 | Plate | 1 |
| 17 | 94-3112 | Screw - Washer Hd. | 2 |
| 18 | 74-7840 | Plug - 27 mm Dia. | 8 |
| * | 94-3108 | Plug - 27.5 mm Dia. | 8 |
| * | 94-3109 | Plug - 28.5 mm Dia. | 9 |
| 19 | 74-7320 | Gasket | 1 |
| 20 | 74-7310 | Plug - Threaded | 1 |
| 21 | 74-7380 | Gasket - Oil Pan | 1 |
| 22 | 94-3111 | Pin - Groove | 2 |
| 23 | 74-7300 | Pan - Oil | 1 |
| 24 | 74-7850 | Gasket | 2 |
| 25 | 74-7330 | Screw - Cap Hex. Hd. | 23 |
| 26 | 77-3790 | Plug - Drain | 1 |

| Ref. No. | Part No. | Description | No. Used |
|----------|----------|---|----------|
| 27 | 74-7930 | Screw - Bearing Cap | 10 |
| 28 | 74-7940 | Bushing - Spring | 1 |
| 29 | 74-7950 | Screw - Plate | 6 |
| 30 | 74-7960 | Stud - Filter | 1 |
| 31 | 74-7970 | Filter - Oil | 1 |
| 32 | 94-3180 | Switch - Pressure | 1 |
| 33 | 74-7990 | Pin - Spring | 4 |
| 34 | 74-8000 | Plug | 2 |
| 35 | 74-8010 | Guide - Dipstick | 1 |
| 36 | 94-3100 | Short Block Assembly (Incl. Pistons next page) | 1 |
| 37 | 74-8030 | Pin - Spring | 1 |
| 38 | 74-8040 | Plug - Drain | 1 |
| 39 | 94-3183 | Gasket | 1 |
| 40 | 94-3186 | O-Ring | 1 |
| 42 | 94-3106 | Gasket | 2 |
| 43 | 94-3104 | Plug - Threaded | 2 |
| 44 | 94-3103 | Plug - Threaded | 1 |
| 45 | 94-3110 | Stud | 1 |
| 46 | 74-5760 | PCV Valve | 1 |
| 47 | 94-3192 | Union | 1 |
| 48 | 94-3191 | Union | 1 |
| * | 74-7860 | Gasket Set (Without Head Gasket) | 1 |

*Not Illustrated



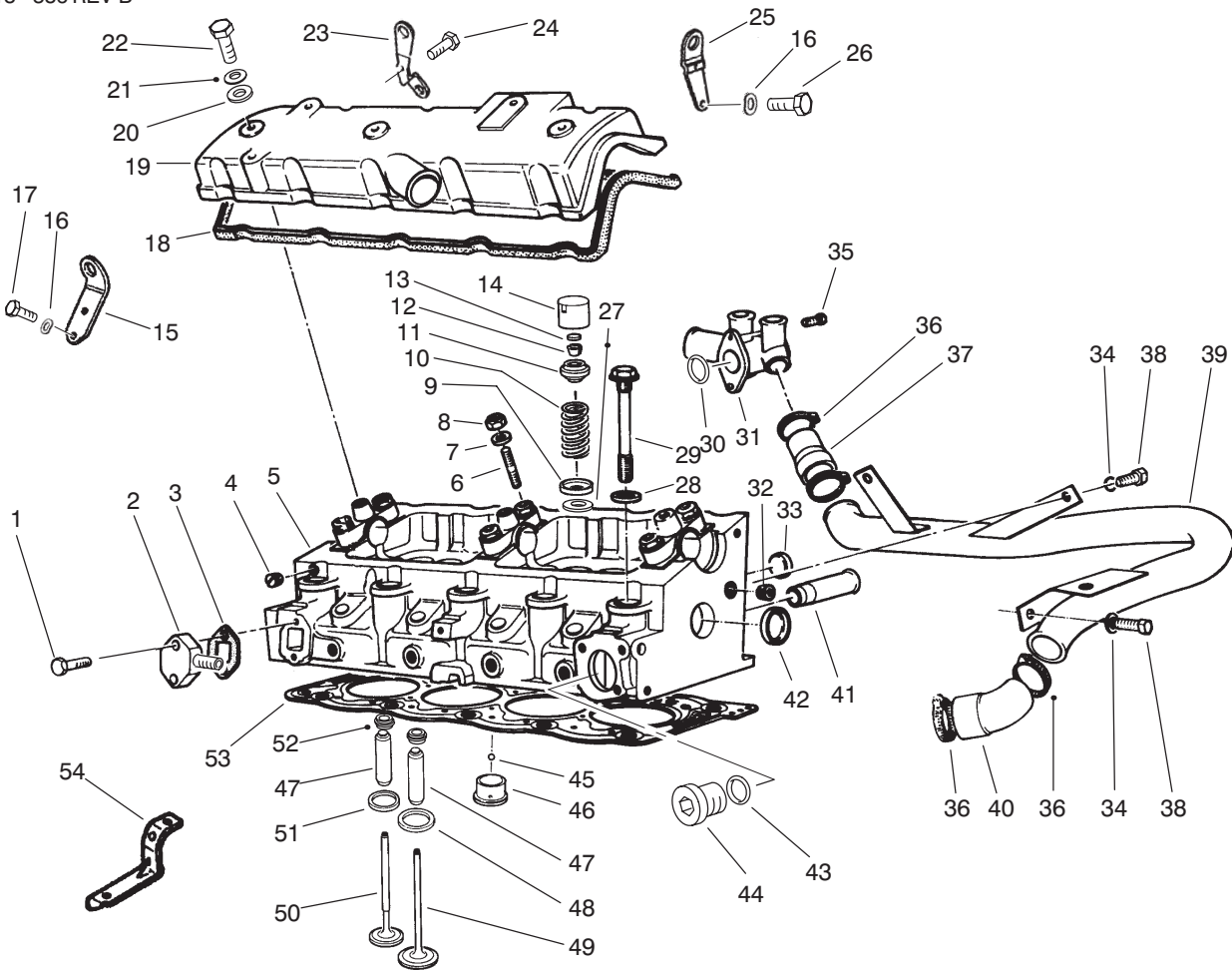
T-0963-1

CRANKSHAFT ASSEMBLY

| Ref. No. | Part No. | Description | No. Used |
|----------|----------|--|----------|
| 1 | 94-3145 | Screw - Cap Hex. Hd. | 1 |
| 2 | 74-8080 | Washer | 1 |
| 3 | 94-3144 | Pulley | 1 |
| 4 | 74-8100 | Gear - Pinion | 1 |
| 5 | 74-8110 | Sprocket - Oil Pump | 1 |
| 6 | 74-8120 | Key - Woodruff | 2 |
| 7 | 94-3150 | Screw - Cap Hex. Hd. | 4 |
| 8 | 94-3151 | Washer | 6 |
| 9 | 74-8140 | Cover | 1 |
| 10 | 74-8150 | Gasket - Cover | 1 |
| 11 | 94-3148 | Seal - Shaft | 1 |
| 12 | 74-8170 | Bearing Set (Std.) Set of 10 Half Bearings | 1 |
| * | 74-8180 | Bearing Set (.30mm OS) Set of 10 Half Bearings | 1 |
| 13 | 94-3141 | Thrust Bearing Set (Std.) | 2 |
| * | 74-8200 | Thrust Bearing Set (.10mm OS) | 2 |
| * | 74-8210 | Thrust Bearing Set (.15mm OS) | 2 |
| * | 74-8220 | Thrust Bearing Set (.20mm OS) | 2 |
| 14 | 74-8230 | Crankshaft | 1 |
| 15 | 74-8240 | Seal | 1 |
| 16 | 74-7990 | Pin | 1 |
| 17 | 94-3149 | Gear - Flywheel | 1 |
| 18 | 74-8270 | Pin | 3 |
| 19 | 74-8280 | Screw - Cap Hex. Hd. | 8 |
| 20 | 74-8290 | Seal - #1 Bearing Cap | 2 |

| Ref. No. | Part No. | Description | No. Used |
|----------|----------|---|----------|
| 21 | 74-8300 | Clip - Piston Pin | 8 |
| 22 | 74-8310 | Pin - Piston | 4 |
| 23 | 94-3158 | Piston Ring Set Std. | 4 |
| * | 74-8320 | Piston Ring Set - 0.20 mm | 4 |
| * | 74-8330 | Piston Ring Set - 0.50 mm | 4 |
| * | 74-8340 | Piston Ring Set - 0.80 mm | 4 |
| 24 | 94-3154 | Bushing - Sleeve | 4 |
| 25 | 74-8360 | Rod - Connecting, Set of 4 | 4 |
| 26 | | Nut - Hex. | 8 |
| 27 | 74-8380 | Bearing - Connecting Rod (Std.) Set of 8 Half Bearings | 1 |
| * | 74-8390 | Bearing - Connecting Rod (49.7mm ID) Set of 8 Half Bearings | 1 |
| 28 | 74-8400 | Bolt - Connecting Rod (Incl. Ref. #26) | 8 |
| 29 | 94-3157 | Piston Set - Std. (Incl. Ref. #21-23) | 1 |
| 29 | 74-8420 | Piston Set - Stage #1 (83.13mm OD) (Incl. Ref. #21-23) | 1 |
| * | 74-8430 | Piston Set - Stage #2 (83.43mm OD) (Incl. Ref. #21-23) | 1 |
| * | 74-8440 | Piston Set - Stage #3 (83.73mm OD) (Incl. Ref. #21-23) | 1 |
| 33 | 94-3152 | Screw - Cap Hex. Hd. | 2 |
| 34 | 74-8260 | Flywheel | 1 |

*Not Illustrated



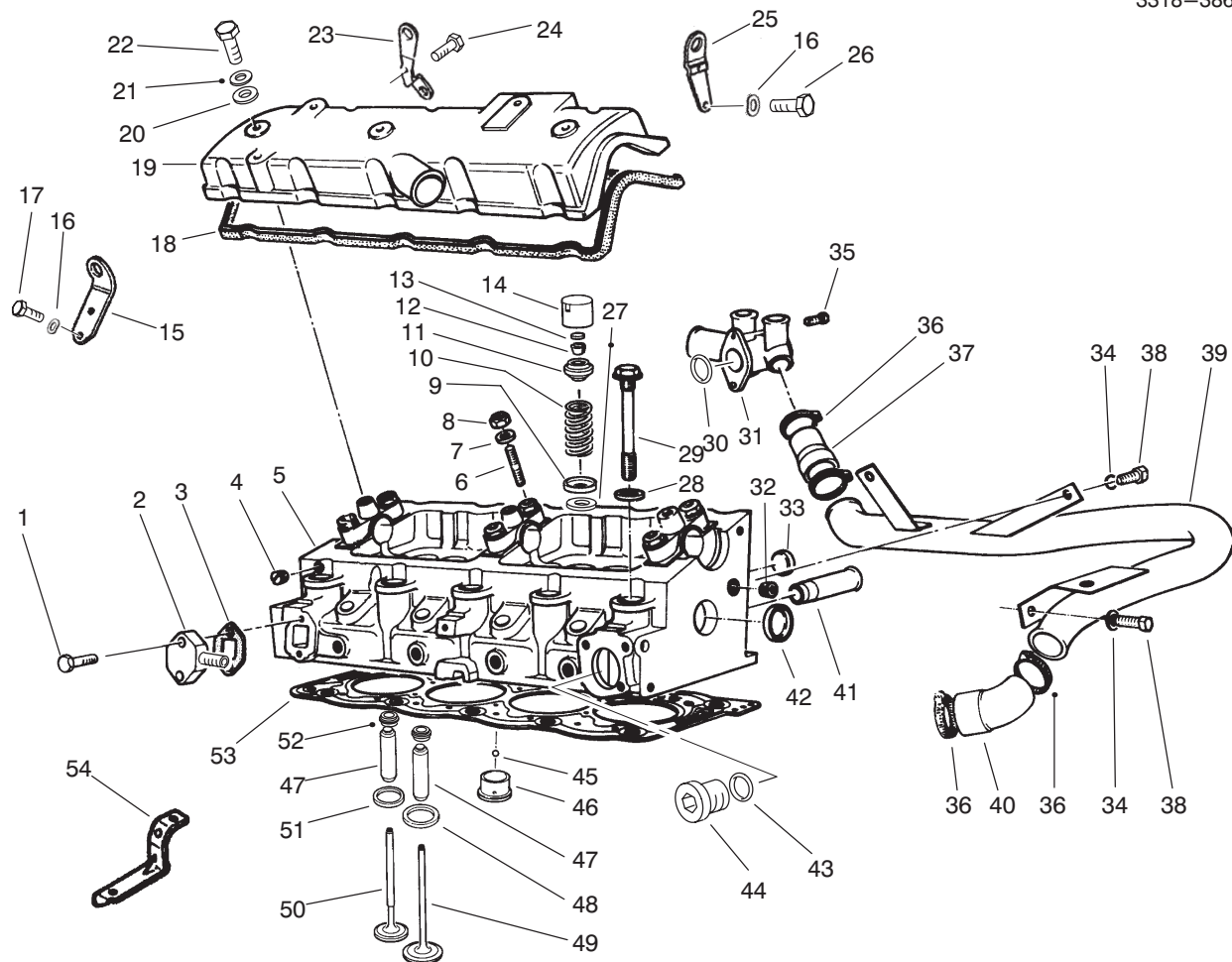
T-2148-2

CYLINDER HEAD ASSEMBLY

| Ref. No. | Part No. | Description | No. Used |
|----------|----------|--------------------------|----------|
| 1 | 94-3123 | Screw – Cap Hex. Hd. | 2 |
| 2 | 94-3117 | Plate | 1 |
| 3 | 94-3116 | Gasket | 1 |
| 4 | 74-7600 | Plug | 4 |
| 5 | 94-3113 | Cylinder Head Assembly | 1 |
| 6 | 76-5130 | Stud | 6 |
| 7 | 74-8900 | Washer – Flat | 6 |
| 8 | 94-3115 | Nut – Lock | 6 |
| 9 | 74-6570 | Cup – Lower Valve Spring | 8 |
| 10 | 74-6560 | Spring – Valve | 8 |
| 11 | 74-6550 | Cup – Upper Valve Spring | 8 |
| 12 | 74-7240 | Collar – Split | 16 |
| 13 | 74-6580 | Insert – Valve (1.650mm) | 8 |
| * | 74-6590 | Insert – Valve (1.725mm) | 8 |
| * | 74-6600 | Insert – Valve (1.800mm) | 8 |
| * | 74-6610 | Insert – Valve (1.900mm) | 8 |
| * | 74-6620 | Insert – Valve (1.975mm) | 8 |
| * | 74-6630 | Insert – Valve (2.050mm) | 8 |
| * | 74-6640 | Insert – Valve (2.125mm) | 8 |
| * | 74-6650 | Insert – Valve (2.225mm) | 8 |
| * | 74-6660 | Insert – Valve (2.250mm) | 8 |
| * | 74-6670 | Insert – Valve (2.275mm) | 8 |
| * | 74-6680 | Insert – Valve (2.300mm) | 8 |
| * | 74-6690 | Insert – Valve (2.325mm) | 8 |
| * | 74-6700 | Insert – Valve (2.350mm) | 8 |
| * | 74-6710 | Insert – Valve (2.375mm) | 8 |

| Ref. No. | Part No. | Description | No. Used |
|----------|----------|--------------------------|----------|
| 13 | 74-6720 | Insert – Valve (2.400mm) | 8 |
| * | 74-6730 | Insert – Valve (2.425mm) | 8 |
| * | 74-6740 | Insert – Valve (2.450mm) | 8 |
| * | 74-6750 | Insert – Valve (2.475mm) | 8 |
| * | 74-6760 | Insert – Valve (2.500mm) | 8 |
| * | 74-6770 | Insert – Valve (2.525mm) | 8 |
| * | 74-6780 | Insert – Valve (2.550mm) | 8 |
| * | 74-6790 | Insert – Valve (2.575mm) | 8 |
| * | 74-6800 | Insert – Valve (2.600mm) | 8 |
| * | 74-6810 | Insert – Valve (2.625mm) | 8 |
| * | 74-6820 | Insert – Valve (2.650mm) | 8 |
| * | 74-6830 | Insert – Valve (2.675mm) | 8 |
| * | 74-6840 | Insert – Valve (2.700mm) | 8 |
| * | 74-6850 | Insert – Valve (2.725mm) | 8 |
| * | 74-6860 | Insert – Valve (2.750mm) | 8 |
| * | 74-6870 | Insert – Valve (2.775mm) | 8 |
| * | 74-6880 | Insert – Valve (2.800mm) | 8 |
| * | 74-6890 | Insert – Valve (2.825mm) | 8 |
| * | 74-6900 | Insert – Valve (2.850mm) | 8 |
| * | 74-6910 | Insert – Valve (2.875mm) | 8 |
| * | 74-6920 | Insert – Valve (2.900mm) | 8 |
| * | 74-6930 | Insert – Valve (2.925mm) | 8 |
| * | 74-6940 | Insert – Valve (2.950mm) | 8 |
| * | 74-6950 | Insert – Valve (2.975mm) | 8 |
| * | 74-6960 | Insert – Valve (3.000mm) | 8 |
| * | 74-6970 | Insert – Valve (3.025mm) | 8 |

*Not Illustrated

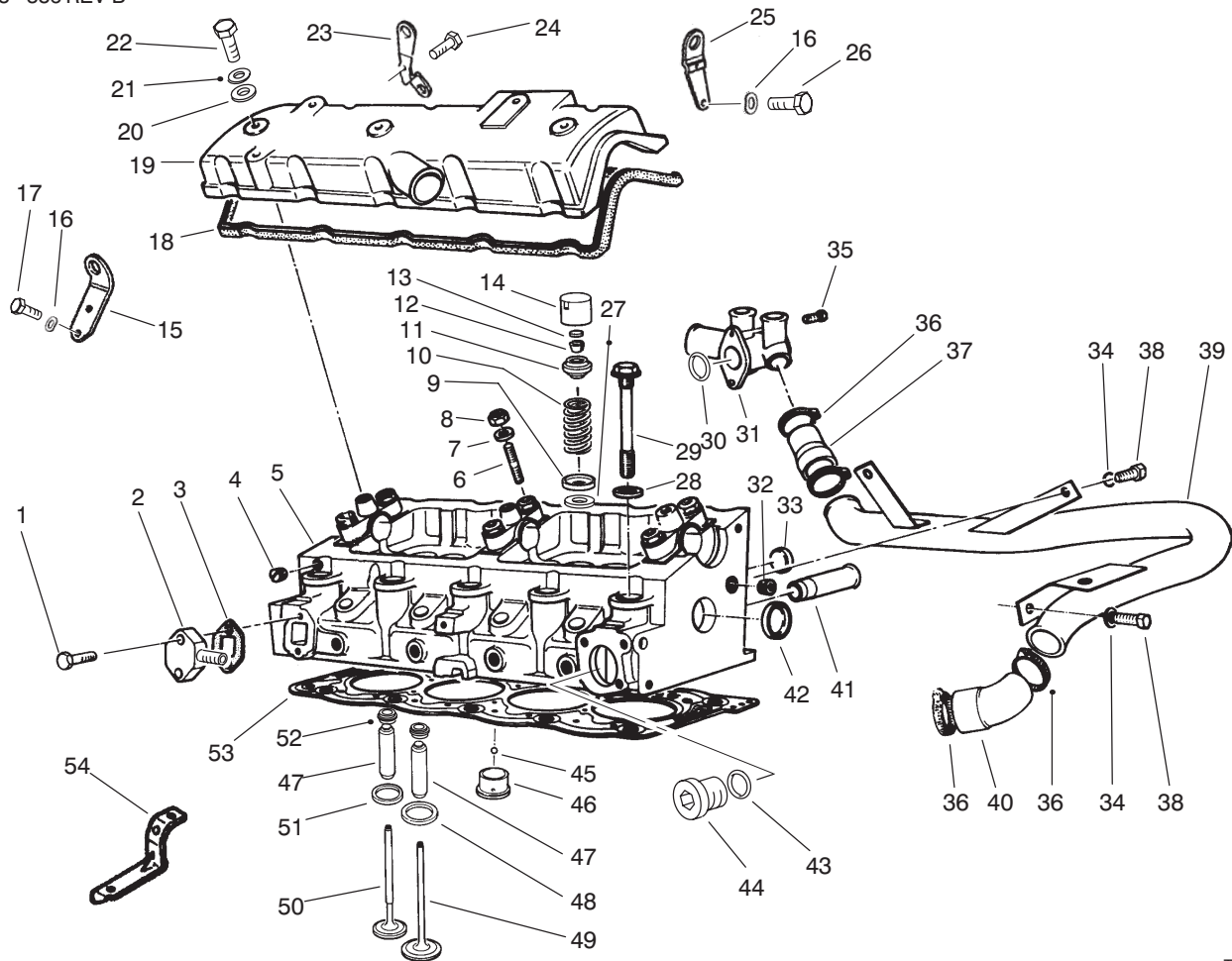


T-2148-2

CYLINDER HEAD ASSEMBLY (Continued)

| Ref. No. | Part No. | Description | No. Used | Ref. No. | Part No. | Description | No. Used |
|----------|----------|--------------------------|----------|----------|----------|----------------------|----------|
| 13 | 74-6980 | Insert - Valve (3.050mm) | 8 | 14 | 74-6540 | Tappet - Valve | 8 |
| * | 74-6990 | Insert - Valve (3.075mm) | 8 | 15 | 94-3135 | Bracket - Lifting | 1 |
| * | 74-7000 | Insert - Valve (3.100mm) | 8 | 16 | 74-7560 | Washer - Spring | 3 |
| * | 74-7010 | Insert - Valve (3.125mm) | 8 | 17 | 76-5470 | Screw | 2 |
| * | 74-7020 | Insert - Valve (3.150mm) | 8 | 18 | 74-7630 | Gasket - Valve Cover | 1 |
| * | 74-7030 | Insert - Valve (3.175mm) | 8 | 19 | 74-7640 | Cover - Valve | 1 |
| * | 74-7040 | Insert - Valve (3.200mm) | 8 | 20 | 74-7650 | Washer - Flat | 3 |
| * | 74-7050 | Insert - Valve (3.225mm) | 8 | 21 | 94-3125 | Washer | 3 |
| * | 74-7060 | Insert - Valve (3.250mm) | 8 | 22 | 94-3124 | Bolt - Valve Cover | 3 |
| * | 74-7070 | Insert - Valve (3.275mm) | 8 | 23 | 94-3136 | Bracket - Lifting | 1 |
| * | 74-7080 | Insert - Valve (3.300mm) | 8 | 24 | 94-3138 | Screw | 1 |
| * | 74-7090 | Insert - Valve (3.325mm) | 8 | 25 | 94-3137 | Bracket - Lifting | 1 |
| * | 74-7100 | Insert - Valve (3.350mm) | 8 | 26 | 94-3139 | Screw | 1 |
| * | 74-7110 | Insert - Valve (3.375mm) | 8 | 27 | 94-3174 | Washer | 8 |
| * | 74-7120 | Insert - Valve (3.400mm) | 8 | 28 | 74-7270 | Washer - Flat | 10 |
| * | 74-7130 | Insert - Valve (3.425mm) | 8 | 29 | 74-7260 | Bolt - Head | 10 |
| * | 74-7140 | Insert - Valve (3.450mm) | 8 | 30 | 94-3197 | O-Ring | 1 |
| * | 74-7150 | Insert - Valve (3.475mm) | 8 | 31 | 94-3196 | Inlet - Water | 1 |
| * | 74-7160 | Insert - Valve (3.500mm) | 8 | 32 | 94-3118 | Plug | 1 |
| * | 74-7170 | Insert - Valve (3.550mm) | 8 | 33 | 74-7840 | Plug - 27 mm Dia. | 2 |
| * | 74-7180 | Insert - Valve (3.625mm) | 8 | * | 94-3108 | Plug - 27.5 mm Dia. | 2 |
| * | 74-7190 | Insert - Valve (3.700mm) | 8 | * | 94-3109 | Plug - 28.5 mm Dia. | 2 |
| * | 74-7200 | Insert - Valve (3.775mm) | 8 | 34 | 68-9420 | Washer - Lock | 3 |
| * | 74-7210 | Insert - Valve (3.850mm) | 8 | 35 | 94-3198 | Screw | 2 |
| * | 74-7220 | Insert - Valve (3.925mm) | 8 | 36 | 2412-129 | Clamp - Hose | 4 |
| * | 74-7230 | Insert - Valve (4.000mm) | 8 | 37 | 94-3200 | Hose - By-Pass | 1 |

*Not Illustrated



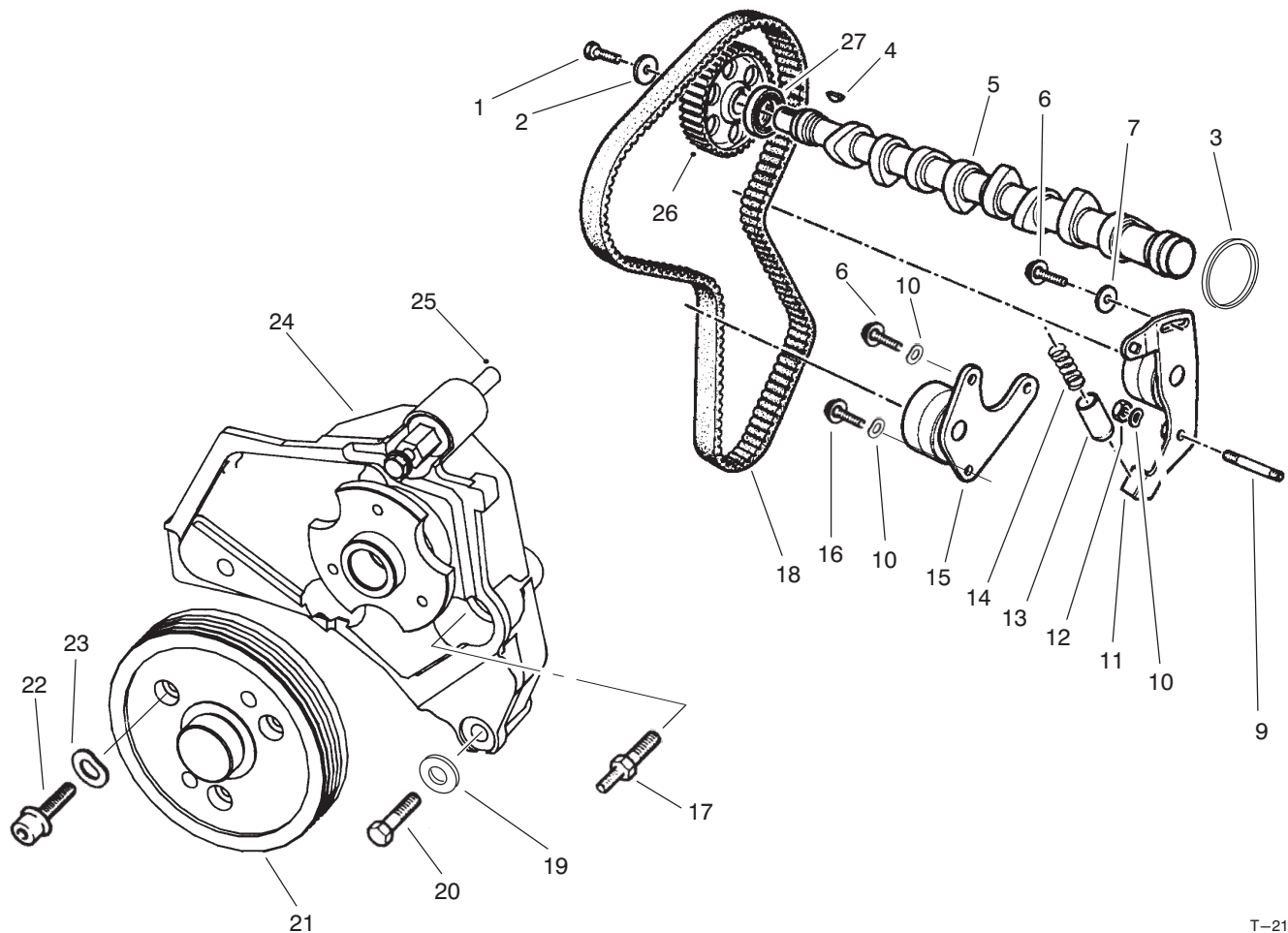
T-2148-2

CYLINDER HEAD ASSEMBLY (Continued)

| Ref. No. | Part No. | Description | No. Used |
|----------|----------|-----------------------------------|----------|
| 38 | 48-7700 | Screw – Cap Hex. Hd. | 3 |
| 39 | 94-3199 | Pipe – By-Pass | 1 |
| 40 | 94-3201 | Hose – By-Pass | 1 |
| 41 | 74-7400 | Tube | 1 |
| 42 | 74-7840 | Plug | 2 |
| 43 | 94-3122 | Gasket | 1 |
| 44 | 94-3121 | Plug | 1 |
| 45 | 74-7420 | Ball | 4 |
| 46 | 74-7430 | Chamber – Turbulence (32.45mm) | 4 |
| * | 74-7440 | Chamber – Turbulence (32.65mm) | 4 |
| 47 | 92-7792 | Guide – Valve (14.29mm) | 8 |
| * | 92-7793 | Guide – Valve (14.59mm) | 8 |
| 48 | 74-7450 | Seat – Intake Valve (39.3mm) | 4 |
| * | 74-7460 | Seat – Intake Valve (39.5mm) | 4 |

| Ref. No. | Part No. | Description | No. Used |
|----------|----------|--|----------|
| 49 | 74-7480 | Valve – Intake | 4 |
| 50 | 92-7794 | Valve – Exhaust | 4 |
| 51 | 92-7795 | Seat – Exhaust Valve (34.5mm) | 4 |
| 52 | 92-7791 | Seal – Valve | 8 |
| 53 | 94-8132 | Gasket – Head (1.48 mm) | 1 |
| * | 94-8133 | Gasket – Head (1.52 mm) | 1 |
| * | 94-8134 | Gasket – Head (1.58 mm) | 1 |
| * | 94-8135 | Gasket – Head (1.62 mm) | 1 |
| 54 | 94-3120 | Bracket | 1 |
| * | 74-7670 | Head Bolt & Washer Set (Incl. Ref. #28 & 29) | 1 |
| * | 94-3119 | Kit – Gasket | 1 |
| * | 94-9965 | Asm. – Head, Cylinder (Complete with camshaft, valves & tappets) | 1 |

*Not Illustrated

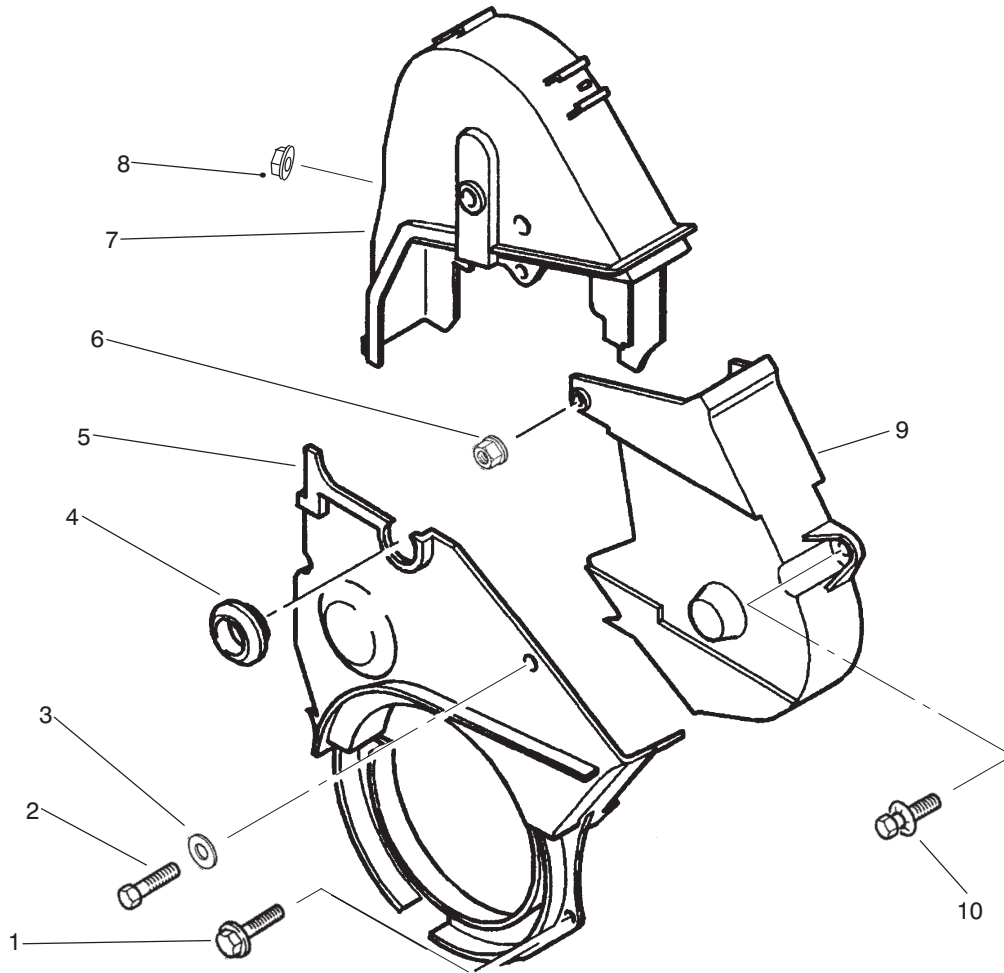


T-2141-2

CAMSHAFT & FAN SUPPORT ASSEMBLY

| Ref. No. | Part No. | Description | No. Used |
|----------|----------|-----------------|----------|
| 1 | 77-3440 | Screw | 2 |
| 2 | 77-3450 | Washer | 2 |
| 3 | 77-3420 | Gasket | 1 |
| 4 | 77-3410 | Key | 1 |
| 5 | 77-3400 | Camshaft | 1 |
| 6 | 94-3163 | Screw | 1 |
| 7 | 94-3166 | Washer - Flat | 1 |
| 9 | 94-3162 | Stud | 1 |
| 10 | 94-3164 | Washer - Spring | 4 |
| 11 | 94-3159 | Roller Assembly | 1 |
| 12 | 94-3165 | Nut - Lock | 1 |
| 13 | 77-3520 | Cup | 1 |
| 14 | 77-3510 | Spring | 1 |

| Ref. No. | Part No. | Description | No. Used |
|----------|----------|-------------------|----------|
| 15 | 94-3160 | Roller Assembly | 1 |
| 16 | 94-3161 | Screw | 2 |
| 17 | 94-3170 | Screw | 1 |
| 18 | 74-8830 | Belt | 1 |
| 19 | 94-3172 | Washer | 3 |
| 20 | 94-3171 | Screw | 2 |
| 21 | 94-3168 | Pulley - Fan | 1 |
| 22 | 94-3173 | Screw | 3 |
| 23 | 76-5010 | Washer | 3 |
| 24 | 94-3167 | Bracket - Fan | 1 |
| 25 | 94-3169 | Screw | 1 |
| 26 | 92-7787 | Pulley - Camshaft | 1 |
| 27 | 94-9994 | Gasket | 1 |

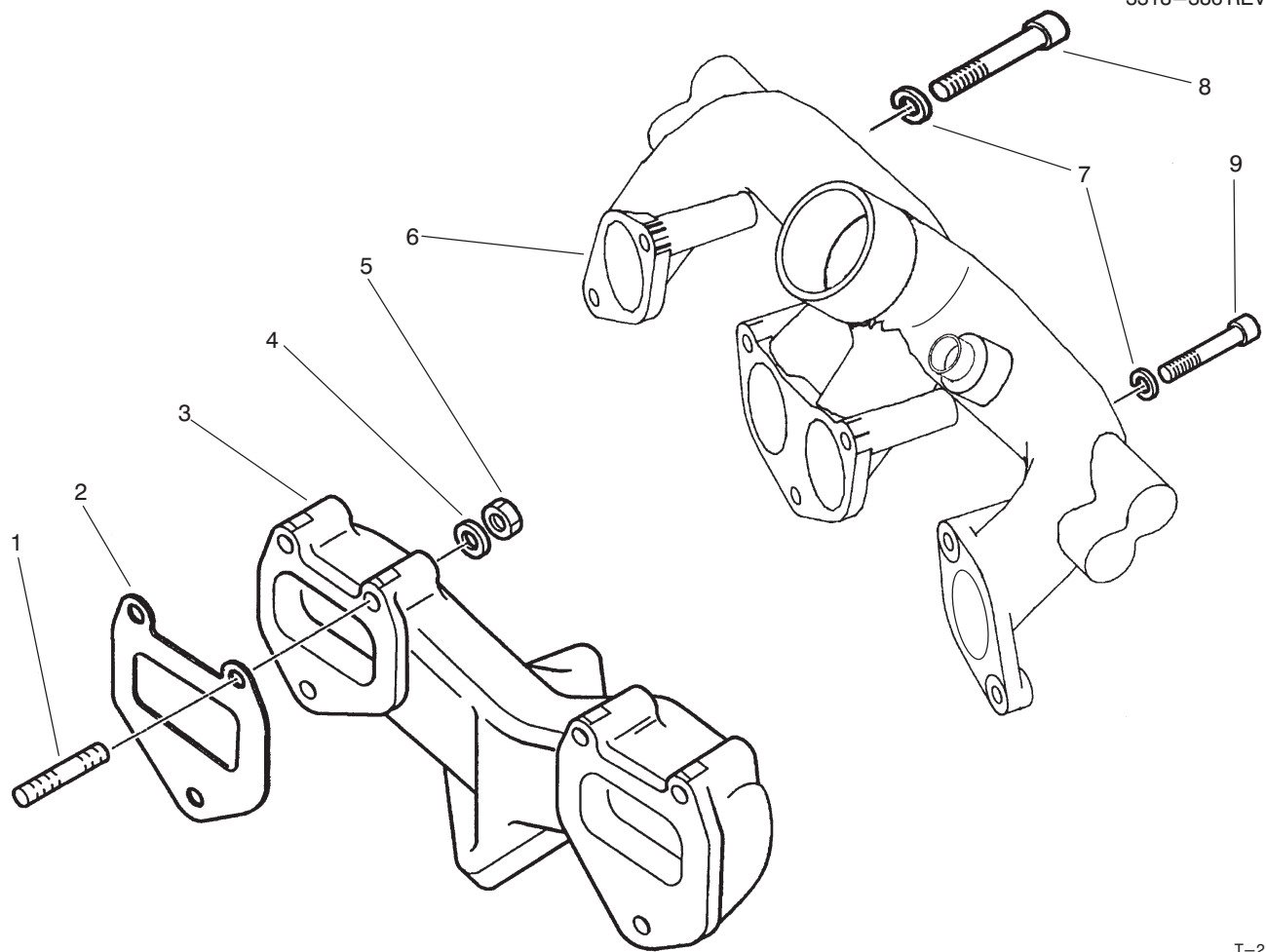


T-2140-1

TIMING COVER

| Ref. No. | Part No. | Description | No. Used |
|----------|----------|-------------------|----------|
| 1 | 94-3132 | Screw | 2 |
| 2 | 94-3130 | Screw | 1 |
| 3 | 94-3125 | Washer - Flat | 1 |
| 4 | 94-3129 | Plug | 1 |
| 5 | 94-3126 | Protector - Lower | 1 |

| Ref. No. | Part No. | Description | No. Used |
|----------|----------|----------------------|----------|
| 6 | 94-3133 | Nut W/Washer | 1 |
| 7 | 94-3127 | Case - Timing, Left | 1 |
| 8 | 94-3134 | Nut | 1 |
| 9 | 94-3128 | Case - Timing, Right | 1 |
| 10 | 94-3131 | Screw | 1 |

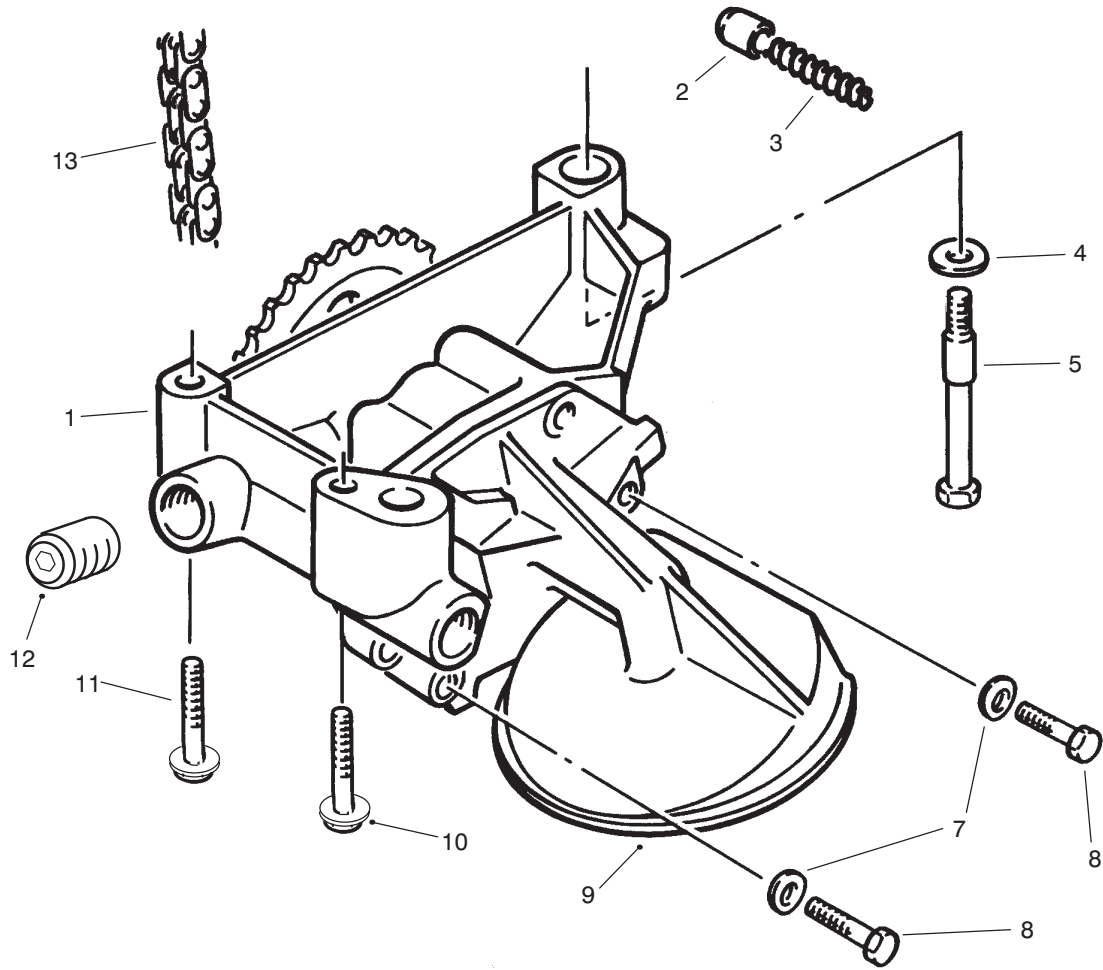


T-2149-2

INTAKE & EXHAUST MANIFOLD ASSEMBLY

| Ref. No. | Part No. | Description | No. Used | Ref. No. | Part No. | Description | No. Used |
|----------|----------|--------------------|----------|----------|----------|-------------------|----------|
| 1 | 77-3300 | Stud | 6 | 6 | 94-3215 | Manifold - Intake | 1 |
| 2 | 77-3310 | Gasket | 2 | 7 | 94-3164 | Washer - Spring | 7 |
| 3 | 77-3340 | Manifold - Exhaust | 1 | 8 | 94-3216 | Screw | 5 |
| 4 | 68-9420 | Washer - Lock | 6 | 9 | 94-3217 | Screw | 4 |
| 5 | 77-3320 | Nut - Hex | 6 | * | 94-3218 | Screw | 1 |

*Not Illustrated

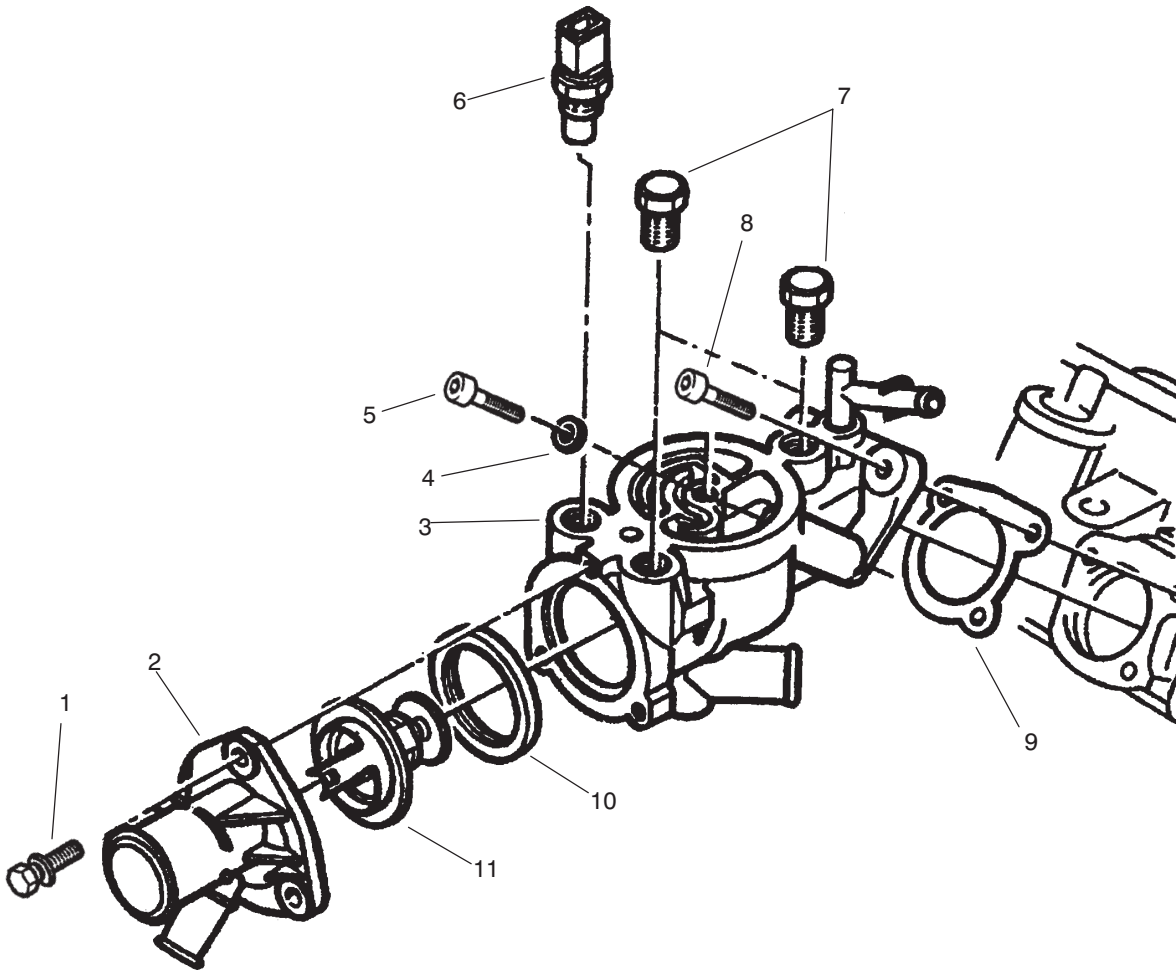


T-0964-1

OIL PUMP ASSEMBLY

| Ref. No. | Part No. | Description | No. Used |
|----------|----------|-------------------|----------|
| 1 | 76-5070 | Oil Pump Assembly | 1 |
| 2 | 94-3176 | Gear - Oil Pump | 1 |
| 3 | 76-5090 | Spring - Piston | 1 |
| 4 | 94-3179 | Washer - Spring | 3 |
| 5 | 76-5100 | Bolt - Shoulder | 1 |
| 7 | 76-5010 | Washer - Spring | 5 |

| Ref. No. | Part No. | Description | No. Used |
|----------|----------|----------------------|----------|
| 8 | 94-3124 | Screw - Cap Hex. Hd. | 2 |
| 9 | 94-3178 | Strainer | 1 |
| 10 | 77-3470 | Screw | 1 |
| 11 | 77-3490 | Screw | 1 |
| 12 | 94-3177 | Plug | 2 |
| 13 | 76-5170 | Chain - Pump Drive | 1 |

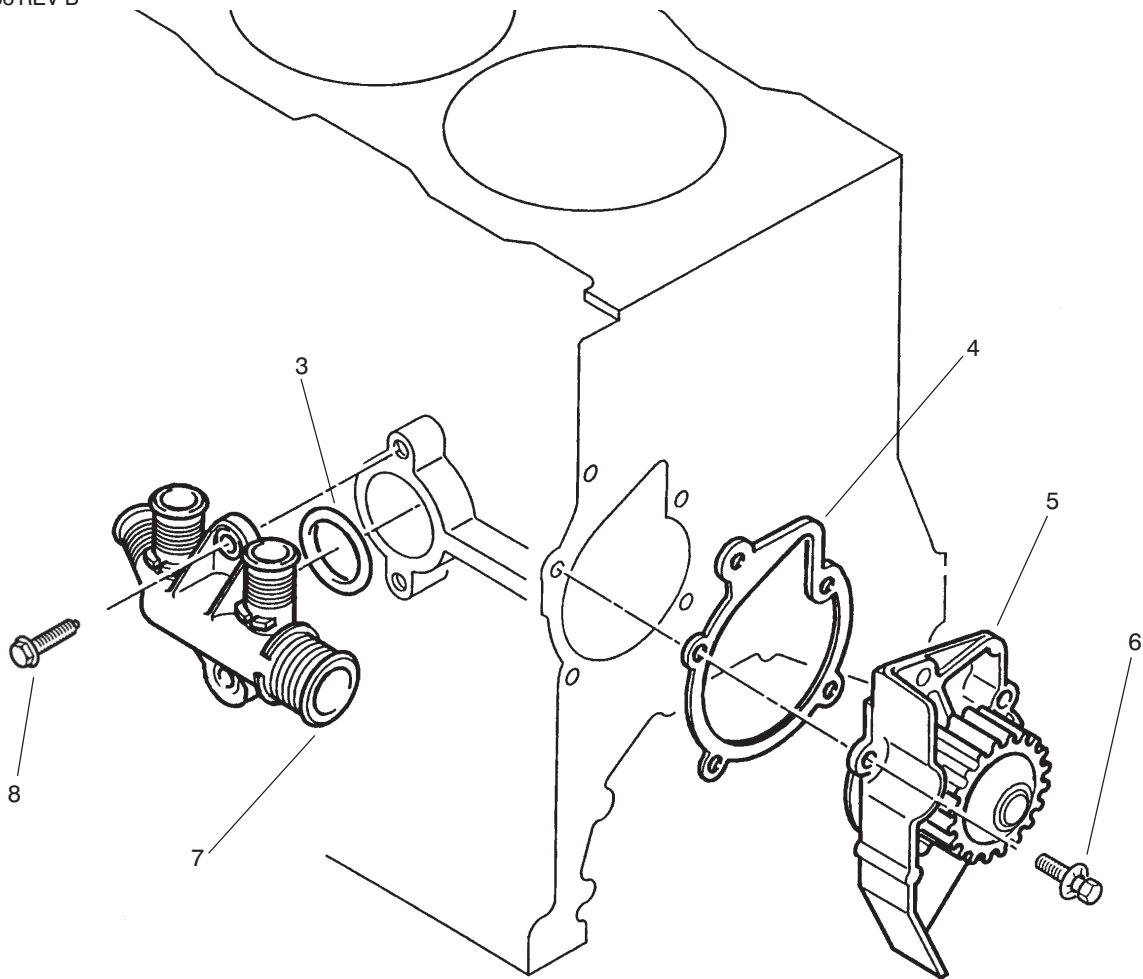


T-2143-1

COLLECTOR ASSEMBLY

| Ref. No. | Part No. | Description | No. Used |
|----------|----------|-------------------|----------|
| 1 | 94-3131 | Screw | 3 |
| 2 | 94-3208 | Stub - Outlet | 1 |
| 3 | 94-3205 | Box - Outlet | 1 |
| 4 | 94-3207 | Ring | 1 |
| 5 | 94-3214 | Screw | 1 |
| 6 | 94-3211 | Temp Sending Unit | 1 |

| Ref. No. | Part No. | Description | No. Used |
|----------|----------|-------------|----------|
| 7 | 94-3212 | Plug | 2 |
| 8 | 94-3213 | Screw | 1 |
| 9 | 94-3206 | Gasket | 1 |
| 10 | 94-3210 | Gasket | 1 |
| 11 | 94-3209 | Thermostat | 1 |

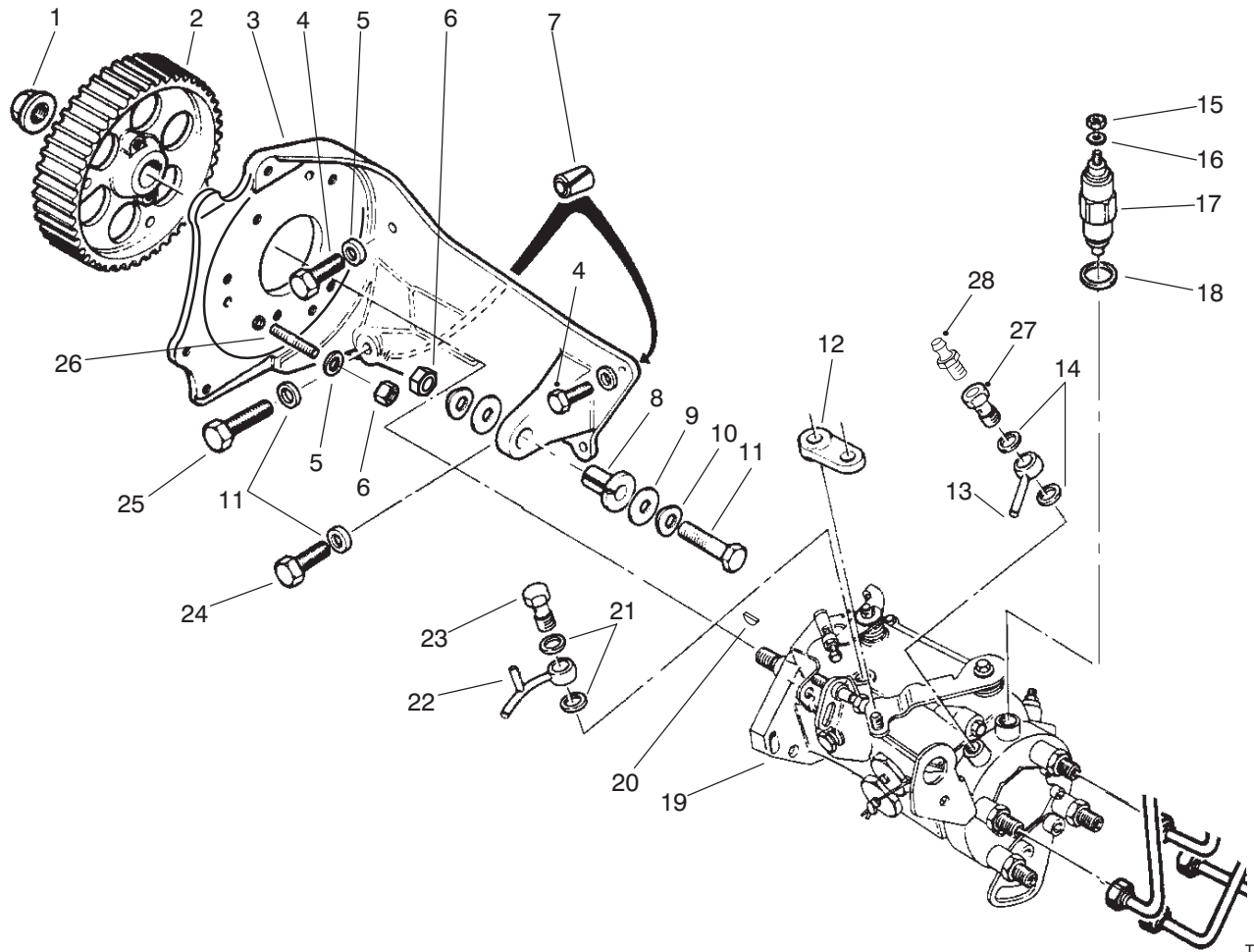


T-2144-1

WATER PUMP ASSEMBLY

| Ref. No. | Part No. | Description | No. Used |
|----------|----------|--|----------|
| 3 | 94-3197 | O-Ring | 1 |
| 4 | 94-3195 | Gasket - Pump, Water | 1 |
| 5 | 94-3194 | Cover - Pump, Water (Incl. Ref. #4) | 1 |

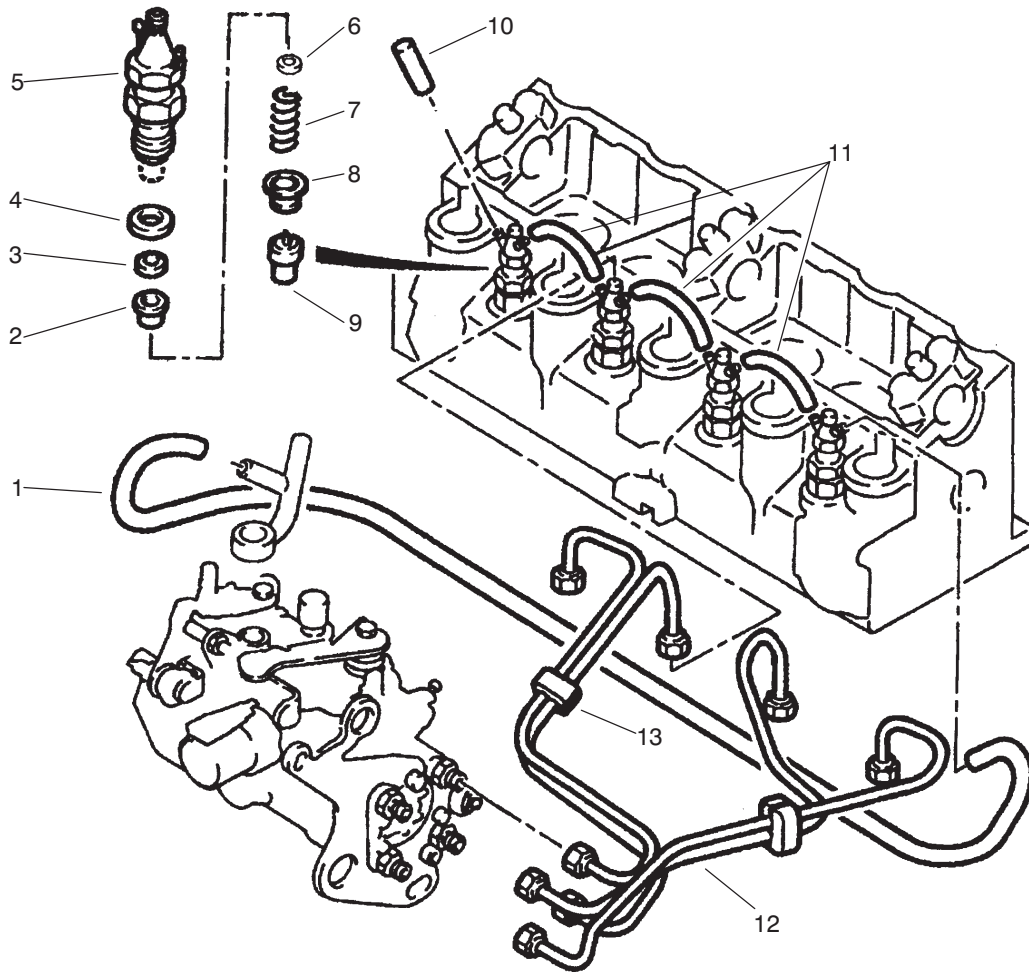
| Ref. No. | Part No. | Description | No. Used |
|----------|----------|---------------|----------|
| 6 | 76-5500 | Screw | 5 |
| 7 | 94-3196 | Inlet - Water | 1 |
| 8 | 94-3198 | Screw | 2 |



T-2146-2

FUEL INJECTION PUMP ASSEMBLY

| Ref. No. | Part No. | Description | No. Used | Ref. No. | Part No. | Description | No. Used |
|----------|----------|------------------------|----------|----------|----------|--------------------|----------|
| 1 | 76-4950 | Nut | 1 | 15 | 94-3251 | Nut | 1 |
| 2 | 76-4940 | Gear - Pump, Injection | 1 | 16 | 74-8710 | Washer | 1 |
| 3 | 94-3220 | Bracket | 1 | 17 | 93-5856 | Valve - Solenoid | 1 |
| 4 | 94-3225 | Screw | 2 | 18 | 94-3274 | O-Ring | 1 |
| 5 | 76-4930 | Washer | 3 | 19 | 94-3219 | Pump - Injection | 1 |
| 6 | 94-3165 | Nut | 4 | 20 | 94-3222 | Key | 1 |
| 7 | 74-8610 | Pin | 2 | 21 | 74-8870 | Gasket | 2 |
| 8 | 74-8630 | Bushing - Flange | 1 | 22 | 94-3249 | Tube - Outlet | 1 |
| 9 | 94-3224 | Washer - Flat | 2 | 23 | 94-3250 | Screw - Connection | 1 |
| 10 | 94-3164 | Washer - Spring | 6 | 24 | 94-3161 | Screw | 1 |
| 11 | 94-3221 | Screw | 1 | 25 | 94-3223 | Screw | 1 |
| 12 | 74-8650 | Journal | 1 | 26 | 76-4910 | Stud | 3 |
| 13 | 74-8690 | Union - Inlet | 1 | 27 | 94-9969 | Screw - Connection | 1 |
| 14 | 74-8680 | Gasket | 2 | 28 | 93-5835 | Screw - Purge | 1 |



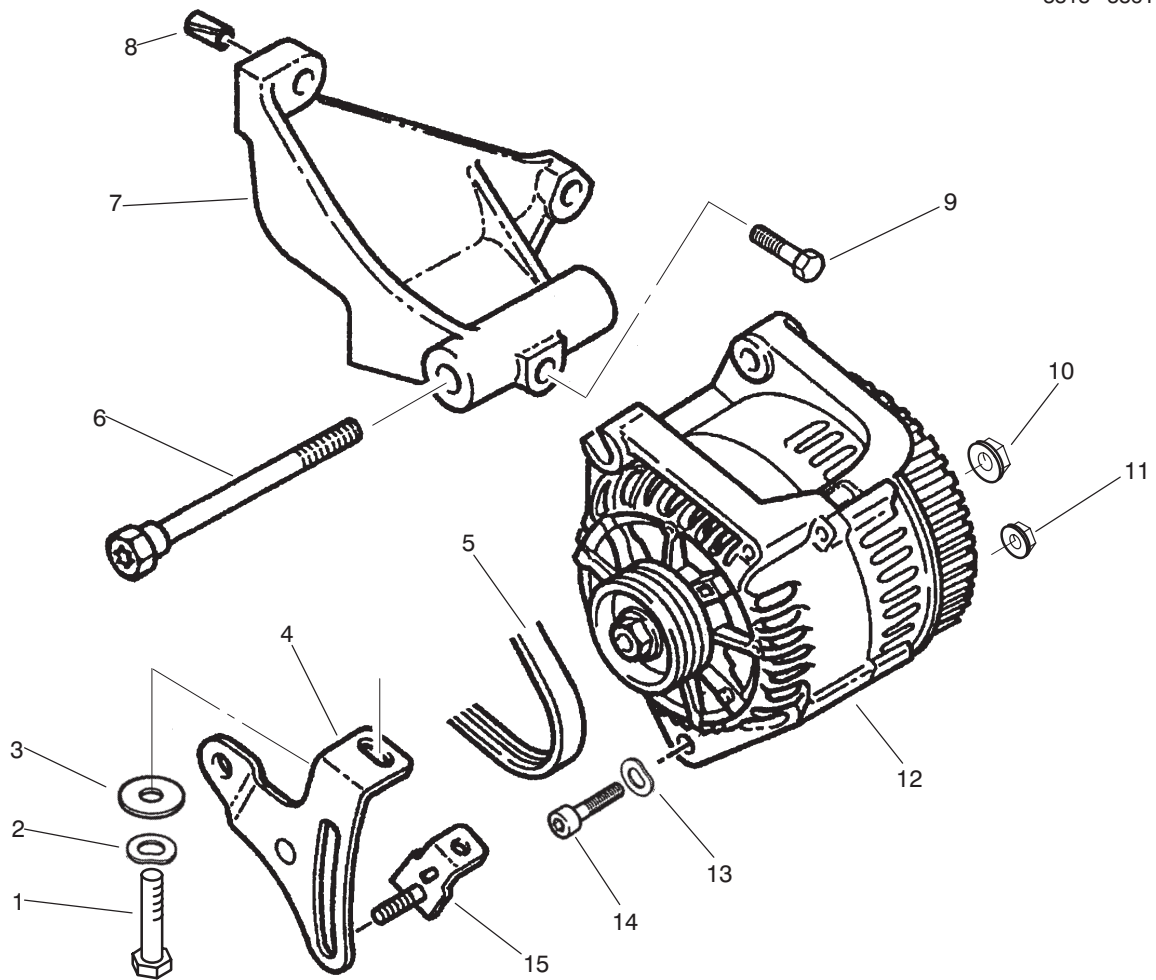
T-2145-1

FUEL INJECTOR ASSEMBLY

| Ref. No. | Part No. | Description | No. Used |
|----------|----------|-------------------|----------|
| 1 | 94-3230 | Hose | 1 |
| 2 | 76-5540 | Plug | 4 |
| 3 | 76-5530 | Gasket - Injector | 4 |
| 4 | 94-3226 | Gasket - Injector | 4 |
| 5 | 76-5520 | Holder - Injector | 4 |
| 6 | 94-3232 | Washer - 0.79 mm | 4 |
| * | 94-3233 | Washer - 0.82 mm | 4 |
| * | 94-3234 | Washer - 0.85 mm | 4 |
| * | 94-3235 | Washer - 0.88 mm | 4 |
| * | 94-3236 | Washer - 0.91 mm | 4 |
| * | 94-3237 | Washer - 0.94 mm | 4 |
| * | 94-3238 | Washer - 0.97 mm | 4 |
| * | 94-3239 | Washer - 1.00 mm | 4 |
| * | 94-3240 | Washer - 1.03 mm | 4 |
| * | 94-3241 | Washer - 1.06 mm | 4 |

| Ref. No. | Part No. | Description | No. Used |
|----------|----------|------------------|----------|
| 6 | 94-3242 | Washer - 1.30 mm | 4 |
| * | 94-3243 | Washer - 1.33 mm | 4 |
| * | 94-3244 | Washer - 1.36 mm | 4 |
| * | 94-3245 | Washer - 1.39 mm | 4 |
| * | 94-3246 | Washer - 1.42 mm | 4 |
| * | 94-3247 | Washer - 1.45 mm | 4 |
| * | 94-3248 | Washer - 1.48 mm | 4 |
| 7 | 94-3228 | Spring | 4 |
| 8 | 94-3227 | Spacer | 4 |
| 9 | 76-5600 | Injector | 4 |
| 10 | 74-8770 | Plug | 1 |
| 11 | 94-3229 | Union | 3 |
| 12 | 74-8750 | Pipe | 1 |
| 13 | 94-3231 | Bracket | 2 |

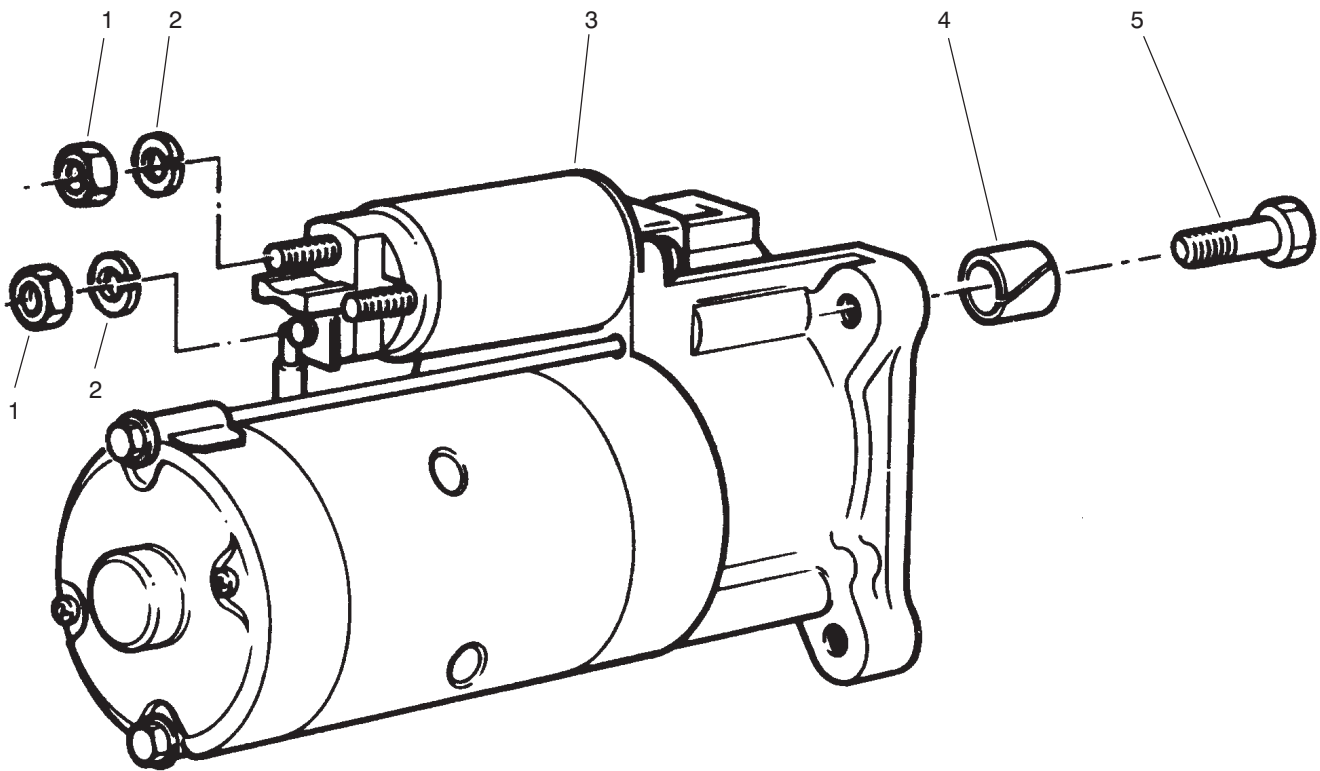
*Not Illustrated



T-2147-1

ALTERNATOR ASSEMBLY

| Ref. No. | Part No. | Description | No. Used | Ref. No. | Part No. | Description | No. Used |
|----------|----------|-----------------|----------|----------|----------|-----------------|----------|
| 1 | 76-5060 | Screw | 1 | 9 | 76-5000 | Screw | 1 |
| 2 | 76-5010 | Washer - Spring | 1 | 10 | 94-3262 | Nut | 1 |
| 3 | 94-3260 | Washer - Flat | 1 | 11 | 94-3261 | Nut | 1 |
| 4 | 94-3255 | Slide | 1 | 12 | 94-3252 | Alternator | 1 |
| 5 | 94-3256 | Belt | 1 | 13 | 94-3257 | Washer - Spring | 1 |
| 6 | 94-3254 | Screw | 1 | 14 | 94-3258 | Screw | 1 |
| 7 | 94-3253 | Bracket | 1 | 15 | 76-4990 | Bracket | 1 |
| 8 | 74-8610 | Pin | 2 | | | | |



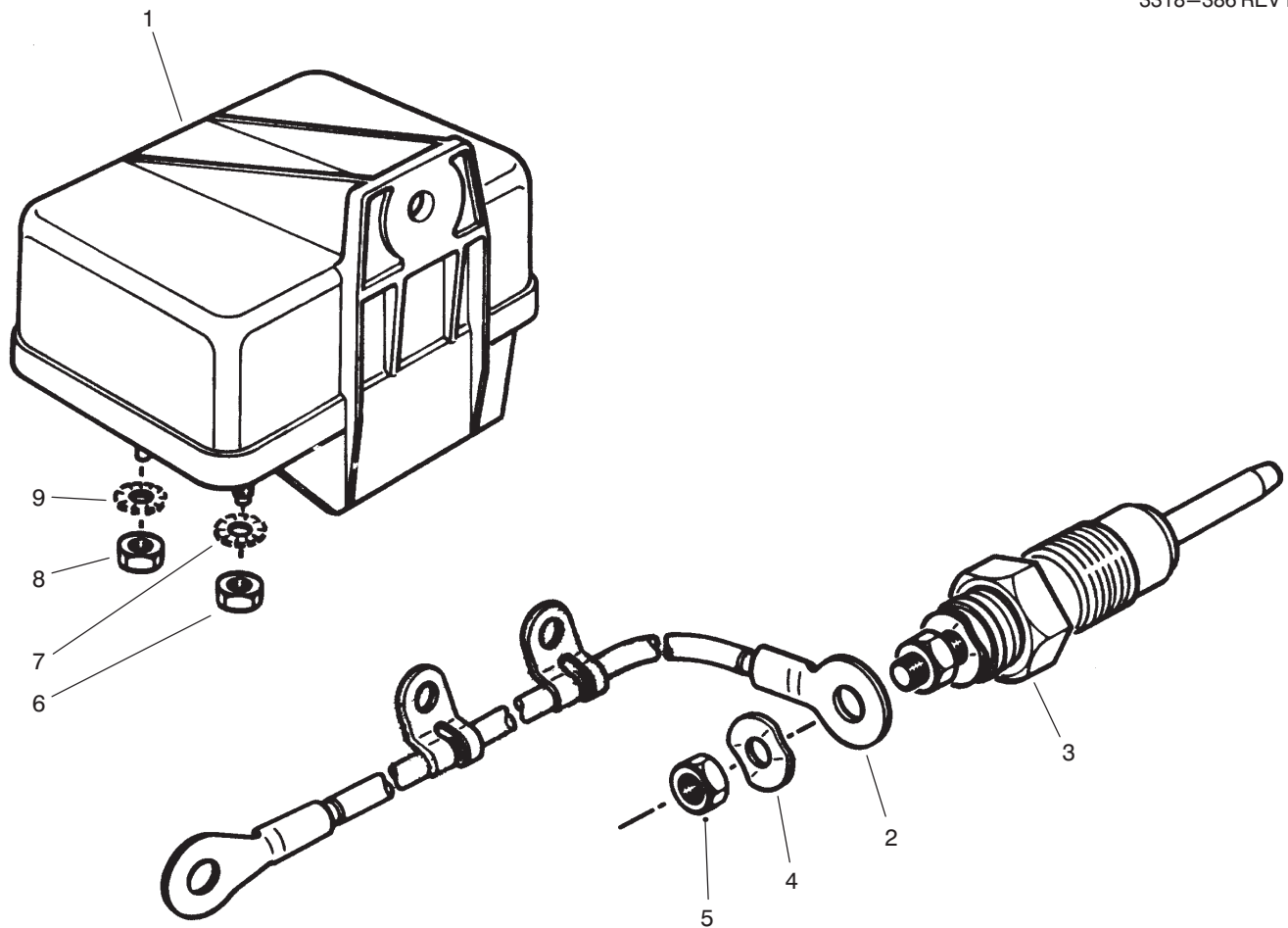
T-0968-1

STARTER ASSEMBLY

| Ref. No. | Part No. | Description | No. Used |
|----------|----------|-------------|----------|
| 1 | 46-0330 | Nut-Hex | 2 |
| 2 | 76-5570 | Washer-Lock | 2 |
| 3 | 94-3263 | Starter | 1 |

| Ref. No. | Part No. | Description | No. Used |
|----------|----------|--------------------|----------|
| 4 | 76-5590 | Sleeve - Spring | 1 |
| 5 | 48-7810 | Screw-Mounting | 3 |
| * | 94-3275 | Solenoid - Starter | 1 |

*Not Illustrated

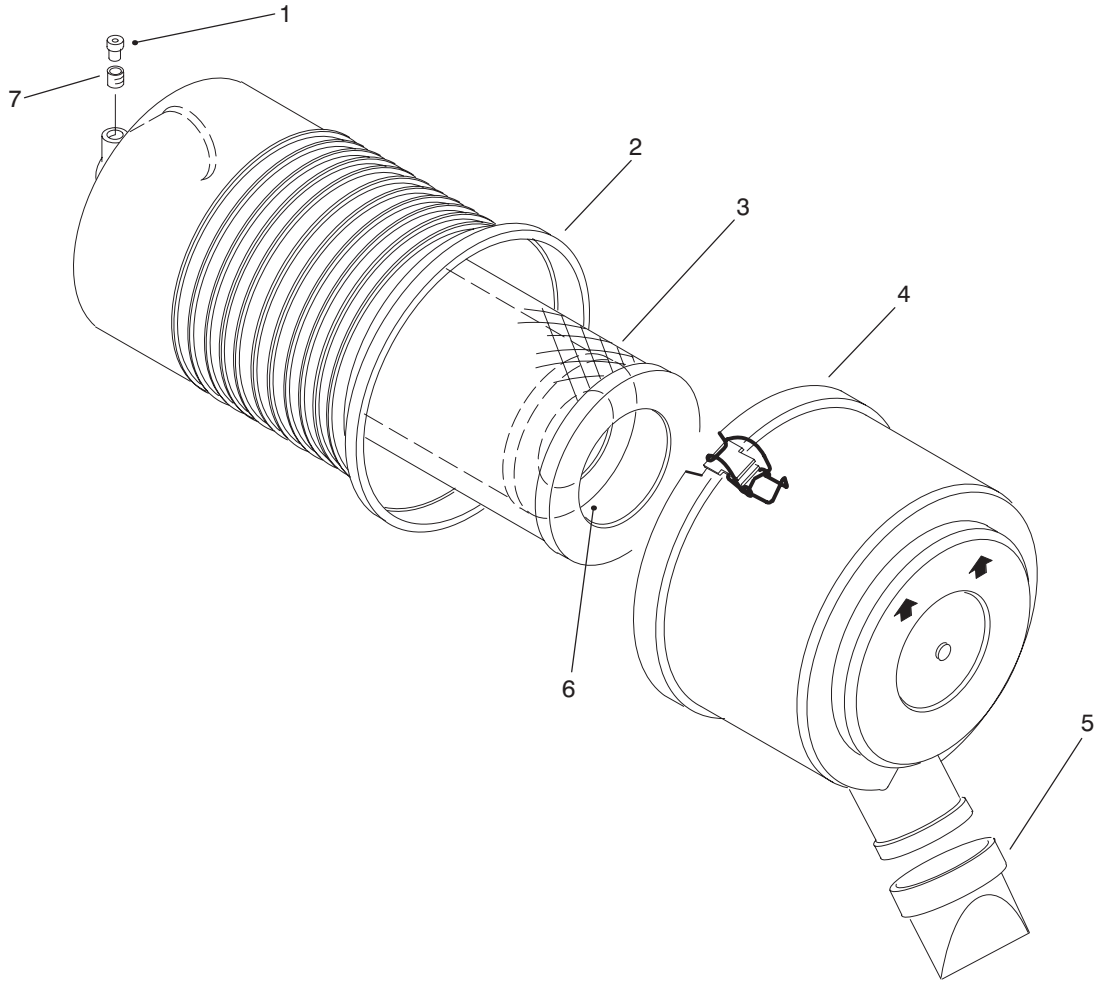


T-0972-1

GLOW PLUG & GLOW RELAY

| Ref. No. | Part No. | Description | No. Used |
|----------|----------|-------------------|----------|
| 1 | 76-5260 | Relay - Glow Plug | 1 |
| 2 | 94-3265 | Cable - Glow Plug | 4 |
| 3 | 94-3264 | Plug - Glow | 4 |
| 4 | 76-5290 | Washer - Spring | 4 |
| 5 | 94-3266 | Nut - Hex. | 4 |

| Ref. No. | Part No. | Description | No. Used |
|----------|----------|-------------------|----------|
| 6 | 94-3267 | Nut - Lock | 1 |
| 7 | 76-5310 | Washer - E.T.L.W. | 1 |
| 8 | 94-3251 | Nut - Lock | 1 |
| 9 | 74-8710 | Washer - E.T.L.W. | 1 |

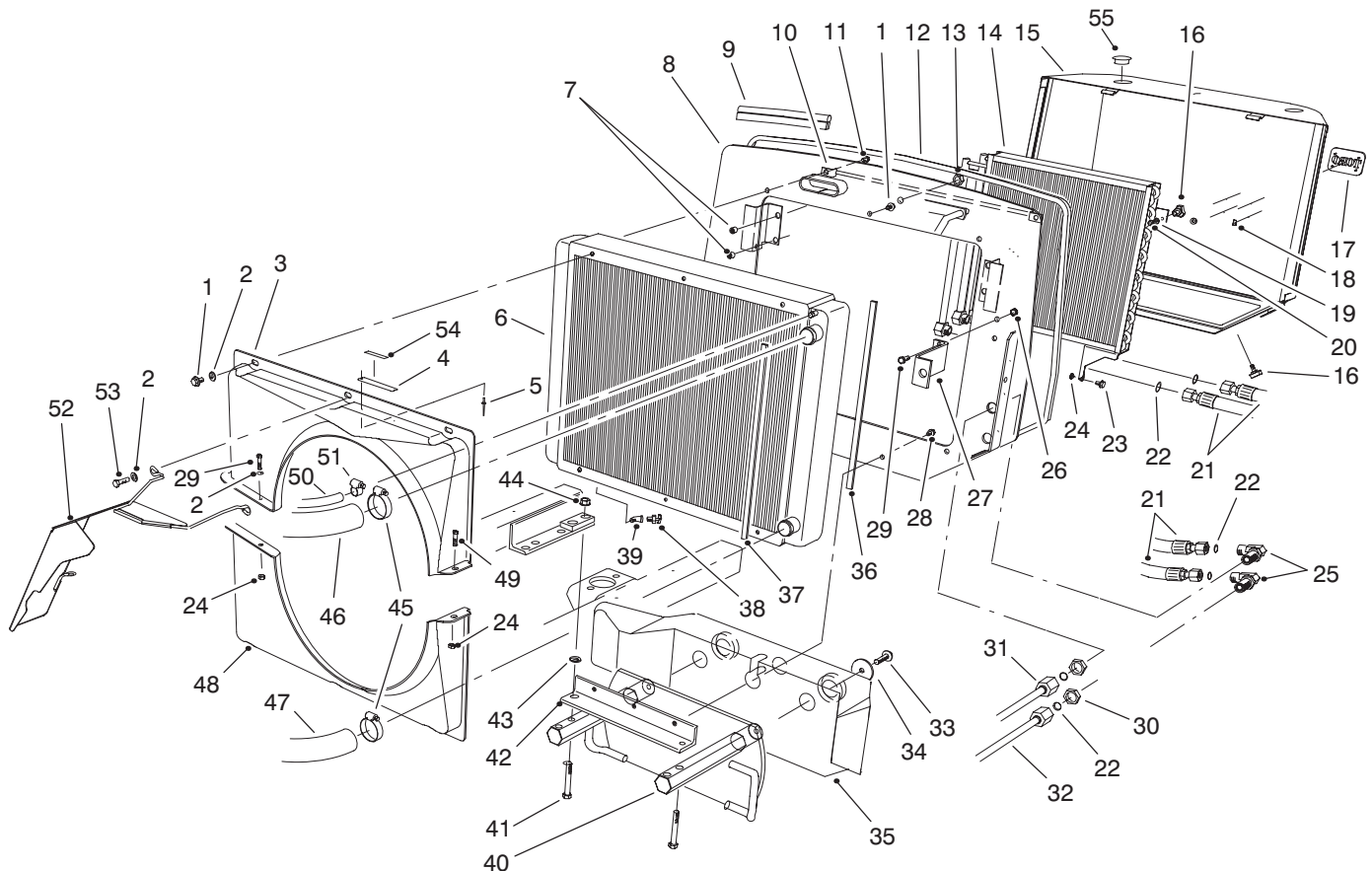


T-2076-1

AIR CLEANER ASSEMBLY NO. 93-7485

| Ref. No. | Part No. | Description | No. Used |
|----------|----------|------------------|----------|
| 1 | 93-9164 | Indicator | 1 |
| 2 | | Asm. - Body | 1 |
| 3 | 94-1412 | Filter - Primary | 1 |
| 4 | | Asm. - Cover | 1 |

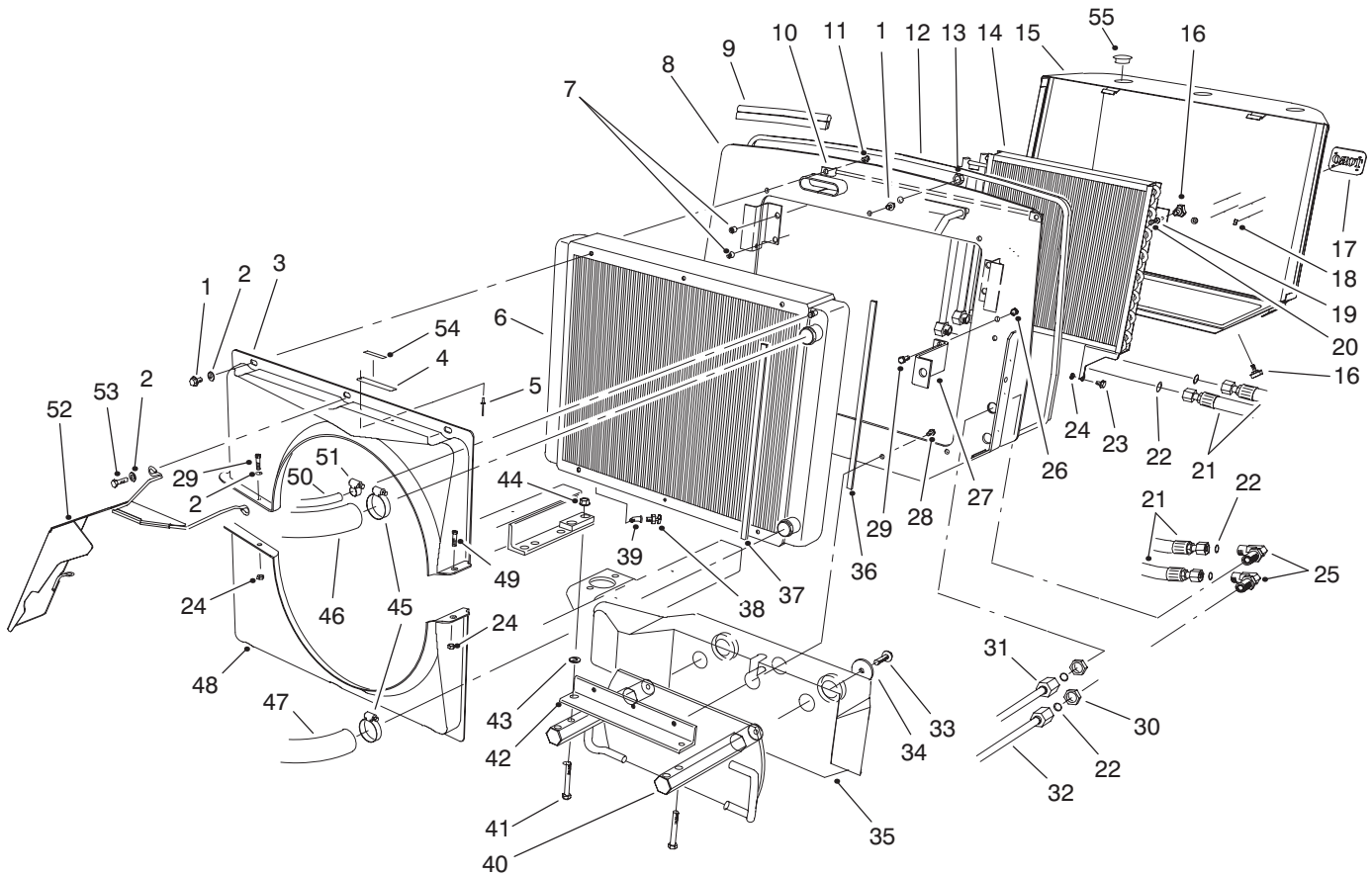
| Ref. No. | Part No. | Description | No. Used |
|----------|----------|------------------|----------|
| 5 | 94-1414 | Valve - Vacuator | 1 |
| 6 | 94-1413 | Filter - Safety | 1 |
| 7 | 94-1416 | Asm. - Adaptor | 1 |



T-1518-3

RADIATOR ASSEMBLY

| Ref. No. | Part No. | Description | No. Used | Ref. No. | Part No. | Description | No. Used |
|----------|----------|--|----------|----------|----------|---|----------|
| 1 | 3234-30 | Screw - Hex. Flange Hd. (US) | 10 | 22 | 237-65 | O-Ring | 6 |
| | | (Europe) | 8 | 23 | 37-8771 | Screw - Hex. Washer Hd. | 2 |
| 2 | 3256-23 | Washer - Flat (US) | 6 | 24 | 3296-47 | Nut - Lock | 5 |
| | | (Europe) | 7 | 25 | 340-72 | Fitting - Hydraulic 90° (Incl. Ref. #18) | 2 |
| 3 | 74-4980 | Shroud - Fan Upper | 1 | 26 | 32128-20 | Nut - Lock Flange | 2 |
| 4 | 76-8750 | Plate - Caution | 1 | 27 | 93-7244 | Bracket - Support | 1 |
| 5 | 3290-271 | Rivet - Pop | 2 | 28 | 3234-11 | Screw - Hex. Washer Hd. | 5 |
| 6 | 74-3410 | Radiator | 1 | 29 | 322-4 | Screw - Cap Hex. Hd. (US) | 2 |
| 7 | 32148-10 | Insert - Threaded | 4 | | | (Europe) | 3 |
| 8 | 93-7799 | Radiator Mount Assembly (Incl. Ref. #7) | 1 | 30 | 340-74 | Nut - Bulkhead | 2 |
| | | Seal - Hood | 1 | 31 | 74-6400 | Assembly - Tube | 1 |
| 9 | 94-5616 | Bracket Assembly - Screen | 1 | 32 | 94-5605 | Tube Assembly - Oil Cooler | 1 |
| 10 | 94-5621 | Screw - Hex. Hd. Flange | 2 | 33 | 325-34 | Screw - Hex. Flange Hd. | 2 |
| 11 | 3234-14 | Seal Strip - Screen | 1 | 34 | 88-1360 | Washer | 2 |
| 12 | 94-5622 | Nut - Hex. Lock | 2 | 35 | 92-9711 | Weight - Rear | 1 |
| 13 | 3296-23 | Oil Cooler Assembly | 1 | 36 | 76-6381 | Seal - Strip | 2 |
| 14 | 82-3740 | Screen Assembly | 1 | 37 | 76-6382 | Seal - Strip | 2 |
| 15 | 94-5612 | Retainer - Cover | 4 | 38 | 304-46 | Drain Cock | 1 |
| 16 | 77-3620 | Plate - Logo, TORO | 1 | 39 | 2811-1 | Fitting - 45° Elbow | 1 |
| 17 | 93-6028 | Nut - Tinnerman | 4 | 40 | 92-7781 | Weight - Rear | 1 |
| 18 | 94-2638 | Washer - Flat | 2 | 41 | 325-35 | Screw - Cap Hex. Hd. | 2 |
| 19 | 3256-3 | Retainer - Push-On | 2 | 42 | 74-5460 | Angle Radiator Support | 1 |
| 20 | 32151-72 | Hose - Hydraulic | 2 | 43 | 3256-26 | Washer - Flat | 2 |
| 21 | 94-8010 | | 2 | 44 | 32128-49 | Nut - Hex. Flange | 2 |

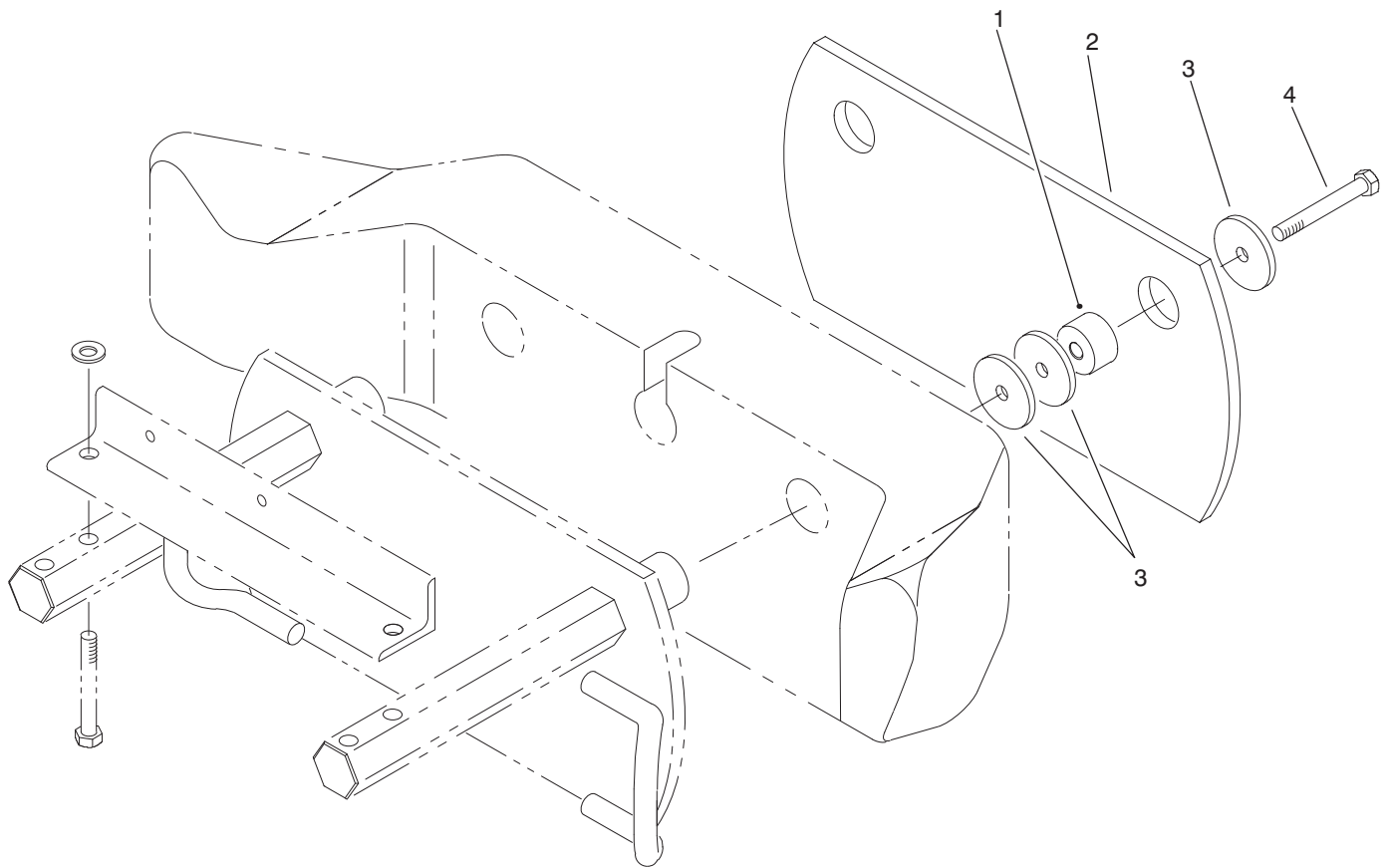


T-1518-3

RADIATOR ASSEMBLY (Continued)

| Ref. No. | Part No. | Description | No. Used |
|----------|----------|------------------------------|----------|
| 45 | 2412-3 | Clamp - Hose | 2 |
| 46 | 94-1418 | Hose - Radiator, Upper | 1 |
| 47 | 74-6020 | Hose - Radiator, Lower | 1 |
| 48 | 74-4990 | Shroud - Fan, Bottom | 1 |
| 49 | 322-3 | Screw - Cap Hex. Hd. (US) | 3 |
| | | (Europe) | 2 |

| Ref. No. | Part No. | Description | No. Used |
|----------|----------|-------------------------------------|----------|
| 50 | 94-5625 | Hose - Radiator, Overflow | 1 |
| 51 | 2412-36 | Clamp - Hose | 1 |
| 52 | 94-5635 | Guard - Fan (Europe) | 1 |
| 53 | 3234-5 | Screw - Hex. Flange Hd. (Europe) | 2 |
| 54 | 93-6681 | Decal - Warning (Europe) | 1 |
| 55 | 2410-64 | Plug - Hole | 3 |

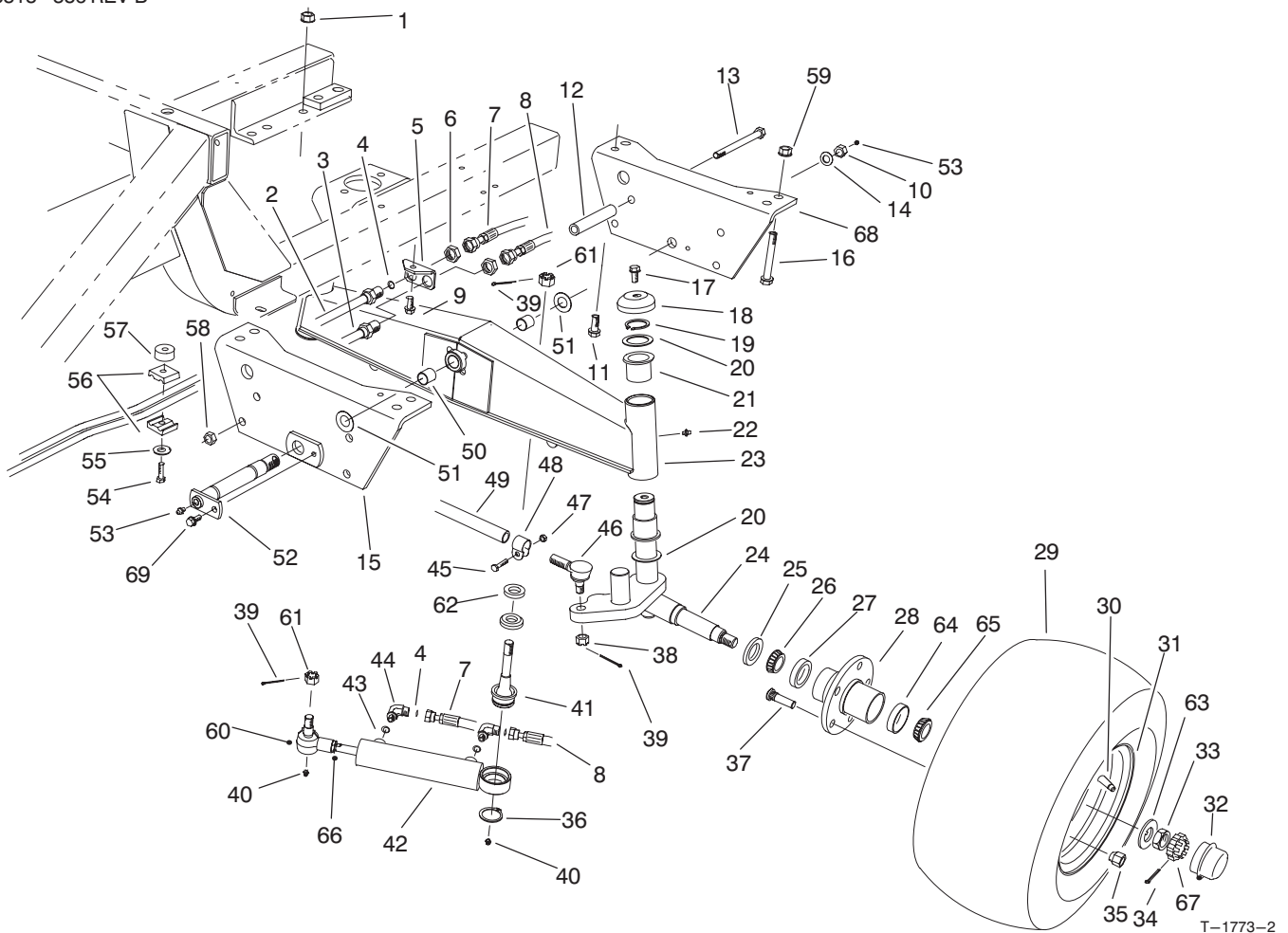


T-1946-1

ADDITIONAL WEIGHT ASSEMBLY

| Ref. No. | Part No. | Description | No. Used |
|----------|----------|-------------|----------|
| 1 | 84-1570 | Spacer | 2 |
| 2 | 88-1220 | Plate | 2 |

| Ref. No. | Part No. | Description | No. Used |
|----------|----------|----------------------|----------|
| 3 | 88-1360 | Washer - Rear Weight | 6 |
| 4 | 325-18 | Screw - Cap Hex. Hd. | 2 |

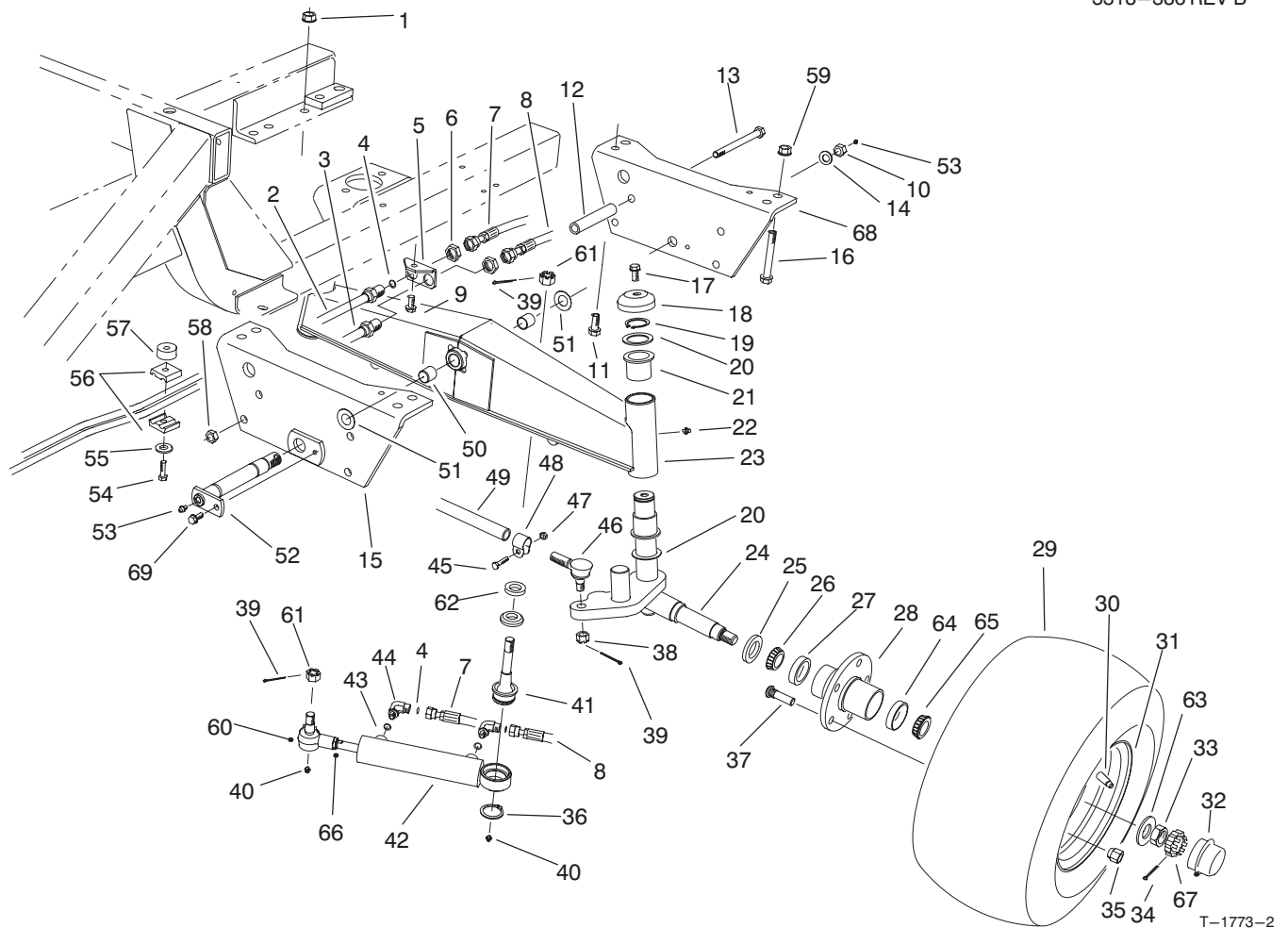


REAR AXLE ASSEMBLY (Model No. 30450)

| Ref. No. | Part No. | Description | No. Used |
|----------|----------|--|----------|
| 1 | 32128-23 | Nut - Flange Lock | 6 |
| 2 | 86-5780 | Tube - Hydraulic L.H. (Incl. Ref. #4) | 1 |
| 3 | 86-5790 | Tube - Hydraulic R.H. (Incl. Ref. #4) | 1 |
| 4 | 237-22 | Seal - O-Ring | 4 |
| 5 | 74-6450 | Bracket - Bulkhead | 1 |
| 6 | 340-70 | Nut - Bulkhead | 2 |
| 7 | 86-3130 | Hose - Hydraulic Rod End | 1 |
| 8 | 86-3120 | Hose - Hydraulic Cap End | 1 |
| 9 | 32144-11 | Screw - Hex. Flange Hd. | 1 |
| 10 | 94-8000 | Nut - Lock | 1 |
| 11 | 3234-32 | Screw - Hex. Flange Hd. | 6 |
| 12 | 76-8350 | Stop - Axle | 2 |
| 13 | 325-20 | Screw - Cap Hex. Hd. | 2 |
| 14 | 3256-29 | Washer - Flat | 1 |
| 15 | 93-7241 | Plate - Axle Pivot Front | 1 |
| 16 | 325-35 | Screw - Cap Hex. Hd. | 2 |
| 17 | 3234-12 | Screw - Cap Hex. Hd. | 2 |
| 18 | 69-8890 | Cap - Spindle | 2 |
| 19 | 32151-10 | Ring - Retaining | 2 |
| 20 | 62-2170 | Washer - Thrust | 4 |
| 21 | 69-6470 | Bushing - Flange | 4 |
| 22 | 302-11 | Fitting - Grease | 2 |
| 23 | 94-5607 | Rear Axle Assembly (Incl. Ref. #21-22 & 50) | 1 |

| Ref. No. | Part No. | Description | No. Used |
|----------|-----------|---|----------|
| 24 | 92-9725 | Spindle - L.H. | 1 |
| * | 92-9724 | Spindle - R.H. | 1 |
| 25 | 69-2980 | Seal - Inner | 2 |
| 26 | 254-106 | Cone - Bearing | 2 |
| 27 | 254-107 | Cup - Bearing | 2 |
| 28 | 92-9651 | Hub - Wheel (Incl. Ref. #27, 37, & 64) | 2 |
| 29 | 86-5910 | Tire | 2 |
| 30 | 232-27 | Stem - Valve | 2 |
| 31 | 217-125 | Rim | 2 |
| 32 | 69-2970 | Cap - Hub | 2 |
| 33 | 3220-7 | Nut - Jam | 2 |
| 34 | 3272-13 | Pin - Cotter | 2 |
| 35 | 242-50 | Nut - Lug | 10 |
| 36 | 32151-104 | Ring - Retaining | 1 |
| 37 | 92-9652 | Stud - Drive | 10 |
| 38 | 32136-13 | Nut - Slotted | 2 |
| 39 | 3272-12 | Pin - Cotter | 4 |
| 40 | 302-5 | Fitting - Grease | 2 |
| 41 | 92-5839 | Ball Joint | 1 |
| 42 | 92-6585 | Hydraulic Cylinder Assy. | 1 |
| 43 | 237-78 | Seal - O-Ring | 2 |
| 44 | 340-97 | Fitting - Hydraulic 90° (Incl. Ref. #4 & 43) | 2 |
| 45 | 3210-5 | Screw - Cap Hex. Hd. | 2 |

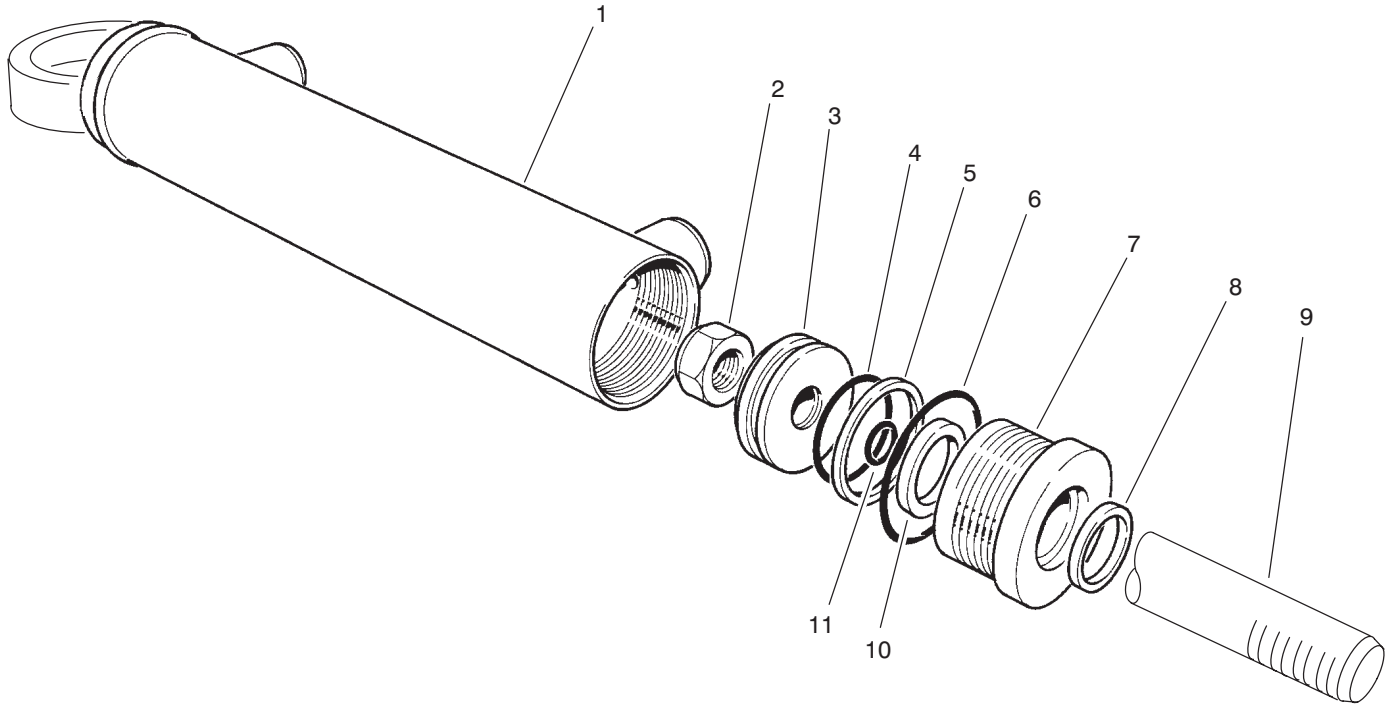
*Not Illustrated



REAR AXLE ASSEMBLY (Model No. 30450) (Continued)

| Ref. No. | Part No. | Description | No. Used | Ref. No. | Part No. | Description | No. Used |
|----------|----------|---|----------|----------|----------|---|----------|
| 46 | 2411-46 | Joint - Ball L.H. (Incl. Ref. #38) | 1 | 57 | 80-8660 | Spacer | 1 |
| * | 2411-45 | Joint - Ball R.H. (Incl. Ref. #38) | 1 | 58 | 3296-45 | Nut - Lock | 2 |
| 47 | 32152-5 | Nut - Lock | 2 | 59 | 32128-49 | Nut - Lock | 2 |
| 48 | 2412-122 | Clamp Assembly (Incl. Ref. #45 & 47) | 2 | 60 | 92-5837 | Assembly - Rod End | 1 |
| 49 | 2412-123 | Tie Rod Assembly (Incl. Ref. #45, & 47-48) | 1 | 61 | 32136-14 | Nut - Hex. Slotted Hd. | 2 |
| 50 | 94-5603 | Bushing - Sleeve | 2 | 62 | 92-5833 | Spacer - Ball Joint | 1 |
| 51 | 93-7247 | Washer - Thrust | 2 | 63 | 93-0309 | Washer - Tab | 2 |
| 52 | 93-7249 | Pin - Axle Pivot | 1 | 64 | 254-72 | Cup - Bearing | 2 |
| 53 | 302-2 | Fitting - Grease | 2 | 65 | 254-92 | Cone - Bearing | 2 |
| 54 | 32104-37 | Screw - Cap Hex. Hd. | 1 | 66 | 3220-11 | Nut - Jam | 1 |
| 55 | 3256-71 | Washer - Flat | 1 | 67 | 93-0307 | Nut - Retainer, Lock | 2 |
| 56 | 56-7973 | Clamp - Tube | 2 | 68 | 93-7240 | Plate - Axle Pivot Rear | 1 |
| | | | | 69 | 32144-41 | Screw - Hex. Flange Hd. | 1 |
| | | | | * | 74-5940 | Assembly - Tie Rod (Incl. Ref. #39, & 45-49) | 1 |

*Not Illustrated



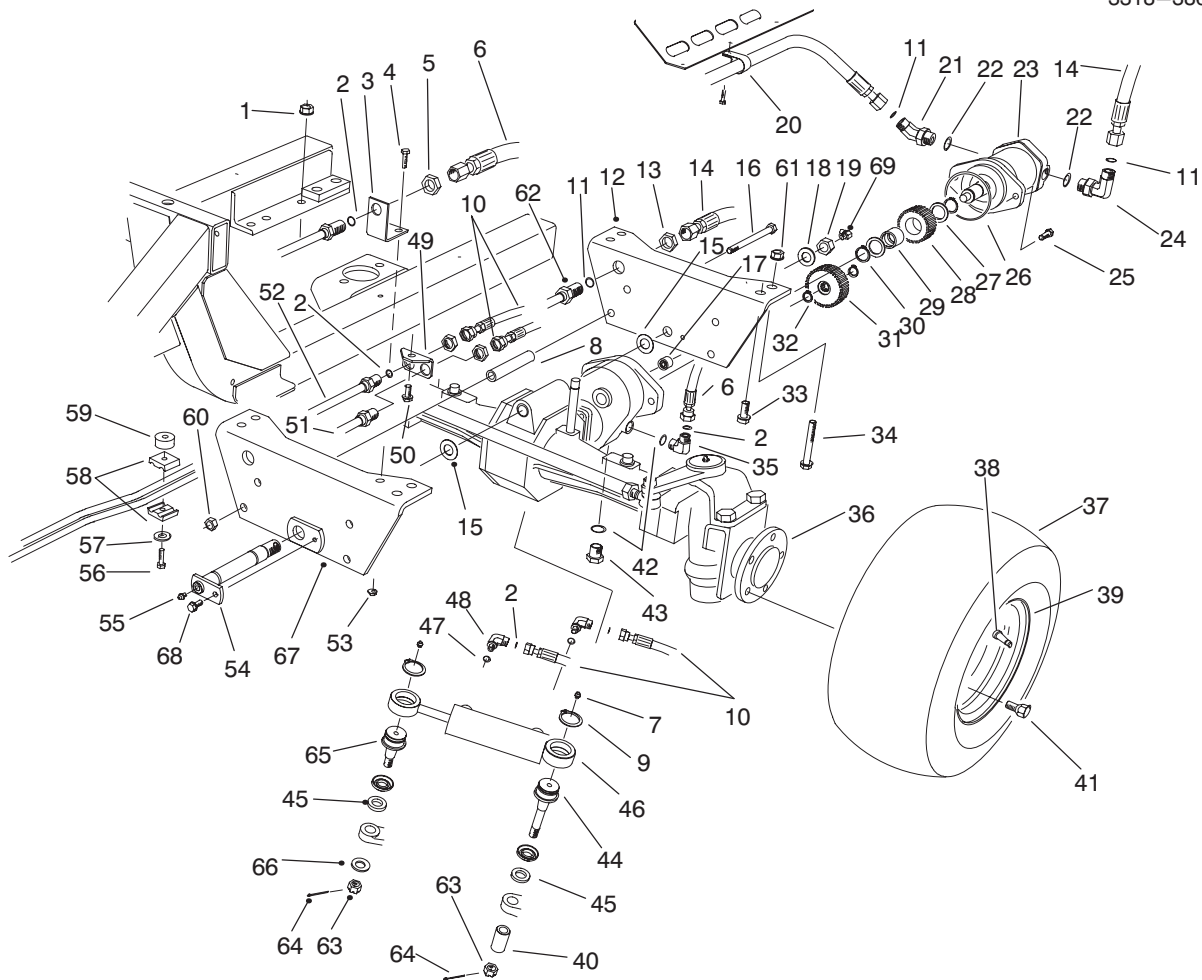
T-1775-1

HYDRAULIC CYLINDER NO. 92-6585 (Model No. 30450)

| Ref. No. | Part No. | Description | No. Used |
|----------|----------|-------------------|----------|
| 1 | 92-6590 | Butt & Tube Assy. | 1 |
| 2 | 66-1930 | Nut-Lock | 1 |
| 3 | 88-3670 | Piston | 1 |
| 4 | | O-Ring | 1 |
| 5 | | Seal-Teflon | 1 |
| 6 | | O-Ring | 1 |
| 7 | 92-6592 | Gland | 1 |

| Ref. No. | Part No. | Description | No. Used |
|----------|----------|--|----------|
| 8 | | Wiper | 1 |
| 9 | 92-6591 | Rod-Piston | 1 |
| 10 | | U-Cup | 1 |
| 11 | | O-Ring | 1 |
| * | 92-6594 | Seal Kit (Incl. Ref. #4-6, 8, 10 & 11) | 1 |

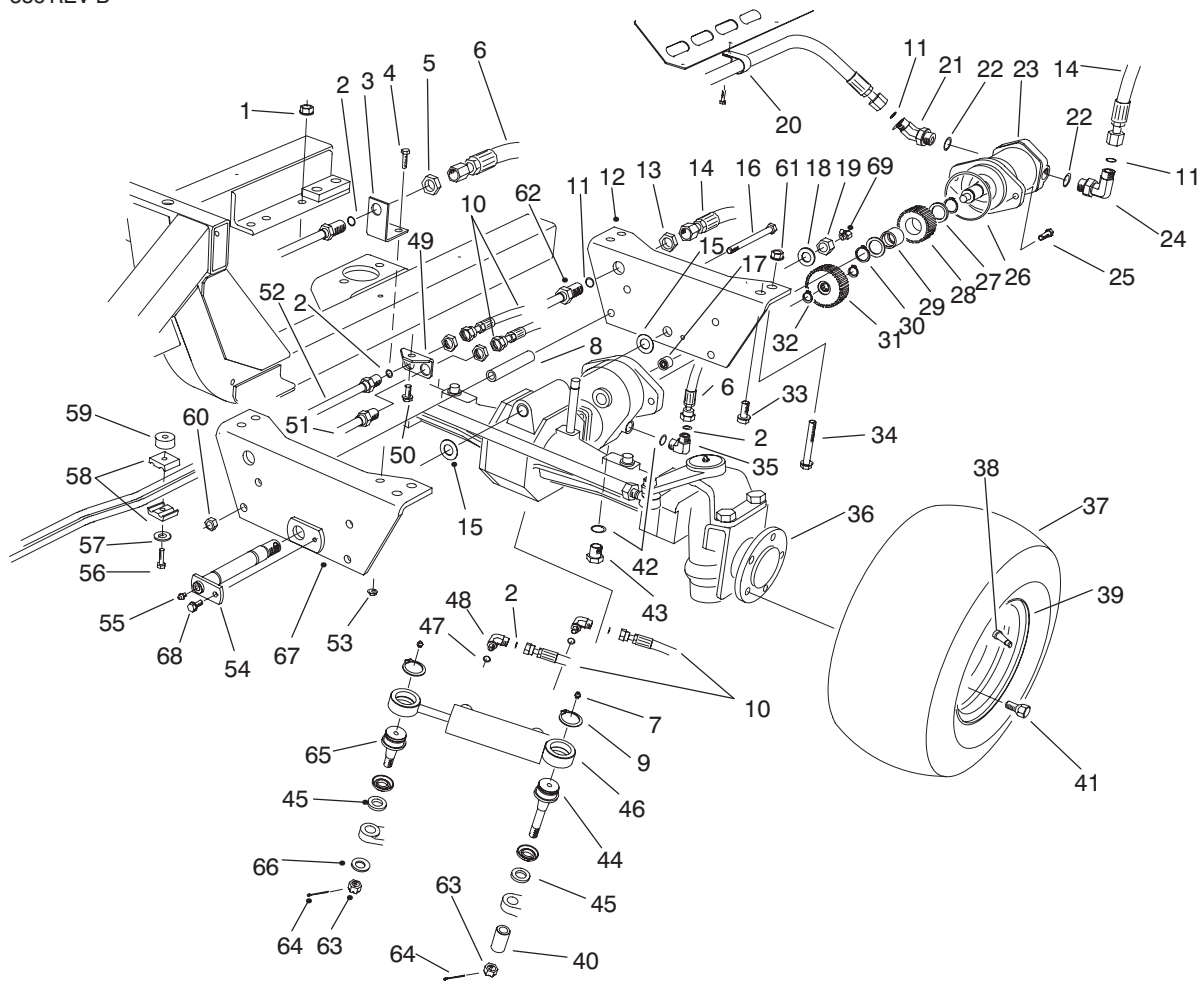
*Not Illustrated



T-1774-3

REAR AXLE ASSEMBLY (Model No. 30455 Serial No. 60300-60351 & 60428-Up)

| Ref. No. | Part No. | Description | No. Used | Ref. No. | Part No. | Description | No. Used |
|----------|-----------|--|----------|----------|----------|--|----------|
| 1 | 32128-23 | Nut - Flange Lock | 6 | 24 | 340-139 | Fitting - Hydraulic 90° (Incl. Ref. #11 & 22) | 1 |
| 2 | 237-22 | Seal - O-Ring | 6 | 25 | 325-4 | Screw - Cap Hex. Hd. | 2 |
| 3 | 76-9290 | Bracket - Bulkhead | 1 | 26 | 237-166 | O-Ring | 1 |
| 4 | 3234-4 | Screw - Cap Hex. Hd. | 1 | 27 | 71-4590 | Washer - Thrust | 2 |
| 5 | 340-70 | Nut - Bulkhead | 3 | 28 | 92-5825 | Gear - Motor | 1 |
| 6 | 86-3140 | Hose - Hydraulic | 1 | 29 | 71-4580 | Roller - Clutch | 1 |
| 7 | 302-5 | Fitting - Grease | 2 | 30 | 32151-96 | Ring - Retaining | 2 |
| 8 | 76-8350 | Stop - Axle | 2 | 31 | 92-5826 | Gear - Axle | 1 |
| 9 | 32151-104 | Ring - Retaining | 2 | 32 | 32120-15 | Ring - Retaining | 2 |
| 10 | 76-9590 | Hose - Hydraulic | 2 | 33 | 3234-32 | Screw - Hex. Flange Hd. | 6 |
| 11 | 237-65 | O-Ring | 9 | 34 | 325-35 | Screw - Cap Hex. Hd. | 2 |
| 12 | 93-7240 | Plate - Axle Pivot Rear | 1 | 35 | 340-77 | Fitting - Hydraulic | 1 |
| 13 | 340-74 | Nut - Bulkhead | 1 | 36 | 93-7780 | Axle - 4wd | 1 |
| 14 | 86-2730 | Hose - Hydraulic | 1 | 37 | 86-5910 | Tire | 2 |
| 15 | 93-7247 | Washer - Thrust | 2 | 38 | 217-125 | Rim | 2 |
| 16 | 325-20 | Screw - Cap Hex. Hd. | 2 | 39 | 232-27 | Stem - Valve | 2 |
| 17 | 74-5700 | Bearing - Needle | 1 | 40 | 92-5844 | Spacer - Ball Joint | 1 |
| 18 | 3256-29 | Washer - Flat | 1 | 41 | 74-5500 | Bolt - Wheel | 10 |
| 19 | 94-8000 | Nut - Lock | 1 | 42 | 237-42 | O-Ring | 2 |
| 20 | 2412-74 | Clamp - R | 1 | 43 | 353-508 | Plug | 1 |
| 21 | 340-156 | Fitting - Hydraulic 45° (Incl. Ref. #11 & 22) | 1 | 44 | 92-5839 | Ball Joint | 1 |
| 22 | 237-81 | O-Ring | 2 | 45 | 92-5833 | Spacer - Ball Joint | 2 |
| 23 | 76-6580 | Motor - Hydraulic | 1 | 46 | 92-6584 | Cylinder - Hydraulic | 1 |
| | | | | 47 | 237-78 | O-Ring | 2 |

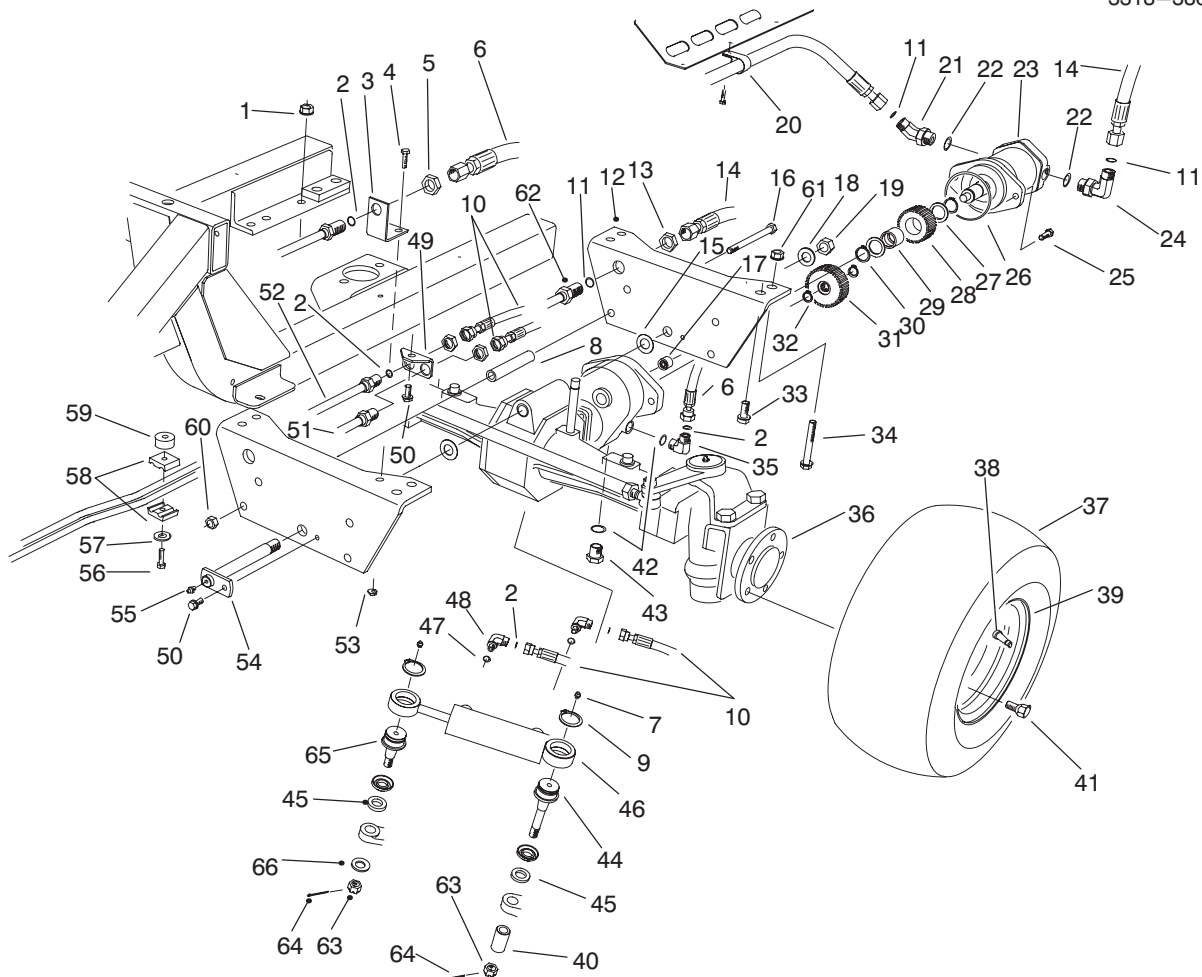


T-1774-3

REAR AXLE ASSEMBLY (Model No. 30455 Serial No. 60300-60351 & 60428-Up) (Continued)

| Ref. No. | Part No. | Description | No. Used |
|----------|----------|---|----------|
| 48 | 340-97 | Fitting - Hydraulic 90° (Incl. Ref. #2 & 47) | 2 |
| 49 | 74-6450 | Bracket - Bulkhead | 1 |
| 50 | 32144-11 | Screw - Hex. Washer Hd. | 1 |
| 51 | 86-5790 | Tube Assembly LH Rear | 1 |
| 52 | 86-5780 | Tube Assembly RH Rear | 1 |
| 53 | 32128-33 | Nut - Flange, Lock | 1 |
| 54 | 93-7249 | Pin - Axle Pivot | 1 |
| 55 | 302-2 | Fitting - Grease | 1 |
| 56 | 32104-37 | Screw - Cap Hex. Hd. | 1 |
| 57 | 3256-71 | Washer - Flat | 1 |
| 58 | 56-7973 | Clamp - Hose | 2 |

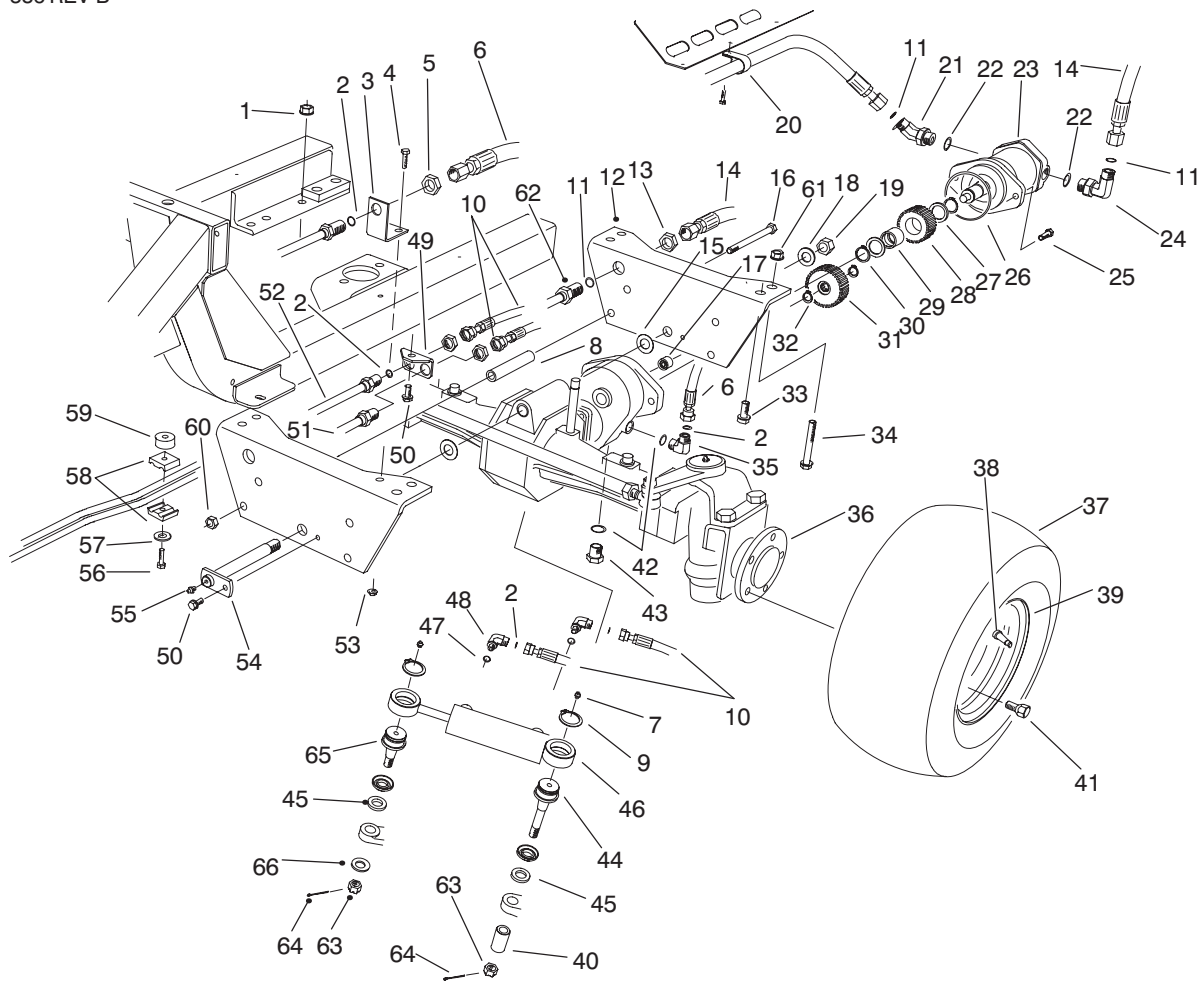
| Ref. No. | Part No. | Description | No. Used |
|----------|----------|--------------------------|----------|
| 59 | 80-8660 | Spacer | 1 |
| 60 | 3296-45 | Nut - Lock | 2 |
| 61 | 32128-49 | Nut - Lock | 2 |
| 62 | 86-2770 | Assembly - Tube | 1 |
| 63 | 32136-14 | Nut - Hex. Slotted Hd. | 2 |
| 64 | 3272-12 | Pin - Cotter | 2 |
| 65 | 92-5838 | Ball Joint | 1 |
| 66 | 92-5836 | Washer - Axle | 1 |
| 67 | 93-7241 | Plate - Axle Pivot Front | 1 |
| 68 | 32144-41 | Screw - Hex. Flange Hd. | 1 |
| 69 | 302-33 | Fitting - Grease 90° | 1 |



T-1774-1

REAR AXLE ASSEMBLY (Model No. 30455 Serial No. 60352-60427)

| Ref. No. | Part No. | Description | No. Used | Ref. No. | Part No. | Description | No. Used |
|----------|-----------|--|----------|----------|----------|---|----------|
| 1 | 32128-23 | Nut - Flange Lock | 6 | 25 | 325-4 | Screw - Cap Hex. Hd. | 2 |
| 2 | 237-22 | Seal - O-Ring | 6 | 26 | 237-166 | O-Ring | 1 |
| 3 | 76-9290 | Bracket - Bulkhead | 1 | 27 | 71-4590 | Washer - Thrust | 2 |
| 4 | 3234-4 | Screw - Cap Hex. Hd. | 1 | 28 | 92-5825 | Gear - Motor | 1 |
| 5 | 340-70 | Nut - Bulkhead | 3 | 29 | 71-4580 | Roller - Clutch | 1 |
| 6 | 86-3140 | Hose - Hydraulic | 1 | 30 | 32151-96 | Ring - Retaining | 2 |
| 7 | 302-5 | Fitting - Grease | 2 | 31 | 92-5826 | Gear - Axle | 1 |
| 8 | 76-8350 | Stop - Axle | 2 | 32 | 32120-15 | Ring - Retaining | 2 |
| 9 | 32151-104 | Ring - Retaining | 2 | 33 | 3234-32 | Screw - Hex. Flange Hd. | 6 |
| 10 | 76-9590 | Hose - Hydraulic | 2 | 34 | 325-35 | Screw - Cap Hex. Hd. | 2 |
| 11 | 237-65 | O-Ring | 9 | 35 | 340-77 | Fitting - Hydraulic | 1 |
| 12 | 84-1170 | Plate - Axle | 2 | 36 | 74-5621 | Axle - 4wd | 1 |
| 13 | 340-74 | Nut - Bulkhead | 1 | 37 | 86-5910 | Tire | 2 |
| 14 | 86-2730 | Hose - Hydraulic | 1 | 38 | 217-125 | Rim | 2 |
| 15 | 76-6570 | Washer - Thrust | 2 | 39 | 232-27 | Stem - Valve | 2 |
| 16 | 325-20 | Screw - Cap Hex. Hd. | 2 | 40 | 92-5844 | Spacer - Ball Joint | 1 |
| 17 | 74-5700 | Bearing - Needle | 1 | 41 | 74-5500 | Bolt - Wheel | 10 |
| 18 | 3256-28 | Washer - Flat | 1 | 42 | 237-42 | O-Ring | 2 |
| 19 | 3296-51 | Nut - Lock | 1 | 43 | 353-508 | Plug | 1 |
| 20 | 2412-74 | Clamp - R | 1 | 44 | 92-5839 | Ball Joint | 1 |
| 21 | 340-156 | O-Ring | 1 | 45 | 92-5833 | Spacer - Ball Joint | 2 |
| 22 | 237-81 | O-Ring | 2 | 46 | 92-6584 | Cylinder - Hydraulic | 1 |
| 23 | 76-6580 | Motor - Hydraulic | 1 | 47 | 237-78 | O-Ring | 2 |
| 24 | 340-139 | Fitting - Hydraulic 90° (Incl. Ref. #11 & 22) | 1 | 48 | 340-97 | Fitting - Hydraulic 90° (Incl. Ref. #2 & 47) | 2 |

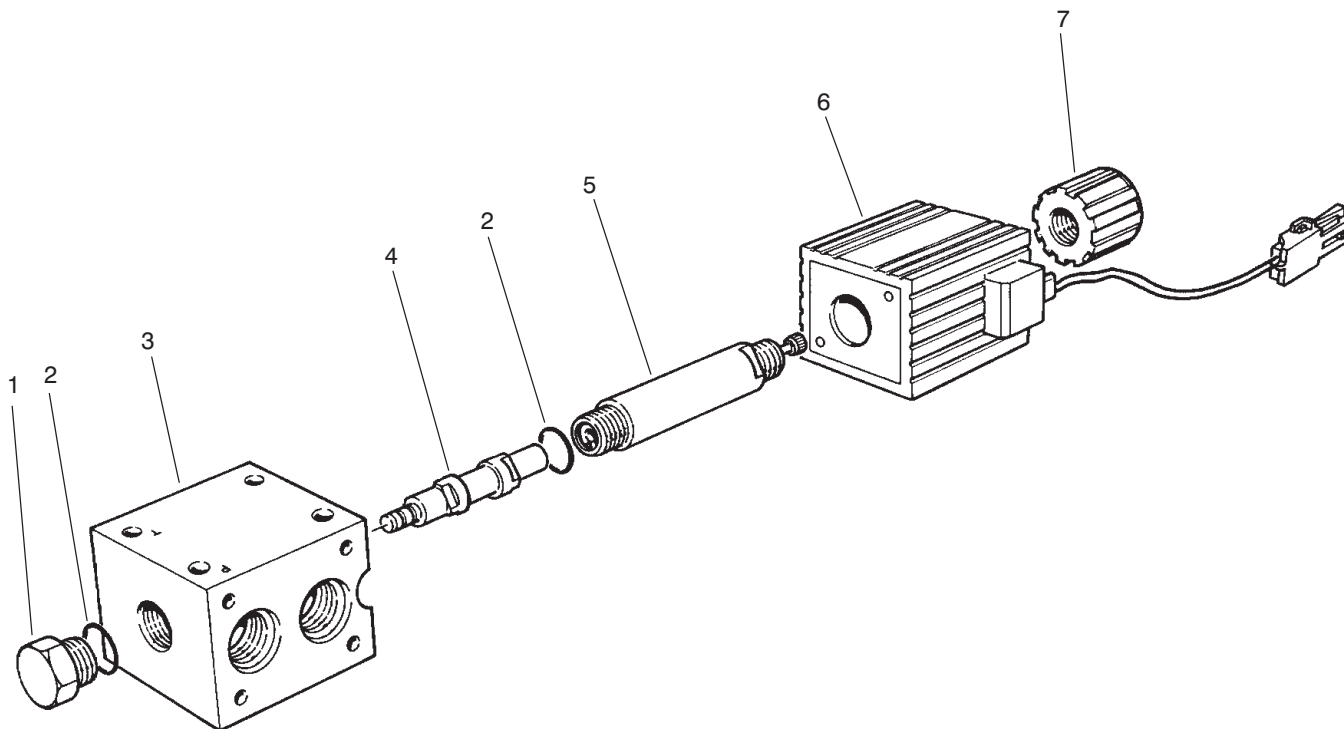


T-1774-1

REAR AXLE ASSEMBLY (Model No. 30455 Serial No. 60352-60427) (Continued)

| Ref. No. | Part No. | Description | No. Used |
|----------|----------|-------------------------|----------|
| 49 | 74-6450 | Bracket - Bulkhead | 1 |
| 50 | 32144-11 | Screw - Hex. Washer Hd. | 2 |
| 51 | 86-5790 | Tube Assembly LH Rear | 1 |
| 52 | 86-5780 | Tube Assembly RH Rear | 1 |
| 53 | 32128-33 | Nut - Flange, Lock | 1 |
| 54 | 74-5250 | Pin - Axle Pivot | 1 |
| 55 | 302-2 | Fitting - Grease | 1 |
| 56 | 32104-37 | Screw - Cap Hex. Hd. | 1 |
| 57 | 3256-23 | Washer - Flat | 1 |

| Ref. No. | Part No. | Description | No. Used |
|----------|----------|------------------------|----------|
| 58 | 56-7973 | Clamp - Hose | 2 |
| 59 | 80-8660 | Spacer | 1 |
| 60 | 3296-45 | Nut - Lock | 2 |
| 61 | 32128-49 | Nut - Lock | 2 |
| 62 | 86-2770 | Assembly - Tube | 1 |
| 63 | 32136-14 | Nut - Hex. Slotted Hd. | 2 |
| 64 | 3272-12 | Pin - Cotter | 2 |
| 65 | 92-5838 | Ball Joint | 1 |
| 66 | 92-5836 | Washer - Axle | 1 |

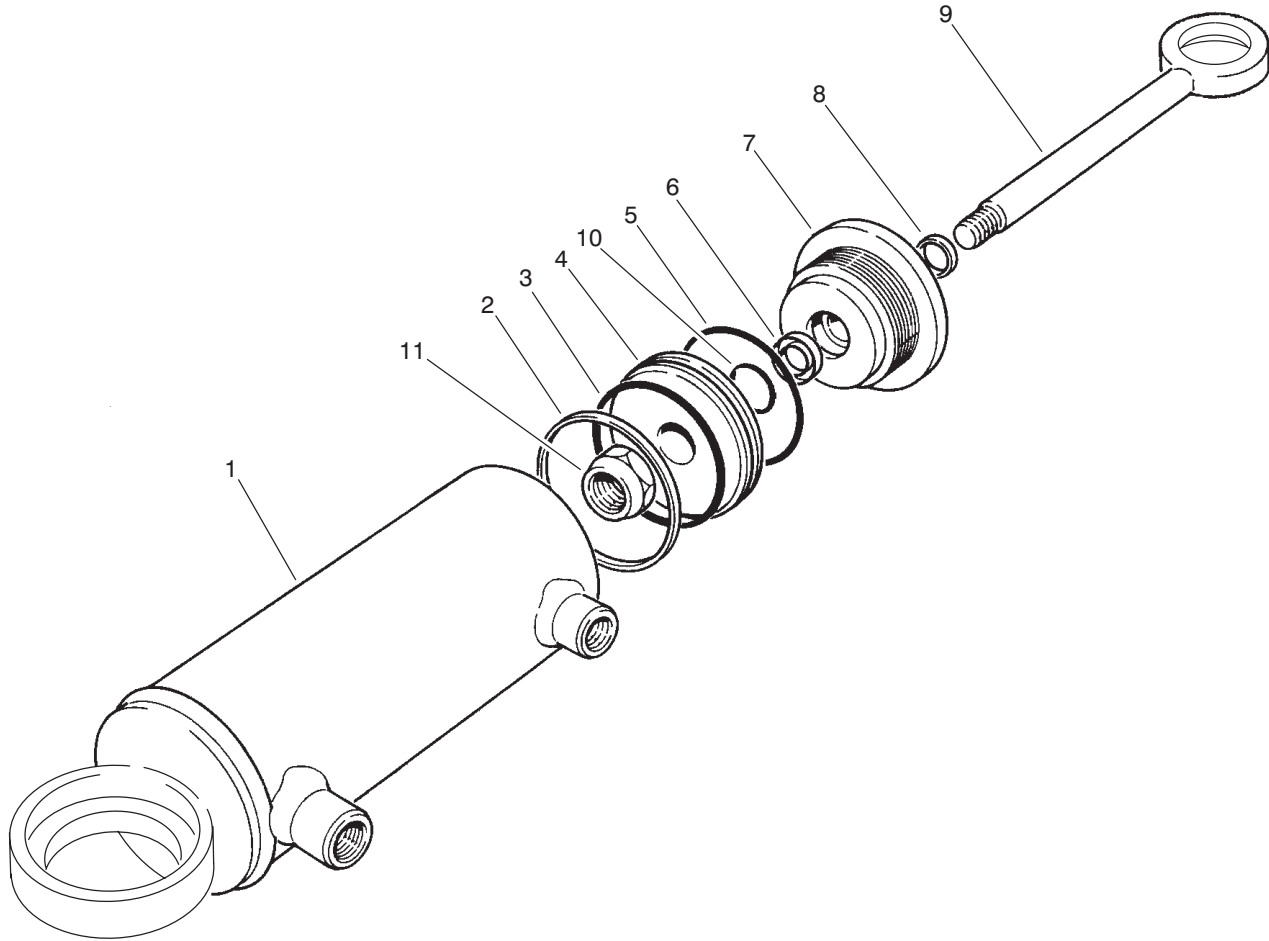


T-1126

SOLENOID VALVE ASSEMBLY NO. 76-9970 (Model No. 30455 Only)

| Ref. No. | Part No. | Description | No. Used |
|----------|----------|-------------------------------------|----------|
| 1 | | Adapter Assembly (Incl. Ref. #2) | 1 |
| 2 | 237-80 | O-Ring | 2 |
| 3 | | Valve - Directional | 1 |
| 4 | | Spool | 1 |

| Ref. No. | Part No. | Description | No. Used |
|----------|----------|----------------------------------|----------|
| 5 | | Tube Assembly (Incl. Ref. #2) | 1 |
| 6 | 218-591 | Coil Assembly | 1 |
| 7 | 218-592 | Nut - Coil | 1 |



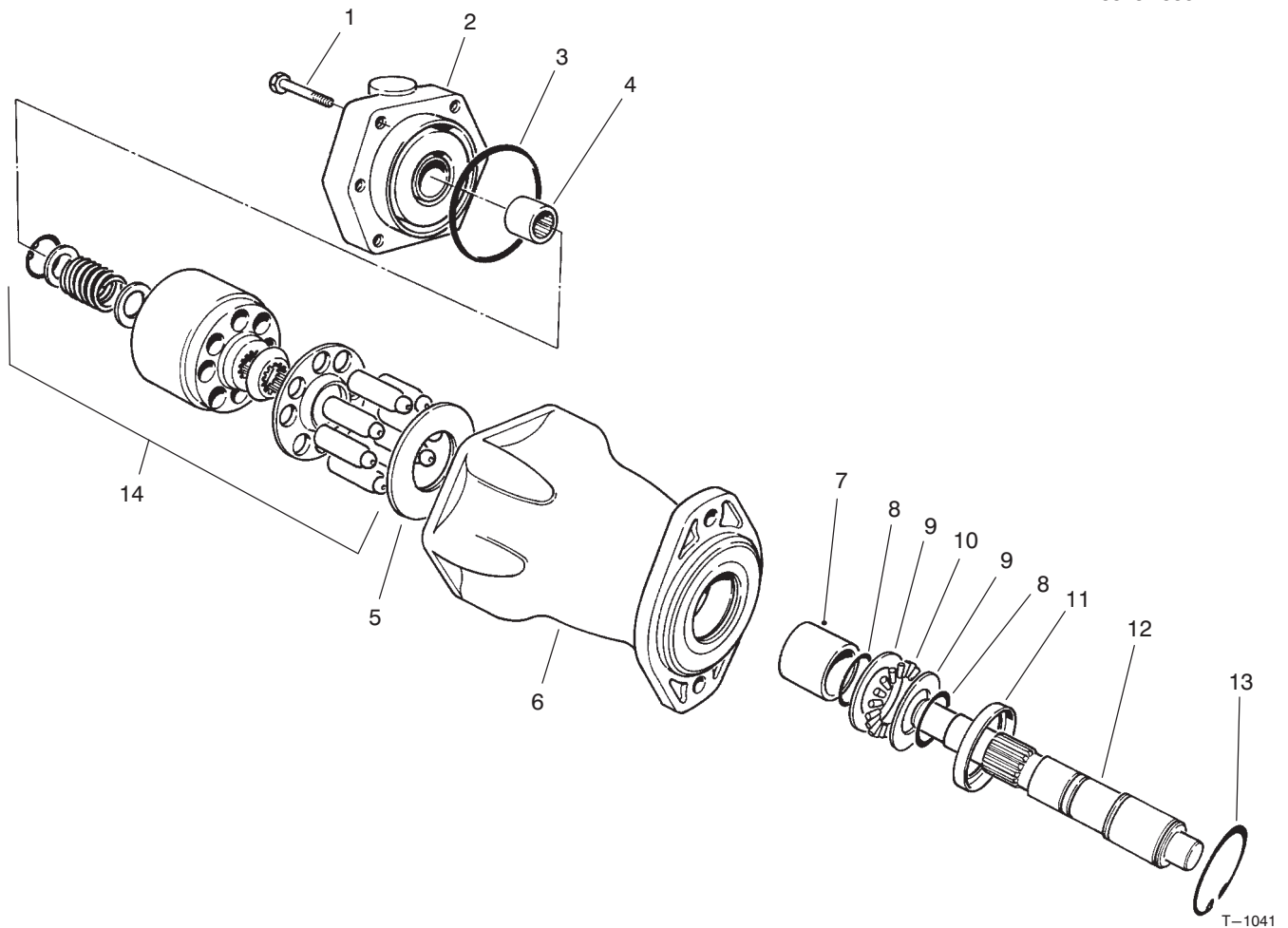
T-1776

HYDRAULIC CYLINDER NO. 92-6584 (Model No. 30455)

| Ref. No. | Part No. | Description | No. Used |
|----------|----------|----------------------|----------|
| 1 | 92-6586 | Butt & Tube Assembly | 1 |
| 2 | | Seal-Teflon | 1 |
| 3 | | O-Ring | 1 |
| 4 | 66-1940 | Piston | 1 |
| 5 | | O-Ring | 1 |
| 6 | | U-Cup | 1 |
| 7 | 92-6588 | Gland | 1 |

| Ref. No. | Part No. | Description | No. Used |
|----------|----------|--|----------|
| 8 | | Wiper | 1 |
| 9 | 92-6587 | Piston Rod Assembly | 1 |
| 10 | | O-Ring | 1 |
| 11 | 66-1930 | Nut-Lock | 1 |
| * | 92-6593 | Kit - Seal (Incl. Ref. #2, 3, 5, 6, 8, & 10) | 1 |

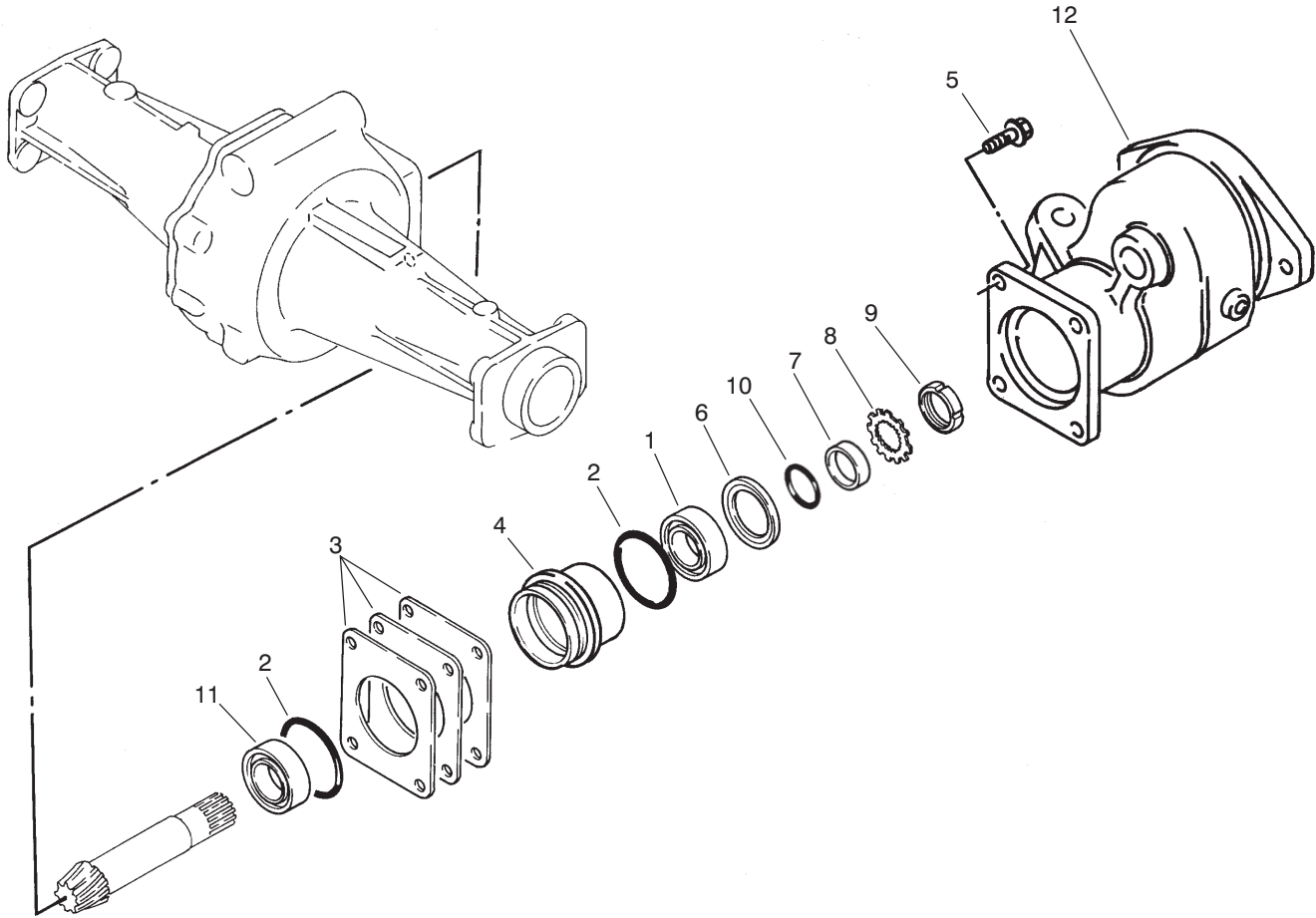
*Not Illustrated



HYDRAULIC MOTOR NO. 76-6580 (Model No. 30455)

| Ref. No. | Part No. | Description | No. Used |
|----------|----------|--|----------|
| 1 | 76-6990 | Screw - Cap, Hex. Hd. | 6 |
| 2 | 76-6920 | Back Plate Assembly (Incl. Ref. #4) | 1 |
| 3 | 76-6980 | O-Ring | 1 |
| 4 | | Bearing | 1 |
| 5 | 76-6970 | Insert - Camplate | 1 |
| 6 | 76-6940 | Housing Assembly (Incl. Ref. #7) | 1 |

| Ref. No. | Part No. | Description | No. Used |
|----------|----------|-------------------|----------|
| 7 | | Bearing | 1 |
| 8 | 76-7000 | Ring - Retaining | 2 |
| 9 | 76-6950 | Race - Thrust | 1 |
| 10 | 76-6960 | Bearing - Thrust | 1 |
| 11 | 76-7020 | Spacer | 1 |
| 12 | 76-6930 | Shaft - Drive | 1 |
| 13 | 76-7010 | Ring - Retaining | 1 |
| 14 | 76-6910 | Rotating Assembly | 1 |



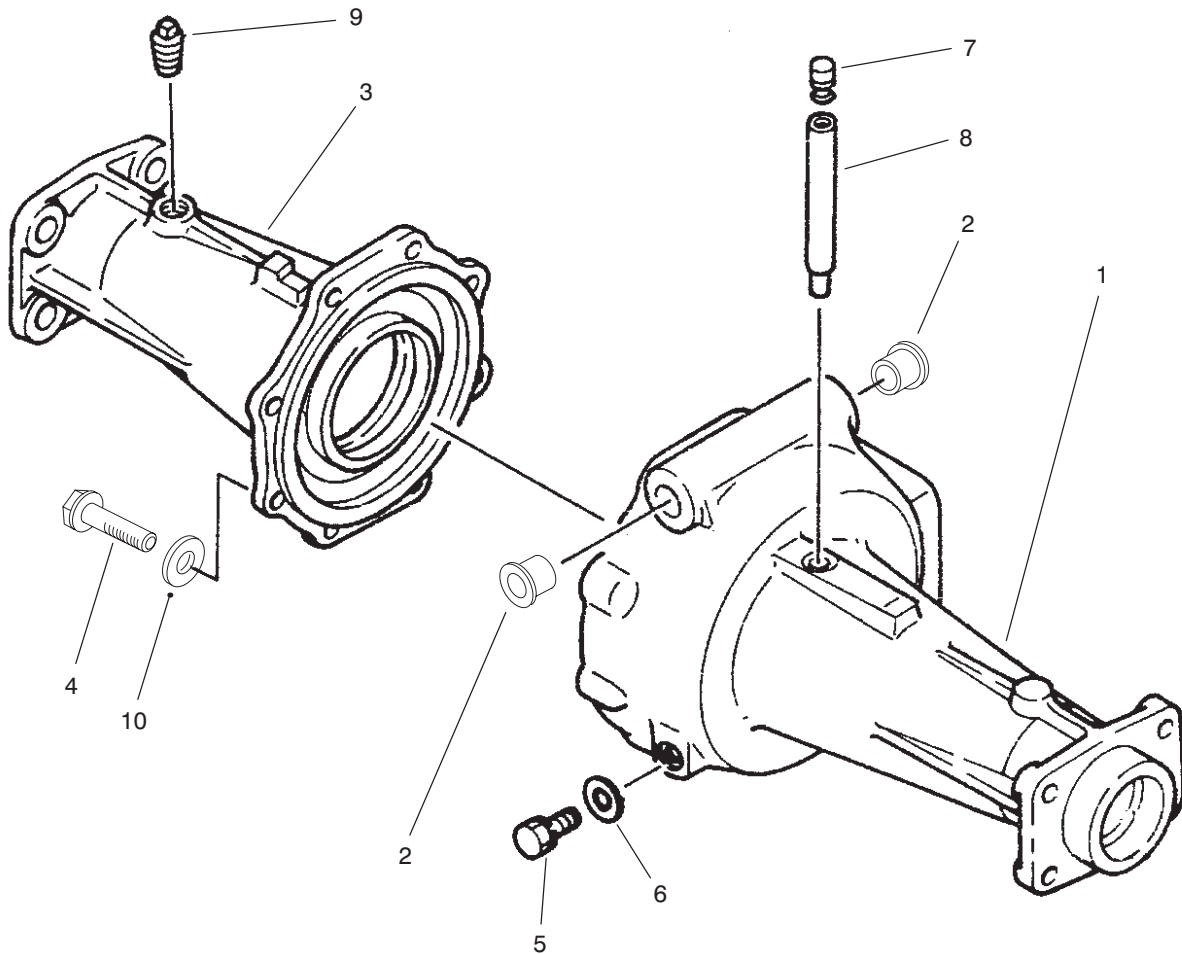
T-1109-2

SLEEVE ASSEMBLY (Model No. 30455 Only)

| Ref. No. | Part No. | Description | No. Used |
|----------|----------|---------------|----------|
| 1 | 76-7330 | Bearing | 1 |
| 2 | 76-7400 | O-Ring | 2 |
| 3 | 76-7410 | Shim - 0.1 mm | A/R |
| * | 76-7420 | Shim - 0.2 mm | A/R |
| * | 76-7430 | Shim - 0.4 mm | A/R |
| 4 | 76-7320 | Sleeve | 1 |
| 5 | 93-7773 | Bolt | 4 |
| 6 | 76-7340 | Seal - Oil | 1 |

| Ref. No. | Part No. | Description | No. Used |
|----------|----------|-----------------------------|----------|
| 7 | 76-7350 | Bushing | 1 |
| 8 | 76-7380 | Washer | 1 |
| 9 | 76-7390 | Nut - Lock | 1 |
| 10 | 76-7360 | O-Ring | 1 |
| 11 | 76-7370 | Bearing | 1 |
| 12 | 76-8070 | Adapter | 1 |
| * | 77-4010 | Shim Set (Incl. Ref. #3) | 1 |

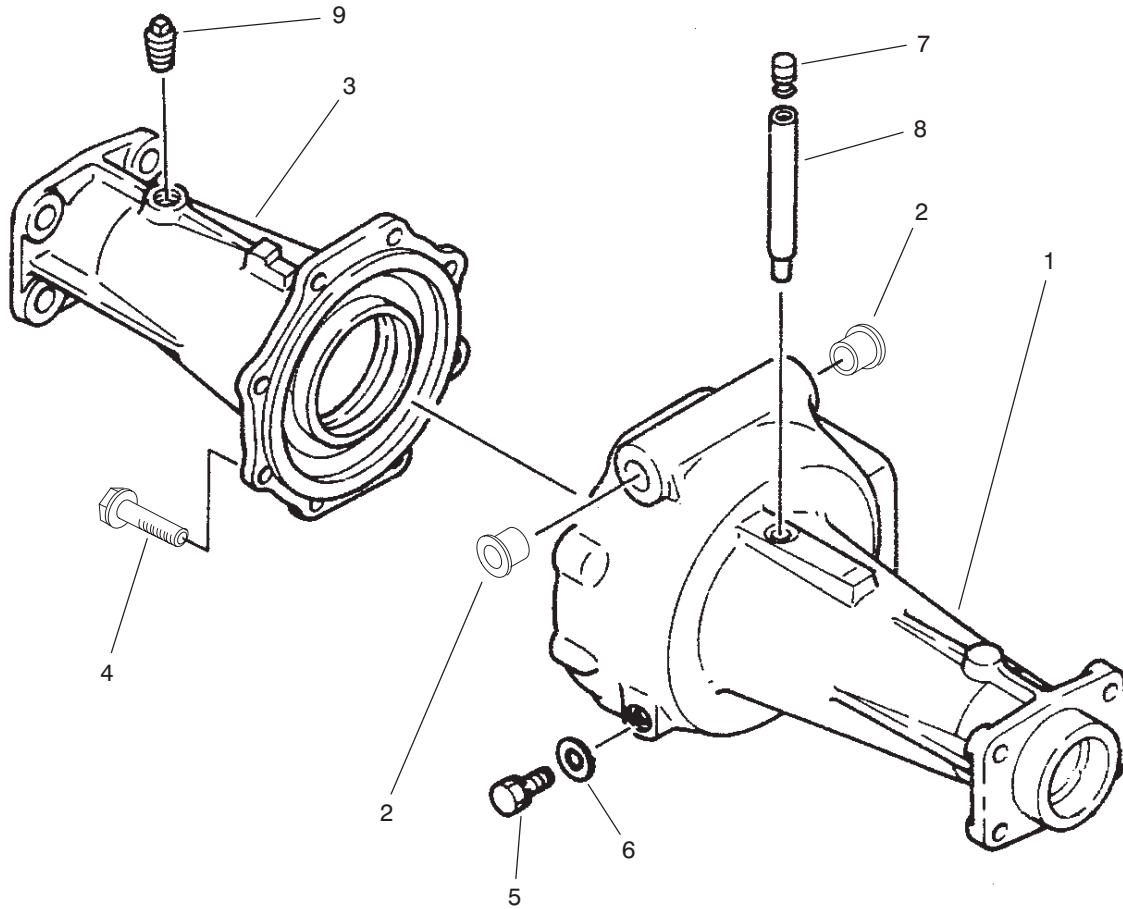
*Not Illustrated



T-1112-2

AXLE HOUSING ASSEMBLY
(Model No. 30455 Serial No. 60300-60351 & 60428-Up)
(Axle No. 93-7780)

| Ref. No. | Part No. | Description | No. Used | Ref. No. | Part No. | Description | No. Used |
|----------|----------|-------------------------|----------|----------|----------|---------------|----------|
| 1 | 93-7778 | Housing - Axle A | 1 | 6 | 76-7120 | Seal - Washer | 1 |
| 2 | 93-7787 | Bushing - Flange | 2 | 7 | 76-7480 | Plug - Vent | 1 |
| 3 | 93-7779 | Housing - Axle B | 1 | 8 | 76-7470 | Pipe | 1 |
| 4 | 93-7782 | Screw - Hex. Hd. Flange | 8 | 9 | 76-7140 | Plug | 1 |
| 5 | 76-7110 | Plug | 1 | 10 | 93-7781 | Washer | 8 |

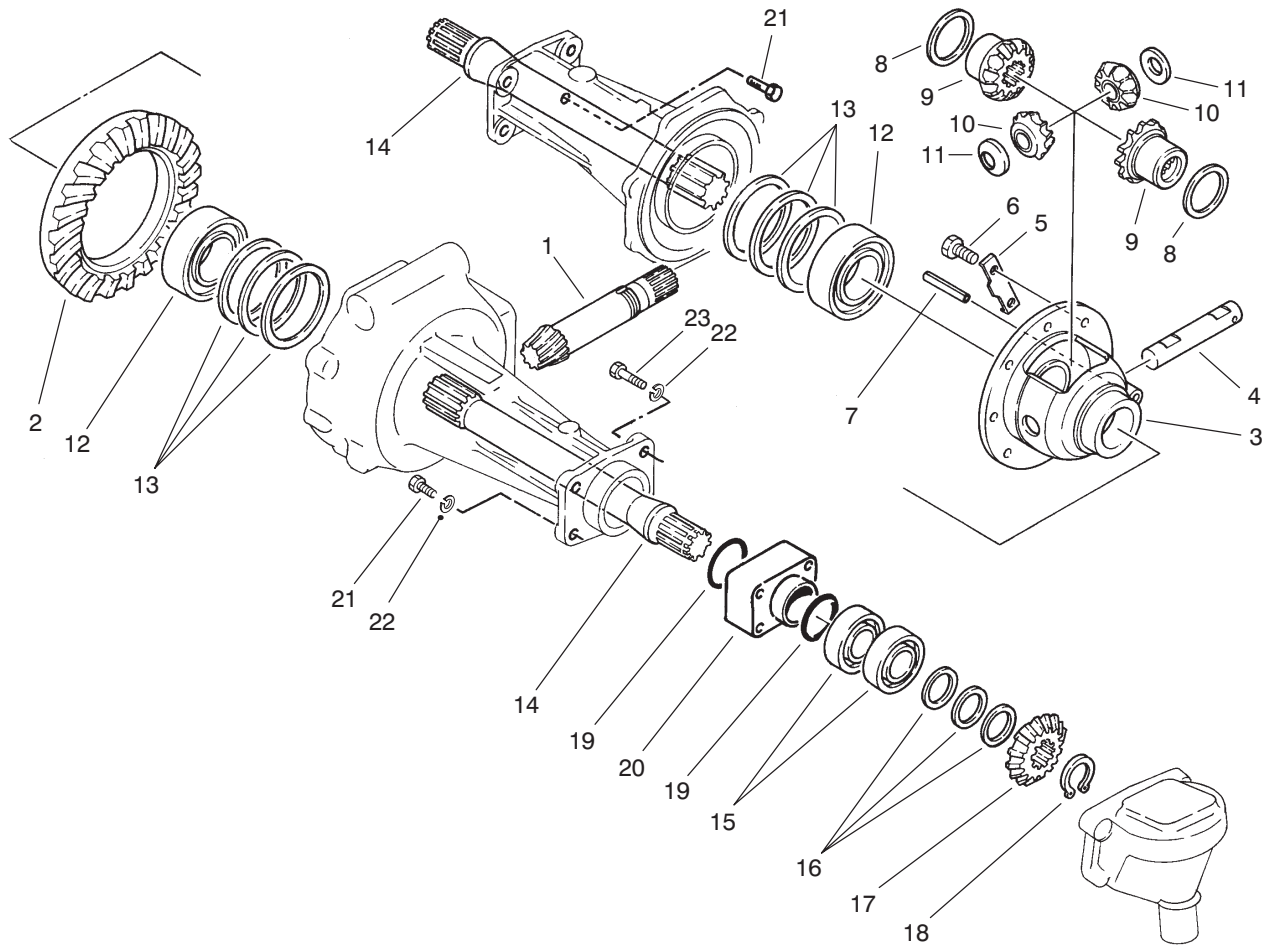


T-1112-1

**AXLE HOUSING ASSEMBLY
(Model No. 30455 Serial No. 60352-60427)
(AXLE NO. 74-5621)**

| Ref. No. | Part No. | Description | No. Used |
|----------|----------|-------------------------|----------|
| 1 | 76-7100 | Housing - Axle A | 1 |
| 2 | 92-9738 | Bushing - Flange | 2 |
| 3 | 76-7130 | Housing - Axle B | 1 |
| 4 | 93-7773 | Screw - Hex. Hd. Flange | 8 |
| 5 | 76-7110 | Plug | 1 |

| Ref. No. | Part No. | Description | No. Used |
|----------|----------|---------------|----------|
| 6 | 76-7120 | Seal - Washer | 1 |
| 7 | 76-7480 | Plug - Vent | 1 |
| 8 | 76-7470 | Pipe | 1 |
| 9 | 76-7140 | Plug | 1 |

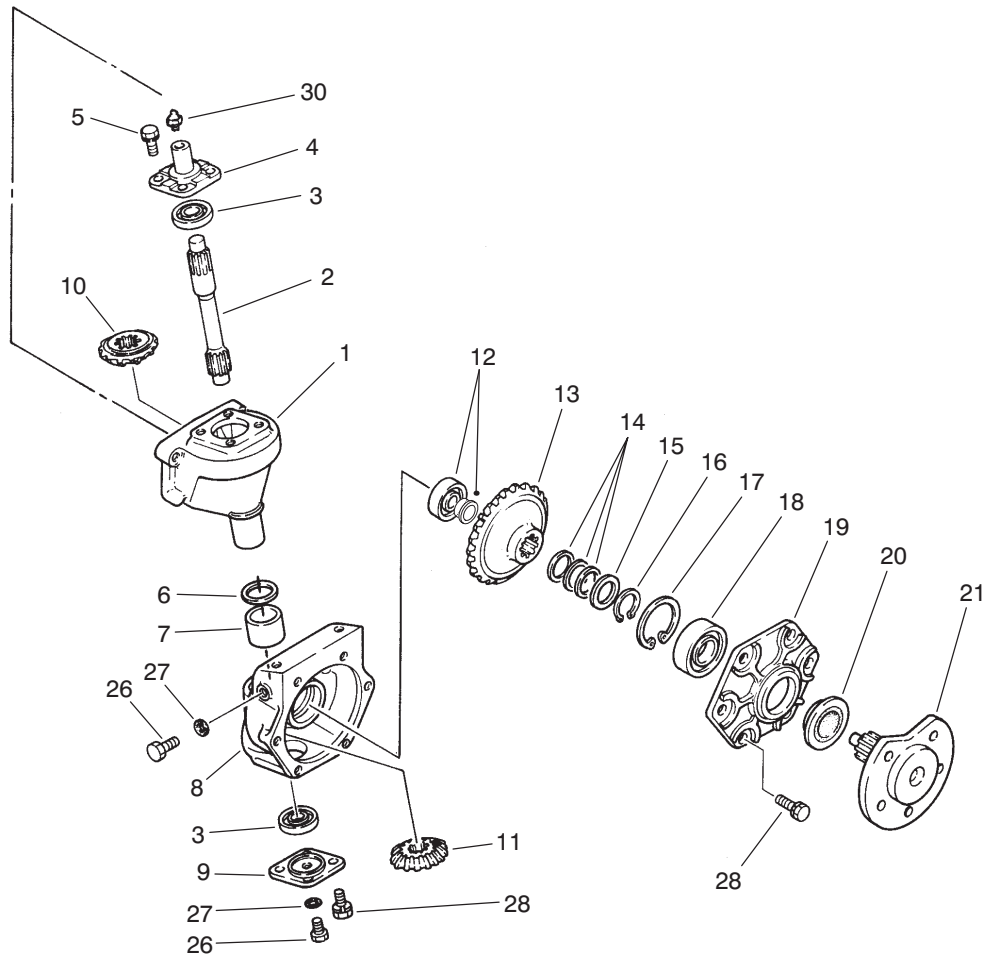


T-1111-2

DIFFERENTIAL & SHAFT ASSEMBLY (Model No. 30455 Only)

| Ref. No. | Part No. | Description | No. Used | Ref. No. | Part No. | Description | No. Used |
|----------|----------|----------------------|----------|----------|----------|--|----------|
| 1 | 76-7250 | Shaft - Drive | 1 | 16 | 76-7520 | Shim - 0.1 mm | A/R |
| 2 | 76-7240 | Ring - Gear | 1 | * | 76-7530 | Shim - 0.2 mm | A/R |
| 3 | 76-7170 | Case - Differential | 1 | * | 76-7540 | Shim - 0.4 mm | A/R |
| 4 | 76-7200 | Shaft - Pinion | 1 | 17 | 76-7510 | Pinion - 14T | 2 |
| 5 | 76-7230 | Washer - Lock | 4 | 18 | 76-7550 | Ring - Retaining | 2 |
| 6 | 76-7260 | Bolt | 8 | 19 | 76-7580 | Seal - O-Ring | 4 |
| 7 | 76-7270 | Pin - Spring | 1 | 20 | 76-7590 | Spacer | 2 |
| 8 | 76-7220 | Washer - Thrust | 2 | 21 | 76-7600 | Bolt - Reamer | 2 |
| 9 | 76-7190 | Gear - Side | 2 | 22 | 76-7620 | Washer - Lock | 8 |
| 10 | 76-7180 | Pinion - Mate | 2 | 23 | 76-7610 | Bolt | 6 |
| 11 | 76-7210 | Washer - Thrust | 2 | * | 76-7160 | Gear Case Assembly (Incl. Ref. #2-11) | 1 |
| 12 | 76-7280 | Bearing | 2 | * | 77-4000 | Shim Set (Incl. Ref. #13) | 1 |
| 13 | 76-7290 | Shim - 0.1 mm | A/R | * | 77-4020 | Shim Set (Incl. Ref. #16) | 1 |
| * | 76-7300 | Shim - 0.2 mm | A/R | | | | |
| * | 76-7310 | Shim - 0.3 mm | A/R | | | | |
| 14 | 76-7490 | Shaft - Differential | 2 | | | | |
| 15 | 76-7500 | Bearing | 4 | | | | |

*Not Illustrated



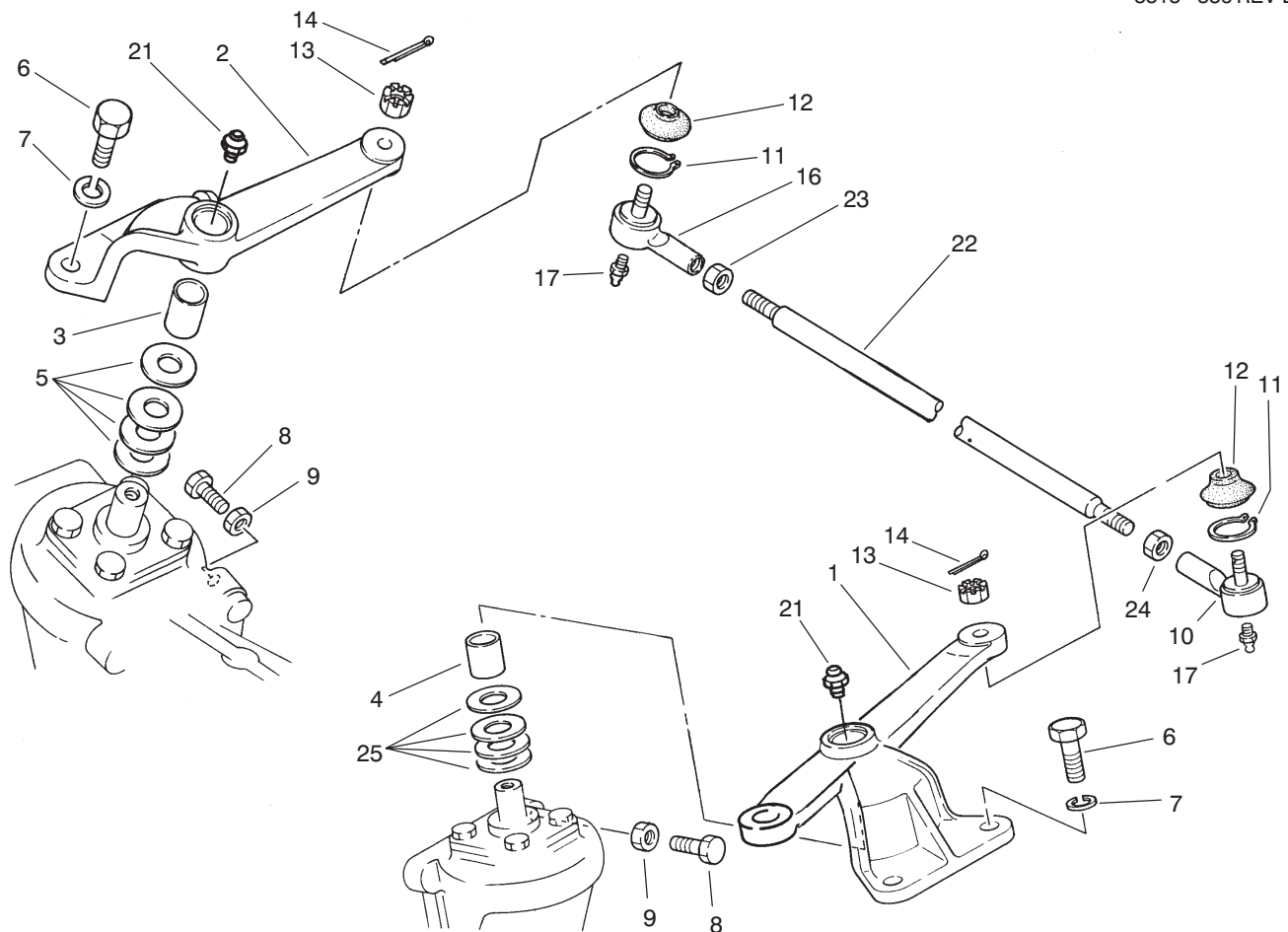
T-1110-1

STEERING GEAR CASE ASSEMBLY (Model No. 30455 Only)

| Ref. No. | Part No. | Description | No. Used |
|----------|----------|---------------------|----------|
| 1 | 76-7560 | Case - Gear | 2 |
| 2 | 76-7650 | Shaft - Final Drive | 2 |
| 3 | 76-7670 | Bearing | 4 |
| 4 | 76-7660 | Holder - 20 mm L.H. | 1 |
| * | 76-7630 | Holder - 25 mm R.H. | 1 |
| 5 | 76-7640 | Bolt | 8 |
| 6 | 76-7740 | Seal - Oil | 2 |
| 7 | 76-7730 | Bushing | 2 |
| 8 | 76-7680 | Case - Final Drive | 2 |
| 9 | 76-7770 | Cover | 2 |
| 10 | 76-7510 | Pinion - 14T | 2 |
| 11 | 76-7750 | Pinion - 15T | 2 |
| 12 | 94-5643 | Bearing | 2 |
| 13 | 76-7840 | Gear - Bevel | 2 |

| Ref. No. | Part No. | Description | No. Used |
|----------|----------|------------------------------|----------|
| 14 | 76-7890 | Shim - 0.15 mm | A/R |
| * | 76-7900 | Shim - 0.2 mm | A/R |
| * | 76-7910 | Shim - 0.4 mm | A/R |
| 15 | 76-7880 | Spacer | 2 |
| 16 | 76-7920 | Ring - Retaining | 2 |
| 17 | 76-7930 | Ring - Retaining | 2 |
| 18 | 93-7775 | Bearing | 2 |
| 19 | 76-7810 | Holder - Bearing | 2 |
| 20 | 76-7870 | Seal - Oil | 2 |
| 21 | 76-7830 | Shaft - Wheel | 2 |
| 26 | 76-7110 | Plug | 4 |
| 27 | 76-7120 | Seal - Washer | 4 |
| 28 | 76-7640 | Bolt | 20 |
| 30 | 76-7960 | Fitting - Grease | 2 |
| * | 77-4030 | Shim Set (Incl. Ref. #14) | 1 |

*Not Illustrated



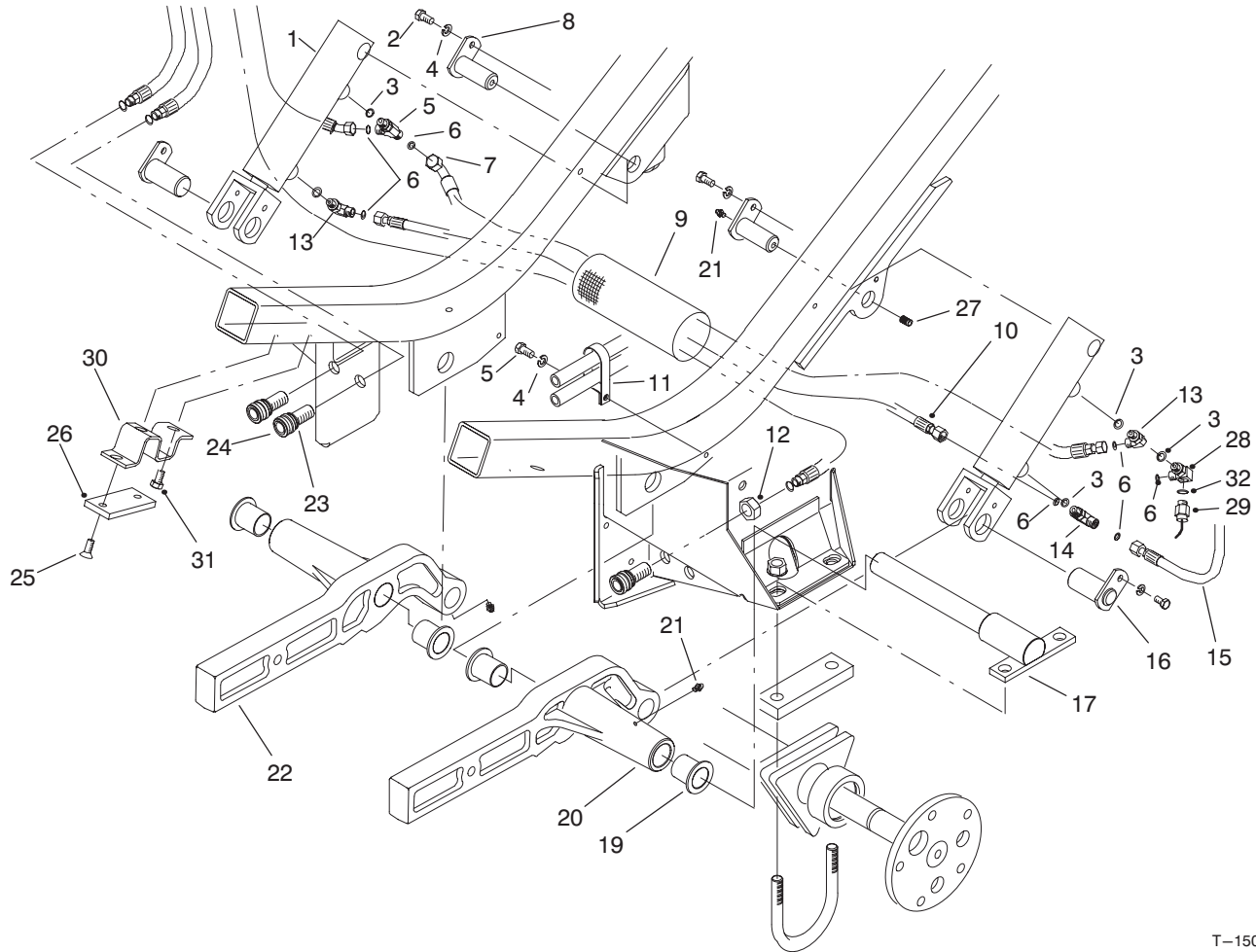
T-1108-1

STEERING ARM LINKAGE (Model No. 30455 Only)

| Ref. No. | Part No. | Description | No. Used |
|----------|----------|---|----------|
| 1 | 94-8018 | Arm - Drag Link | 1 |
| 2 | 94-8019 | Arm - Tie Rod | 1 |
| 3 | 76-4260 | Bushing | 1 |
| 4 | 76-7950 | Bushing | 1 |
| 5 | 76-7820 | Shim - 1.0 mm | A/R |
| * | 76-7970 | Shim - 1.4 mm | A/R |
| * | 76-7980 | Shim - 1.2 mm | A/R |
| * | 76-7990 | Shim - .08 mm | A/R |
| 6 | 76-8000 | Bolt | 4 |
| 7 | 76-8010 | Washer | 4 |
| 8 | 76-7710 | Bolt | 4 |
| 9 | 76-7720 | Nut | 4 |
| 10 | 76-8030 | L.H. Rod End Assembly (Incl. Ref. #11-14 & 17) | 1 |
| 11 | 93-7783 | Ring - Retaining | 2 |
| 12 | 93-7784 | Cover | 2 |
| 13 | 93-7785 | Nut - Slotted | 2 |

| Ref. No. | Part No. | Description | No. Used |
|----------|----------|---|----------|
| 14 | 3272-7 | Pin - Cotter | 2 |
| 16 | 76-8050 | R.H. Rod End Assembly (Incl. Ref. #11-14 & 17) | 1 |
| 17 | 93-7786 | Fitting - Grease | 2 |
| 21 | 76-7960 | Fitting - Grease | 2 |
| 22 | 76-8020 | Rod - Tie | 1 |
| 23 | 76-8060 | Nut - R.H. | 1 |
| 24 | 76-8040 | Nut - L.H. | 1 |
| 25 | 76-7700 | Shim - 0.8 mm | A/R |
| * | 76-7760 | Shim - 1.0 mm | A/R |
| * | 76-7780 | Shim - 1.2 mm | A/R |
| * | 76-7790 | Shim - 1.4 mm | A/R |
| * | 77-4050 | Shim Set (Incl. Ref. #5) | 1 |
| * | 77-4040 | Shim Set (Incl. Ref. #25) | 1 |

*Not Illustrated



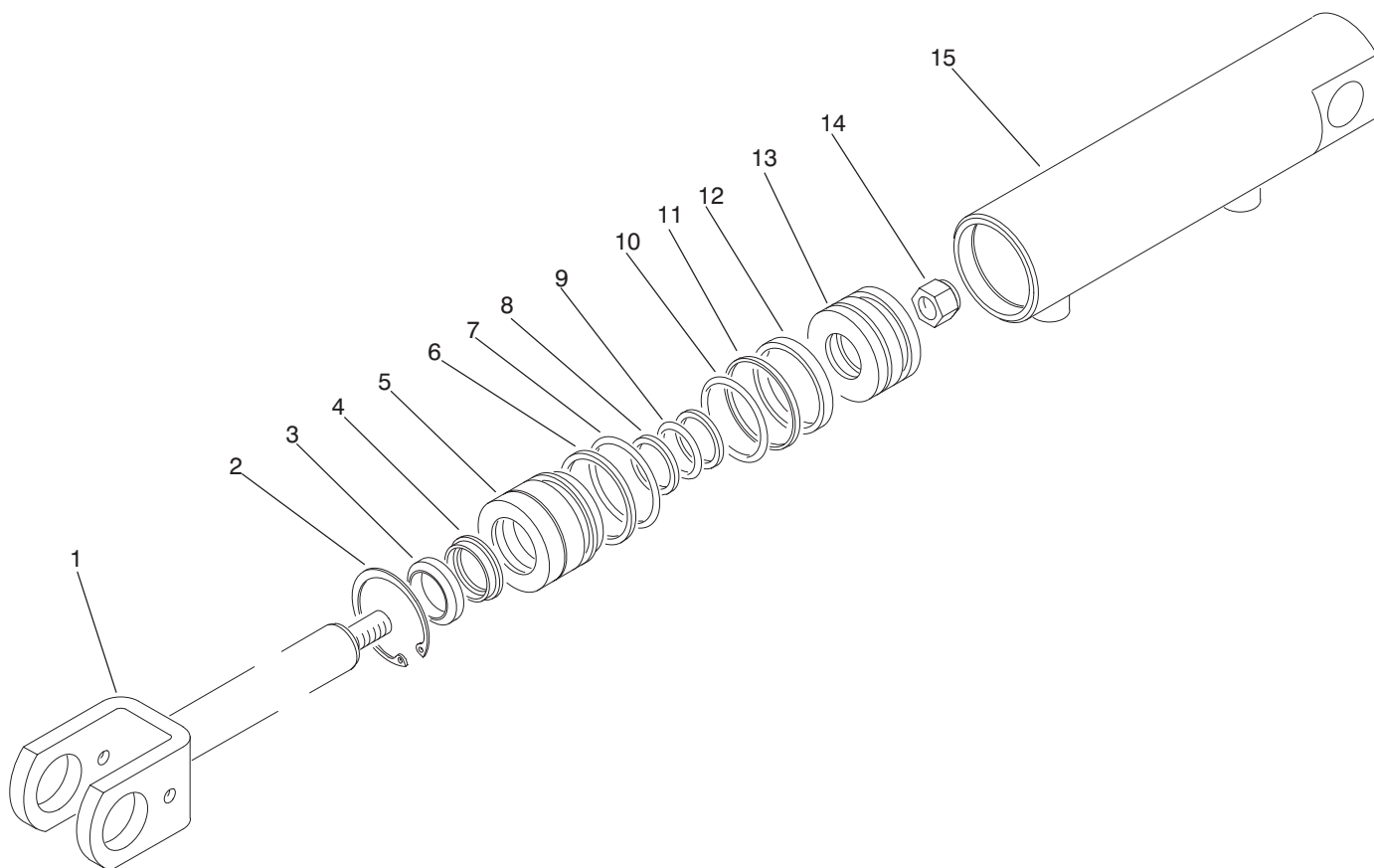
T-1505-2

LIFT ARM ASSEMBLY

| Ref. No. | Part No. | Description | No. Used |
|----------|----------|--|----------|
| 1 | 86-5580 | Cylinder - Hydraulic | 2 |
| 2 | 322-2 | Screw - Cap Hex. Hd. | 5 |
| 3 | 237-78 | O-Ring | 4 |
| 4 | 3253-4 | Washer - Lock | 5 |
| 5 | 340-140 | Fitting - Hydraulic Tee (Incl. Ref. #3 & 6) | 1 |
| 6 | 237-21 | O-Ring | 6 |
| 7 | 86-3160 | Assembly - Hose | 1 |
| 8 | 84-1350 | Pin - Pivot | 2 |
| 9 | 70-1380 | Sleeve - Protective | 1 |
| 10 | 86-3200 | Hose Assembly | 1 |
| 11 | 2412-137 | R-Clamp | 1 |
| 12 | 3220-7 | Nut - Jam | 3 |
| 13 | 340-132 | Fitting - Hydraulic 90° (US) | 2 |
| | | (Europe) | 1 |
| 14 | 340-125 | Fitting - Hydraulic Tee (Incl. Ref. #3 & 6) | 1 |
| 15 | 86-3170 | Hose Assembly | 1 |

| Ref. No. | Part No. | Description | No. Used |
|----------|----------|---|----------|
| 16 | 88-1190 | Pin - Pivot | 2 |
| 17 | 86-2790 | Pin - Pivot L.H. | 1 |
| * | 88-1200 | Pin - Pivot R.H. | 1 |
| 19 | 68-6480 | Bushing - Flange | 4 |
| 20 | 84-0730 | Arm - Lift, L.H. | 1 |
| 21 | 302-5 | Fitting - Grease | 6 |
| 22 | 86-5890 | Arm - Lift, R.H. | 1 |
| 23 | 237-79 | O-Ring | 3 |
| 24 | 86-5450 | Coupler - Hydraulic | 3 |
| 25 | 32108-58 | Screw - Machine Flat Hd. | 4 |
| 26 | 69-9300 | Pad - Bumper | 2 |
| 27 | 3247-4 | Screw - Set | 2 |
| 28 | 93-7217 | Fitting - Hydraulic (Europe) (Incl. Ref. #3 & 6) | 1 |
| 29 | 94-8022 | Switch - Pressure (Europe) (Incl. Ref. #32) | 1 |
| 30 | 93-7204 | Mount - Pad (Europe) | 2 |
| 31 | 32104-6 | Screw - Cap Hex. (Europe) | 4 |
| 32 | 237-42 | Seal - O-Ring (Europe) | 1 |

*Not Illustrated



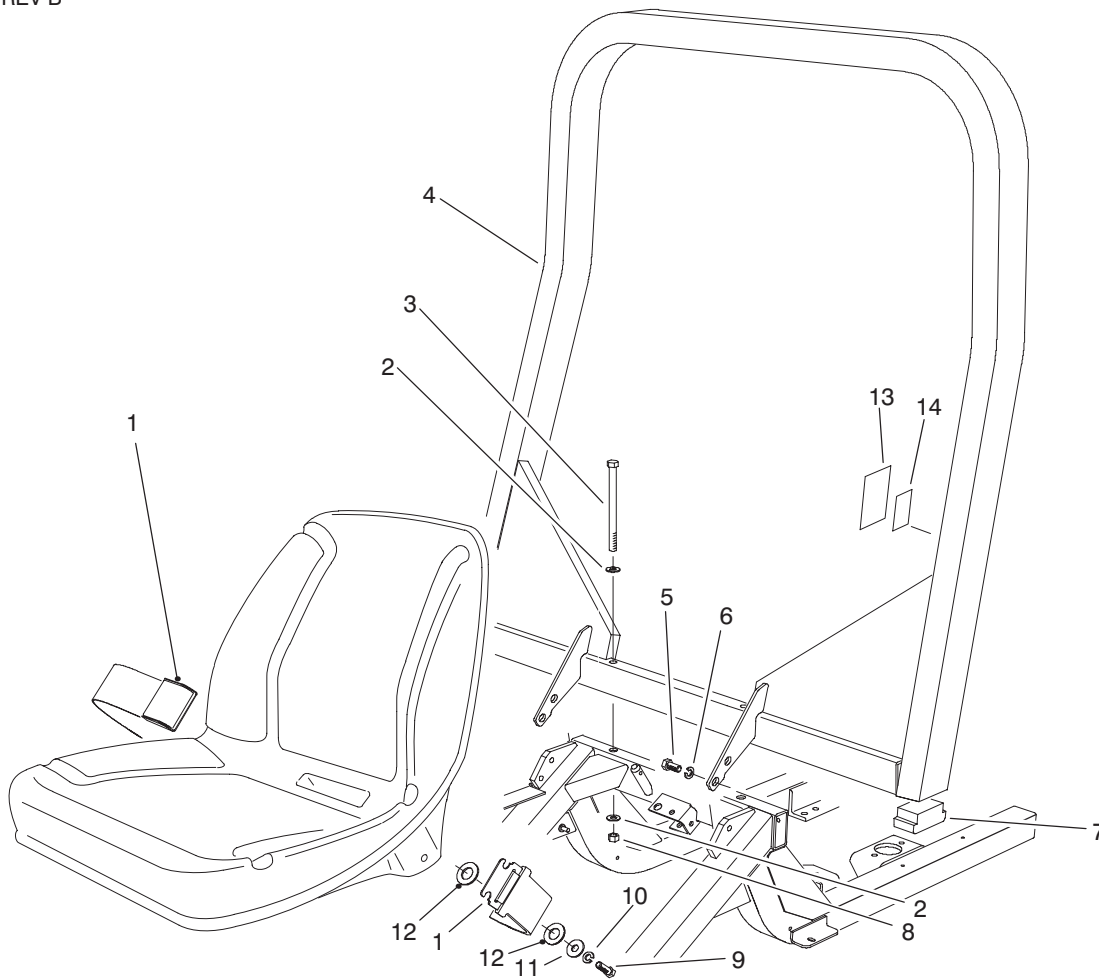
T-1490-1

HYDRAULIC CYLINDER NO. 86-5580

| Ref. No. | Part No. | Description | No. Used |
|----------|----------|------------------|----------|
| 1 | 88-3620 | Assembly - Rod | 1 |
| 2 | | Ring - Retaining | 1 |
| 3 | | Wiper - Rod | 1 |
| 4 | | U-Cup - Loaded | 1 |
| 5 | 88-3630 | Head | 1 |
| 6 | | Ring - Back-Up | 1 |
| 7 | | O-Ring | 1 |
| 8 | | Ring - Back-Up | 2 |
| 9 | | O-Ring | 1 |

| Ref. No. | Part No. | Description | No. Used |
|----------|----------|--|----------|
| 10 | | O-Ring | 1 |
| 11 | | Ring - Piston, Unithane | 1 |
| 12 | | Ring - Wear | 1 |
| 13 | 88-3600 | Piston | 1 |
| 14 | 88-3590 | Nut - Lock | 1 |
| 15 | 88-3610 | Assembly - Barrel | 1 |
| * | 88-3640 | Kit - Seal (Incl. Ref. #2-4 & 6-12) | 1 |

*Not Illustrated



T-2249-2

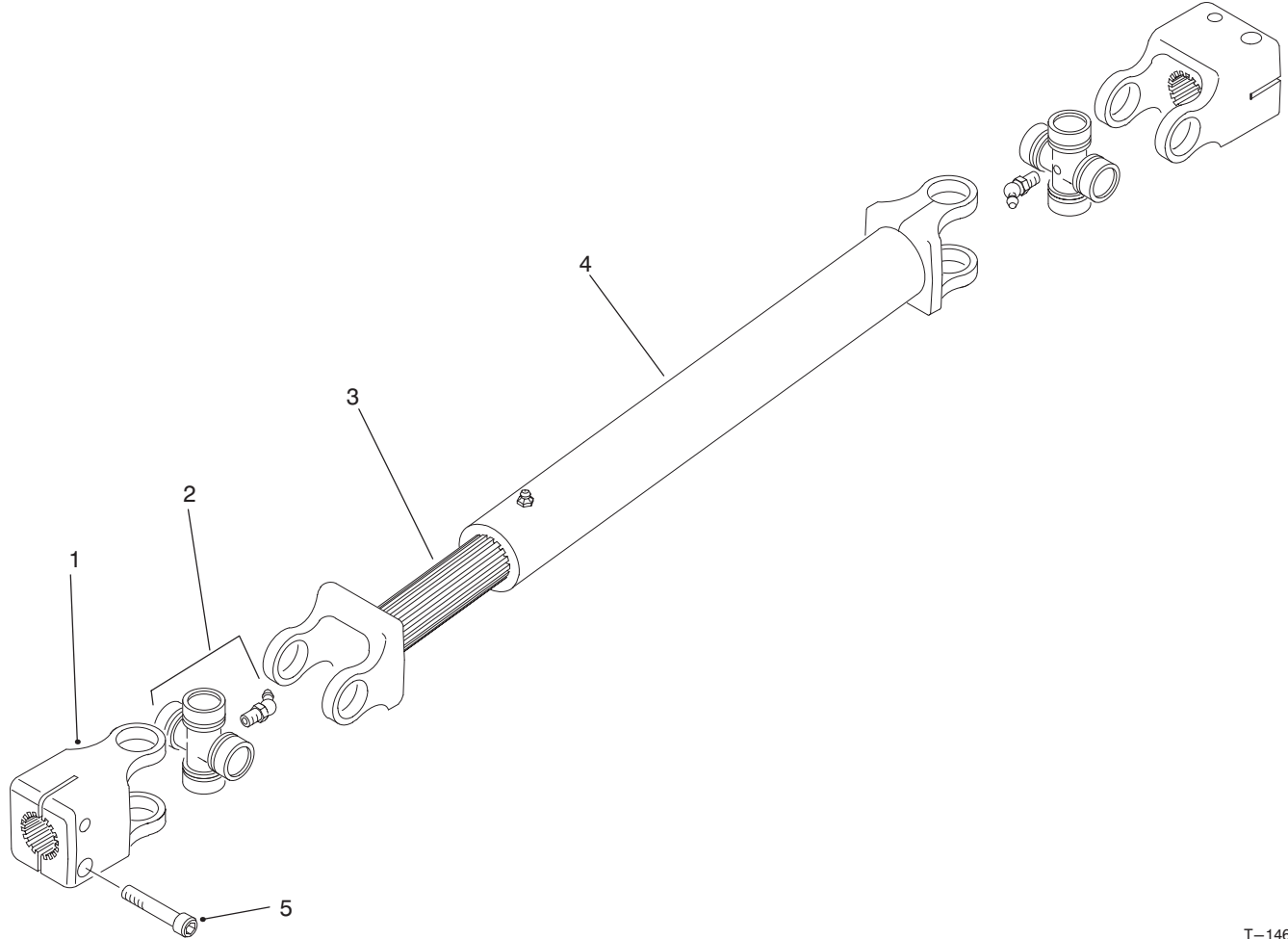
R.O.P.S. ASSEMBLY (Standard For Model No. 30455) (Optional For Model No. 30450)

| Ref. No. | Part No. | Description | No. Used |
|----------|----------|----------------------|----------|
| 1 | 21-4191 | Seat Belt Assembly | 1 |
| 2 | 3256-26 | Washer - Flat | 4 |
| 3 | 325-33 | Screw - Cap Hex. Hd. | 2 |
| 4 | 76-9370 | Bar - R.O.P.S. | 1 |
| 5 | 325-2 | Screw - Cap Hex. Hd. | 4 |
| 6 | 3253-7 | Washer - Lock | 4 |
| 7 | 82-5370 | Foam - R.O.P.S. Bar | 2 |
| 8 | 3296-25 | Nut - Lock | 2 |

| Ref. No. | Part No. | Description | No. Used |
|----------|----------|----------------------------|----------|
| 9 | 3212-5 | Screw - Cap Hex. Hd. | 2 |
| 10 | 3253-6 | Washer - Lock | 2 |
| 11 | 3256-5 | Washer - Flat | 2 |
| 12 | 3256-28 | Washer - Flat | 2 |
| 13 | 92-6073 | Decal - Clear | 1 |
| 14 | 92-2587 | Decal - R.O.P.S. | 1 |
| * | | Canopy Assembly (Optional) | 1 |

*Not Illustrated

NOTE: When purchasing Canopy assembly or R.O.P.S. assembly in its entirety, order direct from Custom Products PO Box 718 Litchfield, MN 55355

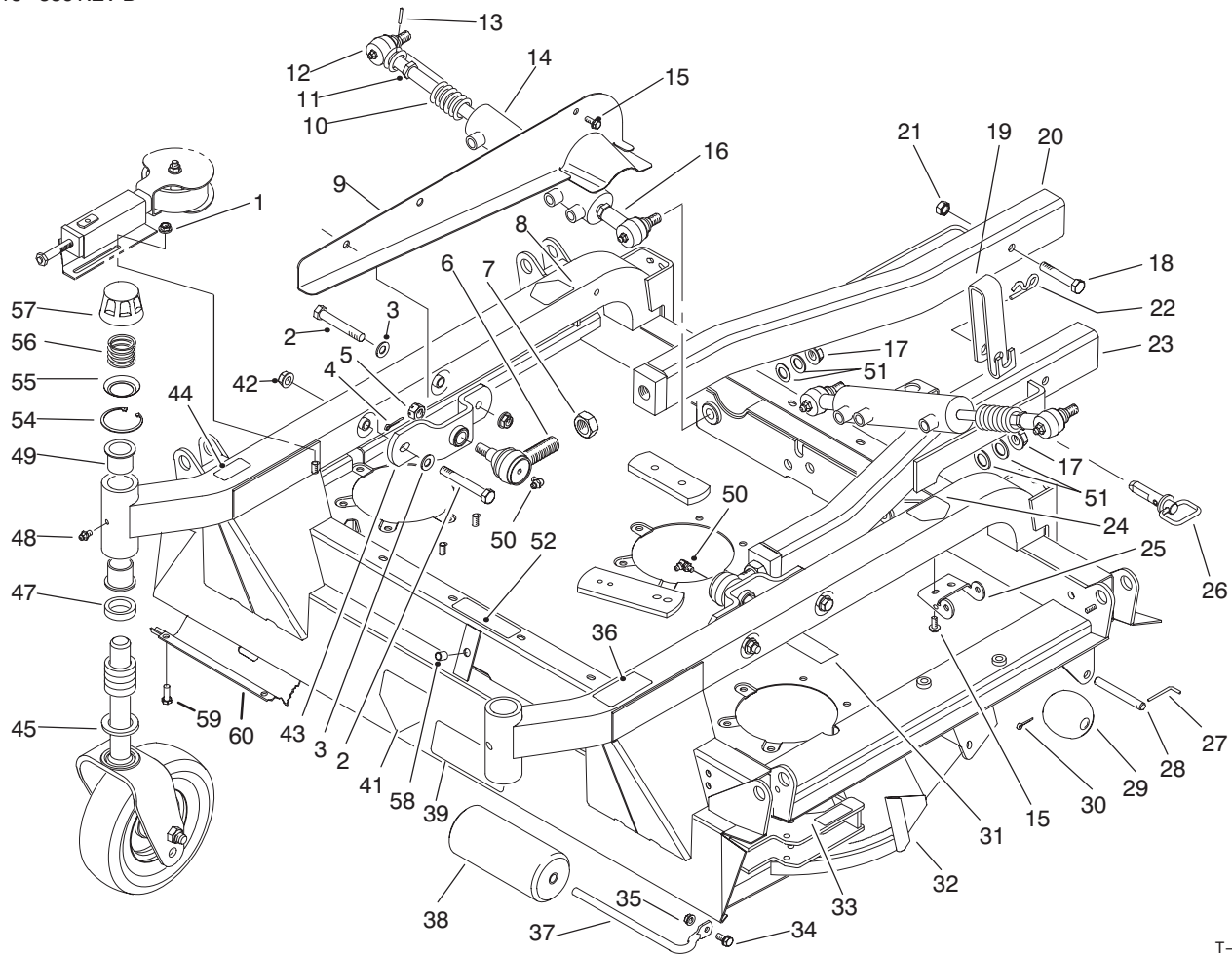


T-1465-1

DRIVE SHAFT ASSEMBLY 86-1730

| Ref. No. | Part No. | Description | No. Used |
|----------|----------|-------------------|----------|
| 1 | 86-1150 | Yoke - End | 2 |
| 2 | 86-1160 | Kit - Universal | 2 |
| 3 | 86-1170 | Shaft - Slip Yoke | 1 |

| Ref. No. | Part No. | Description | No. Used |
|----------|----------|-------------------------|----------|
| 4 | 86-1180 | Tube - Slip Yoke | 1 |
| 5 | 3273-17 | Screw - Hex. Socket Hd. | 4 |



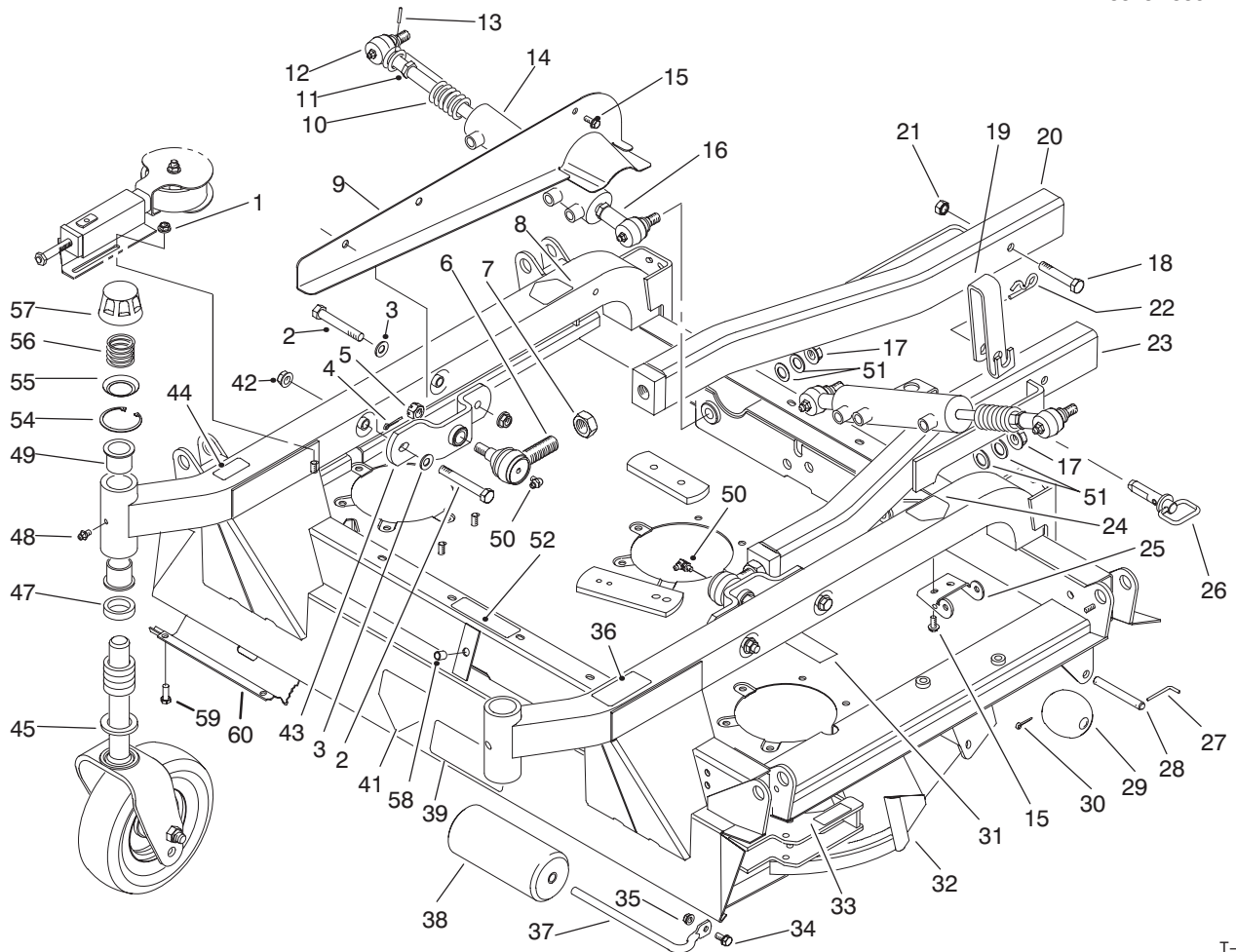
T-1459-2

CENTER DECK & CARRIER FRAME ASSEMBLY

| Ref. No. | Part No. | Description | No. Used |
|----------|----------|----------------------------|----------|
| 1 | 32128-19 | Nut - Flange Hd. | 2 |
| 2 | 325-35 | Screw - Cap Hex. Hd. | 4 |
| 3 | 3256-26 | Washer - Flat | 4 |
| 4 | 3272-12 | Pin - Cotter | 2 |
| 5 | 32136-2 | Nut | 2 |
| 6 | 86-8100 | Ball - Joint | 2 |
| 7 | 21-3000 | Nut | 2 |
| 8 | 86-0730 | Decal - H.O.C. RH | 1 |
| * | 93-9410 | Decal - H.O.C. RH (Europe) | 1 |
| 9 | 86-2230 | Cover - Guide, RH | 1 |
| * | 86-2260 | Cover - Guide, LH | 1 |
| 10 | 86-2510 | Spring | 2 |
| 11 | 84-5300 | Nut | 4 |
| 12 | 92-5810 | Ball Joint | 2 |
| 13 | 32121-51 | Pin - Roll | 2 |
| 14 | 86-2190 | Cylinder - Hydraulic | 2 |
| 15 | 32144-41 | Screw - Hex. Washer Hd. | 12 |
| 16 | 92-5811 | Ball Joint | 2 |
| 17 | 32128-54 | Nut - Flange | 2 |
| 18 | 325-11 | Screw - Cap Hex. Hd. | 2 |
| 19 | 86-2380 | Strap - Deck H.O.C. | 2 |
| 20 | 86-2280 | Frame - Carrier, RH | 1 |
| 21 | 3296-23 | Nut - Lock | 2 |
| 22 | 3290-256 | Pin - Cotter, Hair | 2 |
| 23 | 86-2320 | Frame - Carrier, LH | 1 |

| Ref. No. | Part No. | Description | No. Used |
|----------|----------|---|----------|
| 24 | 86-0720 | Decal - H.O.C. LH | 1 |
| * | 93-9411 | Decal - H.O.C. LH (Europe) | 1 |
| 25 | 86-1890 | Hinge | 4 |
| 26 | 86-2390 | Pin - H.O.C. | 2 |
| 27 | 57-0690 | Pin | 2 |
| 28 | 57-0680 | Shaft | 2 |
| 29 | 29-4820 | Roller | 2 |
| 30 | 3272-11 | Pin - Cotter | 2 |
| 31 | 86-0740 | Decal - Belt | 1 |
| 32 | 92-7757 | Center Deck Assembly (Incl. Ref. #8, 24, 31, 33, 36, 39, 41, 44, 49 & 58) | 1 |
| 33 | 55-4300 | Decal - Warning | 2 |
| * | 93-6674 | Decal - Warning (Europe) | 2 |
| 34 | 3234-1 | Screw - Hex. Flange Hd. | 1 |
| 35 | 32128-21 | Nut - Flange Hd. | 1 |
| 36 | 86-0780 | Decal - H.O.C. | 1 |
| * | 93-9421 | Decal - H.O.C. (Europe) | 1 |
| 37 | 68-6840 | Shaft | 1 |
| 38 | 68-6710 | Roller | 1 |
| 39 | 68-8340 | Decal - Caution | 1 |
| * | 93-7818 | Decal - Caution (Europe) | 1 |
| 41 | 43-8480 | Decal - Danger | 1 |
| * | 93-7815 | Decal - Danger (Europe) | 1 |
| 42 | 32128-23 | Nut - Flange Hd. | 2 |
| 43 | 69-7290 | Mount - Carrier | 2 |

*Not Illustrated



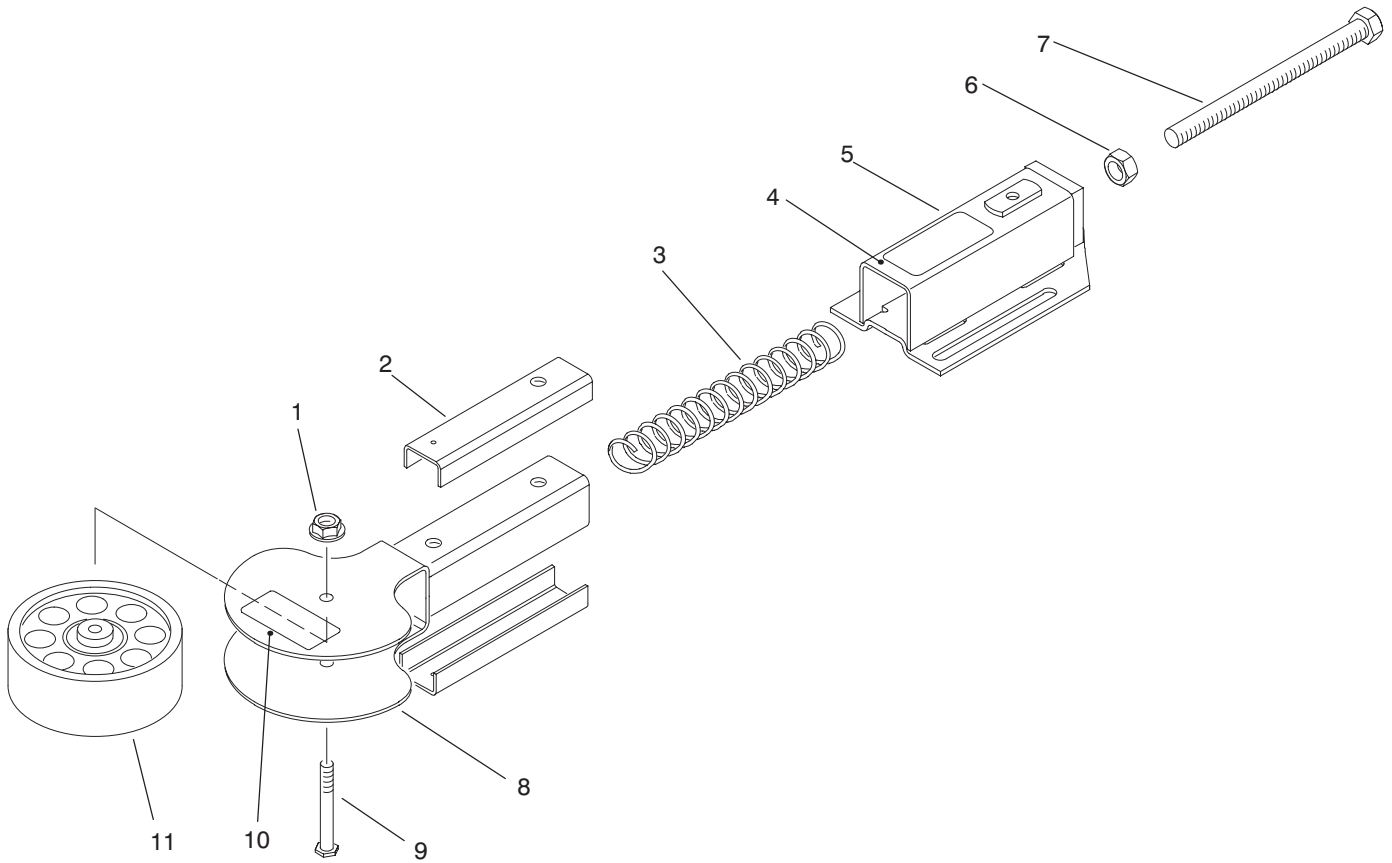
T-1459-2

CENTER DECK & CARRIER FRAME ASSEMBLY (Continued)

| Ref. No. | Part No. | Description | No. Used | Ref. No. | Part No. | Description | No. Used |
|----------|----------|----------------------------|----------|----------|----------|---|----------|
| †44 | | Decal – Safety Std. | 1 | 55 | 92-5583 | Washer | 2 |
| 45 | 77-0950 | Washer | 2 | 56 | 92-9726 | Spring – Compression | 2 |
| 47 | 69-1510 | Spacer | 10 | 57 | 92-8861 | Cap | 2 |
| 48 | 302-5 | Fitting – Grease | 2 | 58 | 32148-10 | Insert – Threaded | 1 |
| 49 | 69-6470 | Bushing | 4 | 59 | 32144-11 | Screw – Hex. Washer Hd. (Europe) | 14 |
| 50 | 302-60 | Fitting – Grease 90° | 2 | 60 | 93-7207 | Shield – Center (Europe) | 1 |
| 51 | 86-1440 | Washer – Flat | 4 | * | 92-9727 | Assembly – Cap, H.O.C. (Incl. Ref. #54-57) | 2 |
| 52 | 85-6410 | Decal – Danger | 1 | | | | |
| * | 93-7814 | Decal – Danger (Europe) | 1 | | | | |
| 54 | 92-5581 | Ring – Retaining, Internal | 2 | | | | |

*Not Illustrated

†Not Sold Separately



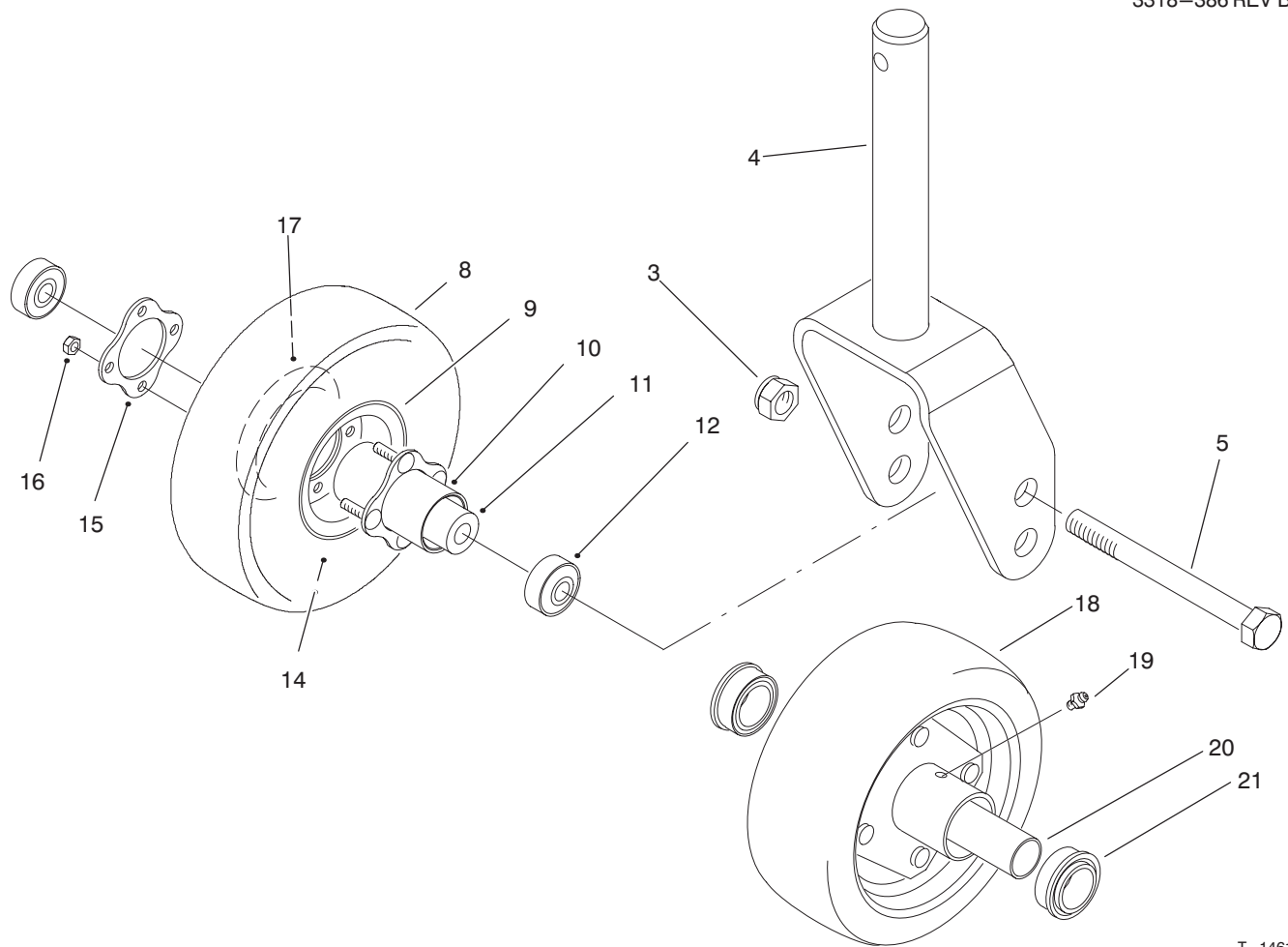
T-1451-1

BELT TENSION ADJUSTOR

| Ref. No. | Part No. | Description | No. Used |
|----------|----------|---|----------|
| 1 | 32128-43 | Nut - Lock, Flange Head | 3 |
| 2 | 86-0060 | Sleeve - Tube | 6 |
| 3 | 92-7767 | Spring - Compression (Wing Deck Adjustor) (Color - White) | 2 |
| * | 92-7768 | Spring - Compression (Center Deck Adjustor) (Color - Red) | 1 |
| 4 | 86-2670 | Decal - Belt | 1 |
| * | 93-9418 | Decal - Belt (Europe) | 1 |

| Ref. No. | Part No. | Description | No. Used |
|----------|----------|----------------------------------|----------|
| 5 | 92-0626 | Tube Assembly (Incl. Ref. #4) | 3 |
| 6 | 3217-9 | Nut - Jam | 3 |
| 7 | 86-0050 | Screw - Adjusting | 3 |
| 8 | 86-1790 | Yoke - Pulley | 3 |
| 9 | 86-2000 | Bolt - Thin Head | 3 |
| 10 | 55-4300 | Decal - Warning | 1 |
| * | 93-6674 | Decal - Warning (Europe) | 1 |
| 11 | 92-0625 | Idler Pulley Assembly | 3 |

*Not Illustrated

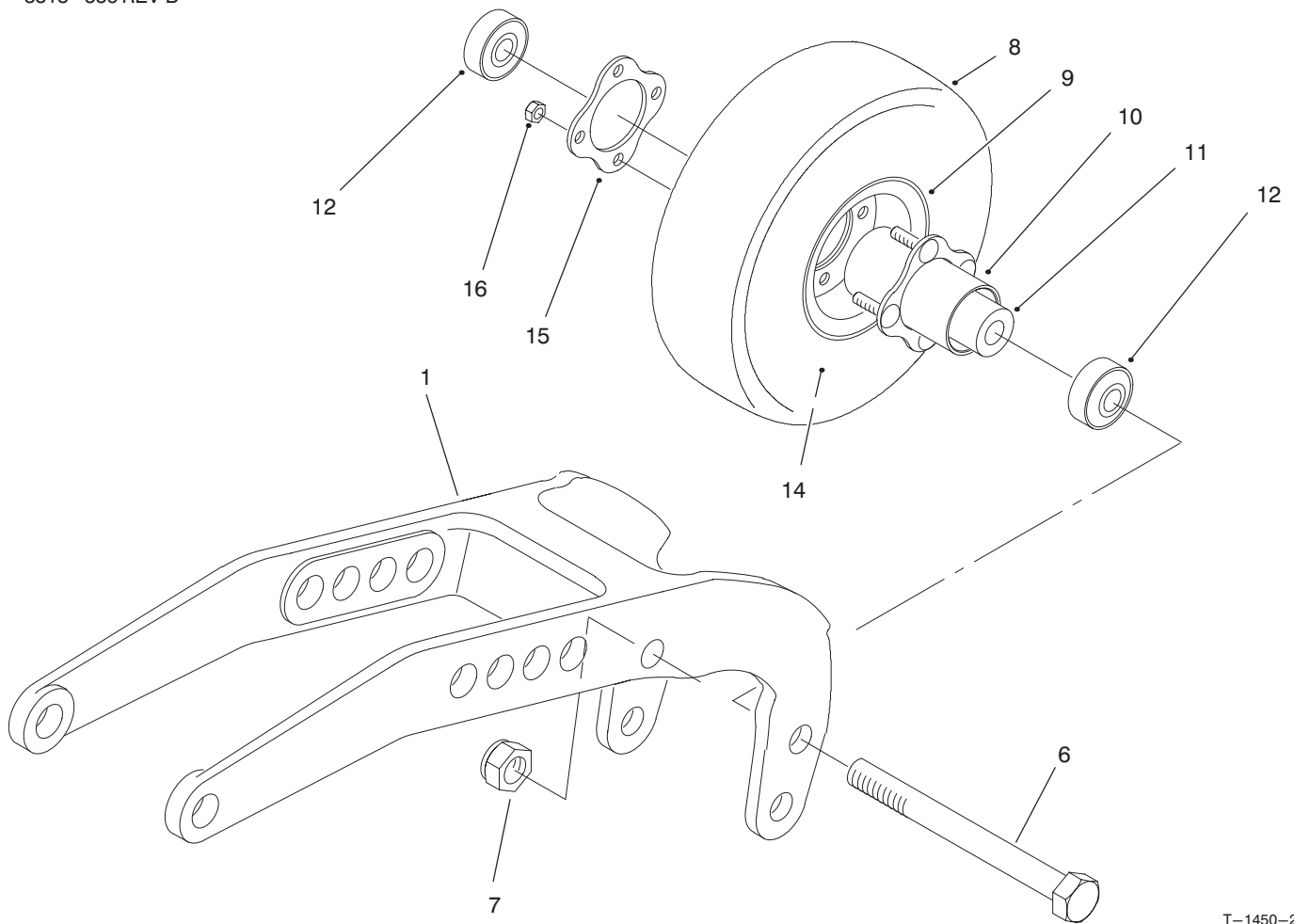


T-1461-3

FRONT CASTOR FORK ASSEMBLY

| Ref. No. | Part No. | Description | No. Used | Ref. No. | Part No. | Description | No. Used |
|----------|----------|--|----------|----------|----------|--|----------|
| 3 | 3296-53 | Nut - Lock | 2 | 19 | 302-5 | Fitting - Grease | 2 |
| 4 | 92-7750 | Fork (Used on Wing Units) | 2 | 20 | 251-332 | Spacer - Inner | 2 |
| * | 92-7752 | Fork (Used on Center Unit) | 2 | 21 | 251-321 | Bearing - Ball | 2 |
| 5 | 327-24 | Screw - Cap Hex. Hd. | 2 | * | 93-9938 | Wheel - 8" (Used on Wing Units) (Incl. Ref. #8-17) | 2 |
| 8 | 93-9939 | Tire - 8" | 2 | * | 93-4240 | Wheel - 10" (Used on Center Unit) (Incl. Ref. #8-17) | 2 |
| * | 93-4243 | Tire - 10" | 2 | * | 93-5974 | 8" Foam Filled Wheel Assy. (Optional) (Incl. Ref. #8-12, & 15-17) | 2 |
| 9 | 93-4239 | Rim - Wheel | 2 | * | 93-5973 | 10" Foam Filled Wheel Assy. (Optional) (Incl. Ref. #8-12, & 15-17) | 2 |
| 10 | 93-5980 | Hub | 2 | | | | |
| 11 | 93-4241 | Spacer - Bearing | 2 | | | | |
| 12 | 93-4237 | Bearing - Castor | 4 | | | | |
| 14 | 68-8950 | 8" Tube - w/Valve | 2 | | | | |
| * | 93-4244 | 10" Tube - w/Valve | 2 | | | | |
| 15 | 93-4242 | Plate | 2 | | | | |
| 16 | 32128-16 | Nut - Hex. Lock | 8 | | | | |
| 17 | 95-2741 | Rim - Wheel | 2 | | | | |
| 18 | 76-1880 | Segmented 10" Wheel Optional (Incl. Ref. #19-21) | 2 | | | | |

*Not Illustrated



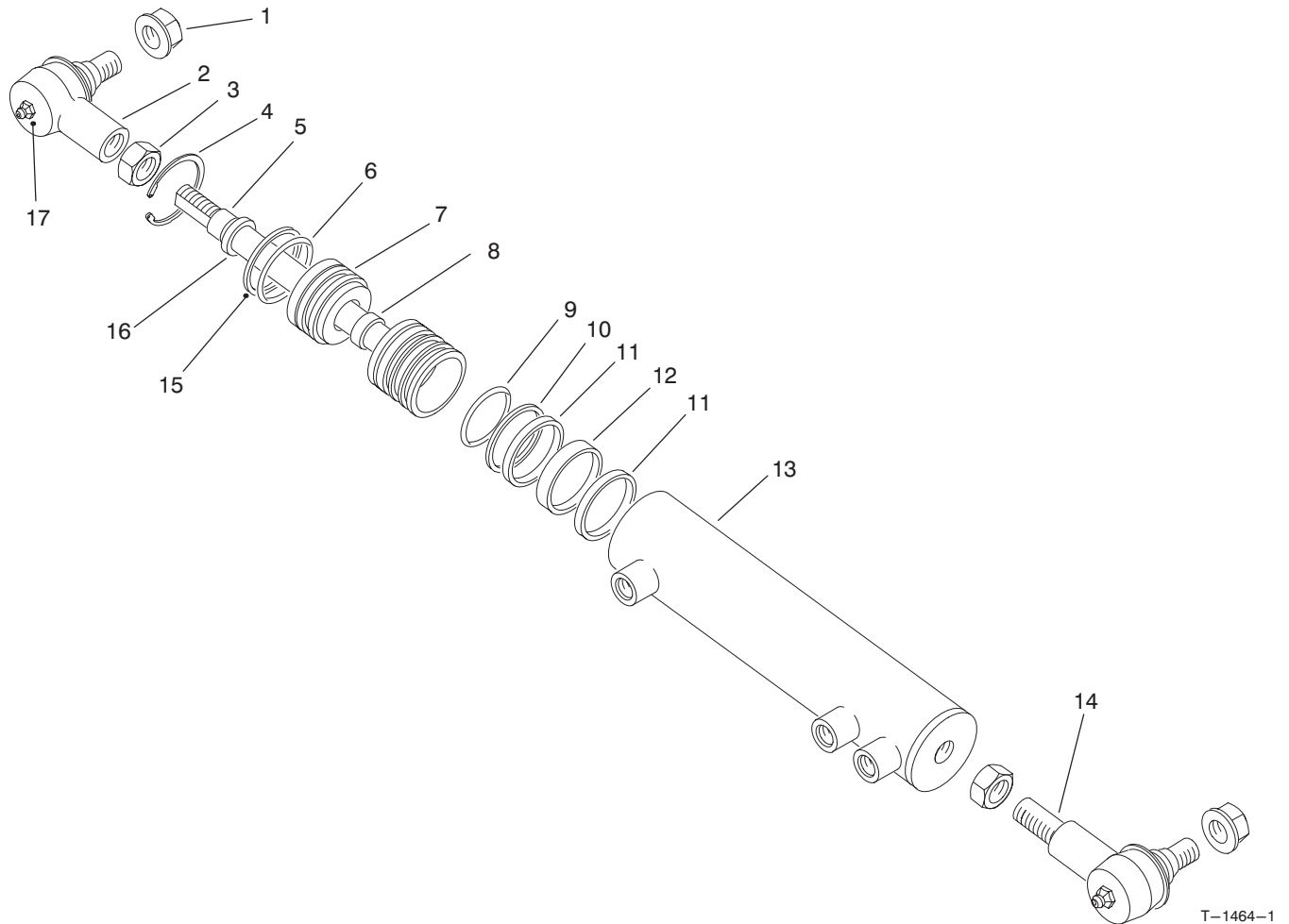
T-1450-2

REAR PIVOT ARM ASSEMBLY

| Ref. No. | Part No. | Description | No. Used |
|----------|----------|----------------------|----------|
| 1 | 75-9790 | Arm - Pivot, Rear | 2 |
| 6 | 327-24 | Screw - Cap Hex. Hd. | 2 |
| 7 | 3296-53 | Nut - Lock | 2 |
| 8 | 93-9939 | Tire - 8" | 2 |
| 9 | 93-4239 | Rim - Wheel | 4 |
| 10 | 93-5980 | Hub | 2 |
| 11 | 93-4241 | Spacer - Bearing | 2 |
| 12 | 93-4237 | Bearing - Castor | 4 |

| Ref. No. | Part No. | Description | No. Used |
|----------|----------|--|----------|
| 14 | 68-8950 | Tube - w/Valve | 2 |
| 15 | 93-4242 | Plate | 2 |
| 16 | 32128-16 | Nut - Flange Lock | 8 |
| * | 93-9938 | Castor Wheel Assembly (Incl. Ref. #8-16) | 2 |
| * | 93-5974 | 8" Foam Filled Wheel Assy. (Optional) (Incl. Ref. #8-16) | 2 |

*Not Illustrated

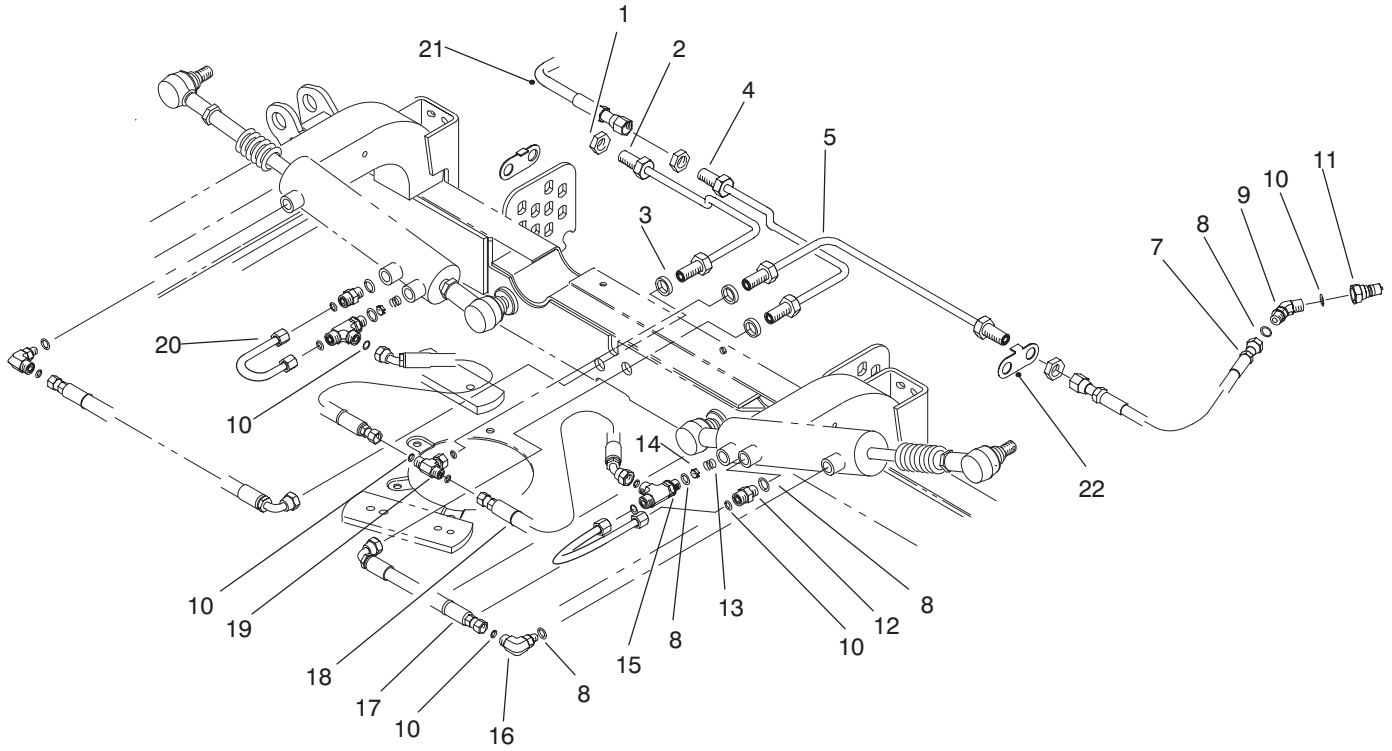


T-1464-1

HYDRAULIC CYLINDER ASSEMBLY NO. 86-2190

| Ref. No. | Part No. | Description | No. Used | Ref. No. | Part No. | Description | No. Used |
|----------|----------|-----------------------|----------|----------|----------|---|----------|
| 1 | 32128-54 | Nut - Flange | 2 | 12 | | Ring - Wear | 1 |
| 2 | 92-5810 | Assembly - Rod End | 1 | 13 | 92-0602 | Assembly - Barrel | 1 |
| 3 | 84-5300 | Nut - Jam | 2 | 14 | 92-5811 | Assembly - Rod End | 1 |
| 4 | | Ring - Retaining | 1 | 15 | | Back-up | 1 |
| 5 | 92-0603 | Piston & Rod Assembly | 1 | 16 | | Wiper | 1 |
| 6 | | O-Ring | 1 | 17 | 302-5 | Fitting - Grease | 2 |
| 7 | 92-0604 | Head - Ring Retaining | 1 | * | 86-2190 | Cylinder Assembly (Incl. Ref. 4-13 & 15-16) | 1 |
| 8 | | Cup - U | 1 | * | 92-0600 | Kit - Seal (Incl. Ref. #4, 6, 8-12, 15 & 16) | 1 |
| 9 | | O-Ring | 1 | | | | |
| 10 | | Ring - Piston | 1 | | | | |
| 11 | | Ring - Wear | 2 | | | | |

*Not Illustrated



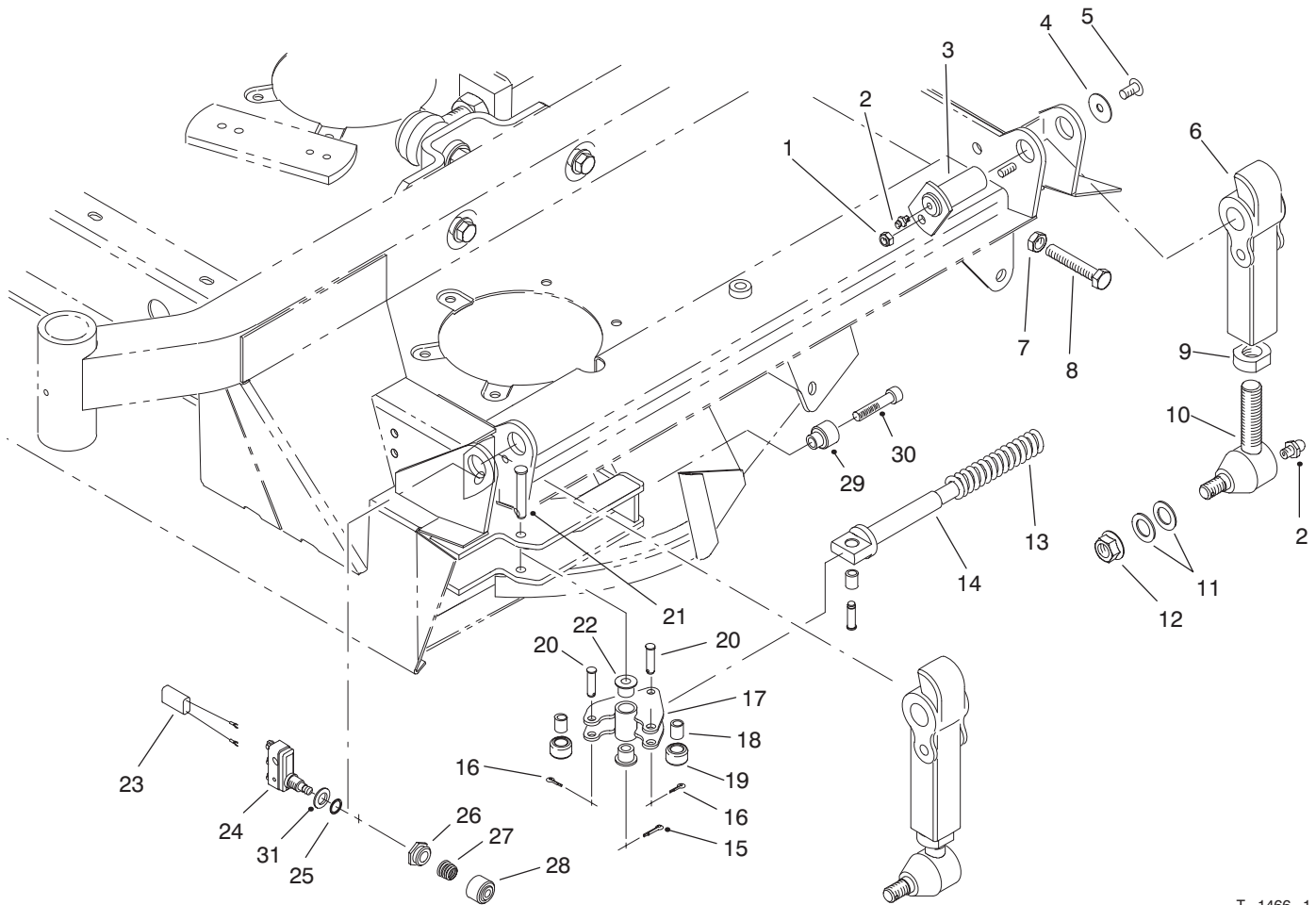
T-1460-1

HYDRAULIC HOSE ASSEMBLY

| Ref. No. | Part No. | Description | No. Used |
|----------|----------|----------------------|----------|
| 1 | 340-70 | Nut - Lock, Bulkhead | 6 |
| 2 | 86-2480 | Assembly - Tube | 1 |
| 3 | 86-0690 | Spacer | 3 |
| 4 | 86-2490 | Assembly - Tube | 1 |
| 5 | 86-2470 | Assembly - Tube | 1 |
| 7 | 86-2460 | Assembly - Hose | 2 |
| 8 | 237-42 | O-Ring | 14 |
| 9 | 340-87 | Fitting - Hydraulic | 3 |
| 10 | 237-22 | O-Ring | 9 |
| 11 | 86-5460 | Nipple - Coupler | 3 |
| 12 | 340-2 | Adapter - Straight | 2 |

| Ref. No. | Part No. | Description | No. Used |
|----------|----------|---------------------------|----------|
| 13 | 86-2630 | Spring - Compression | 2 |
| 14 | 84-6403 | Orifice | 2 |
| 15 | 340-86 | Fitting - Hydraulic, Tee | 2 |
| 16 | 340-77 | Elbow - Hydraulic 90° | 2 |
| 17 | 86-2440 | Assembly - Hose | 2 |
| 18 | 86-2450 | Assembly - Hose | 2 |
| 19 | 340-166 | Fitting | 1 |
| 20 | 86-2640 | Assembly - Tube, Cylinder | 2 |
| 21 | 86-1420 | Hose - Hydraulic | 1 |
| 22 | 92-5807 | Retainer - Hardlines | 2 |

*Not Illustrated

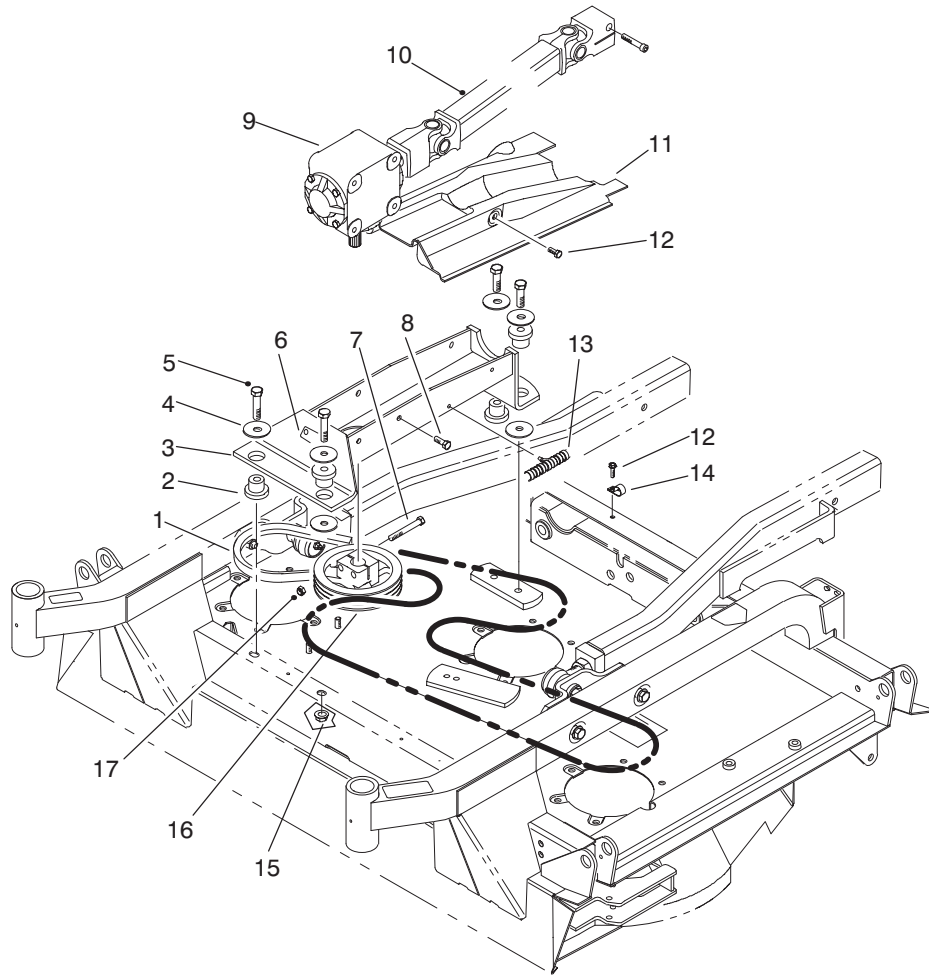


T-1466-1

PIVOT ARM ASSEMBLY

| Ref. No. | Part No. | Description | No. Used | Ref. No. | Part No. | Description | No. Used |
|----------|----------|-------------------------------|----------|----------|----------|---|----------|
| 1 | 3296-29 | Nut - Lock | 2 | 17 | 86-2150 | Lock | 2 |
| 2 | 302-5 | Fitting - Grease | 8 | 18 | 86-2090 | Bushing | 6 |
| 3 | 84-1350 | Pin - Pivot | 2 | 19 | 86-2120 | Roller | 4 |
| 4 | 53-6380 | Washer | 4 | 20 | 283-61 | Pin - Clevis | 6 |
| 5 | 323-4 | Screw - Hex. Hd | 4 | 21 | 86-2130 | Pin - Clevis | 2 |
| 6 | 84-0800 | Arm - Pivot | 4 | 22 | 86-2180 | Bushing | 4 |
| 7 | 3218-18 | Nut - Jam | 2 | 23 | 72-3790 | Wire Assembly | 2 |
| 8 | 60-9870 | Screw | 2 | 24 | 86-2680 | Switch | 2 |
| 9 | 86-2070 | Nut | 4 | * | 86-2681 | Switch Hardware Packet (Incl. Ref. #25-28) | 1 |
| 10 | 86-2080 | Ball Joint (Incl. Ref. #2) | 4 | 25 | | Washer | 2 |
| 11 | 86-1440 | Washer - Lock | 8 | 26 | | Nut | 2 |
| 12 | 32128-54 | Nut - Flange | 8 | 27 | | Spring | 2 |
| 13 | 86-2560 | Spring | 2 | 28 | | Boot | 2 |
| 14 | 86-2650 | Support - Spring | 2 | 29 | 92-4036 | Cap - Rod | 2 |
| 15 | 3272-9 | Pin - Cotter | 2 | 30 | 92-4037 | Screw - Hex. Socket Hd. | 2 |
| 16 | 3272-5 | Pin - Cotter | 6 | 31 | 41-8440 | Washer | 2 |

*Not Illustrated



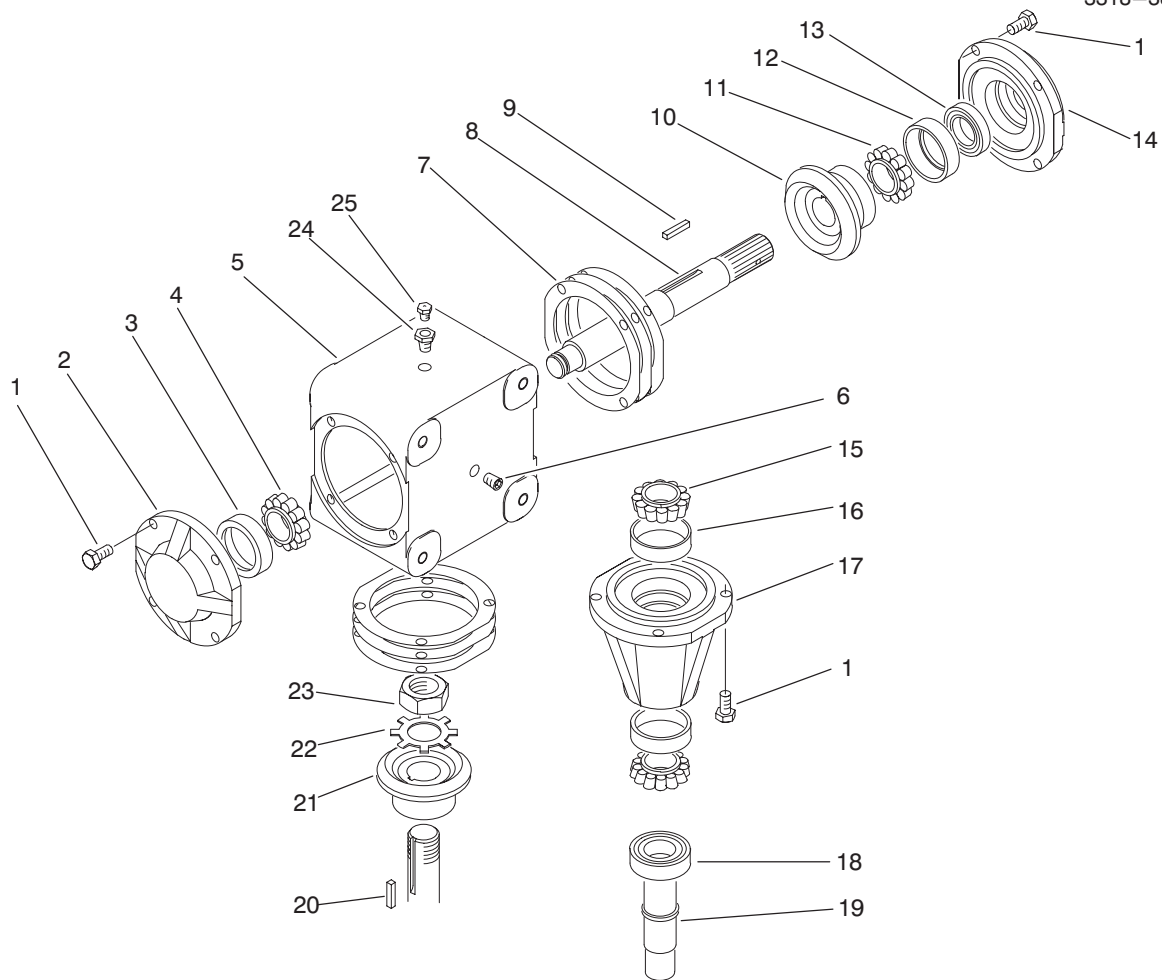
T-1455-1

GEAR BOX, MOUNT & DRIVE SHAFT ASSEMBLY

| Ref. No. | Part No. | Description | No. Used |
|----------|----------|-----------------------|----------|
| 1 | 86-1970 | V-Belt | 1 |
| 2 | 84-1550 | Mount - Rubber | 4 |
| 3 | 86-2020 | Support - Gear Box | 1 |
| 4 | 86-1990 | Washer | 6 |
| 5 | 325-9 | Screw - Cap Hex. Hd. | 4 |
| 6 | 70-2560 | Decal - Lube | 1 |
| * | 93-6697 | Decal - Lube (Europe) | 1 |
| 7 | 323-14 | Screw - Cap Hex. Hd. | 2 |
| 8 | 3234-1 | Screw - Cap Hex. Hd. | 4 |
| 9 | 86-3090 | Gear Box | 1 |

| Ref. No. | Part No. | Description | No. Used |
|----------|----------|---------------------------------------|----------|
| 10 | 86-1730 | Drive Shaft | 1 |
| 11 | 86-1830 | Cover - Drive Shaft | 1 |
| 12 | 32144-70 | Screw - Hex. Flange Hd. | 3 |
| 13 | 86-1910 | Wire Harness | 1 |
| 14 | 2412-138 | Clamp-R | 1 |
| 15 | 32128-23 | Nut - Hex. Flange Hd. | 4 |
| * | 86-3100 | Pulley - Gearbox 7.50 Dia. (Optional) | 1 |
| 16 | 86-1410 | Pulley - Gearbox 6.50 Dia. | 1 |
| 17 | 3296-39 | Nut - Lock | 2 |

*Not Illustrated

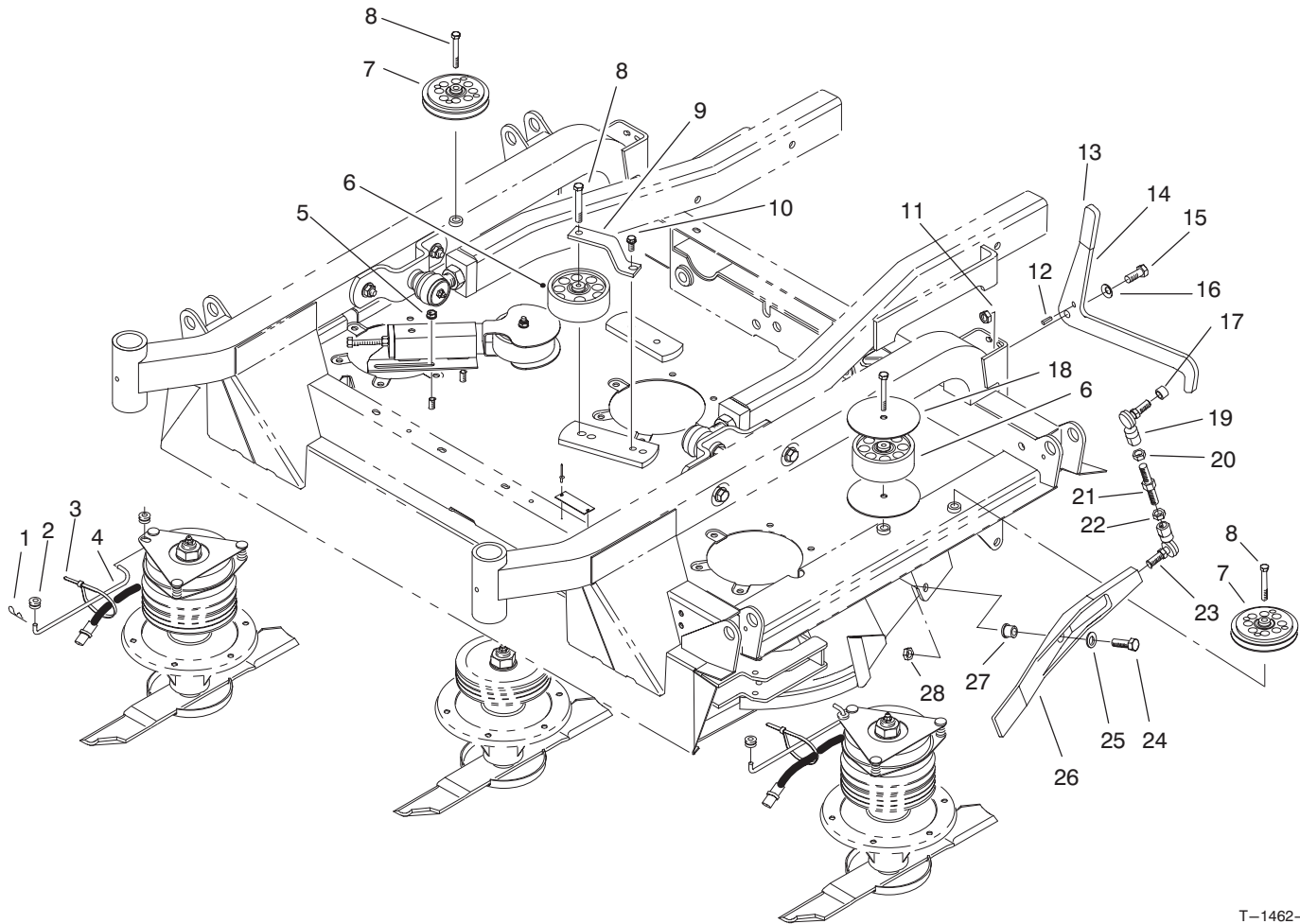


T-1463-2

GEAR BOX ASSEMBLY 86-3090

| Ref. No. | Part No. | Description | No. Used | Ref. No. | Part No. | Description | No. Used |
|----------|----------|----------------|----------|----------|----------|-------------------------|----------|
| 1 | 62-3310 | Screw | 12 | 13 | 92-0609 | Seal | 1 |
| 2 | 62-3320 | Cap - Blank | 1 | 14 | 92-0608 | Cap - Thru | 1 |
| 3 | 62-3340 | Cup - Bearing | 1 | 15 | 92-0616 | Cone - Bearing | 2 |
| 4 | 254-94 | Cone - Bearing | 1 | 16 | 92-0617 | Cup - Bearing | 2 |
| 5 | 92-0605 | Housing | 1 | 17 | 92-0618 | Hub | 1 |
| 6 | 62-3490 | Plug - Pipe | 2 | 18 | 92-0615 | Seal | 1 |
| 7 | 21-6180 | Gasket - .015 | A/R | 19 | 92-0614 | Shaft - Pinion | 1 |
| * | 62-3430 | Gasket - .005 | A/R | 20 | 62-3380 | Key | 1 |
| * | 62-3440 | Gasket - .003 | A/R | 21 | 92-0619 | Gear - LH | 1 |
| 8 | 92-0620 | Shaft - Thru | 1 | 22 | 92-0613 | Washer - Lock, Gear | 1 |
| 9 | 92-0606 | Key | 1 | 23 | 92-0612 | Nut - Lock | 1 |
| 10 | 92-0607 | Gear - RH | 1 | 24 | 62-3550 | Bushing - Reducer | 1 |
| 11 | 92-0610 | Cone - Bearing | 1 | 25 | 62-3520 | Valve - Pressure Relief | 1 |
| 12 | 92-0611 | Cup - Bearing | 1 | | | | |

*Not Illustrated

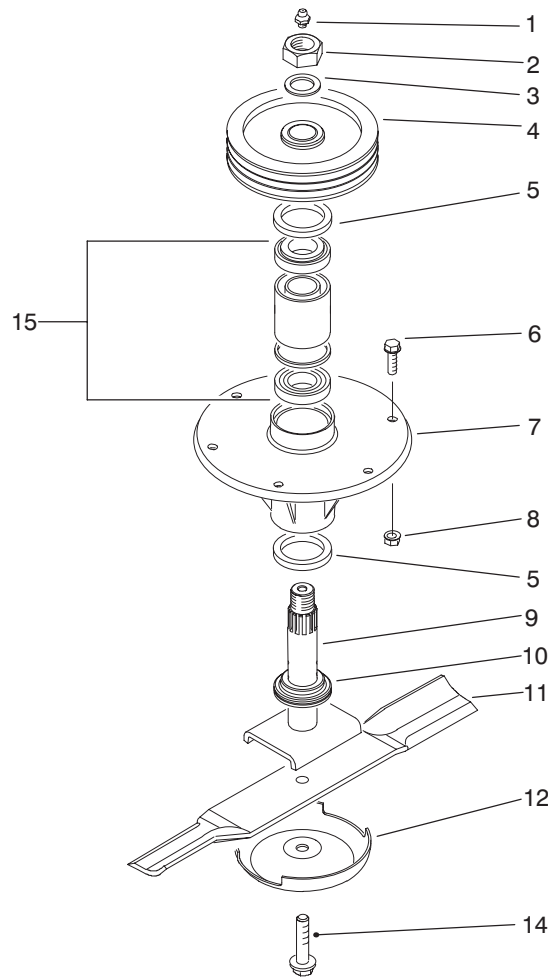


T-1462-2

CENTER DECK PULLEY ASSEMBLIES

| Ref. No. | Part No. | Description | No. Used |
|----------|----------|-------------------------|----------|
| 1 | 3290-467 | Pin - Hair, Cotter | 2 |
| 2 | 237-141 | Grommet - Rubber | 4 |
| 3 | 3290-378 | Tie - Cable | 2 |
| 4 | 86-2590 | Rod - Clutch | 2 |
| 5 | 32128-19 | Nut - Lock, Flange Hd. | 2 |
| 6 | 92-0625 | Idler Pulley Assembly | 2 |
| 7 | 92-9722 | Idler Pulley Assembly | 2 |
| 8 | 323-13 | Screw - Cap Hex. Hd. | 4 |
| 9 | 86-1820 | Bracket - Pulley | 1 |
| 10 | 32144-70 | Screw - Hex. Flange Hd. | 1 |
| 11 | 3296-25 | Nut - Lock | 2 |
| 12 | 32121-11 | Pin - Roll | 2 |
| 13 | 48-7081 | Cover - Handle | 2 |
| 14 | 86-2400 | Latch - Arm | 2 |

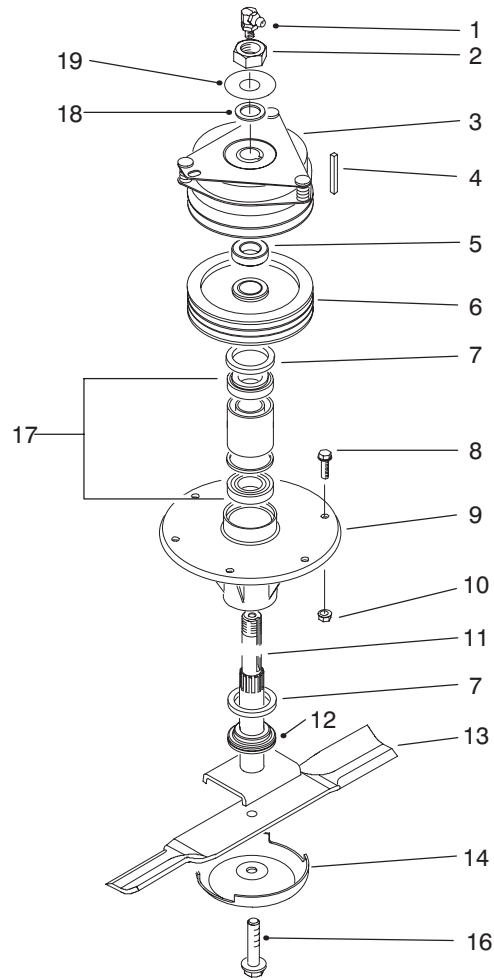
| Ref. No. | Part No. | Description | No. Used |
|----------|----------|----------------------|----------|
| 15 | 325-5 | Screw - Cap Hex. Hd. | 2 |
| 16 | 3290-483 | Washer - Belleville | 2 |
| 17 | 86-1560 | Spacer | 2 |
| 18 | 86-2600 | Washer | 2 |
| 19 | 86-1490 | Rod End - LH Thread | 2 |
| 20 | 3220-12 | Nut - Jam LH Thread | 2 |
| 21 | 86-1570 | Rod - Threaded | 2 |
| 22 | 3220-5 | Nut - Jam | 2 |
| 23 | 86-1550 | Rod End - RH Thread | 2 |
| 24 | 325-7 | Screw - Cap Hex. Hd. | 2 |
| 25 | 3256-26 | Washer - Flat | 2 |
| 26 | 92-4033 | Door Trap | 2 |
| 27 | 256-243 | Bushing | 2 |
| 28 | 3296-45 | Nut - Lock | 2 |



T-1328-1

SPINDLE ASSEMBLY (Center)

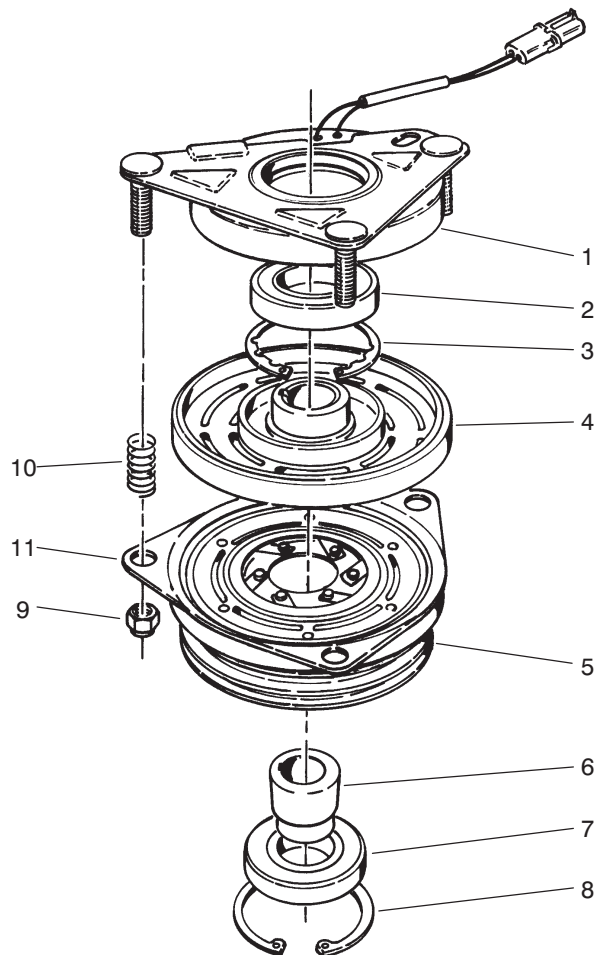
| Ref. No. | Part No. | Description | No. Used | Ref. No. | Part No. | Description | No. Used |
|----------|----------|--------------------------|----------|----------|----------|-------------------------|----------|
| 1 | 302-2 | Fitting - Grease | 1 | 8 | 3290-357 | Nut - Lock, Flange Head | 6 |
| 2 | 3296-49 | Nut - Lock | 1 | 9 | 86-2340 | Shaft - Spindle | 1 |
| 3 | 86-1480 | Washer | 1 | 10 | 92-9800 | Spacer - Spindle | 1 |
| 4 | 84-0780 | Pulley | 1 | 11 | 86-0010 | Blade - 19" | 1 |
| 5 | 253-154 | Seal - Oil | 2 | 12 | 72-9361 | Cup - Anti-Scalp | 1 |
| 6 | 3234-11 | Screw - Hex. Flange Head | 6 | 14 | 92-5816 | Bolt - Blade | 1 |
| 7 | 69-1530 | Housing - Spindle | 1 | 15 | 71-2530 | Assembly - Bearing | 1 |



T-1329-2

SPINDLE ASSEMBLY (Clutch)

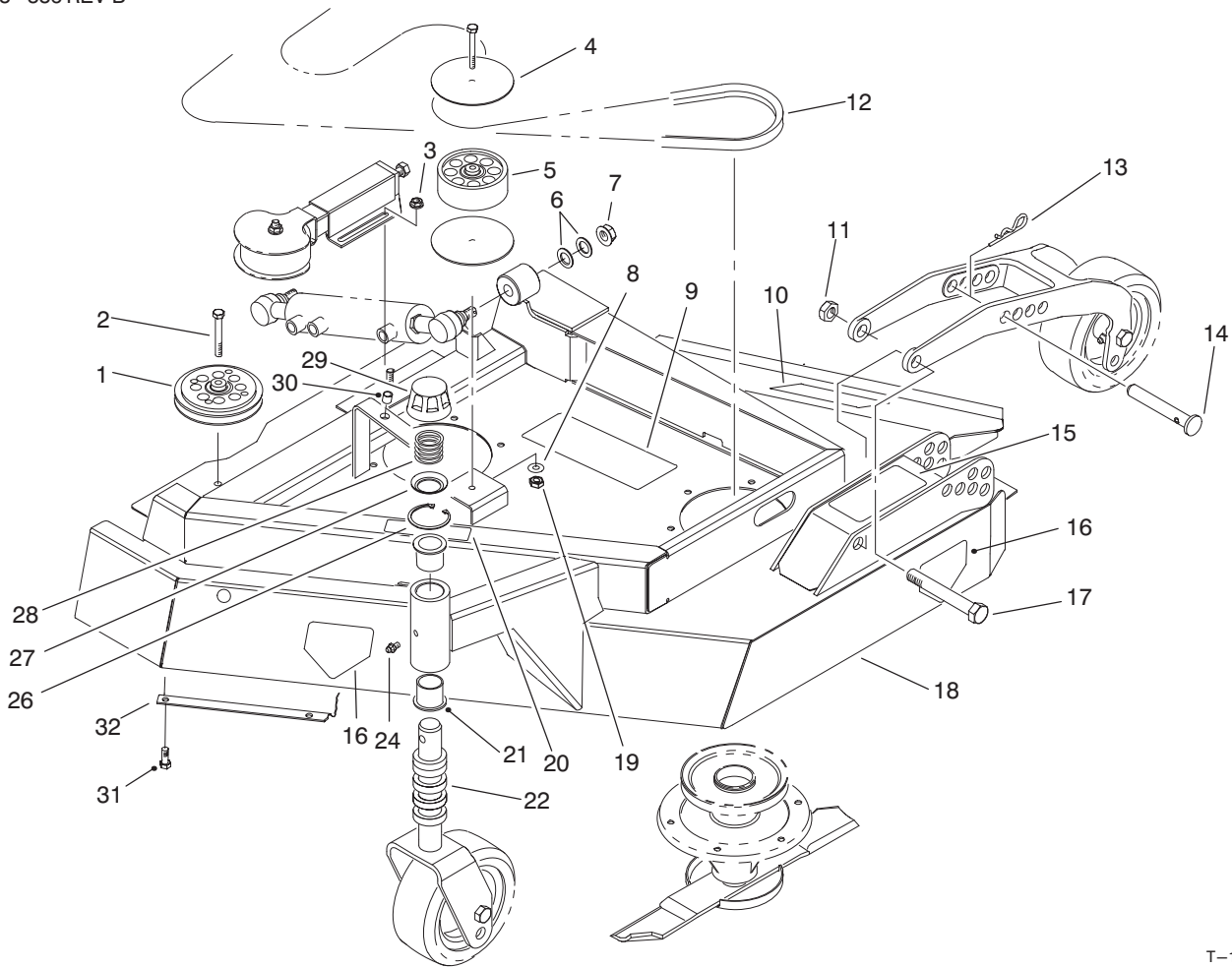
| Ref. No. | Part No. | Description | No. Used | Ref. No. | Part No. | Description | No. Used |
|----------|----------|---------------------------|----------|----------|----------|--------------------|----------|
| 1 | 302-33 | Fitting - Grease 90° | 1 | 10 | 3290-357 | Nut - Flange | 6 |
| 2 | 3296-49 | Nut - Lock | 1 | 11 | 86-2360 | Shaft - Spindle | 1 |
| 3 | 86-1710 | Assembly - Clutch, Elect. | 1 | 12 | 92-9800 | Spacer - Spindle | 1 |
| 4 | 68-3220 | Key - Square | 1 | 13 | 86-0010 | Blade - 19" | 1 |
| 5 | 86-1740 | Spacer | 1 | 14 | 72-9361 | Cup - Anti-Scalp | 1 |
| 6 | 84-0780 | Pulley | 1 | 16 | 92-5816 | Bolt - Blade | 1 |
| 7 | 253-154 | Seal - Wave | 2 | 17 | 71-2530 | Assembly - Bearing | 1 |
| 8 | 3234-11 | Screw - Hex. Flange Head | 6 | 18 | 86-1480 | Washer | 1 |
| 9 | 69-1530 | Housing - Spindle | 1 | 19 | 94-8013 | Washer | 1 |



T-0544-1

CLUTCH ASSEMBLY NO. 86-1710

| Ref. No. | Part No. | Description | No. Used | Ref. No. | Part No. | Description | No. Used |
|----------|----------|--|----------|----------|----------|------------------|----------|
| 1 | 67-7050 | Field Rotor Assembly (Incl. Ref. #2-4) | 1 | 6 | 67-7080 | Collar - Bearing | 1 |
| 2 | | Bearing - Field | 1 | 7 | 67-7090 | Bearing - Pulley | 1 |
| 3 | | Ring - Retaining | 1 | 8 | 67-7060 | Ring - Retaining | 1 |
| 4 | | Field Coil Assembly | 1 | 9 | 3296-6 | Nut - Lock | 3 |
| 5 | 92-0627 | Armature & Pulley Assy. (Incl. Ref. #6-8) | 1 | 10 | 44-8320 | Spring | 3 |
| | | | | 11 | 67-7100 | Plate - Brake | 1 |



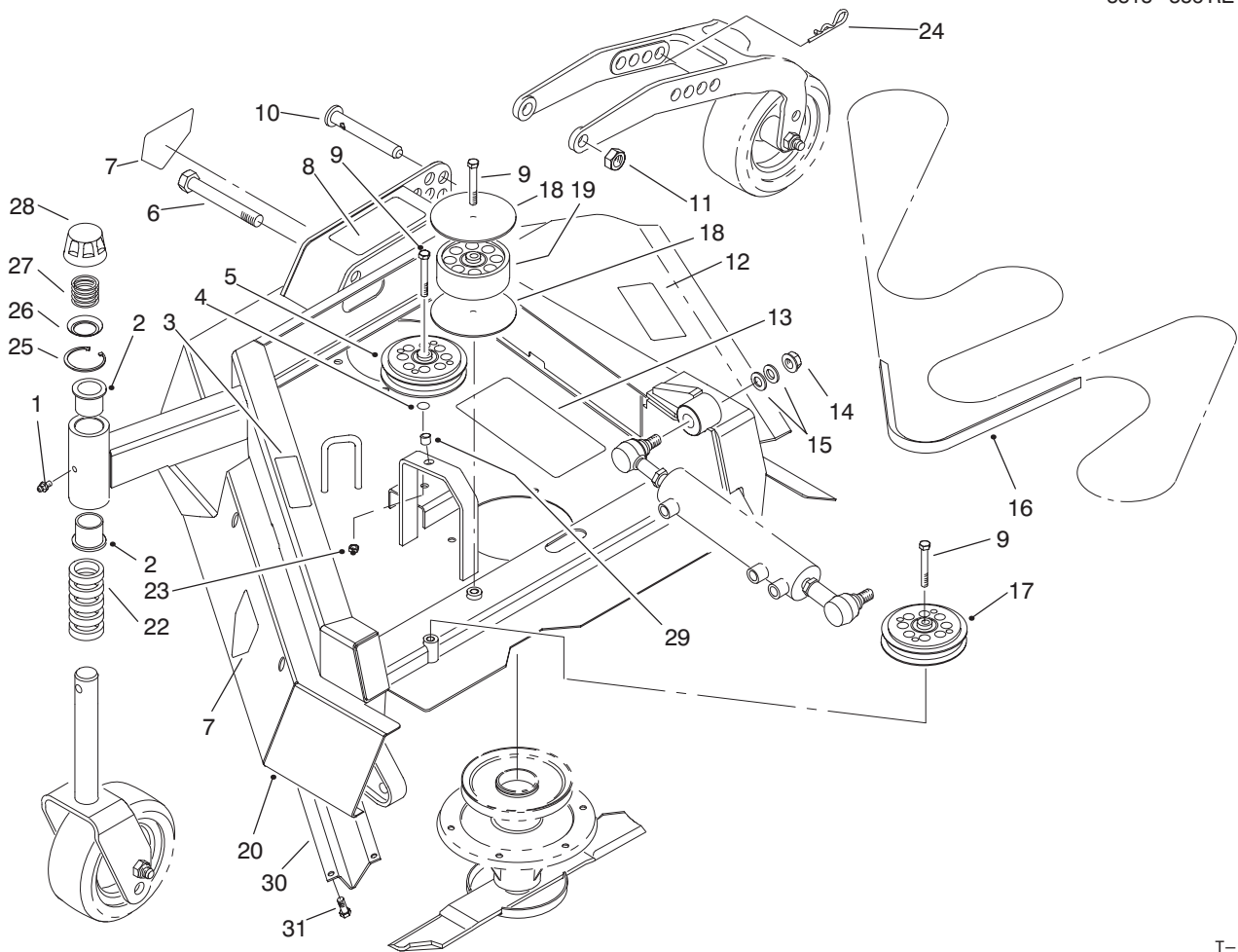
T-1454-2

WING DECK ASSEMBLY – L.H.

| Ref. No. | Part No. | Description | No. Used |
|----------|----------|-------------------------|----------|
| 1 | 92-9722 | V-Idler Pulley Assembly | 2 |
| 2 | 323-13 | Screw – Cap Hex. Hd. | 2 |
| 3 | 32128-19 | Nut – Lock Flange Hd. | 2 |
| 4 | 86-2600 | Washer – Belt Guide | 2 |
| 5 | 92-0625 | Idler Pulley Assembly | 1 |
| 6 | 86-1440 | Washer – Flat | 2 |
| 7 | 32128-54 | Nut – Flange | 1 |
| 8 | 53-6380 | Washer – Flat | 1 |
| 9 | 86-0750 | Decal – Belt LH | 1 |
| 10 | 66-1340 | Decal – Danger | 1 |
| * | 93-7824 | Decal – Danger (Europe) | 1 |
| 11 | 3296-15 | Nut – Lock | 1 |
| 12 | 86-1960 | V-Belt | 1 |
| 13 | 3290-256 | Pin – Cotter Hair | 1 |
| 14 | 86-2010 | Pin – H.O.C., Wing | 1 |
| 15 | 86-0710 | Decal – H.O.C. | 1 |
| * | 93-9412 | Decal – H.O.C. (Europe) | 1 |
| 16 | 43-8480 | Decal – Danger | 2 |
| * | 93-7815 | Decal – Danger (Europe) | 2 |
| 17 | 3216-6 | Screw – Cap Hex. Hd. | 1 |

| Ref. No. | Part No. | Description | No. Used |
|----------|----------|--|----------|
| 18 | 92-7756 | Wing Deck Assembly LH (Incl. Ref. #9, 10, 15, 16, 20, 21 & 30) | 1 |
| 19 | 3296-39 | Nut – Lock | 1 |
| 20 | 85-6410 | Decal – Danger | 1 |
| * | 93-7814 | Decal – Danger (Europe) | 1 |
| 21 | 69-6470 | Bushing | 2 |
| 22 | 69-1510 | Spacer | 5 |
| 24 | 302-5 | Fitting – Grease | 1 |
| 26 | 92-5581 | Ring – Retaining, Internal | 1 |
| 27 | 92-5583 | Washer | 1 |
| 28 | 92-9726 | Spring – Compression | 1 |
| 29 | 92-8861 | Cap | 1 |
| 30 | 32148-10 | Insert – Threaded | 1 |
| 31 | 32144-11 | Screw – Hex. Washer Hd. (Europe) | 10 |
| 32 | 93-7208 | Shield – Wing (Europe) | 1 |
| * | 92-9727 | Cap Assembly – H.O.C. (Incl. Ref. #26-29) | 1 |

*Not Illustrated

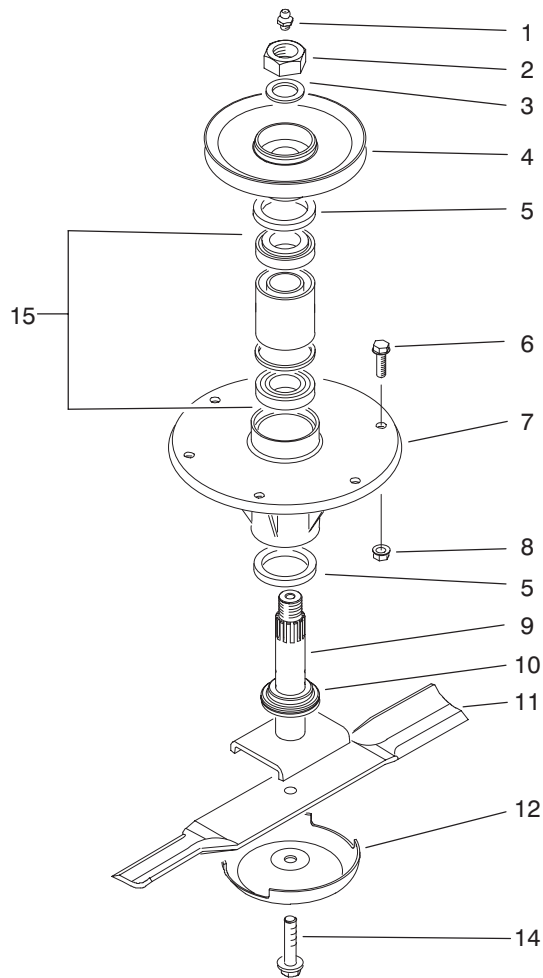


T-1452-2

WING DECK ASSEMBLY – R.H.

| Ref. No. | Part No. | Description | No. Used | Ref. No. | Part No. | Description | No. Used |
|----------|----------|-------------------------|----------|----------|----------|---|----------|
| 1 | 302-5 | Fitting – Grease | 1 | 17 | 92-9722 | Idler Pulley Assembly | 1 |
| 2 | 69-6470 | Bushing | 2 | 18 | 86-2600 | Washer – Guide, Belt | 2 |
| 3 | 85-6410 | Decal – Danger | 1 | 19 | 92-0625 | Idler Pulley Assembly | 1 |
| * | 93-7814 | Decal – Danger (Europe) | 1 | 20 | 92-7758 | Wing Deck Assembly R.H. (Incl. Ref. #2, 3, 7, 8, 12, 13 & 29) | 1 |
| 4 | 3256-35 | Washer – Flat | 1 | 22 | 69-1510 | Spacer – Fork | 5 |
| 5 | 92-9721 | Idler Pulley Assembly | 1 | 23 | 3296-39 | Nut – Lock | 1 |
| 6 | 3216-6 | Screw – Cap Hex. Hd. | 1 | 24 | 3290-256 | Pin – Cotter, Hair | 1 |
| 7 | 43-8480 | Decal – Danger | 2 | 25 | 92-5581 | Ring – Retaining, Internal | 1 |
| * | 93-7815 | Decal – Danger (Europe) | 2 | 26 | 92-5583 | Washer | 1 |
| 8 | 86-0700 | Decal – H.O.C. | 1 | 27 | 92-9726 | Spring – Compression | 1 |
| * | 93-9413 | Decal – H.O.C. (Europe) | 1 | 28 | 92-8861 | Cap | 1 |
| 9 | 323-13 | Screw – Cap Hex. Hd. | 3 | 29 | 32148-10 | Insert – Threaded | 1 |
| 10 | 86-2010 | Pin – H.O.C. Pivot | 1 | 30 | 93-7208 | Shield – Wing (Europe) | 1 |
| 11 | 3296-15 | Nut – Lock | 1 | 31 | 32144-11 | Screw – Hex. Washer Hd. (Europe) | 10 |
| 12 | 66-1340 | Decal – Danger | 1 | * | 92-9727 | Cap Assembly H.O.C. (Incl. Ref. #25-28) | 1 |
| * | 93-7824 | Decal – Danger (Europe) | 1 | | | | |
| 13 | 86-0760 | Decal | 1 | | | | |
| 14 | 32128-54 | Nut – Flange | 1 | | | | |
| 15 | 86-1440 | Washer – Flat | 2 | | | | |
| 16 | 86-1960 | V-Belt | 1 | | | | |

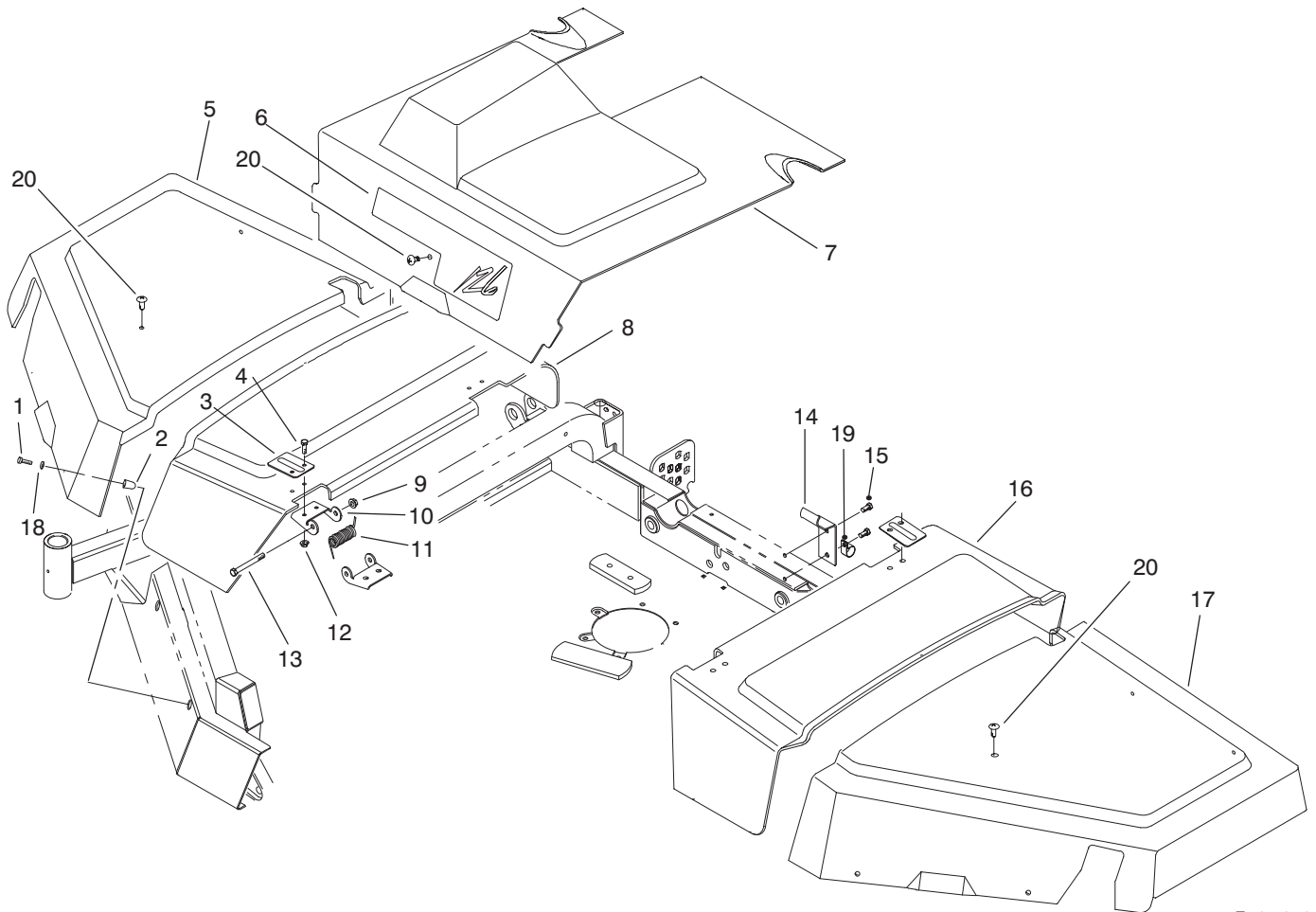
*Not Illustrated



T-1327-1

SPINDLE ASSEMBLY (Wings)

| Ref. No. | Part No. | Description | No. Used | Ref. No. | Part No. | Description | No. Used |
|----------|----------|--------------------------|----------|----------|----------|--------------------|----------|
| 1 | 302-2 | Fitting - Grease | 1 | 8 | 3290-357 | Nut - Flange | 6 |
| 2 | 3296-49 | Nut - Lock | 1 | 9 | 86-2340 | Shaft - Spindle | 1 |
| 3 | 86-1480 | Washer | 1 | 10 | 92-9800 | Spacer - Spindle | 1 |
| 4 | 86-1700 | Pulley | 1 | 11 | 86-0010 | Blade - 19" | 1 |
| 5 | 253-154 | Seal - Oil | 2 | 12 | 72-9361 | Cup - Anti-Scalp | 1 |
| 6 | 3234-11 | Screw - Hex. Flange Head | 6 | 14 | 92-5816 | Bolt - Blade | 1 |
| 7 | 69-1530 | Housing - Spindle | 1 | 15 | 71-2530 | Assembly - Bearing | 1 |



T-1453-2

COVER ASSEMBLY

| Ref. No. | Part No. | Description | No. Used | Ref. No. | Part No. | Description | No. Used |
|----------|----------|----------------------------|----------|----------|----------|---------------------------|----------|
| 1 | 3250-20 | Screw - Pan Phil. Hd. | 8 | 11 | 86-1920 | Spring - Torsion | 2 |
| 2 | 86-0790 | Button - Guard | 8 | 12 | 32128-20 | Nut - Lock, Flange Head | 8 |
| 3 | 86-1900 | Plate - Hinge | 4 | 13 | 323-15 | Screw - Cap Hex. Head | 4 |
| 4 | 3234-29 | Screw - Cap Flange Head | 8 | 14 | 86-2660 | Stop - Cover | 1 |
| 5 | 86-1840 | Cover - Right Hand | 1 | 15 | 32144-70 | Screw | 2 |
| 6 | 86-0770 | Decal - Quadfloat | 1 | 16 | 86-1880 | Cover - Center, Left Hand | 1 |
| 7 | 86-1860 | Cover - Center | 1 | 17 | 86-1850 | Cover - Left Hand | 1 |
| 8 | 86-1870 | Cover - Center, Right Hand | 1 | 18 | 3256-67 | Washer - Flat | 8 |
| 9 | 3296-59 | Nut - Lock, Flange Head | 4 | 19 | 2412-138 | Clamp - R | 1 |
| 10 | 86-1890 | Hinge | 4 | 20 | 3250-36 | Screw - Pan Hd. | 3 |

TORO PART NUMBER INDEX

| Part No. | Description | Pg. No. | Ref. No. | Qty. | Part No. | Description | Pg. No. | Ref. No. | Qty. |
|----------|--------------------------|---------|----------|------|----------|------------------------|---------|----------|------|
| 3-1506 | Bushing - Flange | 3 | 9 | 2 | 48-9460 | Screw - Cap Hex. Hd. | 33 | 16 | 1 |
| 3-6498 | Washer | 28 | 49 | 2 | 48-9470 | Bolt - Hex. Head | 26 | 11 | 3 |
| 5-2512 | Bushing - Sleeve | 7 | 19 | 2 | 48-9470 | Screw - Cap Hex. Hd. | 33 | 12 | 1 |
| 10-8110 | Washer - Thrust | 9 | 13 | 1 | 49-2640 | Seal-Shaft | 30 | 5 | 1 |
| 14-0859 | Fuel Tank Plate Assembly | 21 | 25 | 1 | 49-2660 | Frontplate Assembly | 30 | 7 | 1 |
| 14-0949 | Battery Base Assembly | 33 | 40 | 1 | 49-2670 | Plate-Wear | 30 | 13 | 1 |
| 20-9500 | Washer | 10 | 55 | 2 | 49-2680 | Seal - O-Ring (Molded) | 30 | 10 | 1 |
| 21-3000 | Nut | 76 | 7 | 2 | 49-2690 | Gasket-Backup | 30 | 12 | 1 |
| 21-4191 | Seat Belt Assembly | 74 | 1 | 1 | 49-2700 | Seal-Bearing | 30 | 11 | 1 |
| 21-6180 | Gasket - .015 | 85 | 7 A/R | | 52-9230 | Ring-Retaining | 11 | 3 | 1 |
| 21-9260 | Cover - Dust | 9 | 6 | 1 | 52-9240 | Bushing-Seal, Gland | 11 | 4 | 1 |
| 23-7270 | Nut - Wheel | 6 | 20 | 10 | 52-9250 | Needle Bearing Kit | 11 | * | 1 |
| 25-2380 | Plate - Thrust | 5 | 10 | 1 | 52-9260 | Screw-Set | 11 | 1 | 1 |
| 25-2430 | Pin - Straight | 5 | 13 | 1 | 52-9270 | Seat-Ball, Check | 11 | 24 | 1 |
| 27-2360 | Switch - Ignition | 18 | 20 | 1 | 52-9280 | Ball-Check | 11 | 22 | 1 |
| 27-3710 | Dipstick | 3 | 21 | 1 | 52-9290 | Retainer-Check Ball | 11 | 21 | 1 |
| 28-3380 | Plate - Valve | 5 | 1 | 1 | 52-9320 | Drive | 11 | 15 | 1 |
| 28-3520 | O-Ring | 31 | 31 | 1 | 53-6380 | Washer | 83 | 4 | 4 |
| 28-3570 | O-Ring | 31 | 11 | 1 | 53-6380 | Washer - Flat | 90 | 8 | 1 |
| 29-4820 | Roller | 76 | 29 | 2 | 53-9681 | Mount - Rubber, Engine | 33 | 9 | 2 |
| 29-6163 | Switch - Micro | 28 | 26 | 1 | 53-9682 | Mount - Rubber, Eng | 33 | 31 | 1 |
| 31-0390 | Washer - Friction | 10 | 56 | 2 | 53-9682 | Mount - Rubber, Engine | 33 | 44 | 1 |
| 37-2690 | Capacitor | 12 | 12 | 1 | 55-4300 | Decal - Warning | 78 | 10 | 1 |
| 37-2690 | Capacitor (Europe) | 12 | 41 | 1 | 55-4300 | Decal - Warning | 76 | 33 | 2 |
| 37-8771 | Screw - Hex. Washer Hd. | 53 | 23 | 2 | 56-6710 | Seal - O-Ring | 30 | 9 | 2 |
| 41-8440 | Washer | 83 | 31 | 2 | 56-7973 | Clamp | 32 | 20 | 2 |
| 43-8480 | Decal - Danger | 91 | 7 | 2 | 56-7973 | Clamp - Hose | 60 | 58 | 2 |
| 43-8480 | Decal - Danger | 90 | 16 | 2 | 56-7973 | Clamp - Hose | 62 | 58 | 2 |
| 43-8480 | Decal - Danger | 76 | 41 | 1 | 56-7973 | Clamp - Tube | 9 | 46 | 4 |
| 43-8600 | Spring - Switch | 12 | 20 | 1 | 56-7973 | Clamp - Tube | 57 | 56 | 2 |
| 43-8610 | Guide | 12 | 19 | 1 | 57-0680 | Shaft | 76 | 28 | 2 |
| 43-8610 | Guide - Spring & Ball | 3 | 50 | 1 | 57-0690 | Pin | 76 | 27 | 2 |
| 43-8620 | Guide - Pin, Switch | 12 | 22 | 1 | 57-5420 | Screw - Shoulder | 25 | 1 | 1 |
| 43-8860 | Plunger - Switch | 12 | 21 | 1 | 58-6290 | Poppet Assembly | 20 | 34 | 3 |
| 43-9071 | Boot - Switch | 12 | 11 | 1 | 58-6310 | Spacer | 20 | 28 | 3 |
| 43-9071 | Seat Switch Assembly | 12 | * | 1 | 58-6320 | Wiper - Seal | 20 | 24 | 3 |
| 44-8320 | Spring | 27 | 9 | 3 | 58-6330 | Seat Assy. | 20 | 35 | 3 |
| 44-8320 | Spring | 89 | 10 | 3 | 58-6340 | Seal - O-Ring | 20 | 36 | 3 |
| 46-0330 | Nut-Hex | 50 | 1 | 2 | 58-6350 | Plug Assembly | 20 | 11 | 3 |
| 46-6550 | Fitting - Fuel 90° | 21 | 6 | 2 | 58-6370 | Washer - Back-Up | 20 | 10 | 6 |
| 46-6560 | Bushing - Rubber | 21 | 9 | 2 | 58-6400 | Bushing | 20 | 25 | 3 |
| 46-6810 | Assy. - Screw & Washer | 19 | 1 | 4 | 58-6420 | Cap Assembly | 20 | 30 | 3 |
| 46-6810 | Screw - Hex. Washer Hd. | 1 | 3 | 9 | 58-6450 | Seal - O-Ring | 20 | 12 | 6 |
| 46-8091 | Screw - Hex. Washer Hd. | 1 | 14 | 2 | 58-6460 | Ring - Retaining | 20 | 29 | 3 |
| 47-6990 | Nut | 9 | 27 | 1 | 58-6470 | Washer | 20 | 18 A/R | |
| 48-1800 | Cylinder Block Kit | 5 | 2 | 1 | 58-6480 | Washer | 20 | 19 A/R | |
| 48-4590 | Horn | 12 | 32 | 1 | 58-6490 | Washer | 20 | 20 A/R | |
| 48-7081 | Cover - Handle | 86 | 13 | 2 | 58-6700 | Washer | 20 | 26 | 3 |
| 48-7081 | Sleeve | 2 | 48 | 2 | 58-6720 | Seal - O-Ring | 20 | 7 | 3 |
| 48-7570 | Screw - Cap Hex. Hd. | 33 | 23 | 3 | 58-6730 | Spring | 20 | 27 | 3 |
| 48-7610 | Screw - Cap Hex. Hd. | 33 | 34 | 3 | 58-6750 | Seal - O-Ring | 20 | 17 | 1 |
| 48-7700 | Screw - Cap Hex. Hd. | 33 | 18 | 8 | 58-6760 | Spring | 20 | 3 | 3 |
| 48-7700 | Screw - Cap Hex. Hd. | 40 | 38 | 3 | 58-6770 | Plunger - Detent | 20 | 4 | 3 |
| 48-7730 | Screw - Cap Hex. Hd. | 33 | 19 | 1 | 58-6780 | Plug Assembly | 20 | 1 | 3 |
| 48-7780 | Screw - Cap Hex. Hd. | 33 | 32 | 3 | 58-6790 | Seal - O-Ring | 20 | 5 | 3 |
| 48-7810 | Screw - Cap Hex. Hd. | 33 | 22 | 3 | 59-6430 | Valve - Check | 10 | 61 | 1 |
| 48-7810 | Screw-Mounting | 50 | 5 | 3 | 59-6730 | Race-Bearing | 11 | 7 | 2 |
| 48-7840 | Screw - Cap Hex. Hd. | 33 | 11 | 1 | 59-6740 | Bearing-Needle, Thrust | 11 | 8 | 1 |
| 48-7880 | Nut - Hex. | 15 | 5 | 2 | 59-6820 | Centering Spring Kit | 11 | 11 | 1 |
| 48-7880 | Nut - Hex. | 16 | 5 | 2 | 59-6830 | Kit-Centering Pin | 11 | 20 | 1 |
| 48-7880 | Nut - Hex. | 17 | 28 | 1 | 60-3780 | Seal Kit | 20 | * | 1 |
| 48-7880 | Nut - Hex. | 34 | 34 | 3 | 60-5710 | Plug Assembly | 30 | 18 | 1 |
| 48-7890 | Nut | 17 | 29 | 1 | 60-5720 | Seal - O-Ring | 20 | 9 | 6 |
| 48-7890 | Nut - Hex. | 15 | 4 | 1 | 60-5730 | Disc | 30 | 20 | 1 |
| 48-7890 | Nut - Hex. | 16 | 4 | 1 | 60-5860 | Plug Assembly | 30 | 24 | 1 |
| 48-7930 | Nut - Hex | 15 | 3 | 1 | 60-5890 | Washer | 30 | 6 | 1 |
| 48-7930 | Nut - Hex | 16 | 3 | 1 | 60-6450 | Disc | 20 | 2 A/R | |
| 48-7930 | Nut - Hex. | 34 | 33 | 1 | 60-9870 | Screw | 83 | 8 | 2 |
| 48-7930 | Nut - Hex. | 33 | 45 | 1 | 61-2790 | Screen | 25 | 3 | 1 |

*Not Illustrated

TORO PART NUMBER INDEX (Cont.)

| Part No. | Description | Pg. Ref. No. No. Qty. | Part No. | Description | Pg. Ref. No. No. Qty. |
|----------|-------------------------|--------------------------|----------|-----------------------------|--------------------------|
| 62-2170 | Washer - Thrust | 56 20 4 | 69-1170 | Gauge - Sight | 25 6 1 |
| 62-3310 | Screw | 85 1 12 | 69-1180 | Armrest | 13 32 2 |
| 62-3320 | Cap - Blank | 85 2 1 | 69-1510 | Spacer | 90 22 5 |
| 62-3340 | Cup - Bearing | 85 3 1 | 69-1510 | Spacer | 77 47 10 |
| 62-3380 | Key | 85 20 1 | 69-1510 | Spacer - Fork | 91 22 5 |
| 62-3430 | Gasket - .005 | 85 * A/R | 69-1530 | Housing - Spindle | 87 7 1 |
| 62-3440 | Gasket - .003 | 85 * A/R | 69-1530 | Housing - Spindle | 92 7 1 |
| 62-3490 | Plug - Pipe | 85 6 2 | 69-1530 | Housing - Spindle | 88 9 1 |
| 62-3520 | Valve - Pressure Relief | 85 25 1 | 69-1560 | Lever - Lock | 9 33 1 |
| 62-3550 | Bushing - Reducer | 85 24 1 | 69-1830 | Plug Assembly | 20 16 1 |
| 62-7400 | Decal - TORO | 1 1 1 | 69-2970 | Cap - Hub | 56 32 2 |
| 62-7650 | Gasket - Sending Unit | 21 28 1 | 69-2980 | Seal - Inner | 56 25 2 |
| 62-9510 | Washer - Brake Lever | 35 10 1 | 69-6470 | Bushing | 91 2 2 |
| 63-4090 | Fitting - Adapter 90° | 19 16 1 | 69-6470 | Bushing | 90 21 2 |
| 63-7622 | Hose - Fuel | 21 22 2 | 69-6470 | Bushing | 77 49 4 |
| 63-7622 | Hose - Fuel | 34 25 1 | 69-6470 | Bushing - Flange | 56 21 4 |
| 63-7622 | Hose - Fuel Line | 34 17 1 | 69-7010 | Lever - Valve, L.H. | 19 * 1 |
| 63-7626 | Hose - Fuel | 21 7 1 | 69-7290 | Mount - Carrier | 76 43 2 |
| 63-7627 | Hose - Fuel | 21 8 1 | 69-8890 | Cap - Spindle | 56 18 2 |
| 63-7627 | Hose - Fuel | 34 21 1 | 69-9140 | Link - Lever, Valve | 19 9 3 |
| 63-7880 | Latch - Brake | 8 16 1 | 69-9300 | Pad - Bumper | 72 26 2 |
| 63-7900 | Rack - Brake | 9 37 1 | 69-9940 | Nut - Jam | 6 33 4 |
| 63-8360 | Key - Ignition | 18 5 1 | 70-1380 | Sleeve - Protective | 72 9 1 |
| 63-8410 | Washer | 28 17 4 | 70-1480 | Relay (Europe) | 18 26 2 |
| 63-8410 | Washer | 8 34 1 | 70-1480 | Relay - SPDT | 12 29 1 |
| 63-8410 | Washer - Flat | 25 25 3 | 70-1480 | Relay - Sealed | 17 5 3 |
| 63-9751 | Mount - Linkage Rod | 8 10 1 | 70-1480 | Relay - Starter | 21 35 1 |
| 63-9751 | Mount - Rubber | 28 21 4 | 70-2560 | Decal - Lube | 84 6 1 |
| 65-5100 | Handle - Hood | 1 18 1 | 70-2560 | Decal - Oil | 2 42 1 |
| 66-1140 | Hub | 8 32 3 | 71-2530 | Assembly - Bearing | 87 15 1 |
| 66-1340 | Decal - Danger | 90 10 1 | 71-2530 | Assembly - Bearing | 92 15 1 |
| 66-1340 | Decal - Danger | 91 12 1 | 71-2530 | Assembly - Bearing | 88 17 1 |
| 66-1930 | Nut - Lock | 58 2 1 | 71-4580 | Roller - Clutch | 59 29 1 |
| 66-1930 | Nut - Lock | 64 11 1 | 71-4580 | Roller - Clutch | 61 29 1 |
| 66-1940 | Piston | 64 4 1 | 71-4590 | Washer - Thrust | 59 27 2 |
| 66-2490 | Clamp - Battery | 33 5 1 | 71-4590 | Washer - Thrust | 61 27 2 |
| 66-2920 | Washer - Nylon | 8 39 1 | 72-0130 | Kit - Horn | 9 26 1 |
| 66-2940 | Gauge - Fuel | 18 10 1 | 72-3790 | Wire Assembly | 83 23 2 |
| 66-6480 | Washer | 7 6 2 | 72-4320 | Switch - Ball | 12 17 1 |
| 66-8510 | Adjuster & Handle | 13 16 1 | 72-4320 | Switch - Ball | 3 22 1 |
| 66-8530 | Adjuster | 13 21 1 | 72-9361 | Cup - Anti-Scalp | 87 12 1 |
| 66-8560 | Nut - Push | 13 2 4 | 72-9361 | Cup - Anti-Scalp | 92 12 1 |
| 66-8600 | Frame - Upper | 13 25 1 | 72-9361 | Cup - Anti-Scalp | 88 14 1 |
| 66-8610 | Frame - Lower | 13 15 1 | 74-0720 | Tube - Manual | 12 1 1 |
| 66-9290 | Spacer - Suspension | 13 22 8 | 74-3410 | Radiator | 53 6 1 |
| 66-9303 | Screw - Flange Head | 26 6 6 | 74-3630 | Actuator - Brake | 6 5 2 |
| 66-9303 | Screw - Hex. Flange Hd. | 28 38 6 | 74-3640 | Disc - Brake | 6 4 4 |
| 67-7050 | Field Rotor Assembly | 89 1 1 | 74-3650 | Fan | 33 28 1 |
| 67-7060 | Ring - Retaining | 89 8 1 | 74-3670 | Assy. - Column, Steering | 9 11 1 |
| 67-7080 | Collar - Bearing | 89 6 1 | 74-4080 | Orifice - Breather | 25 46 1 |
| 67-7090 | Bearing - Pulley | 89 7 1 | 74-4090 | Tread - Foot Rest | 1 29 1 |
| 67-7100 | Plate - Brake | 89 11 1 | 74-4980 | Shroud - Fan Upper | 53 3 1 |
| 67-7160 | Holder - Fuse | 17 20 1 | 74-4990 | Shroud - Fan, Bottom | 54 48 1 |
| 67-9100 | Gasket | 5 11 1 | 74-5250 | Pin - Axle Pivot | 62 54 1 |
| 68-3220 | Key - Square | 88 4 1 | 74-5460 | Angle Radiator Support | 53 42 1 |
| 68-3280 | Spring - Seat | 14 4 2 | 74-5470 | Mount - Engine | 33 10 1 |
| 68-6150 | Breather | 21 10 2 | 74-5480 | Cable - Throttle | 17 31 1 |
| 68-6480 | Bushing - Flange | 72 19 4 | 74-5500 | Bolt - Wheel | 59 41 10 |
| 68-6710 | Roller | 76 38 1 | 74-5500 | Bolt - Wheel | 61 41 10 |
| 68-6840 | Shaft | 76 37 1 | 74-5520 | Clutch - Fan | 33 29 1 |
| 68-7573 | Seal - Shroud | 1 10 2 | 74-5580 | Tank - Fuel | 21 32 1 |
| 68-8080 | Wheel - Steering | 9 25 1 | 74-5621 | Axle - 4wd | 61 36 1 |
| 68-8340 | Decal - Caution | 76 39 1 | 74-5700 | Bearing - Needle | 59 17 1 |
| 68-8950 | 8 Tube - w/Valve | 79 14 2 | 74-5700 | Bearing - Needle | 61 17 1 |
| 68-8950 | Tube - w/Valve | 80 14 2 | 74-5760 | PCV Valve | 36 46 1 |
| 68-9420 | Washer - Lock | 43 4 6 | 74-5770 | Lever - Shift | 9 15 1 |
| 68-9420 | Washer - Lock | 39 34 3 | 74-5790 | Shaft - Pivot | 9 17 1 |
| 69-0760 | Bracket - Armrest L.H. | 13 * 1 | 74-5860 | Sending Unit - Fuel | 21 29 1 |
| 69-0770 | Bracket - Armrest R.H. | 13 36 1 | 74-5910 | Fitting - Bulkhead, Special | 19 27 1 |

*Not Illustrated

TORO PART NUMBER INDEX (Cont.)

| Part No. | Description | Pg. Ref. No. No. Qty. | Part No. | Description | Pg. Ref. No. No. Qty. |
|----------|------------------------------|--------------------------|----------|--------------------------|--------------------------|
| 74-5940 | Assembly - Tie Rod | 57 * 1 | 74-7110 | Insert - Valve (3.375mm) | 39 * 8 |
| 74-6020 | Hose - Radiator, Lower | 35 3 1 | 74-7120 | Insert - Valve (3.400mm) | 39 * 8 |
| 74-6020 | Hose - Radiator, Lower | 54 47 1 | 74-7130 | Insert - Valve (3.425mm) | 39 * 8 |
| 74-6050 | Lever - Valve, Center | 19 * 1 | 74-7140 | Insert - Valve (3.450mm) | 39 * 8 |
| 74-6060 | Lever - Valve, R.H. | 19 12 1 | 74-7150 | Insert - Valve (3.475mm) | 39 * 8 |
| 74-6110 | Stop - Pedal | 8 38 1 | 74-7160 | Insert - Valve (3.500mm) | 39 * 8 |
| 74-6230 | Assy. - Tube, Traction | 25 41 1 | 74-7170 | Insert - Valve (3.550mm) | 39 * 8 |
| 74-6400 | Assembly - Tube | 53 31 1 | 74-7180 | Insert - Valve (3.625mm) | 39 * 8 |
| 74-6400 | Assembly - Tube, Filter Line | 25 12 1 | 74-7190 | Insert - Valve (3.700mm) | 39 * 8 |
| 74-6450 | Bracket - Bulkhead | 56 5 1 | 74-7200 | Insert - Valve (3.775mm) | 39 * 8 |
| 74-6450 | Bracket - Bulkhead | 60 49 1 | 74-7210 | Insert - Valve (3.850mm) | 39 * 8 |
| 74-6450 | Bracket - Bulkhead | 62 49 1 | 74-7220 | Insert - Valve (3.925mm) | 39 * 8 |
| 74-6490 | Hose - Water Line | 35 15 2 | 74-7230 | Insert - Valve (4.000mm) | 39 * 8 |
| 74-6540 | Tappet - Valve | 39 14 8 | 74-7240 | Collar - Split | 38 12 16 |
| 74-6550 | Cup - Upper Valve Spring | 38 11 8 | 74-7260 | Bolt - Head | 39 29 10 |
| 74-6560 | Spring - Valve | 38 10 8 | 74-7270 | Washer - Flat | 39 28 10 |
| 74-6570 | Cup - Lower Valve Spring | 38 9 8 | 74-7300 | Pan - Oil | 36 23 1 |
| 74-6580 | Insert - Valve (1.650mm) | 38 13 8 | 74-7310 | Plug - Threaded | 36 20 1 |
| 74-6590 | Insert - Valve (1.725mm) | 38 * 8 | 74-7320 | Gasket | 36 19 1 |
| 74-6600 | Insert - Valve (1.800mm) | 38 * 8 | 74-7330 | Screw - Cap Hex. Hd. | 36 25 23 |
| 74-6610 | Insert - Valve (1.900mm) | 38 * 8 | 74-7380 | Gasket - Oil Pan | 36 21 1 |
| 74-6620 | Insert - Valve (1.975mm) | 38 * 8 | 74-7400 | Tube | 40 41 1 |
| 74-6630 | Insert - Valve (2.050mm) | 38 * 8 | 74-7420 | Ball | 40 45 4 |
| 74-6640 | Insert - Valve (2.125mm) | 38 * 8 | 74-7430 | Chamber - Turbulence | 40 46 4 |
| 74-6650 | Insert - Valve (2.225mm) | 38 * 8 | 74-7440 | Chamber - Turbulence | 40 * 4 |
| 74-6660 | Insert - Valve (2.250mm) | 38 * 8 | 74-7450 | Seat - Intake Valve | 40 48 4 |
| 74-6670 | Insert - Valve (2.275mm) | 38 * 8 | 74-7460 | Seat - Intake Valve | 40 * 4 |
| 74-6680 | Insert - Valve (2.300mm) | 38 * 8 | 74-7480 | Valve - Intake | 40 49 4 |
| 74-6690 | Insert - Valve (2.325mm) | 38 * 8 | 74-7560 | Washer - Spring | 39 16 3 |
| 74-6700 | Insert - Valve (2.350mm) | 38 * 8 | 74-7600 | Plug | 38 4 4 |
| 74-6710 | Insert - Valve (2.375mm) | 38 * 8 | 74-7630 | Gasket - Valve Cover | 39 18 1 |
| 74-6720 | Insert - Valve (2.400mm) | 38 13 8 | 74-7640 | Cover - Valve | 39 19 1 |
| 74-6730 | Insert - Valve (2.425mm) | 38 * 8 | 74-7650 | Washer - Flat | 39 20 3 |
| 74-6740 | Insert - Valve (2.450mm) | 38 * 8 | 74-7670 | Head Bolt & Washer Set | 40 * 1 |
| 74-6750 | Insert - Valve (2.475mm) | 38 * 8 | 74-7770 | Hose - Crankcase | 36 11 1 |
| 74-6760 | Insert - Valve (2.500mm) | 38 * 8 | 74-7780 | Gasket | 36 12 1 |
| 74-6770 | Insert - Valve (2.525mm) | 38 * 8 | 74-7790 | Screw | 36 13 1 |
| 74-6780 | Insert - Valve (2.550mm) | 38 * 8 | 74-7800 | Pin | 36 14 2 |
| 74-6790 | Insert - Valve (2.575mm) | 38 * 8 | 74-7810 | Gasket - Plate | 36 15 1 |
| 74-6800 | Insert - Valve (2.600mm) | 38 * 8 | 74-7820 | Plate | 36 16 1 |
| 74-6810 | Insert - Valve (2.625mm) | 38 * 8 | 74-7840 | Plug | 40 42 2 |
| 74-6820 | Insert - Valve (2.650mm) | 38 * 8 | 74-7840 | Plug - 27 mm Dia. | 36 18 8 |
| 74-6830 | Insert - Valve (2.675mm) | 38 * 8 | 74-7840 | Plug - 27 mm Dia. | 39 33 2 |
| 74-6840 | Insert - Valve (2.700mm) | 38 * 8 | 74-7860 | Gasket Set | 36 * 1 |
| 74-6850 | Insert - Valve (2.725mm) | 38 * 8 | 74-7850 | Gasket | 36 24 2 |
| 74-6860 | Insert - Valve (2.750mm) | 38 * 8 | 74-7930 | Screw - Bearing Cap | 36 27 10 |
| 74-6870 | Insert - Valve (2.775mm) | 38 * 8 | 74-7940 | Bushing - Spring | 36 28 1 |
| 74-6880 | Insert - Valve (2.800mm) | 38 * 8 | 74-7950 | Screw - Plate | 36 29 6 |
| 74-6890 | Insert - Valve (2.825mm) | 38 * 8 | 74-7960 | Stud - Filter | 36 30 1 |
| 74-6900 | Insert - Valve (2.850mm) | 38 * 8 | 74-7970 | Filter - Oil | 36 31 1 |
| 74-6910 | Insert - Valve (2.875mm) | 38 * 8 | 74-7990 | Pin | 37 16 1 |
| 74-6920 | Insert - Valve (2.900mm) | 38 * 8 | 74-7990 | Pin - Spring | 36 33 4 |
| 74-6930 | Insert - Valve (2.925mm) | 38 * 8 | 74-8000 | Plug | 36 34 2 |
| 74-6940 | Insert - Valve (2.950mm) | 38 * 8 | 74-8010 | Guide - Dipstick | 36 35 1 |
| 74-6950 | Insert - Valve (2.975mm) | 38 * 8 | 74-8030 | Pin - Spring | 36 37 1 |
| 74-6960 | Insert - Valve (3.000mm) | 38 * 8 | 74-8040 | Plug - Drain | 36 38 1 |
| 74-6970 | Insert - Valve (3.025mm) | 38 * 8 | 74-8080 | Washer | 37 2 1 |
| 74-6980 | Insert - Valve (3.050mm) | 39 13 8 | 74-8100 | Gear - Pinion | 37 4 1 |
| 74-6990 | Insert - Valve (3.075mm) | 39 * 8 | 74-8110 | Sprocket - Oil Pump | 37 5 1 |
| 74-7000 | Insert - Valve (3.100mm) | 39 * 8 | 74-8120 | Key - Woodruff | 37 6 2 |
| 74-7010 | Insert - Valve (3.125mm) | 39 * 8 | 74-8140 | Cover | 37 9 1 |
| 74-7020 | Insert - Valve (3.150mm) | 39 * 8 | 74-8150 | Gasket - Cover | 37 10 1 |
| 74-7040 | Insert - Valve (3.200mm) | 39 * 8 | 74-8170 | Bearing Set (Std.) | 37 12 1 |
| 74-7050 | Insert - Valve (3.225mm) | 39 * 8 | 74-8180 | Bearing Set (.30mm OS) | 37 * 1 |
| 74-7060 | Insert - Valve (3.250mm) | 39 * 8 | 74-8200 | Thrust Bearing Set | 37 * 2 |
| 74-7070 | Insert - Valve (3.275mm) | 39 * 8 | 74-8210 | Thrust Bearing Set | 37 * 2 |
| 74-7080 | Insert - Valve (3.300mm) | 39 * 8 | 74-8220 | Thrust Bearing Set | 37 * 2 |
| 74-7090 | Insert - Valve (3.325mm) | 39 * 8 | 74-8230 | Crankshaft | 37 14 1 |
| 74-7100 | Insert - Valve (3.350mm) | 39 * 8 | 74-8240 | Seal | 37 15 1 |

*Not Illustrated

TORO PART NUMBER INDEX (Cont.)

| Part No. | Description | Pg. No. | Ref. No. | Qty. | Part No. | Description | Pg. No. | Ref. No. | Qty. |
|----------|----------------------------|---------|----------|------|----------|---------------------------|---------|----------|------|
| 74-8260 | Flywheel | 37 | 34 | 1 | 76-4880 | Plug - Electrical | 15 | 2 | 1 |
| 74-8270 | Pin | 37 | 18 | 3 | 76-4880 | Plug - Electrical | 16 | 2 | 1 |
| 74-8280 | Screw - Cap Hex. Hd. | 37 | 19 | 8 | 76-4910 | Stud | 47 | 26 | 3 |
| 74-8290 | Seal - #1 Bearing Cap | 37 | 20 | 2 | 76-4930 | Washer | 47 | 5 | 3 |
| 74-8300 | Clip - Piston Pin | 37 | 21 | 8 | 76-4940 | Gear - Pump, Injection | 47 | 2 | 1 |
| 74-8310 | Pin - Piston | 37 | 22 | 4 | 76-4950 | Nut | 47 | 1 | 1 |
| 74-8320 | Piston Ring Set - 0.20 mm | 37 | * | 4 | 76-4990 | Bracket | 49 | 15 | 1 |
| 74-8330 | Piston Ring Set - 0.50 mm | 37 | * | 4 | 76-5000 | Screw | 49 | 9 | 1 |
| 74-8340 | Piston Ring Set - 0.80 mm | 37 | * | 4 | 76-5010 | Washer | 41 | 23 | 3 |
| 74-8360 | Rod - Connecting, Set of 4 | 37 | 25 | 1 | 76-5010 | Washer - Spring | 49 | 2 | 1 |
| 74-8380 | Bearing - Connecting Rod | 37 | 27 | 1 | 76-5010 | Washer - Spring | 44 | 7 | 5 |
| 74-8390 | Bearing - Connecting Rod | 37 | * | 1 | 76-5060 | Screw | 49 | 1 | 1 |
| 74-8400 | Bolt - Connecting Rod | 37 | 28 | 8 | 76-5070 | Oil Pump Assembly | 44 | 1 | 1 |
| 74-8420 | Piston Set - Stage #1 | 37 | 29 | 1 | 76-5090 | Spring - Piston | 44 | 3 | 1 |
| 74-8430 | Piston Set - Stage #2 | 37 | * | 1 | 76-5100 | Bolt - Shoulder | 44 | 5 | 1 |
| 74-8440 | Piston Set - Stage #3 | 37 | * | 1 | 76-5130 | Stud | 38 | 6 | 6 |
| 74-8610 | Pin | 47 | 7 | 2 | 76-5170 | Chain - Pump Drive | 44 | 13 | 1 |
| 74-8610 | Pin | 49 | 8 | 2 | 76-5180 | Washer - Copper | 22 | 1 | 4 |
| 74-8630 | Bushing - Flange | 47 | 8 | 1 | 76-5190 | Fitting - Adjustable | 22 | 2 | 2 |
| 74-8650 | Journal | 47 | 12 | 1 | 76-5220 | Element - Filter | 22 | 5 | 1 |
| 74-8680 | Gasket | 47 | 14 | 2 | 76-5260 | Relay - Glow Plug | 51 | 1 | 1 |
| 74-8690 | Union - Inlet | 47 | 13 | 1 | 76-5260 | Relay - Glow Plug | 17 | 15 | 1 |
| 74-8710 | Washer | 47 | 16 | 1 | 76-5290 | Washer - Spring | 51 | 4 | 4 |
| 74-8710 | Washer - E.T.L.W. | 51 | 9 | 1 | 76-5300 | Fuel Filter Assembly | 21 | 23 | 1 |
| 74-8750 | Pipe | 48 | 12 | 1 | 76-5310 | Washer - E.T.L.W. | 51 | 7 | 1 |
| 74-8770 | Plug | 48 | 10 | 1 | 76-5320 | Sensor - Water | 22 | 9 | 1 |
| 74-8830 | Belt | 41 | 18 | 1 | 76-5470 | Screw | 39 | 17 | 2 |
| 74-8870 | Gasket | 47 | 21 | 2 | 76-5500 | Screw | 46 | 6 | 5 |
| 74-8900 | Washer - Flat | 38 | 7 | 6 | 76-5520 | Holder - Injector | 48 | 5 | 4 |
| 74-8910 | Bracket - Horn | 12 | 33 | 1 | 76-5530 | Gasket - Injector | 48 | 3 | 4 |
| 74-8920 | Washer - Copper | 30 | 26 | 4 | 76-5540 | Plug | 48 | 2 | 4 |
| 74-8990 | Spool Assembly | 30 | 23 | 1 | 76-5570 | Washer-Lock | 50 | 2 | 2 |
| 74-9000 | Relief Valve Assy. | 30 | 17 | 1 | 76-5590 | Sleeve - Spring | 50 | 4 | 1 |
| 74-9010 | Kit - Seal | 30 | * | 1 | 76-5600 | Injector | 48 | 9 | 4 |
| 74-9020 | Backplate Repair Kit | 30 | * | 1 | 76-5610 | Pinion - Output | 4 | 1 | 1 |
| 74-9080 | Cable - Battery Pos. | 33 | 1 | 1 | 76-5630 | Gear - Spur | 4 | 3 | 1 |
| 74-9090 | Cable - Battery Neg. | 33 | * | 1 | 76-5640 | Gasket | 4 | 4 | 1 |
| 74-9100 | Pad - Forward Pedal | 8 | 7 | 1 | 76-5650 | Washer - Thrust | 4 | 8A | 3 |
| 74-9110 | Pad - Reverse Pedal | 8 | 9 | 1 | 76-5660 | Pin-Dowel | 4 | 6 | 2 |
| 74-9122 | Hose - Vent | 21 | 17 | 1 | 76-5670 | Seal-Oil | 4 | 7 | 2 |
| 74-9480 | Seal - Lip | 5 | 6 | 1 | 76-5680 | Shim - Orange .126/.123 | 4 | 52 | A/R |
| 74-9500 | Screw - Cap Hex. Hd. | 5 | 16 | 4 | 76-5680 | Washer - Thrust | 4 | 8 | 1 |
| 74-9510 | Washer - Flat | 5 | 15 | 1 | 76-5690 | Washer - Thrust | 4 | 9 | 2 |
| 75-0140 | Spring - Conical | 31 | 5 | 2 | 76-5700 | Bearing-Thrust | 4 | 10 | 1 |
| 75-0240 | O-Ring | 31 | 4 | 2 | 76-5710 | Plug-Magnetic - Drain | 4 | 11 | 1 |
| 75-0400 | Plate - Thrust | 31 | 37 | 1 | 76-5720 | Screw - Hex Hd. | 4 | 12 | 13 |
| 75-0470 | Kit - Cylinder Block | 31 | 38 | 1 | 76-5740 | Shim - Lt. Grn. .123/.120 | 4 | * | A/R |
| 75-0480 | Pin | 31 | 15 | 2 | 76-5760 | Cover Assembly | 4 | 16 | 1 |
| 75-0500 | Bearing - Needle | 31 | 13 | 1 | 76-5780 | Gear - Spur | 4 | 18 | 1 |
| 75-0510 | Pin | 31 | 40 | 1 | 76-5820 | Screw - Hex Flanged Hd. | 4 | 22 | 1 |
| 75-0550 | Strainer - Tank | 25 | 23 | 1 | 76-5830 | Ball - Steel | 4 | 23 | 1 |
| 75-2080 | Seal Kit (for Ref. #41-42) | 19 | * | 1 | 76-5840 | Spring - Shifter Fork | 4 | 24 | 1 |
| 75-5470 | Washer | 29 | 53 | 5 | 76-5850 | Seal - Oil | 4 | 25 | 1 |
| 75-6820 | Hour Meter | 21 | 42 | 1 | 76-5860 | Bearing - Needle | 4 | 26 | 2 |
| 75-9550 | Valve - Check | 25 | 33 | 1 | 76-5870 | Bearing - Needle | 4 | 27 | 3 |
| 75-9790 | Arm - Pivot, Rear | 80 | 1 | 2 | 76-5890 | Ring - Retaining | 4 | 30 | 2 |
| 76-1880 | Segmented 10" Wheel | 79 | 18 | 2 | 76-5900 | Fork - Shift | 4 | 35 | 1 |
| 76-1910 | Shaft - Pivot | 13 | 3 | 2 | 76-5930 | Block - Drive | 4 | 38 | 2 |
| 76-1920 | Bearing - Sleeve | 13 | 14 | 4 | 76-5940 | Pin - Drive | 4 | 39 | 1 |
| 76-1930 | Knob - Adjustment | 13 | 27 | 1 | 76-5950 | Pinion - Bevel | 4 | 40 | 2 |
| 76-1940 | Spring - Extension | 13 | 1 | 2 | 76-5960 | Carrier | 4 | 41 | 1 |
| 76-2940 | Bumper | 13 | 9 | 2 | 76-5980 | Screw - Hex Flanged Hd. | 4 | 43 | 6 |
| 76-4120 | Mount - Engine | 33 | 21 | 1 | 76-5990 | Carrier - Differential | 4 | 45 | 1 |
| 76-4180 | Boot - Brake Rod | 7 | 15 | 2 | 76-6000 | Gear - Bevel | 4 | 47 | 2 |
| 76-4220 | Mount - Engine | 33 | 30 | 1 | 76-6010 | Spacer | 4 | 49 | 2 |
| 76-4240 | Plate - Adapter | 6 | 2 | 2 | 76-6010 | Spacer - Transaxle | 6 | 1 | 2 |
| 76-4260 | Bushing | 71 | 3 | 1 | 76-6020 | Washer - Thrust | 4 | 50 | 2 |
| 76-4300 | Lever - Throttle | 17 | 26 | 1 | 76-6030 | Seal - Oil | 4 | 51 | 1 |
| 76-4310 | Support - Base, Battery | 33 | 38 | 1 | 76-6040 | Plug - Pipe | 4 | 14 | 2 |

*Not Illustrated

TORO PART NUMBER INDEX (Cont.)

| Part No. | Description | Pg. Ref. No. No. Qty. | Part No. | Description | Pg. Ref. No. No. Qty. |
|----------|---------------------------|--------------------------|----------|---------------------------|--------------------------|
| 76-6040 | Plug - Pipe | 3 41 1 | 76-7480 | Plug - Vent | 68 7 1 |
| 76-6270 | Foam - Panel | 19 3 1 | 76-7490 | Shaft - Differential | 69 14 2 |
| 76-6300 | Gerotor | 11 16 1 | 76-7500 | Bearing | 69 15 4 |
| 76-6320 | Spacer | 11 17 1 | 76-7510 | Pinion - 14T | 70 10 2 |
| 76-6360 | Strip - Seal | 1 11 2 | 76-7510 | Pinion - 14T | 69 17 2 |
| 76-6361 | Strip - Seal | 2 49 1 | 76-7520 | Shim - 0.1 mm | 69 16 A/R |
| 76-6380 | Strip - Seal Access Panel | 2 41 1 | 76-7530 | Shim - 0.2 mm | 69 * A/R |
| 76-6381 | Seal - Strip | 53 36 2 | 76-7540 | Shim - 0.4 mm | 69 * A/R |
| 76-6382 | Seal - Strip | 53 37 2 | 76-7550 | Ring - Retaining | 69 18 2 |
| 76-6570 | Washer - Thrust | 61 15 2 | 76-7560 | Case - Gear | 70 1 2 |
| 76-6580 | Motor - Hydraulic | 59 23 1 | 76-7580 | Seal - O-Ring | 69 19 4 |
| 76-6580 | Motor - Hydraulic | 61 23 1 | 76-7590 | Spacer | 69 20 2 |
| 76-6600 | Pipe - Stand | 21 4 1 | 76-7600 | Bolt - Reamer | 69 21 2 |
| 76-6610 | Clevis - Brake | 7 17 2 | 76-7610 | Bolt | 69 23 6 |
| 76-6910 | Rotating Assembly | 65 14 1 | 76-7620 | Washer - Lock | 69 22 8 |
| 76-6920 | Back Plate Assembly | 65 2 1 | 76-7630 | Holder - 25 mm R.H. | 70 * 1 |
| 76-6930 | Shaft - Drive | 65 12 1 | 76-7640 | Bolt | 70 5 8 |
| 76-6940 | Housing Assembly | 65 6 1 | 76-7640 | Bolt | 70 28 20 |
| 76-6950 | Race - Thrust | 65 9 1 | 76-7650 | Shaft - Final Drive | 70 2 2 |
| 76-6960 | Bearing - Thrust | 65 10 1 | 76-7660 | Holder - 20 mm L.H. | 70 4 1 |
| 76-6970 | Insert - Camplate | 65 5 1 | 76-7670 | Bearing | 70 3 4 |
| 76-6980 | O-Ring | 65 3 1 | 76-7680 | Case - Final Drive | 70 8 2 |
| 76-6990 | Screw - Cap, Hex. Hd. | 65 1 6 | 76-7700 | Shim - 0.8 mm | 71 25 A/R |
| 76-7000 | Ring - Retaining | 65 8 2 | 76-7710 | Bolt | 71 8 4 |
| 76-7010 | Ring - Retaining | 65 13 1 | 76-7720 | Nut | 71 9 4 |
| 76-7020 | Spacer | 65 11 1 | 76-7730 | Bushing | 70 7 2 |
| 76-7040 | Pad - Foot | 19 38 1 | 76-7740 | Seal - Oil | 70 6 2 |
| 76-7090 | Cover - Front, Control | 19 2 1 | 76-7750 | Pinion - 15T | 70 11 2 |
| 76-7100 | Housing - Axle A | 68 1 1 | 76-7760 | Shim - 1.0 mm | 71 * A/R |
| 76-7110 | Plug | 67 5 1 | 76-7770 | Cover | 70 9 2 |
| 76-7110 | Plug | 68 5 1 | 76-7780 | Shim - 1.2 mm | 71 * A/R |
| 76-7110 | Plug | 70 26 4 | 76-7790 | Shim - 1.4 mm | 71 * A/R |
| 76-7120 | Seal - Washer | 67 6 1 | 76-7810 | Holder - Bearing | 70 19 2 |
| 76-7120 | Seal - Washer | 68 6 1 | 76-7820 | Shim - 1.0 mm | 71 5 A/R |
| 76-7120 | Seal - Washer | 70 27 4 | 76-7830 | Shaft - Wheel | 70 21 2 |
| 76-7130 | Housing - Axle B | 68 3 1 | 76-7840 | Gear - Bevel | 70 13 2 |
| 76-7140 | Plug | 67 9 1 | 76-7870 | Seal - Oil | 70 20 2 |
| 76-7140 | Plug | 68 9 1 | 76-7880 | Spacer | 70 15 2 |
| 76-7160 | Gear Case Assembly | 69 * 1 | 76-7890 | Shim - 0.15 mm | 70 14 A/R |
| 76-7170 | Case - Differential | 69 3 1 | 76-7900 | Shim - 0.2 mm | 70 * A/R |
| 76-7180 | Pinion - Mate | 69 10 2 | 76-7910 | Shim - 0.4 mm | 70 * A/R |
| 76-7190 | Gear - Side | 69 9 2 | 76-7920 | Ring - Retaining | 70 16 2 |
| 76-7200 | Shaft - Pinion | 69 4 1 | 76-7930 | Ring - Retaining | 70 17 2 |
| 76-7210 | Washer - Thrust | 69 11 2 | 76-7950 | Bushing | 71 4 1 |
| 76-7220 | Washer - Thrust | 69 8 2 | 76-7960 | Fitting - Grease | 71 21 2 |
| 76-7230 | Washer - Lock | 69 5 4 | 76-7960 | Fitting - Grease | 70 30 2 |
| 76-7240 | Ring - Gear | 69 2 1 | 76-7970 | Shim - 1.4 mm | 71 * A/R |
| 76-7250 | Shaft - Drive | 69 1 1 | 76-7980 | Shim - 1.2 mm | 71 * A/R |
| 76-7260 | Bolt | 69 6 8 | 76-7990 | Shim - .08 mm | 71 * A/R |
| 76-7270 | Pin - Spring | 69 7 1 | 76-8000 | Bolt | 71 6 4 |
| 76-7280 | Bearing | 69 12 2 | 76-8010 | Washer | 71 7 4 |
| 76-7290 | Shim - 0.1 mm | 69 13 A/R | 76-8020 | Rod - Tie | 71 22 1 |
| 76-7300 | Shim - 0.2 mm | 69 * A/R | 76-8030 | L.H. Rod End Assembly | 71 10 1 |
| 76-7310 | Shim - 0.3 mm | 69 * A/R | 76-8040 | Nut - L.H. | 71 24 1 |
| 76-7320 | Sleeve | 66 4 1 | 76-8050 | R.H. Rod End Assembly | 71 16 1 |
| 76-7330 | Bearing | 66 1 1 | 76-8060 | Nut - R.H. | 71 23 1 |
| 76-7340 | Seal - Oil | 66 6 1 | 76-8070 | Adapter | 66 12 1 |
| 76-7350 | Bushing | 66 7 1 | 76-8140 | Bracket - Steering | 9 7 1 |
| 76-7360 | O-Ring | 66 10 1 | 76-8150 | Support - Shaft, Steering | 10 58 1 |
| 76-7370 | Bearing | 66 11 1 | 76-8160 | Support - Steering | 9 8 1 |
| 76-7380 | Washer | 66 8 1 | 76-8270 | Pin - Brake | 7 14 2 |
| 76-7390 | Nut - Lock | 66 9 1 | 76-8300 | Cover - Housing, Axle | 6 8 2 |
| 76-7400 | O-Ring | 66 2 2 | 76-8340 | Shaft - Pivot, Steering | 10 57 1 |
| 76-7410 | Shim - 0.1 mm | 66 3 A/R | 76-8350 | Stop - Axle | 59 8 2 |
| 76-7420 | Shim - 0.2 mm | 66 * A/R | 76-8350 | Stop - Axle | 61 8 2 |
| 76-7430 | Shim - 0.4 mm | 66 * A/R | 76-8350 | Stop - Axle | 56 12 2 |
| 76-7470 | Pipe | 67 8 1 | 76-8440 | Boot - Throttle | 17 16 1 |
| 76-7470 | Pipe | 68 8 1 | 76-8450 | Boot - Lift Lever | 17 3 1 |
| 76-7480 | Plug - Vent | 67 7 1 | 76-8640 | Stud - Traction | 28 50 1 |

*Not Illustrated

TORO PART NUMBER INDEX (Cont.)

| Part No. | Description | Pg. Ref. No. No. Qty. | Part No. | Description | Pg. Ref. No. No. Qty. |
|----------|---------------------------|--------------------------|----------|----------------------------|--------------------------|
| 76-8750 | Plate - Caution | 53 4 1 | 82-4960 | Pad - Brake | 8 15 2 |
| 76-8780 | Decal - Fuel | 21 12 1 | 82-4970 | Ring - Retaining | 5 17 1 |
| 76-8870 | Assy. - Damper, Lever | 28 3 1 | 82-4990 | Housing - Fixed | 5 9 1 |
| 76-9030 | Bearing Housing Assembly | 8 30 1 | 82-5180 | Control - Pump | 28 20 1 |
| 76-9050 | Rod - Brake, Parking | 9 42 1 | 82-5190 | Shaft - Traction Pedal | 8 8 1 |
| 76-9060 | Gauge - Temperature | 18 9 1 | 82-5240 | Plate - Pivot | 29 61 1 |
| 76-9100 | Spacer | 3 2 2 | 82-5280 | Shaft - Pivot | 28 28 1 |
| 76-9100 | Spacer | 9 22 1 | 82-5300 | Support - Heel | 19 39 1 |
| 76-9290 | Bracket - Bulkhead | 59 3 1 | 82-5370 | Foam - R.O.P.S. Bar | 74 7 2 |
| 76-9290 | Bracket - Bulkhead | 61 3 1 | 82-5380 | Shim - Pinion .045 | 3 39 1 |
| 76-9300 | Fender L.H. | 2 37 1 | 82-5390 | Shim - Pinion .038 | 3 * 1 |
| 76-9340 | Fender R.H. | 2 * 1 | 82-5400 | Shim - Pinion .052 | 3 * 1 |
| 76-9370 | Bar - R.O.P.S. | 74 4 1 | 83-1470 | Washer - Neoprene | 2 51 2 |
| 76-9430 | Spring - Extension | 28 12 1 | 83-2280 | Timer - Delay | 17 6 1 |
| 76-9440 | Rod - Seat Prop | 12 9 1 | 83-9150 | Decal - Starting Fluid | 34 28 1 |
| 76-9450 | Boot - Column, Steering | 9 29 1 | 84-0080 | Spiral Gear Set (Matched) | 4 * 1 |
| 76-9460 | Plate - Seat | 12 3 1 | 84-0090 | Shim - Lt. Blue .120/.117 | 4 * A/R |
| 76-9480 | Sleeve - Pivot, Seal | 12 35 2 | 84-0130 | Shim - Pink .129/.126 | 4 * A/R |
| 76-9590 | Hose - Hydraulic | 59 10 2 | 84-0140 | Shim - Black .132/.129 | 4 * A/R |
| 76-9590 | Hose - Hydraulic | 61 10 2 | 84-0170 | Pulley - P.T.O. | 28 44 1 |
| 76-9680 | Bearing Housing Assembly | 8 18 1 | 84-0180 | Pulley - Lower | 26 17 1 |
| 76-9690 | Rod - Brake | 7 3 2 | 84-0210 | Gasket - End Cap | 31 14 1 |
| 76-9690 | Rod - Brake Linkage | 8 4 2 | 84-0240 | Housing - Pump | 31 33 1 |
| 76-9700 | Cover - Tower | 1 2 1 | 84-0250 | Swash Plate - Variable | 31 36 1 |
| 76-9760 | Pivot - Damper | 29 63 1 | 84-0260 | Bearing - Roller | 31 21 4 |
| 76-9790 | Foam - Fuel Tank | 21 2 1 | 84-0270 | Spacer - Trunnion | 31 19 4 |
| 76-9930 | Foam - Seat Plate Rear | 12 7 1 | 84-0280 | Plate - Valve R.H. | 31 39 1 |
| 76-9950 | Bracket - Ring | 25 43 4 | 84-0300 | Shaft - Pump | 31 26 1 |
| 76-9970 | Valve - 4 WD | 32 22 1 | 84-0310 | Bearing - Ball | 31 27 1 |
| 77-0950 | Washer | 77 45 2 | 84-0320 | Ring - Retaining | 31 28 1 |
| 77-2870 | Hanger - Spring | 13 24 1 | 84-0330 | Screw - Cap Hex. Hd. | 31 25 8 |
| 77-3300 | Stud | 43 1 6 | 84-0360 | Washer | 31 24 8 |
| 77-3310 | Gasket | 43 2 2 | 84-0380 | Ring - Retaining Internal | 31 32 2 |
| 77-3320 | Nut - Hex | 43 5 6 | 84-0400 | Seal - Lip | 31 29 1 |
| 77-3400 | Camshaft | 41 5 1 | 84-0410 | Carrier - Seal | 31 30 1 |
| 77-3410 | Key | 41 4 1 | 84-0430 | O-Ring | 31 18 4 |
| 77-3420 | Gasket | 41 3 1 | 84-0440 | Cover - Trunnion | 31 17 2 |
| 77-3440 | Screw | 41 1 2 | 84-0450 | Cover - Trunnion | 31 35 1 |
| 77-3450 | Washer | 41 2 2 | 84-0460 | Screw | 31 16 8 |
| 77-3470 | Screw | 44 10 1 | 84-0470 | Seal - Lip | 31 34 2 |
| 77-3490 | Screw | 44 11 1 | 84-0480 | Poppet - Charge Relief | 31 8 1 |
| 77-3510 | Spring | 41 14 1 | 84-0490 | Spring - Compression | 31 9 1 |
| 77-3520 | Cup | 41 13 1 | 84-0500 | Assy. - Charge Relief Plug | 31 12 1 |
| 77-3600 | Shield - Adapter | 33 35 1 | 84-0550 | Ring - Retaining | 31 6 2 |
| 77-3620 | Retainer - Cover | 53 16 4 | 84-0570 | Shim - Trunnion Kit | 31 20 4 |
| 77-3640 | Bearing | 5 12 1 | 84-0680 | Link - Shift | 9 30 1 |
| 77-3700 | Gasket - Muffler, Exhaust | 35 18 1 | 84-0690 | Rod - Shift | 3 5 1 |
| 77-3780 | Pin - Lynch | 12 4 1 | 84-0700 | Rod - Shift | 3 11 1 |
| 77-3790 | Plug - Drain | 36 26 1 | 84-0720 | Valve - Velocity | 32 29 1 |
| 77-3970 | Spacer - Relay | 17 13 1 | 84-0730 | Arm - Lift, L.H. | 72 20 1 |
| 77-4000 | Shim Set | 69 * 1 | 84-0750 | Housing - Bearing | 28 32 1 |
| 77-4010 | Shim Set | 66 * 1 | 84-0760 | Adapter - Pump to Engine | 33 24 1 |
| 77-4020 | Shim Set | 69 * 1 | 84-0780 | Pulley | 87 4 1 |
| 77-4030 | Shim Set | 70 * 1 | 84-0780 | Pulley | 88 6 1 |
| 77-4040 | Shim Set | 71 * 1 | 84-0800 | Arm - Pivot | 83 6 4 |
| 77-4050 | Shim Set | 71 * 1 | 84-0940 | Assy. - Brake Linkage Arm | 7 1 1 |
| 77-4260 | Link - Shift | 3 6 1 | 84-0970 | Assy. - Brake Linkage Arm | 7 11 1 |
| 80-7730 | Spacer | 12 25 2 | 84-0990 | Pin - Pivot | 7 20 2 |
| 80-7730 | Spacer | 1 27 1 | 84-1030 | Driveshaft | 28 43 1 |
| 80-7730 | Spacer | 29 65 3 | 84-1080 | Frame Assembly | 1 6 1 |
| 80-8660 | Spacer | 57 57 1 | 84-1170 | Plate - Axle | 61 12 2 |
| 80-8660 | Spacer | 60 59 1 | 84-1320 | Shaft - P.T.O. | 26 5 1 |
| 80-8660 | Spacer | 62 59 1 | 84-1330 | Hub - Splined | 28 41 1 |
| 82-3660 | Bracket - Cover | 21 39 1 | 84-1350 | Pin - Pivot | 83 3 2 |
| 82-3700 | Reservoir - Hydraulic | 25 4 1 | 84-1350 | Pin - Pivot | 72 8 2 |
| 82-3740 | Oil Cooler Assembly | 53 14 1 | 84-1380 | Anchor - Spring | 28 10 1 |
| 82-3750 | Cover - Console | 18 21 1 | 84-1410 | Adapter - Clutch | 26 13 1 |
| 82-4900 | Foam - Seat Front | 12 8 1 | 84-1440 | Plate - Adapter | 33 33 1 |
| 82-4950 | Plunger - Spring | 9 14 1 | 84-1450 | Panel - Gauge | 18 2 1 |

*Not Illustrated

TORO PART NUMBER INDEX (Cont.)

| Part No. | Description | Pg. No. | Ref. No. | Qty. | Part No. | Description | Pg. No. | Ref. No. | Qty. |
|----------|-----------------------------|---------|----------|------|----------|----------------------------|---------|----------|------|
| 84-1460 | Decal - GM 455D | 1 | 20 | 2 | 86-1870 | Cover - Center, Right Hand | 93 | 8 | 1 |
| 84-1470 | Decal - Operation | 8 | 42 | 1 | 86-1880 | Cover - Center, Left Hand | 93 | 16 | 1 |
| 84-1480 | Hose - Dampener | 28 | 13 | 1 | 86-1890 | Hinge | 93 | 10 | 4 |
| 84-1490 | Latch - Lockup | 2 | 46 | 2 | 86-1890 | Hinge | 76 | 25 | 4 |
| 84-1500 | Bracket - Neutral | 29 | 60 | 1 | 86-1900 | Plate - Hinge | 93 | 3 | 4 |
| 84-1540 | Key | 26 | 18 | 1 | 86-1910 | Harness - Wire, Deck | 15 | 8 | 1 |
| 84-1550 | Mount - Rubber | 84 | 2 | 4 | 86-1910 | Harness - Wire, Deck | 16 | 8 | 1 |
| 84-1550 | Mount - Rubber | 26 | 22 | 5 | 86-1910 | Wire Harness | 84 | 13 | 1 |
| 84-1560 | Washer - Thrust | 26 | 26 | 4 | 86-1920 | Spring - Torsion | 93 | 11 | 2 |
| 84-1570 | Spacer | 55 | 1 | 2 | 86-1960 | V-Belt | 90 | 12 | 1 |
| 84-1570 | Spacer | 26 | 21 | 1 | 86-1960 | V-Belt | 91 | 16 | 1 |
| 84-1580 | Washer - Clutch | 26 | 38 | 1 | 86-1970 | V-Belt | 84 | 1 | 1 |
| 84-1590 | U-Bolt | 6 | 24 | 2 | 86-1990 | Washer | 84 | 4 | 6 |
| 84-1600 | Bracket - Support, Trans. | 3 | 13 | 1 | 86-1990 | Washer | 26 | 42 | 4 |
| 84-1610 | Support - Rod, Shift | 3 | 10 | 1 | 86-2000 | Bolt - Thin Head | 78 | 9 | 3 |
| 84-1620 | Plate - Support, Axle | 6 | 10 | 2 | 86-2010 | Pin - H.O.C. Pivot | 91 | 10 | 1 |
| 84-5300 | Nut | 76 | 11 | 4 | 86-2010 | Pin - H.O.C., Wing | 90 | 14 | 1 |
| 84-5300 | Nut - Jam | 81 | 3 | 2 | 86-2020 | Support - Gear Box | 84 | 3 | 1 |
| 84-6402 | Orifice | 19 | 26 | 1 | 86-2070 | Nut | 83 | 9 | 4 |
| 84-6403 | Orifice | 82 | 14 | 2 | 86-2080 | Ball Joint | 83 | 10 | 4 |
| 84-6420 | Plunger | 20 | 37 | 2 | 86-2090 | Bushing | 83 | 18 | 6 |
| 84-6430 | Plunger | 20 | 31 | 1 | 86-2120 | Roller | 83 | 19 | 4 |
| 85-4980 | Switch - Toggle | 18 | 17 | 1 | 86-2130 | Pin - Clevis | 83 | 21 | 2 |
| 85-6410 | Decal - Danger | 91 | 3 | 1 | 86-2150 | Lock | 83 | 17 | 2 |
| 85-6410 | Decal - Danger | 90 | 20 | 1 | 86-2180 | Bushing | 83 | 22 | 4 |
| 85-6410 | Decal - Danger | 77 | 52 | 1 | 86-2190 | Cylinder - Hydraulic | 76 | 14 | 2 |
| 86-0010 | Blade - 19" | 87 | 11 | 1 | 86-2190 | Cylinder Assembly | 81 | * | 1 |
| 86-0010 | Blade - 19" | 92 | 11 | 1 | 86-2230 | Cover - Guide, RH | 76 | 9 | 1 |
| 86-0010 | Blade - 19" | 88 | 13 | 1 | 86-2260 | Cover - Guide, LH | 76 | * | 1 |
| 86-0050 | Screw - Adjusting | 78 | 7 | 3 | 86-2280 | Frame - Carrier, RH | 76 | 20 | 1 |
| 86-0060 | Sleeve - Tube | 78 | 2 | 6 | 86-2320 | Frame - Carrier, LH | 76 | 23 | 1 |
| 86-0690 | Spacer | 82 | 3 | 3 | 86-2340 | Shaft - Spindle | 87 | 9 | 1 |
| 86-0700 | Decal - H.O.C. | 91 | 8 | 1 | 86-2340 | Shaft - Spindle | 92 | 9 | 1 |
| 86-0710 | Decal - H.O.C. | 90 | 15 | 1 | 86-2360 | Shaft - Spindle | 88 | 11 | 1 |
| 86-0720 | Decal - H.O.C. LH | 76 | 24 | 1 | 86-2380 | Strap - Deck H.O.C. | 76 | 19 | 2 |
| 86-0730 | Decal - H.O.C. RH | 76 | 8 | 1 | 86-2390 | Pin - H.O.C. | 76 | 26 | 2 |
| 86-0740 | Decal - Belt | 76 | 31 | 1 | 86-2400 | Latch - Arm | 86 | 14 | 2 |
| 86-0750 | Decal - Belt LH | 90 | 9 | 1 | 86-2440 | Assembly - Hose | 82 | 17 | 2 |
| 86-0760 | Decal | 91 | 13 | 1 | 86-2450 | Assembly - Hose | 82 | 18 | 2 |
| 86-0770 | Decal - Quadfloat | 93 | 6 | 1 | 86-2460 | Assembly - Hose | 82 | 7 | 2 |
| 86-0780 | Decal - H.O.C. | 76 | 36 | 1 | 86-2470 | Assembly - Tube | 82 | 5 | 1 |
| 86-0790 | Button - Guard | 93 | 2 | 8 | 86-2480 | Assembly - Tube | 82 | 2 | 1 |
| 86-1150 | Yoke - End | 75 | 1 | 2 | 86-2490 | Assembly - Tube | 82 | 4 | 1 |
| 86-1160 | Kit - Universal | 75 | 2 | 2 | 86-2501 | Orifice | 19 | 22 | 2 |
| 86-1170 | Shaft - Slip Yoke | 75 | 3 | 1 | 86-2510 | Spring | 76 | 10 | 2 |
| 86-1180 | Tube - Slip Yoke | 75 | 4 | 1 | 86-2560 | Spring | 83 | 13 | 2 |
| 86-1410 | Pulley - Gearbox 6.50" Dia. | 84 | 16 | 1 | 86-2590 | Rod - Clutch | 86 | 4 | 2 |
| 86-1420 | Hose - Hydraulic | 82 | 21 | 1 | 86-2600 | Washer | 86 | 18 | 2 |
| 86-1440 | Washer - Flat | 90 | 6 | 2 | 86-2600 | Washer - Belt Guide | 90 | 4 | 2 |
| 86-1440 | Washer - Flat | 91 | 15 | 2 | 86-2600 | Washer - Guide, Belt | 91 | 18 | 2 |
| 86-1440 | Washer - Flat | 77 | 51 | 4 | 86-2630 | Spring - Compression | 82 | 13 | 2 |
| 86-1440 | Washer - Lock | 83 | 11 | 8 | 86-2640 | Assembly - Tube, Cylinder | 82 | 20 | 2 |
| 86-1480 | Washer | 87 | 3 | 1 | 86-2650 | Support - Spring | 83 | 14 | 2 |
| 86-1480 | Washer | 92 | 3 | 1 | 86-2660 | Stop - Cover | 93 | 14 | 1 |
| 86-1480 | Washer | 88 | 18 | 1 | 86-2670 | Decal - Belt | 78 | 4 | 1 |
| 86-1490 | Rod End - LH Thread | 86 | 19 | 2 | 86-2680 | Switch | 83 | 24 | 2 |
| 86-1550 | Rod End - RH Thread | 86 | 23 | 2 | 86-2681 | Switch Hardware Packet | 83 | * | 1 |
| 86-1560 | Spacer | 86 | 17 | 2 | 86-2710 | Assembly - Hose, Rear | 32 | 26 | 1 |
| 86-1570 | Rod - Threaded | 86 | 21 | 2 | 86-2730 | Hose - Hydraulic | 59 | 14 | 1 |
| 86-1700 | Pulley | 92 | 4 | 1 | 86-2730 | Hose - Hydraulic | 61 | 14 | 1 |
| 86-1710 | Assembly - Clutch, Elect. | 88 | 3 | 1 | 86-2770 | Assembly - Tube | 60 | 62 | 1 |
| 86-1730 | Drive Shaft | 84 | 10 | 1 | 86-2770 | Assembly - Tube | 62 | 62 | 1 |
| 86-1740 | Spacer | 88 | 5 | 1 | 86-2770 | Assembly - Tube, Traction | 32 | 24 | 1 |
| 86-1790 | Yoke - Pulley | 78 | 8 | 3 | 86-2790 | Pin - Pivot L.H. | 72 | 17 | 1 |
| 86-1820 | Bracket - Pulley | 86 | 9 | 1 | 86-2800 | Hose - Suction | 25 | 26 | 1 |
| 86-1830 | Cover - Drive Shaft | 84 | 11 | 1 | 86-2830 | Plate - Adapter, Main | 28 | 46 | 1 |
| 86-1840 | Cover - Right Hand | 93 | 5 | 1 | 86-2860 | Cover - Belt, Upper | 12 | 34 | 1 |
| 86-1850 | Cover - Left Hand | 93 | 17 | 1 | 86-2990 | Mount - Throttle Cable | 34 | 35 | 2 |
| 86-1860 | Cover - Center | 93 | 7 | 1 | 86-3010 | Filter - Transmission | 25 | 16 | 1 |

*Not Illustrated

TORO PART NUMBER INDEX (Cont.)

| Part No. | Description | Pg. Ref. No. No. Qty. | Part No. | Description | Pg. Ref. No. No. Qty. |
|----------|----------------------------|--------------------------|----------|-------------------------|--------------------------|
| 86-3020 | Wire - Neutral, Switch | 28 23 1 | 88-1170 | Belt - Matched Set | 26 19 1 |
| 86-3040 | Coupling - Rubber | 28 39 2 | 88-1190 | Pin - Pivot | 72 16 2 |
| 86-3040 | Flange - Rubber | 26 40 1 | 88-1200 | Pin - Pivot R.H. | 72 * 1 |
| 86-3090 | Gear Box | 84 9 1 | 88-1220 | Plate | 55 2 2 |
| 86-3100 | Pulley - Gearbox 7.50 Dia. | 84 * 1 | 88-1260 | Transaxle - 2 Speed | 3 17 1 |
| 86-3120 | Hose - Hydraulic Cap End | 56 8 1 | 88-1280 | Cover - Belt, Lower | 26 35 1 |
| 86-3130 | Hose - Hydraulic Rod End | 56 7 1 | 88-1290 | Bracket - Rod, Seat | 32 16 1 |
| 86-3140 | Hose - Hydraulic | 59 6 1 | 88-1300 | Cover - Seat Front | 2 40 1 |
| 86-3140 | Hose - Hydraulic | 61 6 1 | 88-1310 | Foam - Cover | 2 39 1 |
| 86-3150 | Assembly - Hose | 25 38 1 | 88-1360 | Washer | 53 34 2 |
| 86-3150 | Assembly - Hose | 32 39 1 | 88-1360 | Washer - Rear Weight | 55 3 6 |
| 86-3160 | Assembly - Hose | 72 7 1 | 88-1370 | Plate - Brake | 27 3 1 |
| 86-3170 | Hose Assembly | 72 15 1 | 88-1380 | Fitting - Adapter | 19 20 3 |
| 86-3190 | Assembly - Hose | 19 23 2 | 88-1420 | Spring - Compression | 12 27 1 |
| 86-3200 | Hose Assembly | 72 10 1 | 88-1430 | Nut - Lock, Bearing | 28 48 1 |
| 86-3210 | Assembly - Hose | 9 51 1 | 88-1440 | Washer - Lock | 28 47 1 |
| 86-3220 | Assembly - Hose | 9 2 2 | 88-1450 | Nut - Lock, Bearing | 26 30 1 |
| 86-3230 | Assembly - Hose | 19 32 1 | 88-1460 | Washer - Lock | 26 32 1 |
| 86-3240 | Assembly - Hose | 19 18 1 | 88-1470 | Plate - Control, Pump | 28 22 1 |
| 86-5410 | Panel - Console | 17 17 1 | 88-1510 | Screw - Special | 26 23 1 |
| 86-5420 | Spacer - Rod, Shift | 3 8 1 | 88-1520 | Cartridge - Relief | 19 41 1 |
| 86-5430 | Plate - Skid | 6 26 1 | 88-1530 | Cartridge - Relief | 19 42 1 |
| 86-5440 | Valve - Relief, Dual | 19 36 1 | 88-1610 | Assembly - Field Rotor | 27 8 1 |
| 86-5450 | Coupler - Hydraulic | 72 24 3 | 88-1620 | Assembly - Armature | 27 5 1 |
| 86-5460 | Nipple - Coupler | 82 11 3 | 88-3590 | Nut - Lock | 73 14 1 |
| 86-5470 | Harness - Front | 15 1 1 | 88-3600 | Piston | 73 13 1 |
| 86-5470 | Harness - Front | 16 1 1 | 88-3610 | Assembly - Barrel | 73 15 1 |
| 86-5470 | Harness - Wire | 26 9 1 | 88-3620 | Assembly - Rod | 73 1 1 |
| 86-5470 | Harness - Wire | 9 52 1 | 88-3630 | Head | 73 5 1 |
| 86-5500 | Assembly - Hose | 25 20 1 | 88-3640 | Kit - Seal | 73 * 1 |
| 86-5500 | Assembly - Hose | 32 38 1 | 88-3670 | Piston | 58 3 1 |
| 86-5570 | Assembly - Hose | 9 1 1 | 88-3730 | Body Assembly | 30 14 1 |
| 86-5580 | Cylinder - Hydraulic | 72 1 2 | 88-3740 | Idler Gear Assembly | 30 2 1 |
| 86-5590 | Assembly - Pump | 28 7 1 | 88-3750 | Drive Gear Assembly | 30 3 1 |
| 86-5610 | Clutch | 26 37 1 | 88-3760 | Capscrew | 30 4 8 |
| 86-5620 | Bearing | 26 4 1 | 88-3770 | Spring | 30 21 1 |
| 86-5720 | Assy. - Tube, Steering | 9 45 1 | 88-8950 | Decal - Warning | 26 45 1 |
| 86-5730 | Assy. - Tube, R.H. Front | 9 43 1 | 92-0600 | Kit - Seal | 81 * 1 |
| 86-5740 | Assy. - Tube, L.H. Front | 9 44 1 | 92-0602 | Assembly - Barrel | 81 13 1 |
| 86-5750 | Assy. - Tube, Drain | 3 23 1 | 92-0603 | Piston & Rod Assembly | 81 5 1 |
| 86-5760 | Assy. - Tube, Deck Return | 19 33 1 | 92-0604 | Head - Ring Retaining | 81 7 1 |
| 86-5770 | Assy. Tube, Relief Valve | 19 28 1 | 92-0605 | Housing | 85 5 1 |
| 86-5780 | Tube - Hydraulic L.H. | 56 2 1 | 92-0606 | Key | 85 9 1 |
| 86-5780 | Tube Assembly RH Rear | 60 52 1 | 92-0607 | Gear - RH | 85 10 1 |
| 86-5780 | Tube Assembly RH Rear | 62 52 1 | 92-0608 | Cap - Thru | 85 14 1 |
| 86-5790 | Tube - Hydraulic R.H. | 56 3 1 | 92-0609 | Seal | 85 13 1 |
| 86-5790 | Tube Assembly LH Rear | 60 51 1 | 92-0610 | Cone - Bearing | 85 11 1 |
| 86-5790 | Tube Assembly LH Rear | 62 51 1 | 92-0611 | Cup - Bearing | 85 12 1 |
| 86-5810 | Assembly - Tube | 32 41 1 | 92-0612 | Nut - Lock | 85 23 1 |
| 86-5810 | Assembly - Tube | 25 49 1 | 92-0613 | Washer - Lock, Gear | 85 22 1 |
| 86-5830 | Spring - Compression | 7 5 2 | 92-0614 | Shaft - Pinion | 85 19 1 |
| 86-5840 | Plate - Spring | 7 4 2 | 92-0615 | Seal | 85 18 1 |
| 86-5860 | Nipple | 25 18 1 | 92-0616 | Cone - Bearing | 85 15 2 |
| 86-5860 | Nipple | 3 35 2 | 92-0617 | Cup - Bearing | 85 16 2 |
| 86-5890 | Arm - Lift, R.H. | 72 22 1 | 92-0618 | Hub | 85 17 1 |
| 86-5900 | Tire | 6 17 2 | 92-0619 | Gear - LH | 85 21 1 |
| 86-5910 | Tire | 56 29 2 | 92-0620 | Shaft - Thru | 85 8 1 |
| 86-5910 | Tire | 59 37 2 | 92-0625 | Idler Pulley Assembly | 90 5 1 |
| 86-5910 | Tire | 61 37 2 | 92-0625 | Idler Pulley Assembly | 86 6 2 |
| 86-5940 | Spacer - Bearing | 28 33 1 | 92-0625 | Idler Pulley Assembly | 78 11 3 |
| 86-7470 | Diode | 15 7 4 | 92-0625 | Idler Pulley Assembly | 91 19 1 |
| 86-7470 | Diode | 16 7 4 | 92-0626 | Tube Assembly | 78 5 3 |
| 86-8100 | Ball - Joint | 76 6 2 | 92-0627 | Armature & Pulley Assy. | 89 5 1 |
| 86-8130 | Assembly - Hose | 19 24 1 | 92-0636 | Shaft Assembly | 5 3 1 |
| 87-5100 | Washer - Flat | 33 14 4 | 92-0639 | Case Assembly | 4 15 1 |
| 87-6270 | Socket - Light | 18 *25 4 | 92-0640 | Bearing - Needle | 4 28 1 |
| 88-1140 | Spacer - Bearing, Lower | 26 15 1 | 92-0641 | Shaft - Counter | 4 20 1 |
| 88-1150 | Spacer - Clutch | 26 33 1 | 92-0642 | Gear - Output | 4 17 1 |
| 88-1160 | Rod - Traction Linkage | 8 11 1 | 92-0643 | Gear - Ring | 4 37 1 |

*Not Illustrated

TORO PART NUMBER INDEX (Cont.)

| Part No. | Description | Pg. Ref. No. No. Qty. | Part No. | Description | Pg. Ref. No. No. Qty. |
|----------|-----------------------------|--------------------------|----------|---------------------------|--------------------------|
| 92-0644 | Gear - Cluster | 4 19 1 | 92-5840 | Bracket - Mount, Filter | 25 10 1 |
| 92-0645 | Shaft & Gear - Shifter | 4 21 1 | 92-5841 | Hose, Traction R.H. (2WD) | 3 30 1 |
| 92-0646 | Bearing - Ball | 4 42 2 | 92-5844 | Spacer - Ball Joint | 59 40 1 |
| 92-0647 | Rod - Shift (High-Low) | 4 36 1 | 92-5844 | Spacer - Ball Joint | 61 40 1 |
| 92-1180 | Seat Assembly | 14 1 1 | 92-6073 | Decal - Clear | 74 13 1 |
| 92-1180 | Seat Assembly | 13 5 1 | 92-6533 | Seat Cushion Assembly | 13 4 1 |
| 92-1351 | Plug - Pulley | 29 66 1 | 92-6534 | Shell - Seat | 13 7 1 |
| 92-1352 | Plug | 31 42 3 | 92-6564 | Decal - 4 Matic | 18 1 1 |
| 92-1353 | Shim | 31 10 1 | 92-6584 | Cylinder - Hydraulic | 59 46 1 |
| 92-1354 | Cap - End | 31 1 1 | 92-6584 | Cylinder - Hydraulic | 61 46 1 |
| 92-1355 | Plug - Special | 31 2 2 | 92-6585 | Hydraulic Cylinder Assy. | 56 42 1 |
| 92-1356 | Valve - Screw 415 BAR | 31 7 2 | 92-6586 | Butt & Tube Assembly | 64 1 1 |
| 92-1357 | Pin | 31 43 1 | 92-6587 | Piston Rod Assembly | 64 9 1 |
| 92-1358 | Coupling | 31 41 1 | 92-6588 | Gland | 64 7 1 |
| 92-1364 | Guide - Switch, Pin | 3 46 1 | 92-6590 | Butt & Tube Assy. | 58 1 1 |
| 92-1365 | Plunger - Switch | 3 47 1 | 92-6591 | Rod-Piston | 58 9 1 |
| 92-1366 | Spring - Compression | 3 51 1 | 92-6592 | Gland | 58 7 1 |
| 92-1367 | Arm - Traction Linkage | 8 13 1 | 92-6593 | Kit - Seal | 64 * 1 |
| 92-1370 | Decal - Warning | 8 44 1 | 92-6594 | Seal Kit | 58 * 1 |
| 92-2556 | Motor - Fixed Displacement | 3 37 1 | 92-7301 | Spacer | 13 37 2 |
| 92-2567 | Spring | 20 21 1 | 92-7381 | Tube - Water, Return | 35 5 1 |
| 92-2568 | Poppet | 20 22 1 | 92-7382 | Cover - Manifold | 35 17 1 |
| 92-2571 | Plug | 5 4 2 | 92-7750 | Fork | 79 4 2 |
| 92-2572 | End Cap Assembly | 5 14 1 | 92-7752 | Fork | 79 * 2 |
| 92-2581 | Neutral Switch Arm Assy. | 28 51 1 | 92-7756 | Wing Deck Assembly LH | 90 18 1 |
| 92-2586 | Arm - Brake Linkage | 8 24 2 | 92-7757 | Center Deck Assembly | 76 32 1 |
| 92-2587 | Decal - R.O.P.S. | 74 14 1 | 92-7758 | Wing Deck Assembly R.H. | 91 20 1 |
| 92-4033 | Door Trap | 86 26 2 | 92-7761 | Assy. - Pump, Gear | 28 5 1 |
| 92-4036 | Cap - Rod | 83 29 2 | 92-7762 | Lift Valve Assembly | 19 15 1 |
| 92-4037 | Screw - Hex. Socket Hd. | 83 30 2 | 92-7765 | Assy. - Tube (4WD) | 3 * 1 |
| 92-5521 | Tether Strap | 14 8 2 | 92-7767 | Spring - Compression | 78 3 2 |
| 92-5581 | Ring - Retaining, Internal | 91 25 1 | 92-7768 | Spring - Compression | 78 * 1 |
| 92-5581 | Ring - Retaining, Internal | 90 26 1 | 92-7773 | Ball | 6 32 6 |
| 92-5581 | Ring - Retaining, Internal | 77 54 2 | 92-7774 | Stud | 6 28 4 |
| 92-5583 | Washer | 91 26 1 | 92-7775 | Link | 6 29 4 |
| 92-5583 | Washer | 90 27 1 | 92-7776 | Spring - Extension | 6 30 4 |
| 92-5583 | Washer | 77 55 2 | 92-7777 | Disc - Actuating | 6 31 4 |
| 92-5804 | Pedal - Brake L.H. | 8 21 1 | 92-7778 | Spring | 20 33 3 |
| 92-5805 | Brake Pedal Assembly R.H. | 8 23 1 | 92-7779 | Eyelet | 20 38 3 |
| 92-5806 | Shaft - Brake | 8 26 1 | 92-7780 | Plug Assembly | 20 32 3 |
| 92-5807 | Retainer - Hardlines | 82 22 2 | 92-7781 | Weight - Rear | 53 40 1 |
| 92-5810 | Assembly - Rod End | 81 2 1 | 92-7783 | Backplate Assembly | 30 22 1 |
| 92-5810 | Ball Joint | 76 12 2 | 92-7787 | Pulley - Camshaft | 41 26 1 |
| 92-5811 | Assembly - Rod End | 81 14 1 | 92-7791 | Seal - Valve | 40 52 8 |
| 92-5811 | Ball Joint | 76 16 2 | 92-7792 | Guide - Valve (14.29mm) | 40 47 8 |
| 92-5816 | Bolt - Blade | 87 14 1 | 92-7793 | Guide - Valve (14.59mm) | 40 * 8 |
| 92-5816 | Bolt - Blade | 92 14 1 | 92-7794 | Valve - Exhaust | 40 50 4 |
| 92-5816 | Bolt - Blade | 88 16 1 | 92-7795 | Seat - Exhaust Valve | 40 51 4 |
| 92-5817 | Pin - Clutch Stop | 26 34 1 | 92-8861 | Cap | 91 28 1 |
| 92-5818 | Housing - Bearing, Lower | 26 14 1 | 92-8861 | Cap | 90 29 1 |
| 92-5821 | Assembly - Head, Filter | 25 15 1 | 92-8861 | Cap | 77 57 2 |
| 92-5825 | Gear - Motor | 59 28 1 | 92-9651 | Hub - Wheel | 56 28 2 |
| 92-5825 | Gear - Motor | 61 28 1 | 92-9652 | Stud - Drive | 56 37 10 |
| 92-5826 | Gear - Axle | 59 31 1 | 92-9704 | Housing - Axle | 6 11 2 |
| 92-5826 | Gear - Axle | 61 31 1 | 92-9706 | Spacer - Axle Shaft | 6 22 2 |
| 92-5828 | Assembly - Hose | 32 25 1 | 92-9708 | Collar - Bearing | 6 12 2 |
| 92-5830 | Assembly - Hose | 32 43 1 | 92-9709 | Spacer - Bearing | 6 14 2 |
| 92-5830 | Assy. - Hose, Traction L.H. | 3 29 1 | 92-9710 | Bearing - Ball | 6 13 2 |
| 92-5833 | Spacer - Ball Joint | 59 45 2 | 92-9711 | Weight - Rear | 53 35 1 |
| 92-5833 | Spacer - Ball Joint | 61 45 2 | 92-9712 | Seal - V-Ring | 6 23 2 |
| 92-5833 | Spacer - Ball Joint | 57 62 1 | 92-9714 | Axle Assembly | 6 16 2 |
| 92-5836 | Washer - Axle | 60 66 1 | 92-9721 | Idler Pulley Assembly | 91 5 1 |
| 92-5836 | Washer - Axle | 62 66 1 | 92-9722 | Idler Pulley Assembly | 86 7 2 |
| 92-5837 | Assembly - Rod End | 57 60 1 | 92-9722 | Idler Pulley Assembly | 91 17 1 |
| 92-5838 | Ball Joint | 60 65 1 | 92-9722 | V-Idler Pulley Assembly | 90 1 2 |
| 92-5838 | Ball Joint | 62 65 1 | 92-9724 | Spindle - R.H. | 56 * 1 |
| 92-5839 | Ball Joint | 56 41 1 | 92-9725 | Spindle - L.H. | 56 24 1 |
| 92-5839 | Ball Joint | 59 44 1 | 92-9726 | Spring - Compression | 91 27 1 |
| 92-5839 | Ball Joint | 61 44 1 | 92-9726 | Spring - Compression | 90 28 1 |

*Not Illustrated

TORO PART NUMBER INDEX (Cont.)

| Part No. | Description | Pg. Ref. No. No. Qty. | Part No. | Description | Pg. Ref. No. No. Qty. |
|----------|------------------------------|--------------------------|----------|----------------------------|--------------------------|
| 92-9726 | Spring - Compression | 77 56 2 | 93-7247 | Washer - Thrust | 59 15 2 |
| 92-9727 | Assembly - Cap, H.O.C. | 77 * 2 | 93-7247 | Washer - Thrust | 57 51 2 |
| 92-9727 | Cap Assembly H.O.C. | 91 * 1 | 93-7249 | Pin - Axle Pivot | 57 52 1 |
| 92-9727 | Cap Assembly - H.O.C. | 90 * 1 | 93-7249 | Pin - Axle Pivot | 60 54 1 |
| 92-9729 | Valve - Control, Steering | 10 59 1 | 93-7252 | Decal - CE (Europe) | 2 52 1 |
| 92-9730 | Cap-End | 11 18 1 | 93-7275 | Decal - Starting Fluid | 34 * 1 |
| 92-9732 | Plate - Wear | 11 14 1 | 93-7276 | Decal - Danger (Europe) | 33 46 1 |
| 92-9736 | Screw-Cap | 11 19 7 | 93-7483 | Light - Warning Bank | 18 8 1 |
| 92-9738 | Bushing - Flange | 68 2 2 | 93-7484 | Light - Warning Bank | 18 11 1 |
| 92-9745 | End Cap Kit | 11 * 1 | 93-7485 | Filter Assembly | 34 30 1 |
| 92-9749 | Seal Kit | 11 * 1 | 93-7594 | Spacer - Tubular | 34 3 1 |
| 92-9800 | Spacer - Spindle | 87 10 1 | 93-7773 | Bolt | 66 5 4 |
| 92-9800 | Spacer - Spindle | 92 10 1 | 93-7773 | Screw - Hex. Hd. Flange | 68 4 8 |
| 92-9800 | Spacer - Spindle | 88 12 1 | 93-7775 | Bearing | 70 18 2 |
| 93-0307 | Nut - Retainer, Lock | 57 67 2 | 93-7778 | Housing - Axle A | 67 1 1 |
| 93-0309 | Washer - Tab | 57 63 2 | 93-7779 | Housing - Axle B | 67 3 1 |
| 93-3102 | Cap - Fuel | 21 3 1 | 93-7780 | Axle - 4wd | 59 36 1 |
| 93-3163 | Spring - Compression | 13 30 2 | 93-7781 | Washer | 67 10 8 |
| 93-3164 | Cup - Spring | 13 31 2 | 93-7782 | Screw - Hex. Hd. Flange | 67 4 8 |
| 93-3165 | Bracket - Spring | 13 29 1 | 93-7783 | Ring - Retaining | 71 11 2 |
| 93-4207 | Fitting - Hose Tee | 34 8 1 | 93-7784 | Cover | 71 12 2 |
| 93-4233 | Engine Assembly | 33 42 1 | 93-7785 | Nut - Slotted | 71 13 2 |
| 93-4237 | Bearing - Castor | 79 12 4 | 93-7786 | Fitting - Grease | 71 17 2 |
| 93-4237 | Bearing - Castor | 80 12 4 | 93-7787 | Bushing - Flange | 67 2 2 |
| 93-4239 | Rim - Wheel | 79 9 2 | 93-7788 | Hose - Return | 34 12 1 |
| 93-4239 | Rim - Wheel | 80 9 4 | 93-7798 | Hood | 1 16 1 |
| 93-4240 | Wheel - 10" | 79 * 2 | 93-7799 | Radiator Mount Assembly | 53 8 1 |
| 93-4241 | Spacer - Bearing | 79 11 2 | 93-7814 | Decal - Danger (Europe) | 77 * 1 |
| 93-4241 | Spacer - Bearing | 80 11 2 | 93-7814 | Decal - Danger (Europe) | 90 * 1 |
| 93-4242 | Plate | 79 15 2 | 93-7814 | Decal - Danger (Europe) | 91 * 1 |
| 93-4242 | Plate | 80 15 2 | 93-7815 | Decal - Danger (Europe) | 76 * 1 |
| 93-4243 | Tire - 10" | 79 * 2 | 93-7815 | Decal - Danger (Europe) | 90 * 2 |
| 93-4244 | 10" Tube - w/Valve | 79 * 2 | 93-7815 | Decal - Danger (Europe) | 91 * 2 |
| 93-5398 | Screw - Cap Hex. Hd. | 33 25 2 | 93-7818 | Decal - Caution (Europe) | 76 * 1 |
| 93-5835 | Screw - Purge | 47 28 1 | 93-7824 | Decal - Danger (Europe) | 90 * 1 |
| 93-5856 | Valve - Solenoid | 47 17 1 | 93-7824 | Decal - Danger (Europe) | 91 * 1 |
| 93-5973 | 10" Foam Filled Wheel Assy. | 79 * 2 | 93-9164 | Indicator | 52 1 1 |
| 93-5974 | 8" Foam Filled Wheel Assy. | 79 * 2 | 93-9164 | Service Indicator | 34 32 1 |
| 93-5974 | 8" Foam Filled Wheel Assy. | 80 * 2 | 93-9175 | Dipstick | 34 26 1 |
| 93-5980 | Hub | 79 10 2 | 93-9175 | Dipstick - Oil | 36 3 1 |
| 93-5980 | Hub | 80 10 2 | 93-9356 | Decal - Warning (Europe) | 26 * 1 |
| 93-6028 | Plate - Logo, TORO | 53 17 1 | 93-9410 | Decal - H.O.C. RH (Europe) | 76 * 1 |
| 93-6668 | Decal - Recycle (Europe) | 33 47 1 | 93-9411 | Decal - H.O.C. LH (Europe) | 76 * 1 |
| 93-6674 | Decal - Warning (Europe) | 76 * 2 | 93-9412 | Decal - H.O.C. (Europe) | 90 * 1 |
| 93-6674 | Decal - Warning (Europe) | 78 * 1 | 93-9413 | Decal - H.O.C. (Europe) | 91 * 1 |
| 93-6681 | Decal - Warning (Europe) | 54 54 1 | 93-9414 | Decal - Warning (Europe) | 8 * 1 |
| 93-6697 | Decal - Lube (Europe) | 84 * 1 | 93-9415 | Panel - Tower | 9 23 1 |
| 93-6697 | Decal - Oil (Europe) | 2 * 2 | 93-9416 | Panel - Gauge (Europe) | 18 * 1 |
| 93-7160 | Cap - Oil | 25 2 1 | 93-9418 | Decal - Belt (Europe) | 78 * 1 |
| 93-7203 | Latch - Lockup (Europe) | 2 * 2 | 93-9420 | Decal - Fuel (Europe) | 21 * 1 |
| 93-7204 | Mount - Pad (Europe) | 72 30 2 | 93-9421 | Decal - H.O.C. (Europe) | 76 * 1 |
| 93-7207 | Shield - Center (Europe) | 77 60 1 | 93-9422 | Panel - Console (Europe) | 17 * 1 |
| 93-7208 | Shield - Wing (Europe) | 91 30 1 | 93-9423 | Decal - Operation (Europe) | 8 * 1 |
| 93-7208 | Shield - Wing (Europe) | 90 32 1 | 93-9425 | Decal - Danger (Europe) | 2 * 1 |
| 93-7217 | Fitting - Hydraulic (Europe) | 72 28 1 | 93-9426 | Decal - Danger | 2 50 1 |
| 93-7221 | Hose - Radiator, Upper | 34 4 1 | 93-9938 | Castor Wheel Assembly | 80 * 2 |
| 93-7223 | Hose - Air Cleaner | 34 19 1 | 93-9938 | Wheel - 8" | 79 * 2 |
| 93-7224 | Hose - Intake | 34 18 1 | 93-9939 | Tire - 8" | 79 8 2 |
| 93-7229 | Degassing Support Asm. | 34 11 1 | 93-9939 | Tire - 8" | 80 8 2 |
| 93-7236 | Air Cleaner Support Asm | 1 28 1 | 94-1412 | Filter - Primary | 52 3 1 |
| 93-7236 | Bracket - Support | 34 44 1 | 94-1413 | Filter - Safety | 52 6 1 |
| 93-7240 | Plate - Axle Pivot Rear | 59 12 1 | 94-1414 | Valve - Vacuator | 52 5 1 |
| 93-7240 | Plate - Axle Pivot Rear | 57 68 1 | 94-1416 | Adapter Assembly | 34 31 1 |
| 93-7241 | Plate - Axle Pivot Front | 56 15 1 | 94-1416 | Asm. - Adaptor | 52 7 1 |
| 93-7241 | Plate - Axle Pivot Front | 60 67 1 | 94-1418 | Hose - Radiator, Upper | 34 2 1 |
| 93-7242 | Decal - Service, 4WD | 19 * 1 | 94-1418 | Hose - Radiator, Upper | 54 46 1 |
| 93-7243 | Decal - Service, 2WD | 19 37 1 | 94-2630 | Hose - Return | 34 6 1 |
| 93-7244 | Bracket - Support | 53 27 1 | 94-2638 | Nut - Tinnerman | 53 18 4 |
| 93-7245 | Bracket - Support | 35 12 1 | 94-2800 | Cap - Radiator | 34 22 1 |

*Not Illustrated

TORO PART NUMBER INDEX (Cont.)

| Part No. | Description | Pg. No. | Ref. No. | Qty. | Part No. | Description | Pg. No. | Ref. No. | Qty. |
|----------|---------------------------|---------|----------|------|----------|----------------------|---------|----------|------|
| 94-2801 | Grommet - Rubber | 34 | 40 | 2 | 94-3169 | Screw | 41 | 25 | 1 |
| 94-2812 | Grommet | 35 | 7 | 1 | 94-3170 | Screw | 41 | 17 | 1 |
| 94-2814 | Kit - Exhaust Coupler | 35 | 1 | 1 | 94-3171 | Screw | 41 | 20 | 2 |
| 94-2815 | Sleeve - Exhaust Flange | 35 | 2 | 1 | 94-3172 | Washer | 41 | 19 | 3 |
| 94-3100 | Short Block Assembly | 36 | 36 | 1 | 94-3173 | Screw | 41 | 22 | 3 |
| 94-3103 | Plug - Threaded | 36 | 44 | 1 | 94-3174 | Washer | 39 | 27 | 8 |
| 94-3104 | Plug - Threaded | 36 | 43 | 2 | 94-3176 | Gear - Oil Pump | 44 | 2 | 1 |
| 94-3106 | Gasket | 36 | 42 | 2 | 94-3177 | Plug | 44 | 12 | 2 |
| 94-3108 | Plug - 27.5 mm Dia. | 36 | * | 8 | 94-3178 | Strainer | 44 | 9 | 1 |
| 94-3108 | Plug - 27.5 mm Dia. | 39 | * | 2 | 94-3179 | Washer - Spring | 44 | 4 | 3 |
| 94-3109 | Plug - 28.5 mm Dia. | 36 | * | 9 | 94-3180 | Switch - Pressure | 36 | 32 | 1 |
| 94-3109 | Plug - 28.5 mm Dia. | 39 | * | 2 | 94-3181 | Oil Filler | 36 | 1 | 1 |
| 94-3110 | Stud | 36 | 45 | 1 | 94-3182 | Plug | 36 | 2 | 1 |
| 94-3111 | Pin - Groove | 36 | 22 | 2 | 94-3183 | Gasket | 36 | 39 | 1 |
| 94-3112 | Screw - Washer Hd. | 36 | 17 | 2 | 94-3184 | Union | 36 | 4 | 1 |
| 94-3113 | Cylinder Head Assembly | 38 | 5 | 1 | 94-3186 | O-Ring | 36 | 40 | 1 |
| 94-3115 | Nut - Lock | 38 | 8 | 6 | 94-3191 | Union | 36 | 48 | 1 |
| 94-3116 | Gasket | 38 | 3 | 1 | 94-3192 | Union | 36 | 47 | 1 |
| 94-3117 | Plate | 38 | 2 | 1 | 94-3194 | Cover - Pump, Water | 46 | 5 | 1 |
| 94-3118 | Plug | 39 | 32 | 1 | 94-3195 | Gasket - Pump, Water | 46 | 4 | 1 |
| 94-3119 | Kit - Gasket | 40 | * | 1 | 94-3196 | Inlet - Water | 46 | 7 | 1 |
| 94-3120 | Bracket | 40 | 54 | 1 | 94-3196 | Inlet - Water | 39 | 31 | 1 |
| 94-3121 | Plug | 40 | 44 | 1 | 94-3197 | O-Ring | 46 | 3 | 1 |
| 94-3122 | Gasket | 40 | 43 | 1 | 94-3197 | O-Ring | 39 | 30 | 1 |
| 94-3123 | Screw - Cap Hex. Hd. | 38 | 1 | 2 | 94-3198 | Screw. | 39 | 35 | 2 |
| 94-3124 | Bolt - Valve Cover | 39 | 22 | 3 | 94-3198 | Screw | 46 | 8 | 2 |
| 94-3124 | Screw - Cap Hex. Hd. | 44 | 8 | 2 | 94-3199 | Pipe - By-Pass | 40 | 39 | 1 |
| 94-3125 | Washer | 39 | 21 | 3 | 94-3200 | Hose - By-Pass | 39 | 37 | 1 |
| 94-3125 | Washer - Flat | 42 | 3 | 1 | 94-3201 | Hose - By-Pass | 40 | 40 | 1 |
| 94-3126 | Protector - Lower | 42 | 5 | 1 | 94-3205 | Box - Outlet | 45 | 3 | 1 |
| 94-3127 | Case - Timing, Left | 42 | 7 | 1 | 94-3206 | Gasket | 45 | 9 | 1 |
| 94-3128 | Case - Timing, Right | 42 | 9 | 1 | 94-3207 | Ring | 45 | 4 | 1 |
| 94-3129 | Plug | 42 | 4 | 1 | 94-3208 | Stub - Outlet | 45 | 2 | 1 |
| 94-3130 | Screw | 42 | 2 | 1 | 94-3209 | Thermostat | 45 | 11 | 1 |
| 94-3131 | Screw | 45 | 1 | 3 | 94-3210 | Gasket | 45 | 10 | 1 |
| 94-3131 | Screw | 42 | 10 | 1 | 94-3211 | Temp Sending Unit | 45 | 6 | 1 |
| 94-3132 | Screw | 42 | 1 | 2 | 94-3212 | Plug | 45 | 7 | 2 |
| 94-3133 | Nut W/Washer | 42 | 6 | 1 | 94-3213 | Screw | 45 | 8 | 1 |
| 94-3134 | Nut | 42 | 8 | 1 | 94-3214 | Screw | 45 | 5 | 1 |
| 94-3135 | Bracket - Lifting | 39 | 15 | 1 | 94-3215 | Manifold - Intake | 43 | 6 | 1 |
| 94-3136 | Bracket - Lifting | 39 | 23 | 1 | 94-3216 | Screw | 43 | 8 | 5 |
| 94-3137 | Bracket - Lifting | 39 | 25 | 1 | 94-3217 | Screw | 43 | 9 | 4 |
| 94-3138 | Screw | 39 | 24 | 1 | 94-3218 | Screw | 43 | * | 1 |
| 94-3139 | Screw | 39 | 26 | 1 | 94-3219 | Pump - Injection | 47 | 19 | 1 |
| 94-3141 | Thrust Bearing Set (Std.) | 37 | 13 | 2 | 94-3220 | Bracket | 47 | 3 | 1 |
| 94-3144 | Pulley | 37 | 3 | 1 | 94-3221 | Screw | 47 | 11 | 1 |
| 94-3145 | Screw - Cap Hex. Hd. | 37 | 1 | 1 | 94-3222 | Key | 47 | 20 | 1 |
| 94-3148 | Seal - Shaft | 37 | 11 | 1 | 94-3223 | Screw | 47 | 25 | 1 |
| 94-3149 | Gear - Flywheel | 37 | 17 | 1 | 94-3224 | Washer - Flat | 47 | 9 | 2 |
| 94-3150 | Screw - Cap Hex. Hd. | 37 | 7 | 4 | 94-3225 | Screw | 47 | 4 | 2 |
| 94-3151 | Washer | 37 | 8 | 6 | 94-3226 | Gasket - Injector | 48 | 4 | 4 |
| 94-3152 | Screw - Cap Hex. Hd. | 37 | 33 | 2 | 94-3227 | Spacer | 48 | 8 | 4 |
| 94-3154 | Bushing - Sleeve | 37 | 24 | 4 | 94-3228 | Spring | 48 | 7 | 4 |
| 94-3157 | Piston Set - Std. | 37 | 29 | 1 | 94-3229 | Union | 48 | 11 | 3 |
| 94-3158 | Piston Ring Set Std. | 37 | 23 | 4 | 94-3230 | Hose | 48 | 1 | 1 |
| 94-3159 | Roller Assembly | 41 | 11 | 1 | 94-3231 | Bracket | 48 | 13 | 2 |
| 94-3160 | Roller Assembly | 41 | 15 | 1 | 94-3232 | Washer - 0.79 mm | 48 | 6 | 4 |
| 94-3161 | Screw | 41 | 16 | 2 | 94-3233 | Washer - 0.82 mm | 48 | * | 4 |
| 94-3161 | Screw | 47 | 24 | 1 | 94-3234 | Washer - 0.85 mm | 48 | * | 4 |
| 94-3162 | Stud | 41 | 9 | 1 | 94-3235 | Washer - 0.88 mm | 48 | * | 4 |
| 94-3163 | Screw | 41 | 6 | 1 | 94-3236 | Washer - 0.91 mm | 48 | * | 4 |
| 94-3164 | Washer - Spring | 43 | 7 | 7 | 94-3237 | Washer - 0.94 mm | 48 | * | 4 |
| 94-3164 | Washer - Spring | 41 | 10 | 4 | 94-3238 | Washer - 0.97 mm | 48 | * | 4 |
| 94-3164 | Washer - Spring | 47 | 10 | 6 | 94-3239 | Washer - 1.00 mm | 48 | * | 4 |
| 94-3165 | Nut | 47 | 6 | 4 | 94-3240 | Washer - 1.03 mm | 48 | * | 4 |
| 94-3165 | Nut - Lock | 41 | 12 | 1 | 94-3241 | Washer - 1.06 mm | 48 | * | 4 |
| 94-3166 | Washer - Flat | 41 | 7 | 1 | 94-3242 | Washer - 1.30 mm | 48 | 6 | 4 |
| 94-3167 | Bracket - Fan | 41 | 24 | 1 | 94-3243 | Washer - 1.33 mm | 48 | * | 4 |
| 94-3168 | Pulley - Fan | 41 | 21 | 1 | 94-3244 | Washer - 1.36 mm | 48 | * | 4 |

*Not Illustrated

TORO PART NUMBER INDEX (Cont.)

| Part No. | Description | Pg. Ref. No. No. Qty. | Part No. | Description | Pg. Ref. No. No. Qty. |
|----------|----------------------------|--------------------------|----------|-------------------------|--------------------------|
| 94-3245 | Washer - 1.39 mm | 48 * 4 | 94-8133 | Gasket - Head (1.52 mm) | 40 * 1 |
| 94-3246 | Washer - 1.42 mm | 48 * 4 | 94-8134 | Gasket - Head (1.58 mm) | 40 * 1 |
| 94-3247 | Washer - 1.45 mm | 48 * 4 | 94-8135 | Gasket - Head (1.62 mm) | 40 * 1 |
| 94-3248 | Washer - 1.48 mm | 48 * 4 | 94-9965 | Asm. - Head, Cylinder | 43 * 1 |
| 94-3249 | Tube - Outlet | 47 22 1 | 94-9969 | Screw - Connection | 47 27 1 |
| 94-3250 | Screw - Connection | 47 23 1 | 94-9983 | Box - Degassing | 34 41 1 |
| 94-3251 | Nut | 47 15 1 | 94-9984 | Sensor - Water Level | 34 23 1 |
| 94-3251 | Nut - Lock | 51 8 1 | 94-9994 | Gasket | 41 27 1 |
| 94-3252 | Alternator | 49 12 1 | 95-1821 | Spring | 9 40 1 |
| 94-3253 | Bracket | 49 7 1 | 95-2741 | Rim - Wheel | 79 17 2 |
| 94-3254 | Screw | 49 6 1 | 217-124 | Rim | 6 18 2 |
| 94-3255 | Slide | 49 4 1 | 217-125 | Rim | 56 31 2 |
| 94-3256 | Belt | 49 5 1 | 217-125 | Rim | 59 38 2 |
| 94-3257 | Washer - Spring | 49 13 1 | 217-125 | Rim | 61 38 2 |
| 94-3258 | Screw | 49 14 1 | 218-446 | Washer - Lock | 18 3 1 |
| 94-3260 | Washer - Flat | 49 3 1 | 218-447 | Nut - Hex. | 18 4 1 |
| 94-3261 | Nut | 49 11 1 | 218-461 | Nut - Hex | 12 15 2 |
| 94-3262 | Nut | 49 10 1 | 218-573 | Fuse - 5A | 17 21 2 |
| 94-3263 | Starter | 50 3 1 | 218-581 | Fuse - 15A | 17 21 1 |
| 94-3264 | Plug - Glow | 51 3 4 | 218-591 | Coil Assembly | 63 6 1 |
| 94-3265 | Cable - Glow Plug | 51 2 4 | 218-592 | Nut - Coil | 63 7 1 |
| 94-3266 | Nut - Hex. | 51 5 4 | 218-593 | Fuse - 30A | 17 * 1 |
| 94-3267 | Nut - Lock | 51 6 1 | 219-17 | Bulb | 18 *16 4 |
| 94-3274 | O-Ring | 47 18 1 | 232-27 | Stem - Valve | 6 19 2 |
| 94-3275 | Solenoid - Starter | 50 * 1 | 232-27 | Stem - Valve | 56 30 2 |
| 94-3340 | Manifold - Exhaust | 43 3 1 | 232-27 | Stem - Valve | 59 39 2 |
| 94-5601 | Support - Tank, Lower | 1 9 1 | 232-27 | Stem - Valve | 61 39 2 |
| 94-5603 | Bushing - Sleeve | 57 50 2 | 233-17 | Knob | 9 24 1 |
| 94-5604 | Hose - Overflow | 34 15 1 | 233-39 | Knob - Throttle | 17 1 1 |
| 94-5605 | Hydraulic Tube Assembly | 25 37 1 | 233-42 | Knob | 19 13 3 |
| 94-5605 | Tube Assembly - Oil Cooler | 53 32 1 | 237-7 | O-Ring | 12 23 1 |
| 94-5607 | Rear Axle Assembly | 56 23 1 | 237-21 | O-Ring | 72 6 6 |
| 94-5608 | Mount - Rubber | 35 11 1 | 237-21 | O-Ring | 19 21 3 |
| 94-5609 | Cover Asm - Hood, Lower | 1 31 1 | 237-22 | O-Ring | 9 3 10 |
| 94-5612 | Screen Assembly | 53 15 1 | 237-22 | O-Ring | 32 5 4 |
| 94-5613 | Stop - Rubber | 1 17 2 | 237-22 | O-Ring | 82 10 9 |
| 94-5614 | Bracket - Hour Meter | 21 43 1 | 237-22 | O-Ring | 19 17 2 |
| 94-5615 | Bracket - Return Hose | 33 43 1 | 237-22 | O-Ring | 25 28 1 |
| 94-5616 | Seal - Hood | 53 9 1 | 237-22 | Seal - O-Ring | 59 2 6 |
| 94-5617 | Seal - Strip, Hood | 1 22 2 | 237-22 | Seal - O-Ring | 61 2 6 |
| 94-5618 | Trim - Fire Wall | 1 15 1 | 237-22 | Seal - O-Ring | 56 4 4 |
| 94-5621 | Bracket Assembly - Screen | 53 10 1 | 237-30 | O-Ring | 32 8 3 |
| 94-5622 | Seal Strip - Screen | 53 12 1 | 237-30 | O-Ring | 12 18 1 |
| 94-5623 | Harness - Wire, Main | 21 37 1 | 237-30 | O-Ring | 3 24 1 |
| 94-5623 | Harness - Wire, Main | 15 6 1 | 237-30 | O-Ring | 25 32 5 |
| 94-5623 | Harness - Wire, Main | 16 6 1 | 237-30 | O-Ring | 19 34 2 |
| 94-5623 | Harness - Wire, Main | 26 31 1 | 237-30 | O-Ring | 3 48 1 |
| 94-5623 | Wire Harness - Main | 34 36 1 | 237-42 | O-Ring | 19 5 5 |
| 94-5625 | Hose - Radiator, Overflow | 34 13 1 | 237-42 | O-Ring | 82 8 14 |
| 94-5625 | Hose - Radiator, Overflow | 54 50 1 | 237-42 | O-Ring | 59 42 2 |
| 94-5626 | Latch - Draw | 1 23 1 | 237-42 | O-Ring | 61 42 2 |
| 94-5627 | Plug | 17 11 1 | 237-42 | Seal - O-Ring (Europe) | 72 32 1 |
| 94-5629 | Harness - Wire (Europe) | 18 27 1 | 237-65 | O-Ring | 32 2 8 |
| 94-5635 | Guard - Fan (Europe) | 54 52 1 | 237-65 | O-Ring | 59 11 9 |
| 94-5643 | Bearing | 70 12 2 | 237-65 | O-Ring | 61 11 9 |
| 94-8000 | Nut - Lock | 56 10 1 | 237-65 | O-Ring | 25 13 6 |
| 94-8000 | Nut - Lock | 59 19 1 | 237-65 | O-Ring | 53 22 6 |
| 94-8001 | Fuse - Blade, 80 Amp | 15 9 1 | 237-65 | O-Ring | 3 33 6 |
| 94-8001 | Fuse - Blade, 80 Amp | 16 9 1 | 237-65 | Seal - O-Ring | 5 5 2 |
| 94-8002 | Fuse - Blade, 50 Amp | 15 10 1 | 237-78 | O-Ring | 72 3 4 |
| 94-8002 | Fuse - Blade, 50 Amp | 16 10 1 | 237-78 | O-Ring | 32 42 2 |
| 94-8003 | Support - Air Cleaner Hose | 34 45 1 | 237-78 | O-Ring | 19 43 1 |
| 94-8010 | Hose - Hydraulic | 53 21 2 | 237-78 | O-Ring | 59 47 2 |
| 94-8012 | Muffler Assembly | 35 6 1 | 237-78 | O-Ring | 61 47 2 |
| 94-8013 | Washer | 88 19 1 | 237-78 | Seal - O-Ring | 56 43 2 |
| 94-8018 | Arm - Drag Link | 71 1 1 | 237-79 | O-Ring | 19 4 4 |
| 94-8019 | Arm - Tie Rod | 71 2 1 | 237-79 | O-Ring | 9 5 4 |
| 94-8022 | Switch - Pressure (Europe) | 72 29 1 | 237-79 | O-Ring | 32 14 6 |
| 94-8132 | Gasket - Head (1.48 mm) | 40 53 1 | 237-79 | O-Ring | 72 23 3 |

*Not Illustrated

TORO PART NUMBER INDEX (Cont.)

| Part No. | Description | Pg. No. | Ref. No. | Qty. | Part No. | Description | Pg. No. | Ref. No. | Qty. |
|----------|--------------------|---------|----------|------|----------|----------------------------|---------|----------|------|
| 237-79 | O-Ring | 3 | 28 | 3 | 253-154 | Seal - Oil | 87 | 5 | 2 |
| 237-79 | O-Ring | 25 | 34 | 3 | 253-154 | Seal - Oil | 92 | 5 | 2 |
| 237-80 | O-Ring | 63 | 2 | 2 | 253-154 | Seal - Wave | 88 | 7 | 2 |
| 237-80 | O-Ring | 32 | 4 | 6 | 254-72 | Cup - Bearing | 57 | 64 | 2 |
| 237-80 | O-Ring | 31 | 23 | 3 | 254-92 | Cone - Bearing | 57 | 65 | 2 |
| 237-80 | O-Ring | 25 | 30 | 3 | 254-94 | Cone - Bearing | 85 | 4 | 1 |
| 237-81 | O-Ring | 25 | 5 | 3 | 254-106 | Cone - Bearing | 56 | 26 | 2 |
| 237-81 | O-Ring | 59 | 22 | 2 | 254-107 | Cup - Bearing | 56 | 27 | 2 |
| 237-81 | O-Ring | 61 | 22 | 2 | 256-10 | Bushing - Flange | 1 | 4 | 2 |
| 237-136 | Grommet | 12 | 24 | 2 | 256-10 | Bushing - Flange | 8 | 22 | 4 |
| 237-141 | Grommet - Rubber | 86 | 2 | 4 | 256-90 | Bushing - Flange | 8 | 19 | 1 |
| 237-146 | O-Ring | 32 | 36 | 1 | 256-113 | Bushing | 28 | 52 | 2 |
| 237-161 | O - Ring | 30 | 25 | 1 | 256-237 | Bushing - Sleeve | 1 | 5 | 1 |
| 237-161 | O-Ring | 28 | 6 | 1 | 256-243 | Bushing | 86 | 27 | 2 |
| 237-166 | O-Ring | 59 | 26 | 1 | 283-2 | Pin - Clevis | 7 | 16 | 2 |
| 237-166 | O-Ring | 61 | 26 | 1 | 283-61 | Pin - Clevis | 83 | 20 | 6 |
| 237-167 | O-Ring | 3 | 27 | 1 | 285-22 | Plug - Pipe | 21 | 27 | 1 |
| 240-6 | Grommet | 21 | 18 | 3 | 289-44 | Nipple - Pipe | 3 | 20 | 1 |
| 240-11 | Grommet | 25 | 11 | 3 | 289-50 | Nipple - Pipe | 3 | 18 | 1 |
| 242-34 | Stud - Axle | 6 | 21 | 10 | 2811-1 | Fitting - 45° Elbow | 53 | 39 | 1 |
| 242-50 | Nut - Lug | 56 | 35 | 10 | 2812-1 | Fitting - Reducing Bushing | 21 | 26 | 1 |
| 249-49 | Ring | 25 | 48 | 4 | 2812-11 | Bushing - Reducer | 3 | 16 | 1 |
| 2410-64 | Plug - Dome | 9 | 34 | 2 | 2813-14 | Elbow - Pipe 90° | 3 | 19 | 1 |
| 2410-64 | Plug - Hole | 54 | 55 | 3 | 302-2 | Fitting - Grease | 87 | 1 | 1 |
| 2411-36 | Eye - Rod | 8 | 2 | 3 | 302-2 | Fitting - Grease | 92 | 1 | 1 |
| 2411-36 | Rod - End | 3 | 3 | 1 | 302-2 | Fitting - Grease | 8 | 20 | 1 |
| 2411-36 | Rod End | 7 | 9 | 2 | 302-2 | Fitting - Grease | 57 | 53 | 2 |
| 2411-36 | Rod End | 9 | 21 | 1 | 302-2 | Fitting - Grease | 60 | 55 | 1 |
| 2411-36 | Rod End | 28 | 27 | 1 | 302-2 | Fitting - Grease | 62 | 55 | 1 |
| 2411-45 | Joint - Ball R.H. | 57 | * | 1 | 302-5 | Fitting - Grease | 91 | 1 | 1 |
| 2411-46 | Joint - Ball L.H. | 57 | 46 | 1 | 302-5 | Fitting - Grease | 7 | 2 | 2 |
| 2412-3 | Clamp - Hose | 34 | 1 | 3 | 302-5 | Fitting - Grease | 83 | 2 | 8 |
| 2412-3 | Clamp - Hose | 35 | 4 | 1 | 302-5 | Fitting - Grease | 59 | 7 | 2 |
| 2412-3 | Clamp - Hose | 54 | 45 | 2 | 302-5 | Fitting - Grease | 61 | 7 | 2 |
| 2412-31 | Clip - Conduit | 17 | 23 | 1 | 302-5 | Fitting - Grease | 81 | 17 | 2 |
| 2412-34 | Clamp - Hose | 25 | 27 | 1 | 302-5 | Fitting - Grease | 72 | 21 | 6 |
| 2412-34 | Clamp - Hose | 32 | 34 | 1 | 302-5 | Fitting - Grease | 90 | 24 | 1 |
| 2412-36 | Clamp - Hose | 34 | 7 | 5 | 302-5 | Fitting - Grease | 8 | 27 | 3 |
| 2412-36 | Clamp - Hose | 21 | 24 | 1 | 302-5 | Fitting - Grease | 28 | 37 | 3 |
| 2412-36 | Clamp - Hose | 25 | 47 | 1 | 302-5 | Fitting - Grease | 56 | 40 | 2 |
| 2412-36 | Clamp - Hose | 54 | 51 | 1 | 302-5 | Fitting - Grease | 77 | 48 | 2 |
| 2412-39 | R-Clamp | 17 | 27 | 1 | 302-11 | Fitting - Grease | 56 | 22 | 2 |
| 2412-74 | Clamp | 12 | 14 | 1 | 302-14 | Plug - Vent | 3 | 15 | 1 |
| 2412-74 | Clamp - R | 59 | 20 | 1 | 302-33 | Fitting - Grease 90° | 88 | 1 | 1 |
| 2412-74 | Clamp - R | 61 | 20 | 1 | 302-33 | Fitting - Grease 90° | 60 | 69 | 1 |
| 2412-74 | Clamp - R | 9 | 49 | 1 | 302-60 | Fitting - Grease | 26 | 43 | 1 |
| 2412-74 | Clamp - R (Europe) | 12 | 40 | 1 | 302-60 | Fitting - Grease 90° | 77 | 50 | 2 |
| 2412-74 | Clamp-R | 10 | 63 | 1 | 304-46 | Drain Cock | 53 | 38 | 1 |
| 2412-104 | Clamp - R | 32 | 11 | 1 | 321-2 | Screw - Cap Hex. Hd. | 17 | 12 | 1 |
| 2412-104 | Clamp - R | 10 | 62 | 1 | 321-3 | Screw - Cap Hex. Hd. | 21 | 34 | 2 |
| 2412-108 | Clamp - Hose | 21 | 5 | 6 | 321-5 | Screw - Cap Hex. Hd. | 12 | 30 | 1 |
| 2412-108 | Clamp - Hose | 34 | 10 | 4 | 321-10 | Screw - Cap Hex. Hd. | 19 | 7 | 2 |
| 2412-109 | Clamp-J | 26 | 10 | 2 | 321-15 | Screw - Cap Hex. Hd. | 32 | 17 | 2 |
| 2412-122 | Clamp Assembly | 57 | 48 | 2 | 322-2 | Screw - Cap Hex. Hd. | 72 | 2 | 5 |
| 2412-123 | Tie Rod Assembly | 57 | 49 | 1 | 322-2 | Screw - Cap Hex. Hd. | 32 | 9 | 1 |
| 2412-125 | Clamp - Hose | 34 | 20 | 3 | 322-2 | Screw - Cap Hex. Hd. | 12 | 38 | 2 |
| 2412-129 | Clamp - Hose | 36 | 8 | 8 | 322-3 | Screw - Cap Hex. Hd. | 13 | 12 | 4 |
| 2412-129 | Clamp - Hose | 34 | 14 | 2 | 322-3 | Screw - Cap Hex. Hd. | 33 | 27 | 4 |
| 2412-129 | Clamp - Hose | 35 | 14 | 4 | 322-3 | Screw - Cap Hex. Hd. | 54 | 49 | 3 |
| 2412-129 | Clamp - Hose | 39 | 36 | 4 | 322-4 | Screw - Cap Hex. Hd. | 14 | 5 | 4 |
| 2412-133 | Clamp - R | 12 | 2 | 2 | 322-4 | Screw - Cap Hex. Hd. | 53 | 29 | 2 |
| 2412-137 | R-Clamp | 72 | 11 | 1 | 322-4 | Screw - Cap Hex. Hd. | 8 | 41 | 2 |
| 2412-138 | Clamp - R | 93 | 19 | 1 | 322-5 | Screw - Cap Hex. Hd. | 29 | 55 | 2 |
| 2412-138 | Clamp-R | 84 | 14 | 1 | 322-6 | Screw - Cap Hex. Hd. | 28 | 1 | 2 |
| 2412-150 | Clip - J | 3 | 49 | 1 | 322-6 | Screw - Cap Hex. Hd. | 32 | 18 | 1 |
| 251-259 | Bearing - Ball | 28 | 29 | 2 | 322-6 | Screw - Cap Hex. Hd. | 13 | 28 | 1 |
| 251-310 | Bearing - Ball | 26 | 16 | 2 | 322-7 | Screw - Cap Hex. Hd. | 28 | 30 | 1 |
| 251-314 | Bearing | 28 | 45 | 2 | 322-10 | Screw - Cap Hex. Hd. | 28 | 19 | 1 |
| 253-43 | Seal - Grease | 28 | 40 | 1 | 322-21 | Screw - Cap Hex. Hd. | 8 | 31 | 3 |

*Not Illustrated

TORO PART NUMBER INDEX (Cont.)

| Part No. | Description | Pg. No. | Ref. No. | Qty. | Part No. | Description | Pg. No. | Ref. No. | Qty. |
|----------|-------------------------|---------|----------|------|----------|---------------------------|---------|----------|------|
| 323-4 | Screw - Cap Hex. Hd. | 1 | 30 | 1 | 3218-2 | Nut - Jam | 13 | 20 | 4 |
| 323-4 | Screw - Cap Hex. Hd. | 21 | 40 | 7 | 3218-2 | Nut - Jam | 8 | 40 | 2 |
| 323-4 | Screw - Cap Hex. Hd. | 33 | 41 | 1 | 3218-18 | Nut - Jam | 83 | 7 | 2 |
| 323-4 | Screw - Hex. Hd | 83 | 5 | 4 | 3218-19 | Nut - Hex. | 18 | 7 | 2 |
| 323-5 | Screw - Cap Hex. Hd. | 25 | 24 | 3 | 3220-3 | Nut - Jam | 8 | 3 | 3 |
| 323-6 | Screw - Cap Hex. Hd. | 14 | 10 | 2 | 3220-3 | Nut - Jam | 3 | 4 | 1 |
| 323-6 | Screw - Cap Hex. Hd. | 9 | 10 | 4 | 3220-3 | Nut - Jam | 7 | 7 | 2 |
| 323-6 | Screw - Cap Hex. Hd. | 1 | 24 | 1 | 3220-3 | Nut - Jam | 9 | 19 | 1 |
| 323-7 | Screw - Cap Hex. Hd. | 28 | 4 | 2 | 3220-3 | Nut - Jam | 29 | 54 | 1 |
| 323-7 | Screw - Cap Hex. Hd. | 21 | 20 | 2 | 3220-5 | Nut - Jam | 86 | 22 | 2 |
| 323-7 | Screw - Cap Hex. Hd. | 3 | 38 | 2 | 3220-7 | Nut - Jam | 72 | 12 | 3 |
| 323-7 | Screw - Cap Hex.. Hd. | 7 | 10 | 2 | 3220-7 | Nut - Jam | 56 | 33 | 2 |
| 323-7 | Screw - Cap, Hex. Hd. | 30 | 28 | 2 | 3220-11 | Nut - Jam | 57 | 66 | 1 |
| 323-8 | Screw - Cap Hex. Hd. | 9 | 20 | 1 | 3220-12 | Nut - Jam LH Thread | 86 | 20 | 2 |
| 323-9 | Screw - Cap Hex. Hd. | 3 | 1 | 1 | 3230-16 | Bolt - Carriage | 14 | 2 | 4 |
| 323-9 | Screw - Cap Hex. Hd. | 33 | 3 | 1 | 3231-22 | Bolt - Carriage | 2 | 34 | 2 |
| 323-9 | Screw - Cap Hex. Hd. | 8 | 14 | 1 | 3234-1 | Screw - Cap Hex. Hd. | 84 | 8 | 4 |
| 323-9 | Screw - Cap Hex. Hd. | 13 | 34 | 2 | 3234-1 | Screw - Hex. Flange Hd. | 28 | 31 | 4 |
| 323-12 | Screw - Cap Hex. Hd. | 8 | 29 | 2 | 3234-1 | Screw - Hex. Flange Hd. | 76 | 34 | 1 |
| 323-13 | Screw - Cap Hex. Hd. | 90 | 2 | 2 | 3234-4 | Screw - Cap Hex. Hd. | 59 | 4 | 1 |
| 323-13 | Screw - Cap Hex. Hd. | 86 | 8 | 4 | 3234-4 | Screw - Cap Hex. Hd. | 61 | 4 | 1 |
| 323-13 | Screw - Cap Hex. Hd. | 91 | 9 | 3 | 3234-4 | Screw - Cap Hex. Hd. | 3 | 43 | 2 |
| 323-14 | Screw - Cap Hex. Hd. | 84 | 7 | 2 | 3234-5 | Screw - Hex. Flange Hd. | 54 | 53 | 2 |
| 323-15 | Screw - Cap Hex. Head | 93 | 13 | 4 | 3234-11 | Screw | 33 | 15 | 6 |
| 323-17 | Screw - Cap Hex. Hd. | 19 | 10 | 1 | 3234-11 | Screw - Flange | 34 | 27 | 3 |
| 323-17 | Screw - Hex. Hd. | 12 | 16 | 1 | 3234-11 | Screw - Hex. Flange Head | 87 | 6 | 6 |
| 323-20 | Screw - Cap Hex. Hd. | 35 | 8 | 2 | 3234-11 | Screw - Hex. Flange Head | 92 | 6 | 6 |
| 323-29 | Screw - Cap Hex. Hd. | 28 | 14 | 3 | 3234-11 | Screw - Hex. Flange Head | 88 | 8 | 6 |
| 323-33 | Screw - Cap Hex. Hd. | 33 | 8 | 2 | 3234-11 | Screw - Hex. Washer Hd. | 53 | 28 | 5 |
| 323-47 | Screw - Cap Hex. Hd. | 28 | 34 | 6 | 3234-12 | Screw - Cap Hex. Hd. | 56 | 17 | 2 |
| 324-4 | Screw - Cap Hex. Hd. | 32 | 6 | 2 | 3234-12 | Screw - Hex. Flange Hd. | 3 | 12 | 2 |
| 324-4 | Screw - Cap Hex. Hd. | 29 | 58 | 2 | 3234-12 | Screw - Hex. Washer Hd. | 21 | 1 | 2 |
| 324-12 | Screw - Cap Hex. Hd. | 33 | 17 | 3 | 3234-12 | Screw - Hex. Washer Hd. | 2 | 36 | 7 |
| 325-2 | Screw - Cap Hex. Hd. | 74 | 5 | 4 | 3234-13 | Screw - Hex. Washer Hd. | 25 | 7 | 2 |
| 325-2 | Screw - Cap Hex. Hd. | 3 | 44 | 1 | 3234-14 | Screw - Hex. Flange Hd. | 8 | 17 | 2 |
| 325-4 | Screw - Cap Hex. Hd. | 59 | 25 | 2 | 3234-14 | Screw - Hex. Flange Hd. | 13 | 35 | 6 |
| 325-4 | Screw - Cap Hex. Hd. | 61 | 25 | 2 | 3234-14 | Screw - Hex. Hd. Flange | 53 | 11 | 2 |
| 325-4 | Screw - Cap Hex. Hd. | 6 | 27 | 1 | 3234-18 | Screw - Flange Head | 26 | 39 | 1 |
| 325-5 | Screw - Cap Hex. Hd. | 86 | 15 | 2 | 3234-22 | Screw - Flange Head | 26 | 24 | 3 |
| 325-5 | Screw - Cap Hex. Hd. | 2 | 47 | 2 | 3234-29 | Screw - Cap Flange Head | 93 | 4 | 8 |
| 325-7 | Screw - Cap Hex. Hd. | 86 | 24 | 2 | 3234-30 | Screw - Hex. Hd. Flange | 6 | 6 | 6 |
| 325-9 | Screw - Cap Hex. Hd. | 84 | 5 | 4 | 3234-30 | Screw - Hex. Flange Hd. | 53 | 1 | 10 |
| 325-9 | Screw - Cap Hex. Hd. | 26 | 29 | 2 | 3234-32 | Screw - Hex. Flange Hd. | 56 | 11 | 6 |
| 325-9 | Screw - Cap Hex. Hd. | 12 | 37 | 2 | 3234-32 | Screw - Hex. Flange Hd. | 59 | 33 | 6 |
| 325-11 | Screw - Cap Hex. Hd. | 76 | 18 | 2 | 3234-32 | Screw - Hex. Flange Hd. | 61 | 33 | 6 |
| 325-14 | Screw | 26 | 12 | 1 | 3247-4 | Screw - Set | 72 | 27 | 2 |
| 325-15 | Screw - Cap Hex. Hd. | 6 | 25 | 10 | 3249-11 | Screw - Machine Rd. Hd. | 28 | 25 | 2 |
| 325-18 | Screw - Cap Hex. Hd. | 55 | 4 | 2 | 3250-20 | Screw - Pan Phil. Hd. | 93 | 1 | 8 |
| 325-20 | Screw - Cap Hex. Hd. | 56 | 13 | 2 | 3250-36 | Screw | 18 | 22 | 2 |
| 325-20 | Screw - Cap Hex. Hd. | 59 | 16 | 2 | 3250-36 | Screw - Pan Hd. | 93 | 20 | 3 |
| 325-20 | Screw - Cap Hex. Hd. | 61 | 16 | 2 | 3250-36 | Screw - Phillips Pan Hd. | 1 | 7 | 2 |
| 325-33 | Screw - Cap Hex. Hd. | 74 | 3 | 2 | 3253-4 | Washer - Lock | 72 | 4 | 5 |
| 325-34 | Screw - Hex. Flange Hd. | 53 | 33 | 2 | 3253-4 | Washer - Lock | 14 | 6 | 4 |
| 325-35 | Screw - Cap Hex. Hd. | 76 | 2 | 4 | 3253-4 | Washer - Lock | 13 | 11 | 4 |
| 325-35 | Screw - Cap Hex. Hd. | 56 | 16 | 2 | 3253-4 | Washer - Lock | 33 | 26 | 4 |
| 325-35 | Screw - Cap Hex. Hd. | 59 | 34 | 2 | 3253-6 | Washer - Lock | 32 | 10 | 2 |
| 325-35 | Screw - Cap Hex. Hd. | 61 | 34 | 2 | 3253-6 | Washer - Lock | 74 | 10 | 2 |
| 325-35 | Screw - Cap Hex. Hd. | 53 | 41 | 2 | 3253-6 | Washer - Lock | 14 | 13 | 2 |
| 327-24 | Screw - Cap Hex. Hd. | 79 | 5 | 2 | 3253-6 | Washer - Lock | 29 | 59 | 2 |
| 327-24 | Screw - Cap Hex. Hd. | 80 | 6 | 2 | 3253-7 | Washer - Lock | 74 | 6 | 4 |
| 3210-5 | Screw - Cap Hex. Hd. | 56 | 45 | 2 | 3253-15 | Washer - Lock | 21 | 30 | 5 |
| 3212-5 | Screw - Cap Hex. Hd. | 74 | 9 | 2 | 3253-21 | Washer - Lock | 33 | 7 | 3 |
| 3212-5 | Screw - Cap Hex. Hd. | 14 | 14 | 2 | 3253-21 | Washer - Lock | 9 | 9 | 4 |
| 3213-2 | Screw - Hex. Hd. Flange | 28 | 8 | 2 | 3253-21 | Washer - Lock | 21 | 21 | 9 |
| 3216-6 | Screw - Cap Hex. Hd. | 91 | 6 | 1 | 3253-21 | Washer - Lock | 1 | 25 | 2 |
| 3216-6 | Screw - Cap Hex. Hd. | 90 | 17 | 1 | 3253-21 | Washer - Lock | 4 | 44 | 6 |
| 3217-6 | Nut - Hex. | 13 | 17 | 1 | 3253-33 | Washer - Lock | 13 | 18 | 1 |
| 3217-9 | Nut - Jam | 78 | 6 | 3 | 3254-1 | Washer - Lock | 18 | 14 | 2 |
| 3217-26 | Nut | 18 | 15 | 2 | 3254-20 | Washer - Lock, Int. Tooth | 18 | 6 | 1 |

*Not Illustrated

TORO PART NUMBER INDEX (Cont.)

| Part No. | Description | Pg. No. | Ref. No. | Qty. | Part No. | Description | Pg. No. | Ref. No. | Qty. |
|----------|---------------------------|---------|----------|------|----------|-------------------------|---------|----------|------|
| 3255-7 | Washer - Lock Ext. Tooth | 17 | 22 | 1 | 3290-148 | Nut - Lock | 17 | 4 | 1 |
| 3255-8 | Washer - Lock Ext. Tooth | 17 | 19 | 1 | 3290-256 | Pin - Cotter Hair | 90 | 13 | 1 |
| 3255-8 | Washer - Lock, Ext. Tooth | 33 | 20 | 2 | 3290-256 | Pin - Cotter, Hair | 76 | 22 | 2 |
| 3256-2 | Washer | 14 | 7 | 4 | 3290-256 | Pin - Cotter, Hair | 91 | 24 | 1 |
| 3256-2 | Washer - Flat | 13 | 10 | 8 | 3290-271 | Rivet - Pop | 53 | 5 | 2 |
| 3256-3 | Washer | 18 | 23 | 2 | 3290-282 | Rivet - Pop | 12 | 5 | 1 |
| 3256-3 | Washer | 29 | 64 | 1 | 3290-307 | Pin - Cotter, Hair | 12 | 26 | 1 |
| 3256-3 | Washer - Flat | 53 | 19 | 2 | 3290-357 | Nut - Flange | 92 | 8 | 6 |
| 3256-3 | Washer - Flat | 1 | 33 | 2 | 3290-357 | Nut - Flange | 88 | 10 | 6 |
| 3256-3 | Washer - Flat | 12 | 36 | 1 | 3290-357 | Nut - Flange | 34 | 16 | 3 |
| 3256-3 | Washer - Flat | 8 | 43 | 1 | 3290-357 | Nut - Flange | 2 | 38 | 2 |
| 3256-5 | Washer - Flat | 74 | 11 | 2 | 3290-357 | Nut - Flange Head | 3 | 14 | 1 |
| 3256-5 | Washer - Flat | 14 | 12 | 2 | 3290-357 | Nut - Flange Head | 29 | 56 | 1 |
| 3256-22 | Washer - Flat | 9 | 41 | 1 | 3290-357 | Nut - Lock | 33 | 36 | 9 |
| 3256-23 | Washer - Flat | 53 | 2 | 6 | 3290-357 | Nut - Lock, Flange Head | 87 | 8 | 6 |
| 3256-23 | Washer - Flat | 12 | 39 | 2 | 3290-359 | Screw - Round Hd. | 1 | 21 | 3 |
| 3256-23 | Washer - Flat | 60 | 57 | 1 | 3290-378 | Tie - Cable | 86 | 3 | 2 |
| 3256-23 | Washer - Flat | 62 | 57 | 1 | 3290-378 | Tie - Cable | 34 | 9 | 2 |
| 3256-24 | Washer | 14 | 9 | 4 | 3290-378 | Tie - Cable | 37 | 3 | |
| 3256-24 | Washer | 17 | 30 | 1 | 3290-378 | Tie - Cable | 33 | 37 | 1 |
| 3256-24 | Washer - Flat | 33 | 4 | 4 | 3290-378 | Tie - Cable | 10 | 60 | 2 |
| 3256-24 | Washer - Flat | 26 | 7 | 6 | 3290-379 | Tie - Cable | 19 | 6 | 1 |
| 3256-24 | Washer - Flat | 19 | 11 | 2 | 3290-467 | Pin - Cotter, Hair | 1 | 19 | 2 |
| 3256-24 | Washer - Flat | 21 | 11 | 9 | 3290-467 | Pin - Hair, Cotter | 86 | 1 | 2 |
| 3256-24 | Washer - Flat | 1 | 26 | 2 | 3290-477 | Washer - Curved | 29 | 57 | 2 |
| 3256-24 | Washer - Flat | 13 | 26 | 3 | 3290-483 | Washer - Belleville | 86 | 16 | 2 |
| 3256-24 | Washer - Flat | 28 | 35 | 9 | 3290-483 | Washer - Belleville | 2 | 44 | 4 |
| 3256-24 | Washer - Flat | 8 | 37 | 1 | 3296-6 | Nut - Lock | 89 | 9 | 3 |
| 3256-24 | Washer - Flat | 3 | 52 | 2 | 3296-6 | Nut - Lock | 27 | 10 | 3 |
| 3256-26 | Washer - Flat | 74 | 2 | 4 | 3296-9 | Nut - Lock | 28 | 18 | 2 |
| 3256-26 | Washer - Flat | 76 | 3 | 4 | 3296-12 | Nut - Lock | 17 | 24 | 2 |
| 3256-26 | Washer - Flat | 28 | 9 | 2 | 3296-15 | Nut - Lock | 90 | 11 | 1 |
| 3256-26 | Washer - Flat | 86 | 25 | 2 | 3296-15 | Nut - Lock | 91 | 11 | 1 |
| 3256-26 | Washer - Flat | 9 | 36 | 4 | 3296-23 | Nut - Hex. Lock | 53 | 13 | 2 |
| 3256-26 | Washer - Flat | 53 | 43 | 2 | 3296-23 | Nut - Lock | 76 | 21 | 2 |
| 3256-28 | Washer - Flat | 74 | 12 | 2 | 3296-25 | Nut - Lock | 74 | 8 | 2 |
| 3256-28 | Washer - Flat | 61 | 18 | 1 | 3296-25 | Nut - Lock | 86 | 11 | 2 |
| 3256-29 | Washer - Flat | 56 | 14 | 1 | 3296-25 | Nut - Lock | 26 | 27 | 5 |
| 3256-29 | Washer - Flat | 59 | 18 | 1 | 3296-25 | Nut - Lock | 2 | 43 | 2 |
| 3256-35 | Washer - Flat | 91 | 4 | 1 | 3296-29 | Nut - Lock | 83 | 1 | 2 |
| 3256-49 | Washer - Flat | 12 | 6 | 1 | 3296-29 | Nut - Lock | 14 | 3 | 4 |
| 3256-67 | Washer - Flat | 93 | 18 | 8 | 3296-29 | Nut - Lock | 28 | 15 | 5 |
| 3256-70 | Washer - Flat | 26 | 36 | 3 | 3296-29 | Nut - Lock | 13 | 19 | 4 |
| 3256-71 | Washer - Flat | 9 | 47 | 2 | 3296-39 | Nut - Lock | 14 | 11 | 2 |
| 3256-71 | Washer - Flat | 28 | 16 | 3 | 3296-39 | Nut - Lock | 7 | 13 | 2 |
| 3256-71 | Washer - Flat | 32 | 19 | 1 | 3296-39 | Nut - Lock | 19 | 14 | 1 |
| 3256-71 | Washer - Flat | 57 | 55 | 1 | 3296-39 | Nut - Lock | 84 | 17 | 2 |
| 3256-77 | Washer - Flat | 17 | 7 | 1 | 3296-39 | Nut - Lock | 90 | 19 | 1 |
| 3256-78 | Washer - Flat | 17 | 10 | 1 | 3296-39 | Nut - Lock | 91 | 23 | 1 |
| 3256-78 | Washer - Flat | 1 | 13 | 2 | 3296-39 | Nut - Lock | 12 | 28 | 1 |
| 3272-1 | Pin - Cotter | 19 | 8 | 6 | 3296-39 | Nut - Lock | 28 | 36 | 6 |
| 3272-5 | Pin - Cotter | 83 | 16 | 6 | 3296-39 | Nut - Lock | 26 | 41 | 3 |
| 3272-5 | Pin - Cotter | 9 | 39 | 2 | 3296-42 | Nut - Lock | 17 | 9 | 2 |
| 3272-6 | Pin - Cotter | 7 | 18 | 2 | 3296-42 | Nut - Lock | 8 | 33 | 1 |
| 3272-7 | Pin - Cotter | 71 | 14 | 2 | 3296-42 | Nut - Lock | 21 | 36 | 2 |
| 3272-9 | Pin - Cotter | 83 | 15 | 2 | 3296-44 | Nut - Lock | 17 | 25 | 1 |
| 3272-10 | Pin - Cotter | 9 | 38 | 1 | 3296-45 | Nut - Lock | 60 | 60 | 2 |
| 3272-11 | Pin - Cotter | 76 | 30 | 2 | 3296-45 | Nut - Lock | 62 | 60 | 2 |
| 3272-12 | Pin - Cotter | 76 | 4 | 2 | 3296-45 | Nut - Lock | 86 | 28 | 2 |
| 3272-12 | Pin - Cotter | 56 | 39 | 4 | 3296-45 | Nut - Lock | 57 | 58 | 2 |
| 3272-12 | Pin - Cotter | 60 | 64 | 2 | 3296-47 | Nut - Lock | 17 | 18 | 1 |
| 3272-12 | Pin - Cotter | 62 | 64 | 2 | 3296-47 | Nut - Lock | 32 | 21 | 1 |
| 3272-13 | Pin - Cotter | 56 | 34 | 2 | 3296-47 | Nut - Lock | 53 | 24 | 5 |
| 3273-17 | Screw - Hex. Socket Hd. | 75 | 5 | 4 | 3296-47 | Nut - Lock | 26 | 44 | 1 |
| 3274-19 | Screw - Cap Socket Hd. | 8 | 12 | 1 | 3296-47 | Nut - Lock | 29 | 62 | 2 |
| 3274-68 | Screw - Socket Button Hd. | 18 | 19 | 4 | 3296-49 | Nut - Lock | 87 | 2 | 1 |
| 3274-71 | Screw - Soc. Hex. Hd. | 26 | 1 | 2 | 3296-49 | Nut - Lock | 88 | 2 | 1 |
| 3274-87 | Screw - Flat Hd. Socket | 6 | 3 | 12 | 3296-49 | Nut - Lock | 92 | 2 | 1 |
| 3290-126 | Screw - Hex. Washer Hd. | 17 | 8 | 3 | 3296-49 | Nut - Lock | 9 | 12 | 2 |

*Not Illustrated

TORO PART NUMBER INDEX (Cont.)

| Part No. | Description | Pg. No. | Ref. No. | Qty. | Part No. | Description | Pg. No. | Ref. No. | Qty. |
|-----------|---------------------------|---------|----------|------|-----------|--------------------------|---------|----------|------|
| 3296-51 | Nut - Lock | 61 | 19 | 1 | 32136-14 | Nut - Hex. Slotted Hd. | 57 | 61 | 2 |
| 3296-53 | Nut - Lock | 79 | 3 | 2 | 32136-14 | Nut - Hex. Slotted Hd. | 60 | 63 | 2 |
| 3296-53 | Nut - Lock | 80 | 7 | 2 | 32136-14 | Nut - Hex. Slotted Hd. | 62 | 63 | 2 |
| 3296-59 | Nut - Lock | 8 | 1 | 4 | 32144-4 | Screw - Hex. Washer Hd. | 18 | 12 | 6 |
| 3296-59 | Nut - Lock | 3 | 7 | 1 | 32144-4 | Screw - Hex. Washer Hd. | 17 | 14 | 10 |
| 3296-59 | Nut - Lock | 7 | 8 | 2 | 32144-4 | Screw - Hex. Washer Hd. | 9 | 28 | 4 |
| 3296-59 | Nut - Lock | 28 | 24 | 3 | 32144-4 | Screw - Thread Forming | 25 | 44 | 4 |
| 3296-59 | Nut - Lock | 9 | 31 | 1 | 32144-11 | Screw - Hex. Flange Hd. | 56 | 9 | 1 |
| 3296-59 | Nut - Lock, Flange Head | 93 | 9 | 4 | 32144-11 | Screw - Hex. Flange Hd. | 8 | 28 | 4 |
| 32104-6 | Screw - Cap Hex. (Europe) | 72 | 31 | 4 | 32144-11 | Screw - Hex. Washer Hd. | 25 | 8 | 2 |
| 32104-37 | Screw - Cap Hex. Hd. | 57 | 54 | 1 | 32144-11 | Screw - Hex. Washer Hd. | 26 | 8 | 5 |
| 32104-37 | Screw - Cap Hex. Hd. | 60 | 56 | 1 | 32144-11 | Screw - Hex. Washer Hd. | 1 | 12 | 17 |
| 32104-37 | Screw - Cap Hex. Hd. | 62 | 56 | 1 | 32144-11 | Screw - Hex. Washer Hd. | 12 | 31 | 3 |
| 32104-82 | Screw - Hex. Washer Hd. | 12 | 13 | 1 | 32144-11 | Screw - Hex. Washer Hd. | 90 | 31 | 10 |
| 32108-58 | Screw - Machine Flat Hd. | 72 | 25 | 4 | 32144-11 | Screw - Hex. Washer Hd. | 91 | 31 | 10 |
| 32120-15 | Ring - Retaining | 59 | 32 | 2 | 32144-11 | Screw - Hex. Washer Hd. | 9 | 32 | 6 |
| 32120-15 | Ring - Retaining | 61 | 32 | 2 | 32144-11 | Screw - Hex. Washer Hd. | 33 | 39 | 2 |
| 32120-19 | Ring - Retaining, Ext. | 7 | 12 | 4 | 32144-11 | Screw - Hex. Washer Hd. | 19 | 40 | 2 |
| 32120-74 | Ring - Retaining | 29 | 67 | 1 | 32144-11 | Screw - Hex. Washer Hd. | 60 | 50 | 1 |
| 32121-6 | Pin - Roll | 9 | 35 | 1 | 32144-11 | Screw - Hex. Washer Hd. | 62 | 50 | 2 |
| 32121-6 | Pin - Roll | 3 | 45 | 1 | 32144-11 | Screw - Hex. Washer Hd. | 77 | 59 | 14 |
| 32121-10 | Pin - Roll | 9 | 16 | 1 | 32144-18 | Screw - Hex. Washer Hd. | 21 | 41 | 2 |
| 32121-11 | Pin - Roll | 86 | 12 | 2 | 32144-26 | Screw - Hex. Washer Hd. | 28 | 11 | 2 |
| 32121-11 | Pin - Roll | 2 | 45 | 2 | 32144-41 | Screw - Hex. Flange Hd. | 60 | 68 | 1 |
| 32121-24 | Pin - Roll | 3 | 42 | 1 | 32144-41 | Screw - Hex. Flange Hd. | 57 | 69 | 1 |
| 32121-25 | Pin - Roll | 8 | 25 | 2 | 32144-41 | Screw - Hex. Washer Hd. | 76 | 15 | 12 |
| 32121-36 | Pin - Roll (Europe) | 2 | * | 2 | 32144-57 | Screw - Hex. Washer Hd. | 9 | 48 | 2 |
| 32121-50 | Pin - Roll | 8 | 35 | 1 | 32144-70 | Screw - Hex. Flange Hd. | 86 | 10 | 1 |
| 32121-51 | Pin - Roll | 76 | 13 | 2 | 32144-70 | Screw | 93 | 15 | 2 |
| 32121-123 | Pin - Roll | 9 | 18 | 2 | 32144-70 | Screw - Hex. Flange Hd. | 84 | 12 | 3 |
| 32122-24 | Screw - Round Hd. | 21 | 31 | 5 | 32148-10 | Insert - Threaded | 33 | 6 | 3 |
| 32128-16 | Nut - Flange Lock | 80 | 16 | 8 | 32148-10 | Insert - Threaded | 53 | 7 | 4 |
| 32128-16 | Nut - Hex. Lock | 79 | 16 | 8 | 32148-10 | Insert - Threaded | 91 | 29 | 1 |
| 32128-19 | Nut - Flange Hd. | 76 | 1 | 2 | 32148-10 | Insert - Threaded | 90 | 30 | 1 |
| 32128-19 | Nut - Flange Lock | 13 | 33 | 2 | 32148-10 | Insert - Threaded | 2 | 35 | 10 |
| 32128-19 | Nut - Lock Flange Hd. | 90 | 3 | 2 | 32148-10 | Insert - Threaded | 21 | 38 | 3 |
| 32128-19 | Nut - Lock, Flange | 35 | 13 | 2 | 32148-10 | Insert - Threaded | 77 | 58 | 1 |
| 32128-19 | Nut - Lock, Flange Hd. | 86 | 5 | 2 | 32151-10 | Ring - Retaining | 56 | 19 | 2 |
| 32128-20 | Nut - Lock | 8 | 36 | 2 | 32151-62 | Ring - Retaining | 3 | 40 | 1 |
| 32128-20 | Nut - Lock Flange | 53 | 26 | 2 | 32151-72 | Retainer - Push-On | 53 | 20 | 2 |
| 32128-20 | Nut - Lock, Flange | 35 | 9 | 2 | 32151-72 | Retainer - Push-On | 18 | 24 | 2 |
| 32128-20 | Nut - Lock, Flange Head | 32 | 12 | 1 | 32151-72 | Ring - Retaining | 1 | 32 | 2 |
| 32128-20 | Nut - Lock, Flange Head | 93 | 12 | 8 | 32151-73 | Ring - Clip | 28 | 2 | 1 |
| 32128-21 | Nut - Flange Hd. | 76 | 35 | 1 | 32151-76 | Ring - Retaining | 6 | 15 | 2 |
| 32128-23 | Nut - Flange Hd. | 76 | 42 | 2 | 32151-96 | Ring - Retaining | 59 | 30 | 2 |
| 32128-23 | Nut - Flange Lock | 56 | 1 | 6 | 32151-96 | Ring - Retaining | 61 | 30 | 2 |
| 32128-23 | Nut - Flange Lock | 59 | 1 | 6 | 32151-104 | Ring - Retaining | 59 | 9 | 2 |
| 32128-23 | Nut - Flange Lock | 61 | 1 | 6 | 32151-104 | Ring - Retaining | 61 | 9 | 2 |
| 32128-23 | Nut - Hex. Flange Hd. | 84 | 15 | 4 | 32151-104 | Ring - Retaining | 56 | 36 | 1 |
| 32128-25 | Nut - Flange Lock | 13 | 23 | 4 | 32152-1 | Nut - Lock | 8 | 45 | 3 |
| 32128-33 | Nut - Flange Lock | 18 | 18 | 4 | 32152-5 | Nut - Lock | 57 | 47 | 2 |
| 32128-33 | Nut - Flange, Lock | 60 | 53 | 1 | 32153-2 | Nut - Lock | 13 | 13 | 1 |
| 32128-33 | Nut - Flange, Lock | 62 | 53 | 1 | 33004-00 | Nut - Hex. Flange | 35 | 16 | 2 |
| 32128-33 | Nut - Lock | 12 | 10 | 2 | 33023-00 | Nut - Lock, Nylon Insert | 34 | 43 | 1 |
| 32128-37 | Nut - Lock, Flange Hd. | 33 | 13 | 3 | 33093-00 | Washer - Flat | 34 | 42 | 1 |
| 32128-43 | Nut - Lock, Flange Head | 78 | 1 | 3 | 33104-016 | Screw - Hex. Hd. Flange | 34 | 29 | 2 |
| 32128-49 | Nut - Flange Head | 26 | 28 | 3 | 33104-020 | Screw - Hex. Hd. Flange | 35 | 19 | 2 |
| 32128-49 | Nut - Hex. Flange | 53 | 44 | 2 | 33105-020 | Screw - Hex. Hd. Flange | 34 | 24 | 1 |
| 32128-49 | Nut - Lock | 57 | 59 | 2 | 340-2 | Adapter - Straight | 82 | 12 | 2 |
| 32128-49 | Nut - Lock | 60 | 61 | 2 | 340-2 | Fitting - Adapter | 19 | 25 | 1 |
| 32128-49 | Nut - Lock | 62 | 61 | 2 | 340-4 | Fitting - Hydraulic | 32 | 28 | 1 |
| 32128-50 | Nut - Lock, Flange Hd. | 6 | 9 | 4 | 340-6 | Fitting - Adapter | 25 | 31 | 1 |
| 32128-54 | Nut - Flange | 81 | 1 | 2 | 340-7 | Fitting - Hydraulic | 32 | 31 | 2 |
| 32128-54 | Nut - Flange | 90 | 7 | 1 | 340-8 | Fitting - Adapter | 25 | 14 | 1 |
| 32128-54 | Nut - Flange | 83 | 12 | 8 | 340-17 | Fitting - Hydraulic 90° | 32 | 3 | 2 |
| 32128-54 | Nut - Flange | 91 | 14 | 1 | 340-17 | Fitting - Hydraulic 90° | 25 | 39 | 1 |
| 32128-54 | Nut - Flange | 76 | 17 | 2 | 340-18 | Fitting - Hydraulic 90° | 32 | 37 | 2 |
| 32136-2 | Nut | 76 | 5 | 2 | 340-55 | Fitting - Hydraulic 45° | 32 | 23 | 1 |
| 32136-13 | Nut - Slotted | 56 | 38 | 2 | 340-70 | Nut - Bulkhead | 59 | 5 | 3 |

*Not Illustrated

TORO PART NUMBER INDEX (Cont.)

| Part No. | Description | Pg. Ref. | | Part No. | Description | Pg. Ref. | |
|----------|--------------------------|----------|------|----------|-------------------------|----------|------|
| | | No. | Qty. | | | No. | Qty. |
| 340-70 | Nut - Bulkhead | 61 | 5 3 | 340-155 | Fitting - Hydraulic | 3 | 34 2 |
| 340-70 | Nut - Bulkhead | 56 | 6 2 | 340-155 | Fitting - Hydraulic 90° | 32 | 13 2 |
| 340-70 | Nut - Bulkhead | 10 | 53 3 | 340-156 | Fitting - Hydraulic 45° | 59 | 21 1 |
| 340-70 | Nut - Lock, Bulkhead | 82 | 1 6 | 340-156 | O-Ring | 61 | 21 1 |
| 340-71 | Union - Bulkhead | 10 | 54 1 | 340-157 | Fitting - Tee | 32 | 27 1 |
| 340-72 | Fitting - Hydraulic 90° | 53 | 25 2 | 340-159 | Fitting - Hydraulic | 9 | 50 3 |
| 340-74 | Nut - Bulkhead | 59 | 13 1 | 340-159 | Fitting - Hydraulic 90° | 32 | 40 2 |
| 340-74 | Nut - Bulkhead | 61 | 13 1 | 340-165 | Fitting - Hydraulic | 32 | 30 1 |
| 340-74 | Nut - Bulkhead | 53 | 30 2 | 340-166 | Fitting | 82 | 19 1 |
| 340-77 | Elbow - Hydraulic 90° | 82 | 16 2 | 340-167 | Fitting - Hydraulic | 3 | 32 2 |
| 340-77 | Fitting - Hydraulic | 59 | 35 1 | 351-78 | Edging - Seat | 13 | 6 1 |
| 340-77 | Fitting - Hydraulic | 61 | 35 1 | 351-80 | Clip - Edging | 13 | 8 1 |
| 340-86 | Fitting - Hydraulic, Tee | 82 | 15 2 | 353-508 | Plug | 59 | 43 1 |
| 340-87 | Fitting - Hydraulic | 82 | 9 3 | 353-508 | Plug | 61 | 43 1 |
| 340-97 | Fitting - Hydraulic 90° | 56 | 44 2 | 353-508 | Plug Assembly | 20 | 6 3 |
| 340-97 | Fitting - Hydraulic 90° | 60 | 48 2 | 353-550 | Plug (2wd Only) | 25 | 40 1 |
| 340-97 | Fitting - Hydraulic 90° | 61 | 48 2 | 353-551 | Plug | 25 | 9 2 |
| 340-99 | Fitting - Hydraulic 90° | 19 | 35 1 | 353-551 | Plug Assembly | 31 | 22 3 |
| 340-101 | Fitting - Hydraulic | 3 | 25 1 | 353-947 | Cap - Fitting | 32 | 1 2 |
| 340-109 | Fitting - Tee | 25 | 42 1 | 353-947 | Cap - Fitting | 25 | 19 1 |
| 340-125 | Fitting - Hydraulic Tee | 72 | 14 1 | 353-947 | Cap - Fitting | 19 | 29 1 |
| 340-132 | Fitting - Hydraulic 90° | 72 | 13 2 | 353-947 | Cap - Fitting | 3 | 36 2 |
| 340-138 | Fitting - Hydraulic | 9 | 4 3 | 354-77 | Fitting - Test Port | 19 | 30 1 |
| 340-139 | Fitting - Hydraulic | 25 | 22 1 | 354-77 | Fitting - Test Port | 32 | 32 2 |
| 340-139 | Fitting - Hydraulic 90° | 59 | 24 1 | 354-78 | Connector - Hose | 32 | 35 1 |
| 340-139 | Fitting - Hydraulic 90° | 61 | 24 1 | 354-87 | Fitting - Hydraulic 90° | 25 | 21 1 |
| 340-140 | Fitting - Hydraulic Tee | 72 | 5 1 | 354-94 | Fitting - Barb | 21 | 16 1 |
| 340-141 | Fitting - Hydraulic | 25 | 29 1 | 354-95 | Fitting - Barb | 21 | 14 1 |
| 340-147 | Fitting - Hydraulic | 25 | 17 1 | 354-103 | Male Hose Barb | 25 | 45 1 |

TABLE OF CONTENTS

| Description | Page | Description | Page |
|---|-------|---|--------|
| Frame & Body Assembly | 1–2 | Hydraulic Cylinder No. 92–6585 (Model No. 30450) | 58 |
| Front Transaxle Installation Assembly | 3 | Rear Axle Assembly (Model No. 30450) (Serial No. 60300–60351 & 60428–Up) | 59–60 |
| Transaxle No. 88–1260 | 4 | Rear Axle Assembly (Model No. 30450) (Serial No. 60352–60427) | 61–62 |
| Hydraulic Motor No. 92–2556 | 5 | Solenoid Valve Assembly No. 76–9970 (Model No. 30455) | 63 |
| Front Axle Assembly | 6 | Hydraulic Cylinder No. 92–6584 (Model No. 30455) | 64 |
| Brake Linkage Assembly | 7 | Hydraulic Motor No. 76–6580 (Model No. 30455) | 65 |
| Traction & Brake Pedals Assembly | 8 | Sleeve Assembly (Model No. 30455) | 66 |
| Steering Tower Assembly | 9–10 | Axle Housing Assembly (Model No. 30450) (Serial No. 60300–60351 & 60428–Up) (Axle No. 93–7780) | 67 |
| Power Steering Valve No. 92–9729 | 11 | Axle Housing Assembly (Model No. 30450 Serial No. 60352–60427) (Axle No. 74–5621) | 68 |
| Seat Plate Assembly | 12 | Differential & Shaft Assembly Axle No. 93–7780 (Model No. 30455) | 69 |
| Seat Assembly | 13 | Steering Gear Case Assembly Axle No. 93–7780 (Model No. 30455) | 70 |
| Low Seat Assembly (Optional) | 14 | Steering Arm Linkage Axle No. 93–7780 (Model No. 30455) | 71 |
| Electrical Schematic (US) | 15 | Lift Arm Assembly | 72 |
| Electrical Schematic (Europe) | 16 | Hydraulic Cylinder No. 86–5580 | 73 |
| Control Console Assembly | 17 | R.O.P.S. Assembly | 74 |
| Gage Panel Assembly | 18 | Drive Shaft Assembly No. 86–1730 | 75 |
| Lift Valve Installation Assembly | 19 | Center Deck & Carrier Frame Assembly | 76–77 |
| Lift Valve No. 92–7762 | 20 | Belt Tension Adjustor | 78 |
| Fuel Tank Assembly | 21 | Front Castor Fork Assembly | 79 |
| Fuel Filter Assembly No. 76–5300 | 22 | Rear Pivot Arm Assembly | 80 |
| Hydraulic Schematic Model No. 30450 | 23 | Hydraulic Cylinder No. 86–2190 | 81 |
| Hydraulic Schematic Model No. 30455 | 24 | Hydraulic Hose Assembly | 82 |
| Hydraulic Reservoir Assembly | 25 | Pivot Arm Assembly | 83 |
| PTO & Clutch Assembly | 26 | Gear Box, Mount & Drive Shaft Assembly | 84 |
| Clutch Assembly No. 86–5610 | 27 | Gear Box Assembly No. 86–3090 | 85 |
| Hydraulic Pump Installation Assembly | 28–29 | Center Deck Pulley Assemblies | 86 |
| Gear Pump Assembly No. 92–7781 | 30 | Spindle Assembly (Center) | 87 |
| Traction Pump Assembly No. 86–5590 | 31 | Spindle Assembly (Clutch) | 88 |
| Hydraulic Pump Fittings Assembly | 32 | Clutch Assembly No. 86–1710 | 89 |
| Engine & Battery Installation Assembly | 33 | Wing Deck Assembly L.H. | 90 |
| Engine Plumbing Assembly | 34 | Wing Deck Assembly R.H. | 91 |
| Muffler & Air Cleaner Installation Assembly | 35 | Spindle Assembly (Wings) | 92 |
| Crankcase Assembly | 36 | Cover Assembly | 93 |
| Crankshaft Assembly | 37 | TORO Part Number Index | 94–110 |
| Cylinder Head Assembly | 38–40 | | |
| Camshaft & Fan Support Assembly | 41 | | |
| Timing Cover | 42 | | |
| Intake & Exhaust Manifold Assembly | 43 | | |
| Oil Pump Assembly | 44 | | |
| Collector Assembly | 45 | | |
| Water Pump Assembly | 46 | | |
| Fuel Injection Pump Assembly | 47 | | |
| Fuel Injector Assembly | 48 | | |
| Alternator Assembly | 49 | | |
| Starter Assembly | 50 | | |
| Glow Plug & Glow Relay | 51 | | |
| Air Cleaner No. 93–7485 | 52 | | |
| Radiator Assembly | 53–54 | | |
| Additional Weight Assembly | 55 | | |
| Rear Axle Assembly (Model No. 30450) | 56–57 | | |

