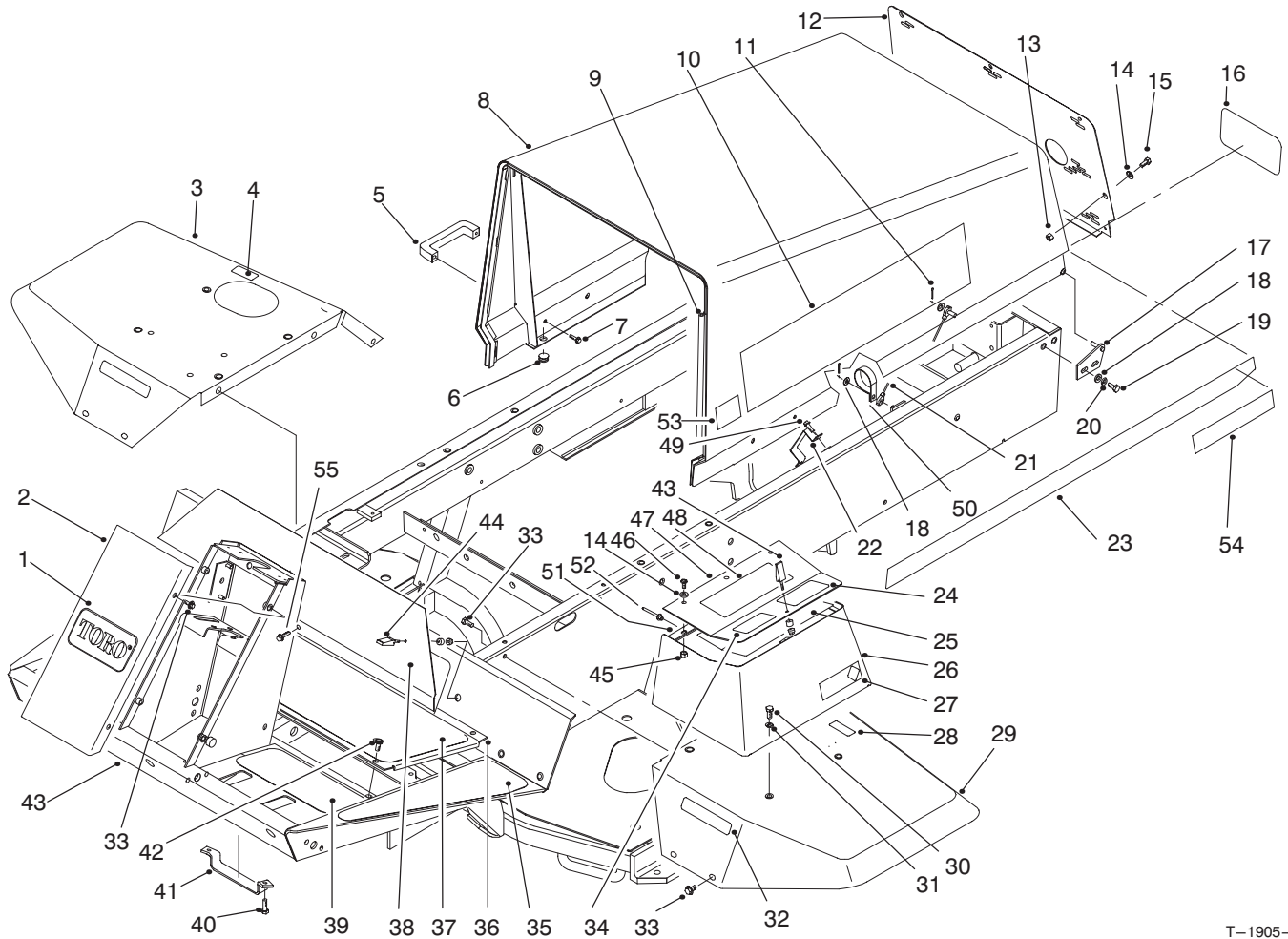


TORO[®]

MODEL NO. 03531-60141 & UP

**PARTS
CATALOG****REELMASTER[®] 5300D 4WD
TRACTION UNIT**

T-1905-3

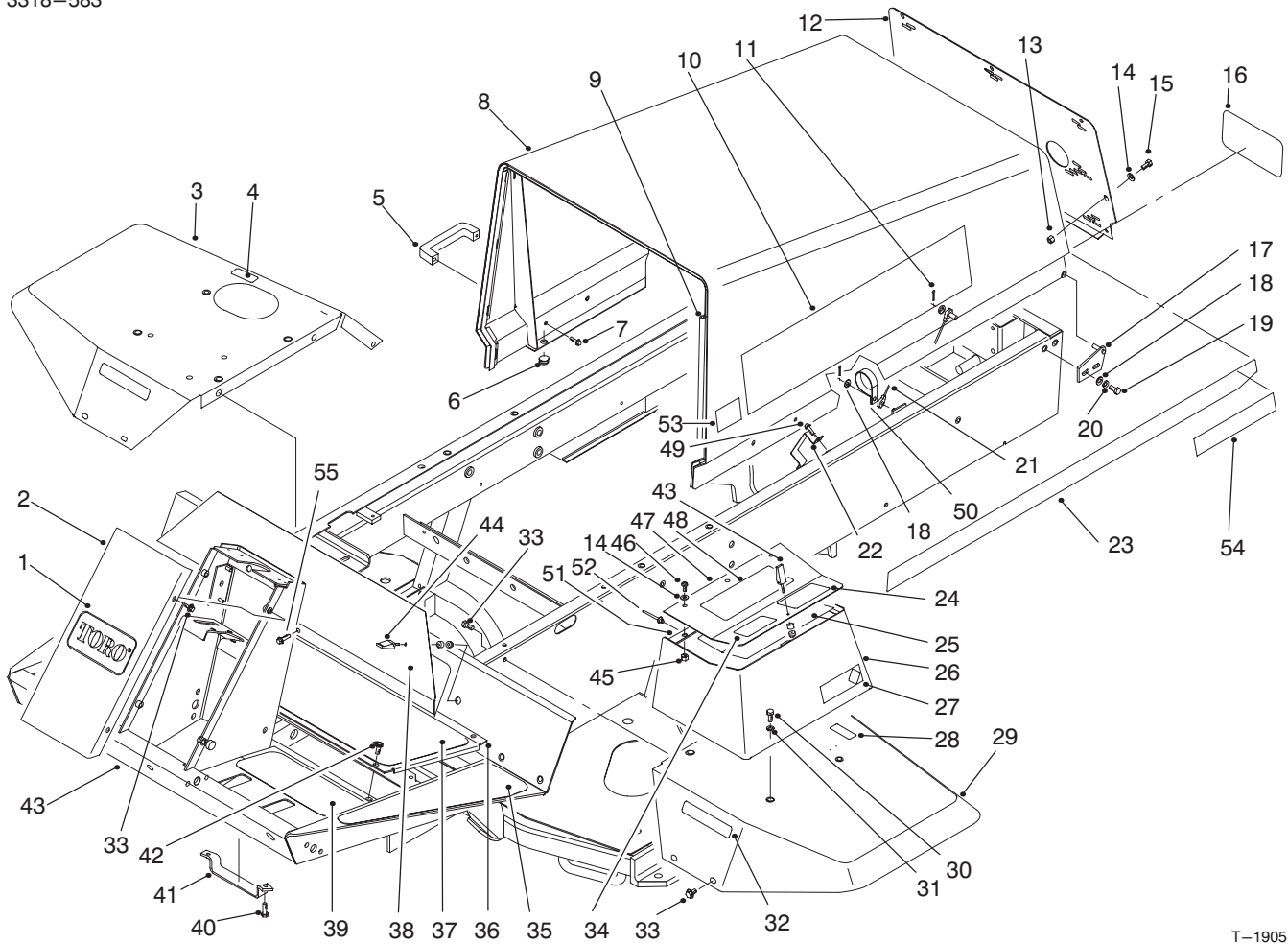
FRAME & BODY ASSEMBLY

Ref. No.	Part No.	Description	No. Used	Ref. No.	Part No.	Description	No. Used
1	62-5550	Decal - TORO	1	16	62-7400	Decal - TORO	1
2	75-1420	Cover - Steering Tower	1	17	63-6900	Hinge - Hood L.H.	1
3	93-7579	Fender - R.H.	1	*	63-6890	Hinge - Hood R.H.	1
4	85-4730	Decal - Hyd. Oil	1	18	3256-23	Washer - Flat	6
*	93-6686	Decal - Hyd. Oil (Europe)	1	19	322-5	Screw - Cap Hex. Hd.	4
*	88-1980	Decal - Oil Hyd. (Japan)	1	20	3253-4	Washer - Lock	4
5	65-5100	Handle	2	21	75-0570	Cable - Hood	1
6	237-141	Bumper	2	22	75-6280	Bracket - Hose	1
7	46-8091	Screw - Cap Hex. Hd.	4	23	92-5751	Decal - Hood Trim L.H.	1
8	93-0000	Hood	1	*	92-5752	Decal - Hood Trim R.H.	1
9	93-0081	Strip - Seal	1	24	75-1280	Decal - Warning	1
10	92-5549	Decal - Reelmaster [®] 5300D	2	*	93-6698	Decal - Warning (Europe)	1
11	3272-4	Pin - Cotter	2	*	84-3340	Decal - Warning (Japan)	1
12	93-0011	Grill - Hood	1	25	93-3601	Decal - Service	1
13	3296-42	Nut - Lock	7	*	93-8094	Decal - Service (Spanish)	1
14	3256-1	Washer - Flat	10	*	93-8096	Decal - Service (French)	1
15	321-39	Screw - Cap Hex. Hd.	7	*	93-8095	Decal - Service (German)	1

*Not Illustrated

© The TORO Company - 1996
All Rights Reserved

TPS



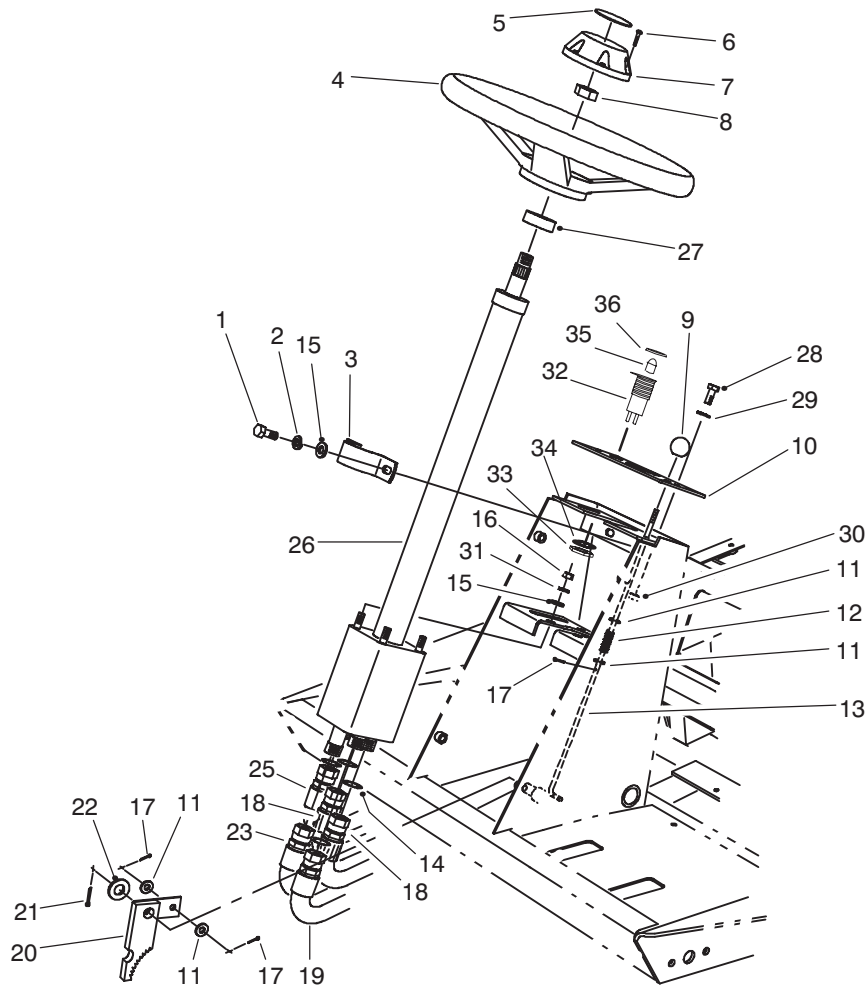
T-1905-3

FRAME & BODY ASSEMBLY (Continued)

Ref. No.	Part No.	Description	No. Used
25	93-8097	Decal - Service (Swedish)	1
*	93-8093	Decal - Service (Italian)	1
*	93-8098	Decal - Service (Portuguese)	1
*	93-8099	Decal - Service (Norwegian)	1
*	93-7154	Decal - Service (Finnish)	1
*	93-8091	Decal - Service (Danish)	1
*	93-8092	Decal - Service (Dutch)	1
*	92-1116	Decal - Service (Japan)	1
26	75-5810	Tool Box	1
27	93-0096	Decal - A.C.E.	2
28	52-1320	Decal - Fuel	1
*	93-6680	Decal - Fuel (Europe)	1
*	84-2860	Decal - Fuel (Japan)	1
29	75-3860	Fender - L.H.	1
30	322-3	Screw - Cap Hex. Hd.	4
31	3256-3	Washer - Flat	4
32	75-5190	Decal - No Riders	2
*	93-6689	Decal - No Riders (Europe)	2
*	84-3420	Decal - No Riders (Japan)	2
33	3234-14	Screw - Hex. Washer Hd.	14
34	93-8074	Decal - Blank (Europe)	1
35	75-0650	Tread - Footrest L.H.	1
*	75-0640	Tread - Footrest R.H.	1
36	75-1410	Panel - Floor	1

Ref. No.	Part No.	Description	No. Used
37	75-0630	Tread - Foot Center	1
38	75-1390	Panel - Access	1
39	75-0620	Tread - Foot L.H.	1
*	75-0610	Tread - Foot R.H.	1
40	322-4	Screw - Cap Hex. Hd.	2
41	93-3626	Bracket - Hose	1
42	75-6840	Knob - Knurled	4
42	3234-7	Screw - Hex. (Europe)	1
43	94-5811	Assembly - Frame	1
44	74-5950	Assembly - Swell Latch	3
45	32128-33	Nut - Flange Head	3
46	3258-166	Screw - Phillips Hd.	3
47	75-6260	Cover - Tool Box	1
48	93-3639	Decal - Warning	1
*	93-8051	Decal - Warning (Europe)	1
*	84-3660	Decal - Warning (Japan)	1
49	49-2040	Screw - Hex. Washer Hd.	2
50	2412-107	R-Clamp	1
51	75-5780	Hinge - Cover	1
52	93-8744	Rivet	3
53	93-7252	Decal - CE (Europe)	1
54	72-3560	Decal - 4WD	2
55	3234-5	Screw - Flange	1

*Not Illustrated



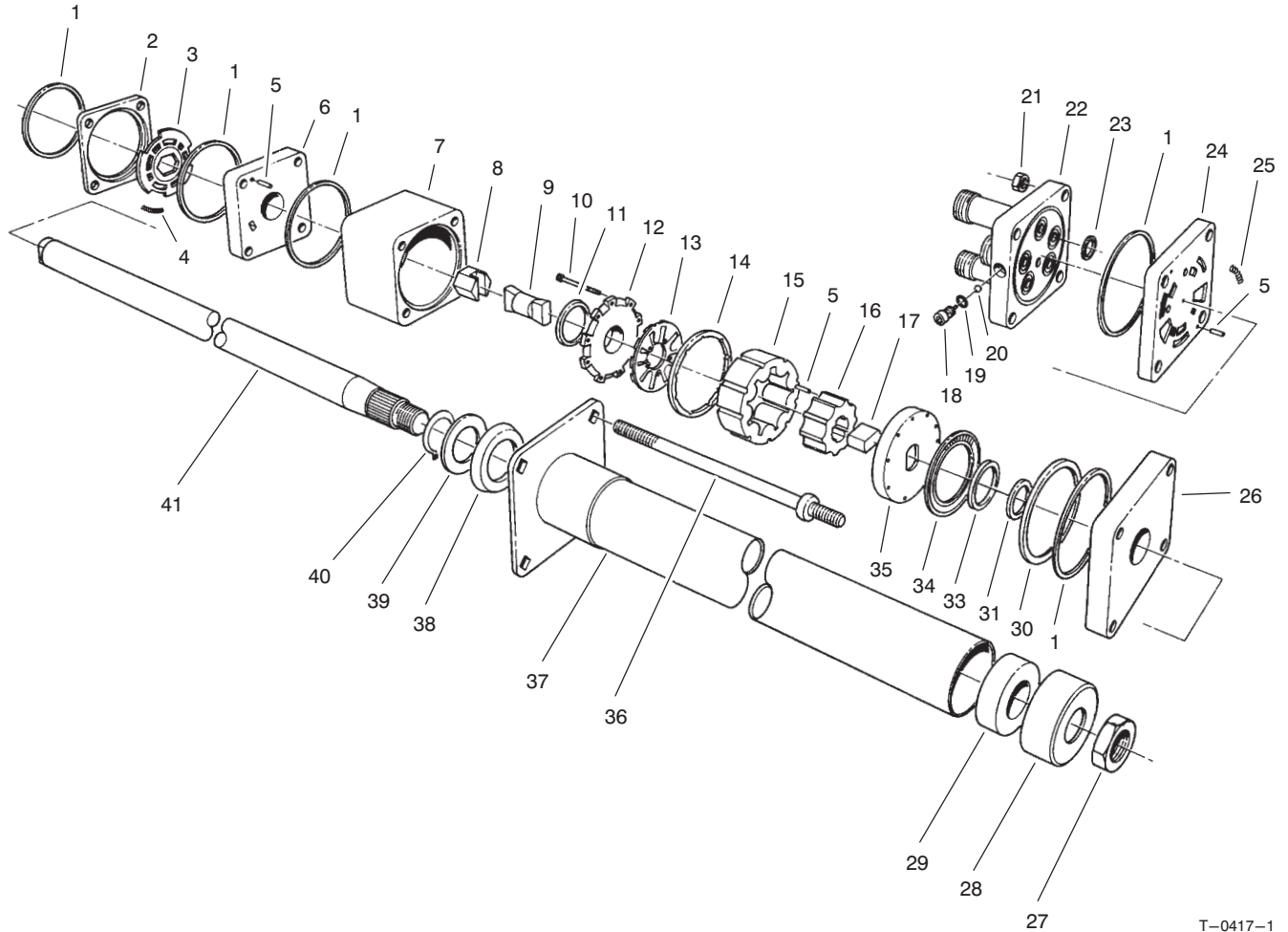
T-1042-2

STEERING TOWER ASSEMBLY

Ref. No.	Part No.	Description	No. Used	Ref. No.	Part No.	Description	No. Used
1	32144-26	Screw - Self-Tapping	2	20	63-7900	Rack - Parking Brake	1
2	3253-4	Washer - Lock	2	21	3272-10	Pin - Cotter	1
3	75-2810	Clamp - Steering Valve	1	22	3256-26	Washer - Flat	1
4	75-0560	Assembly - Steering Wheel (Incl. Ref. #6-8)	1	23	75-5940	Hose - Hydraulic AUX	1
5	68-5370	Decal - TORO	1	24	75-6220	Hose - Hydraulic LT	1
6	32144-21	Screw	1	25	75-6250	Hose - Hydraulic OUT	1
7	68-5140	Cap - Steering Wheel	1	26	75-0600	Assembly - Steering Valve (Incl. Ref. #14)	1
8	3220-6	Nut - Steering Wheel	1	27	21-9260	Seal - Shaft	1
9	233-17	Knob - Parking Brake	1	28	3258-166	Screw - Phillips Hd.	2
10	93-3139	Panel - Tower	1	29	3256-1	Washer - Flat	2
*	93-6682	Panel - Tower (Europe)	1	30	3296-42	Nut - Lock	2
11	3256-22	Washer - Flat	4	31	3255-8	Washer - Lock ETLW	1
12	3-3251	Spring - Compression	1	32	44-2210	Asm. - Warning Lights (Incl. Ref. #33-34)	1
13	75-1490	Rod - Parking Brake	1	33	218-535	Nut - Lock	1
14	237-22	O-Ring	5	34	218-536	Washer - Lock	1
15	3256-23	Washer - Flat	6	35	93-7480	Bulb - LED	1
16	3296-20	Nut - Lock	4	36	218-533	Lens - Red	1
17	3272-5	Pin - Cotter	3	*	3290-378	Tie - Cable	3
18	75-6230	Hose - Hydraulic RT	1	*	3290-410	Tie - Cable Push On	4
19	75-6240	Hose - Hydraulic IN	1				

*Not Illustrated

3318-583



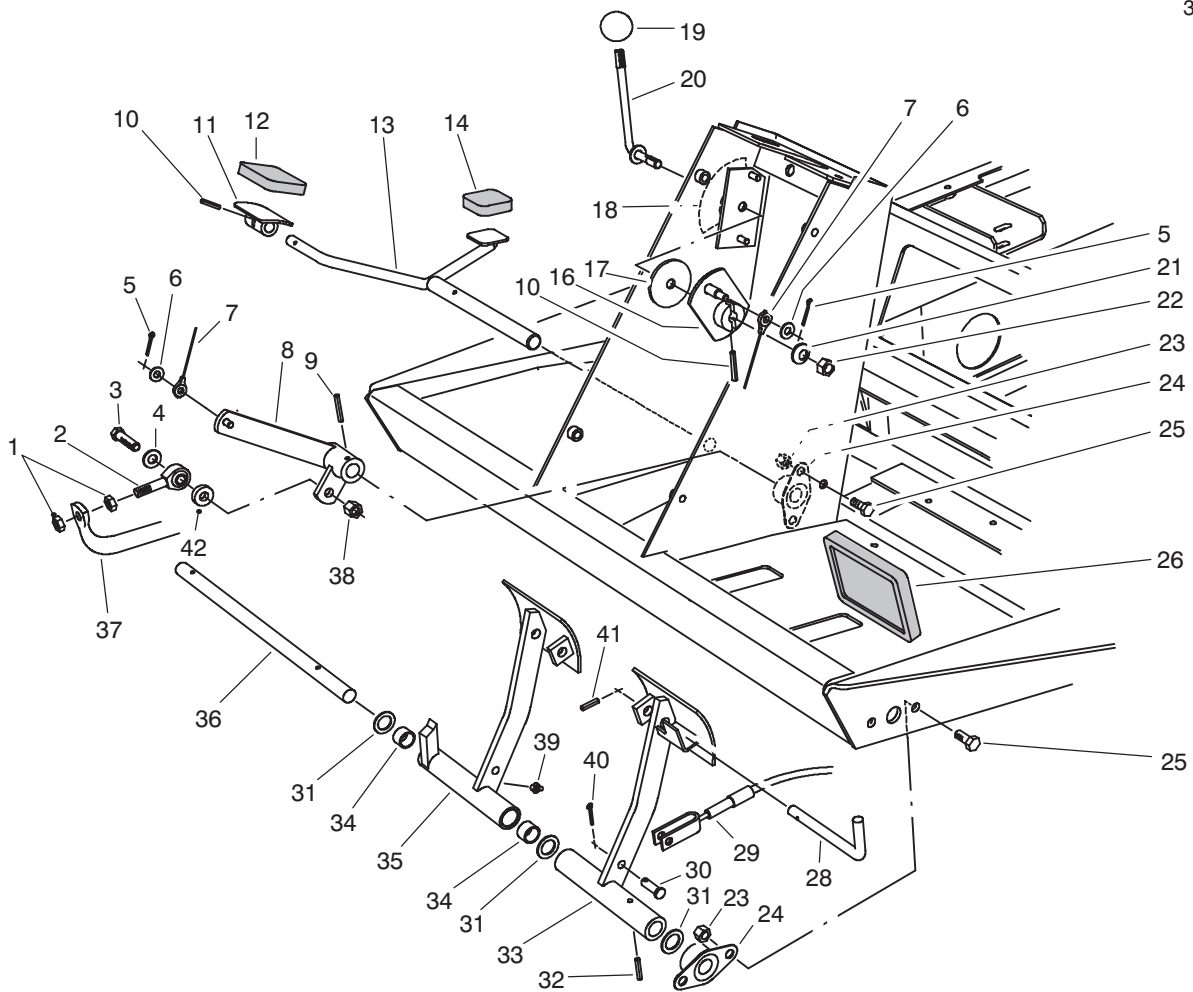
T-0417-1

STEERING VALVE ASSEMBLY No. 75-0600

Ref. No.	Part No.	Description	No. Used
1		Ring - Seal	5
2		Ring - Valve	1
3		Plate - Valve	1
4		Spring	3
5		Pin - Alignment	9
6		Manifold - Isolation	1
7		Ring - Metering	1
8		Hex Drive Asm.	1
9		Link - Drive	1
10		Screw - Hex Socket Hd.	11
11		Seal - Commutator	1
12		Cover - Commutator	1
13		Commutator	1
14		Ring - Commutator	1
15		Stator	1
16		Rotor	1
17		Spacer - Drive Link	1
18		Plug	1
19		O-Ring	1
20		Ball	1
21		Nut - Hex	4
22		Cover - Port	1
23		O-Ring	5
24		Manifold - Port	1
25		Spring	3

Ref. No.	Part No.	Description	No. Used
26		Plate - Cover, Upper	1
27	3220-6	Nut	1
28	66-9770	Seal	1
29	66-9780	Bushing	1
30		Spacer - Bearing, Thrust	1
31		Spacer - Seal	1
33		Seal - Face	1
34		Bearing - Thrust	1
35		Plate - Drive	1
36	93-3609	Bolt - Special	4
37	66-9860	Upper Cover & Jacket	1
38	66-9870	Plate - Retaining	1
39	66-9880	Washer - Retaining Plate	1
40	66-9890	Ring - Retaining	1
41	66-9900	Shaft - Input	1
*	66-9970	Spring Kit (Incl. Ref. #4 & 25)	1
*	66-9980	Seal - Kit (Incl. Ref. #1, 11, 19, 23 & 33)	1
*	66-9990	Needle Roller Kit (Incl. Ref. #5)	1
*	75-0600	Valve - Power Steering (Incl. Ref. #1-26 & 30-36)	1

*Not Illustrated

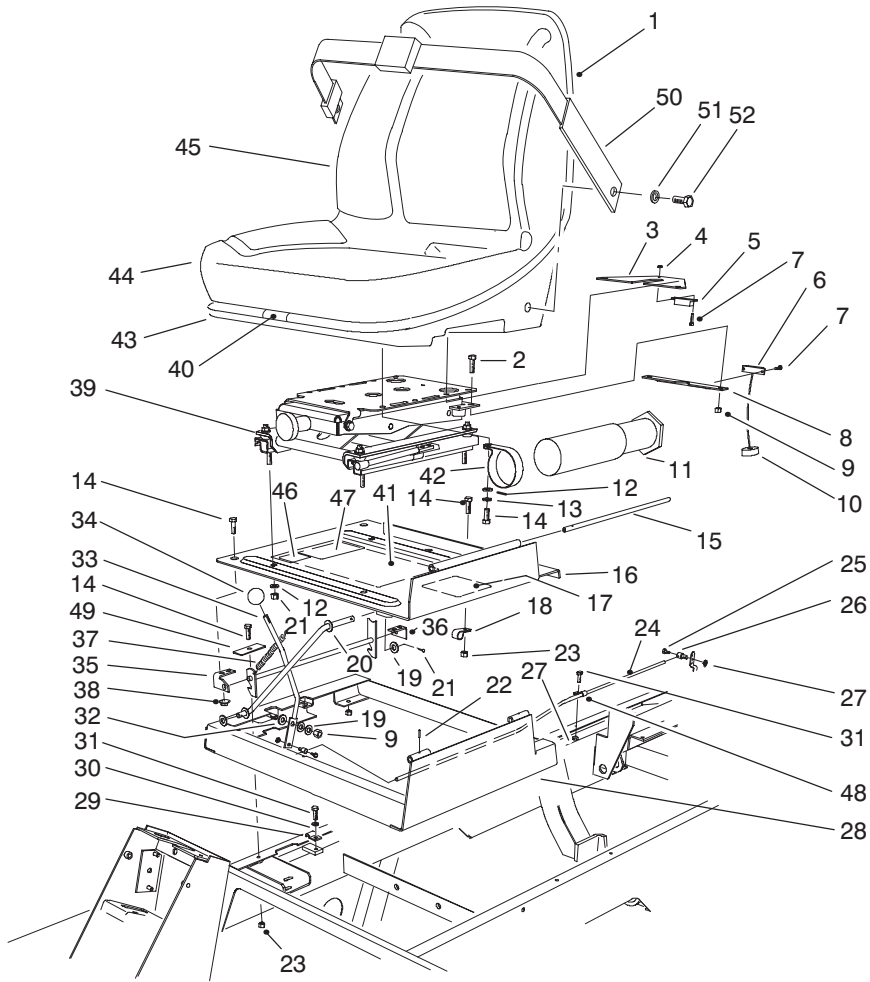


T-1045-1

TRACTION & BRAKE PEDALS ASSEMBLY

Ref. No.	Part No.	Description	No. Used	Ref. No.	Part No.	Description	No. Used
1	3220-3	Nut - Jam	2	22	3296-59	Nut - Lock	1
2	2411-36	Bearing - Rod End	1	23	3296-29	Nut - Lock	8
3	323-9	Screw - Cap Hex. Hd.	1	24	256-236	Bearing - Flange	4
4	3256-24	Washer - Flat	1	25	322-3	Screw - Cap Hex. Hd.	8
5	3272-2	Pin - Cotter	2	26	7-3900	Pad - Brake	2
6	3256-22	Washer - Flat	2	28	63-7880	Pin - Brake Latch	1
7	75-6580	Cable - Pedal	1	29	63-7733	Cable - Brake L.H.	1
8	75-3270	Lever - Traction Pivot	1	*	63-7732	Cable - Brake R.H.	1
9	32121-6	Pin - Roll	1	30	283-58	Pin - Clevis	4
10	32121-45	Pin - Roll	2	31	3256-69	Washer - Thrust	3
11	49-6440	Plate - Traction Pedal	1	32	32121-16	Pin - Roll	1
12	74-9100	Pad - Forward	1	33	75-1440	Pedal - Brake L.H.	1
13	75-2970	Pedal - Traction	1	34	256-42	Bushing - Sleeve	2
14	74-9110	Pad - Reverse	1	35	75-1430	Assembly - Brake Pedal R.H. (Incl. Ref. #34 & 39)	1
16	75-6510	Lever - Bracket	1	36	75-1470	Shaft - Brake Pedal	1
17	75-6550	Disc - Friction	1	37	75-2170	Tube - Pump Control	1
18	75-6710	Decal - Fast/Slow	1	38	3296-39	Nut - Lock	1
*	93-6699	Decal - Fast/Slow (Europe)	1	39	302-5	Fitting - Grease	1
*	84-3500	Decal - Fast/Slow (Japan)	1	40	3272-10	Pin - Cotter	4
19	233-42	Knob	1	41	32121-50	Pin - Roll	1
20	75-6490	Lever - Pedal Stop	1	42	5-0652	Spacer	1
21	3290-461	Washer - Belleville	1				

*Not Illustrated



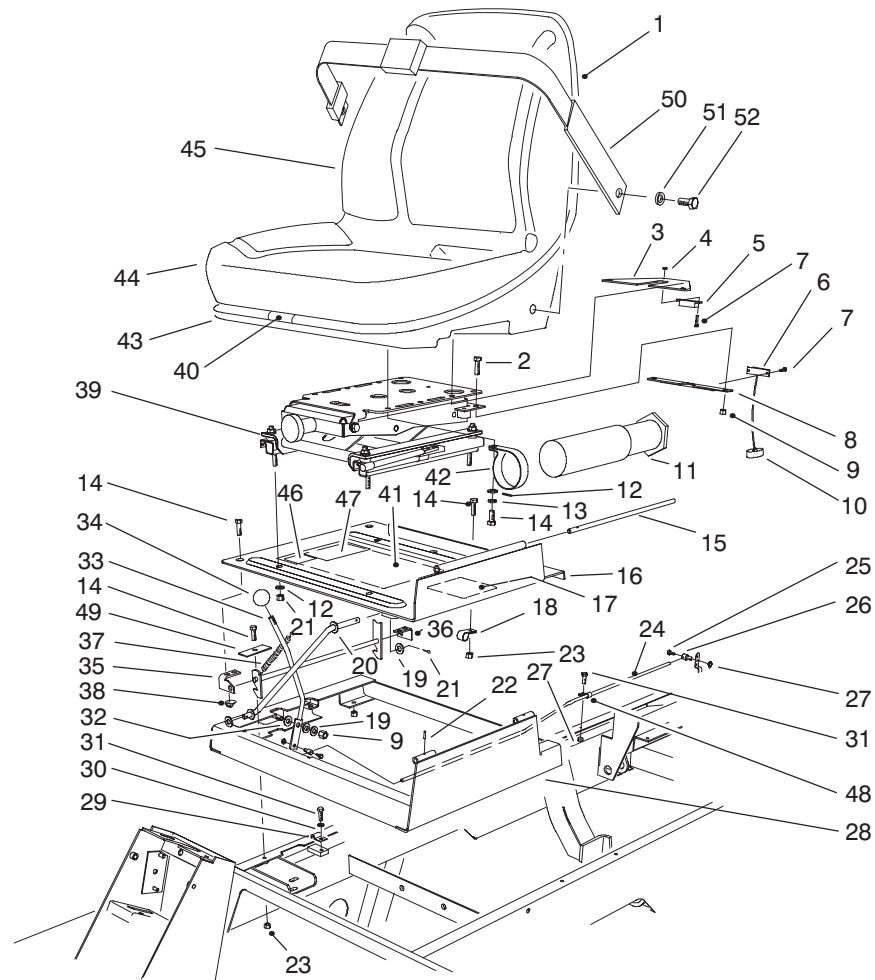
T-1906-3

SEAT & THROTTLE ASSEMBLY

Ref. No.	Part No.	Description	No. Used
1	351-78	Edging	1
2	323-4	Screw - Cap Hex. Hd.	2
3	75-4370	Bracket - Switch (Seat)	1
4	3296-54	Nut - Lock	4
5	92-8753	Magnet - Reed Switch	1
6	92-8001	Sensor - Reed Switch	1
7	3250-29	Screw - Cap Hex. Hd.	4
8	75-4360	Bracket - Switch	1
9	3296-39	Nut - Lock	3
10	93-0140	Grommet	1
11	74-0720	Tube - Manual	1
12	3256-23	Washer - Flat	8
13	3253-4	Washer - Lock	4
14	322-3	Screw - Cap Hex. Hd.	13
15	75-3400	Shaft - Seat Pivot	1
16	93-9976	Assembly - Seat Plate (Incl. Ref. #10)	1
17	85-4530	Decal - Danger	1
*	93-8060	Decal - Danger (Europe)	1
*	92-1108	Decal - Danger (Japan)	1
18	2412-93	Clamp - R	1
19	3256-24	Washer - Flat	3
20	75-3680	Rod - Seat	1
21	3272-10	Pin - Cotter	2
22	32121-38	Pin - Roll	1
23	3296-29	Nut - Lock	10

Ref. No.	Part No.	Description	No. Used
24	93-0073	Cable - Throttle	1
25	25-8640	Screw - Hex. Head	2
26	93-0021	Asm. - Throttle Cable Swivel	2
27	3296-3	Nut - Lock	3
28	93-9973	Frame - Seat	1
29	3-6657	Clamp - Cable	1
30	3253-3	Washer - Lock	1
31	321-4	Screw - Cap Hex. Hd.	2
32	66-2920	Washer - Friction	2
33	75-3430	Rod - Throttle	1
34	233-42	Knob - Throttle	1
35	93-9979	Latch - Seat	1
36	93-9983	Bracket - Seat Latch	2
37	66-4190	Spring	1
38	32128-25	Nut - Flange	4
39		Asm. - Seat Suspension	1
40	351-80	Clip	1
41	85-4610	Decal - Clip	1
*	92-1128	Decal - Clip (Spanish)	1
*	92-1130	Decal - Clip (French)	1
*	92-1129	Decal - Clip (German)	1
*	92-1131	Decal - Clip (Swedish)	1
*	92-1127	Decal - Service (Italian)	1
*	93-8057	Decal - Clip (Portuguese)	1
*	93-8058	Decal - Clip (Norwegian)	1
*	93-8059	Decal - Clip (Finnish)	1

*Not Illustrated

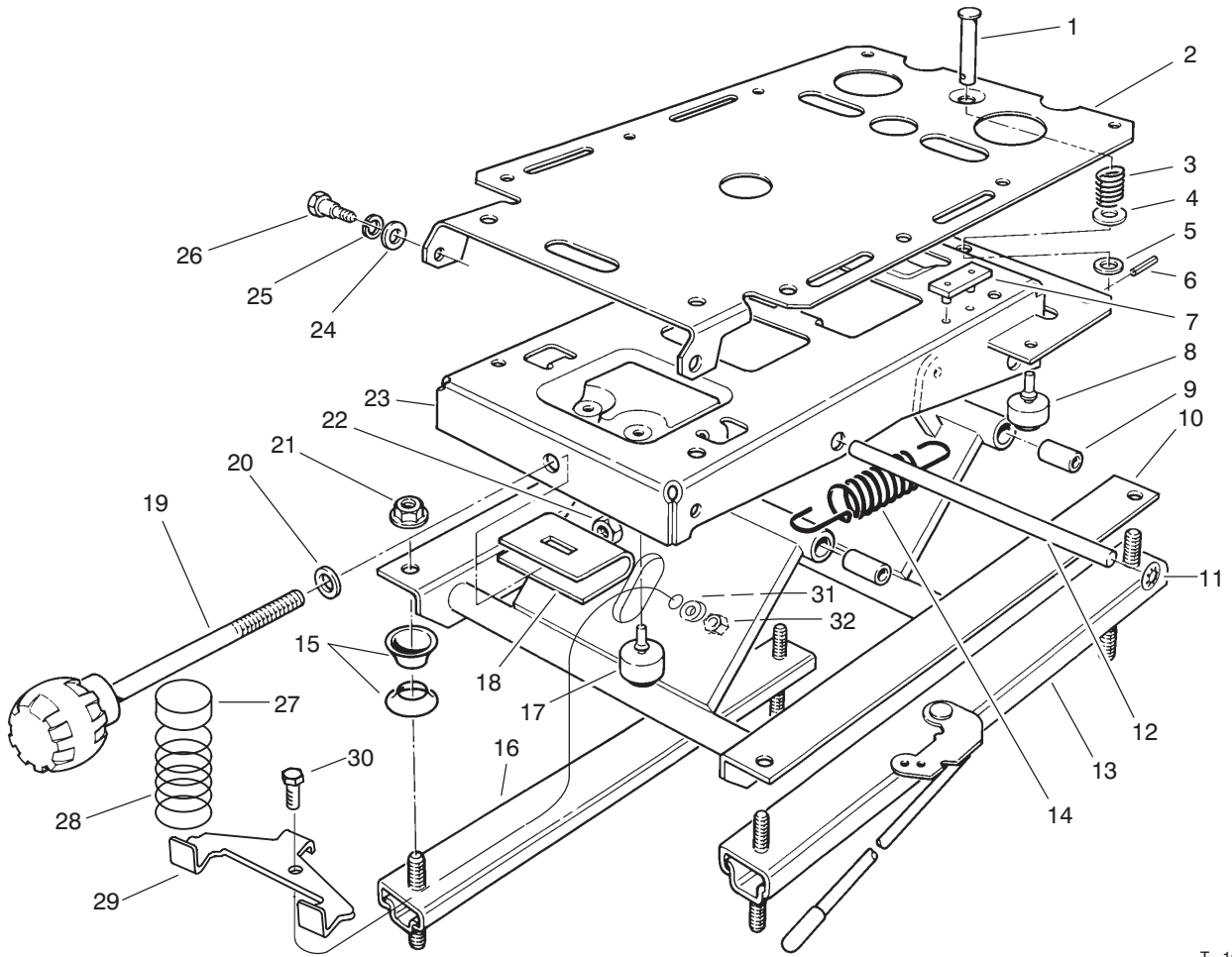


T-1906-3

SEAT & THROTTLE ASSEMBLY

Ref. No.	Part No.	Description	No. Used	Ref. No.	Part No.	Description	No. Used
41	92-1125	Decal - Clip (Danish)	1	46	63-9920	Decal - EEC 105	1
*	92-1126	Decal - Clip (Dutch)	1	47	92-5524	Decal - Noise Rating, 90	1
*	92-1124	Decal - Clip (Japan)	1	48	2412-72	R-Clamp	1
42	2412-133	Clamp - R	2	49	93-3641	Plate - Idler Stop	1
43	92-6534	Shell - Seat	1	50	21-4191	Assembly - Belt, Seat	1
44	92-6533	Kit - Cushion, Replacement	1	51	3253-6	Washer - Lock	2
45	92-1180	Assembly - Seat	1	52	3212-4	Bolt	2

PROTOTYPE

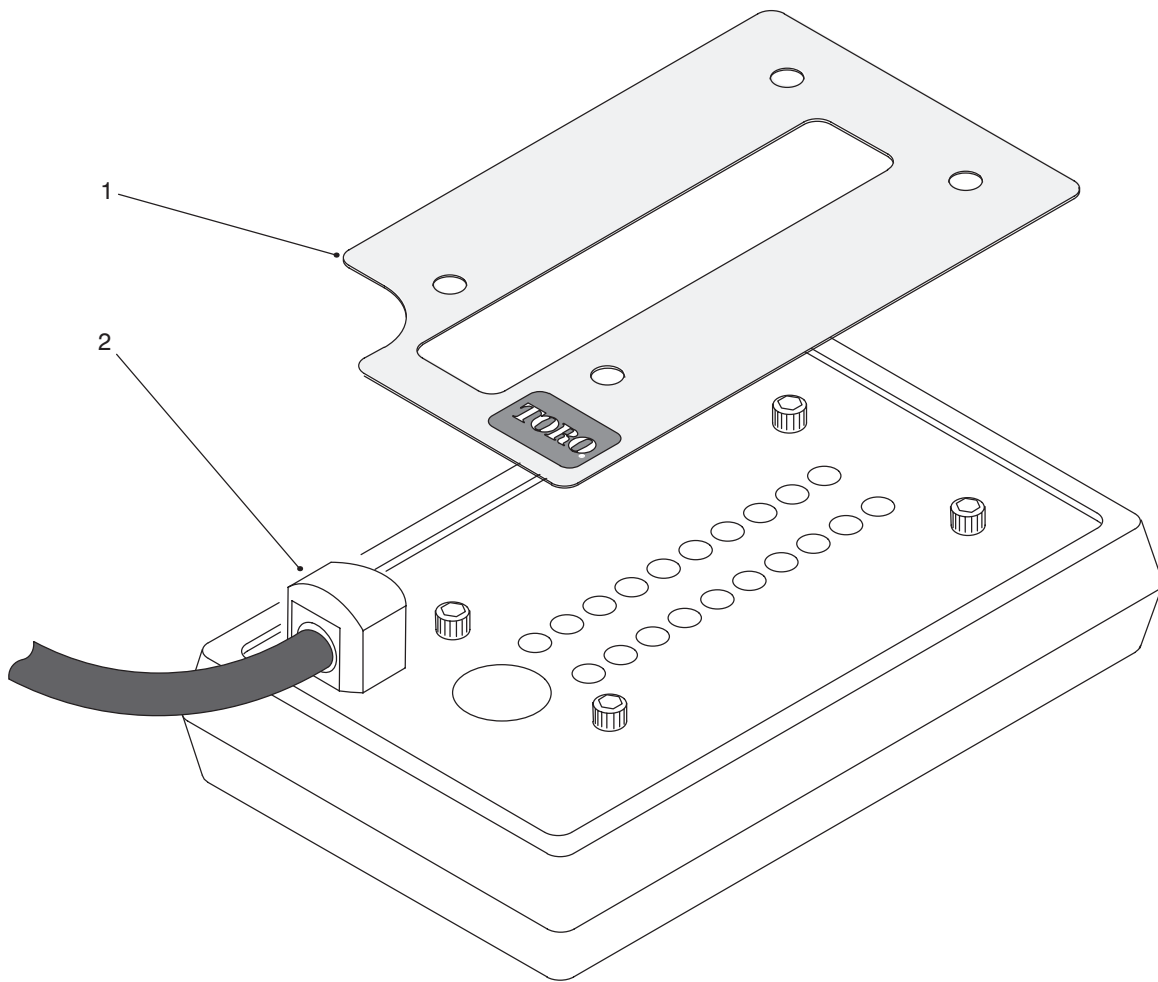


T-1031-1

SEAT SUSPENSION ASSEMBLY

Ref. No.	Part No.	Description	No. Used
1	80-4860	Pin - Clevis	1
2	75-3580	Plate - Mounting, Seat	1
3	75-3530	Spring - Compression	1
4	3256-5	Washer - Flat	1
5	3256-24	Washer	1
6	75-3540	Pin - Roll	1
7	75-3550	Bumper - Seat	2
8	76-2940	Bumper - Rubber	2
9	76-1920	Bushing - Sleeve	4
10	66-8610	Weldment - Lower	1
11	66-8560	Nut - Push	4
12	76-1910	Shaft - Pivot	2
13	82-9060	Adjuster W/Handle	1
14	76-1940	Spring - Extension	2
15	66-9290	Spacer	6
16	66-8530	Adjuster	1

Ref. No.	Part No.	Description	No. Used
17	66-8520	Bumper - Down-stop	2
18	77-2870	Weldment - Hanger	1
19	76-1930	Knob - Tension Adjustment	1
20	3256-46	Washer - Flat	1
21	32128-26	Nut - Flange	4
22	3296-44	Nut - Lock	1
23	75-3480	Weldment - Upper	1
24	3256-26	Washer - Flat	2
25	3253-6	Washer - Lock	2
26	75-3510	Bolt - Shoulder	2
27	93-3164	Cap	2
28	93-3163	Spring	2
29	93-3165	Bracket	1
30	322-6	Screw - Cap Hex. Hd.	1
31	3253-33	Washer - Lock	1
32	3217-6	Nut - Lock	1



T-1458-1

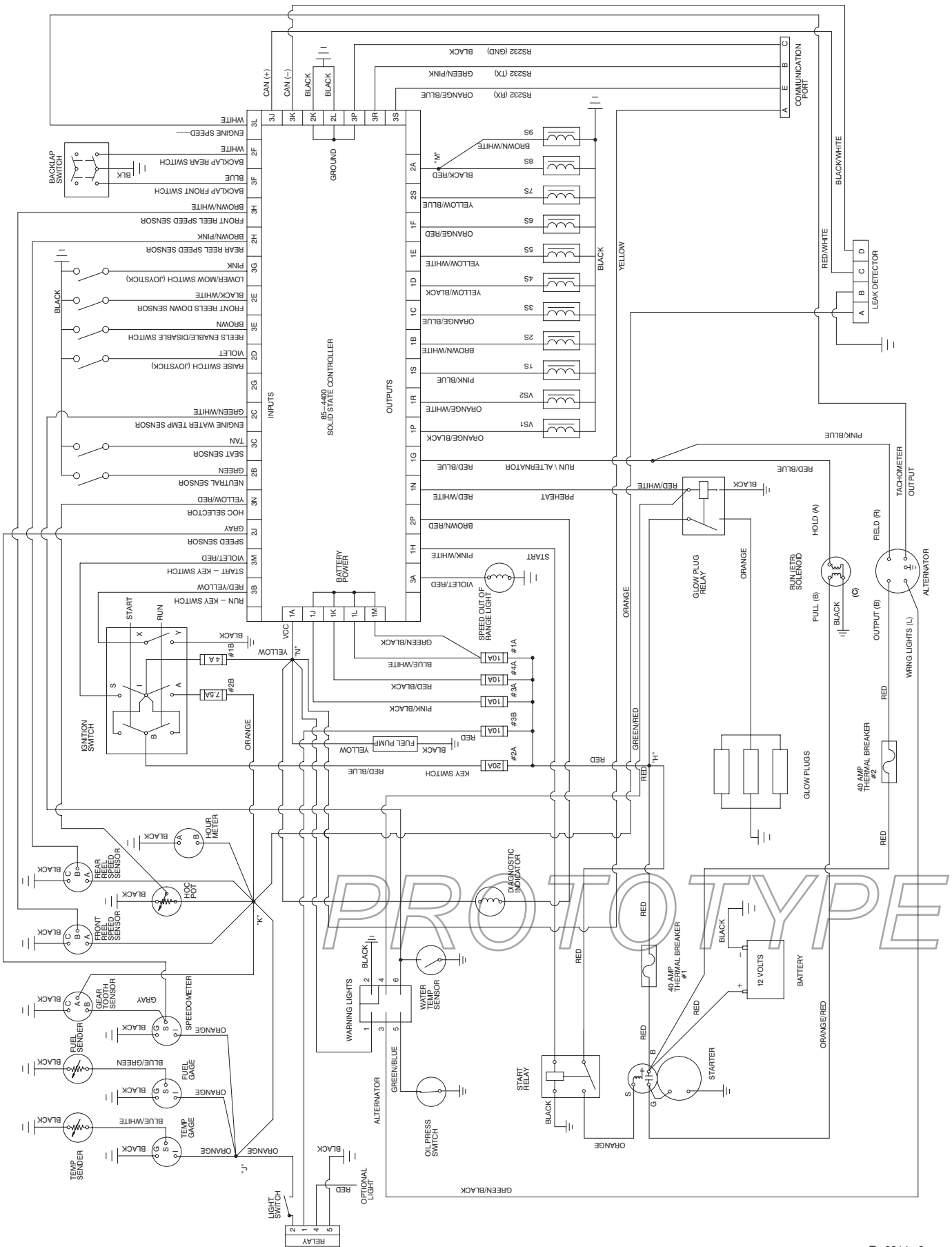
DIAGNOSTIC-ACE DISPLAY ASSEMBLY

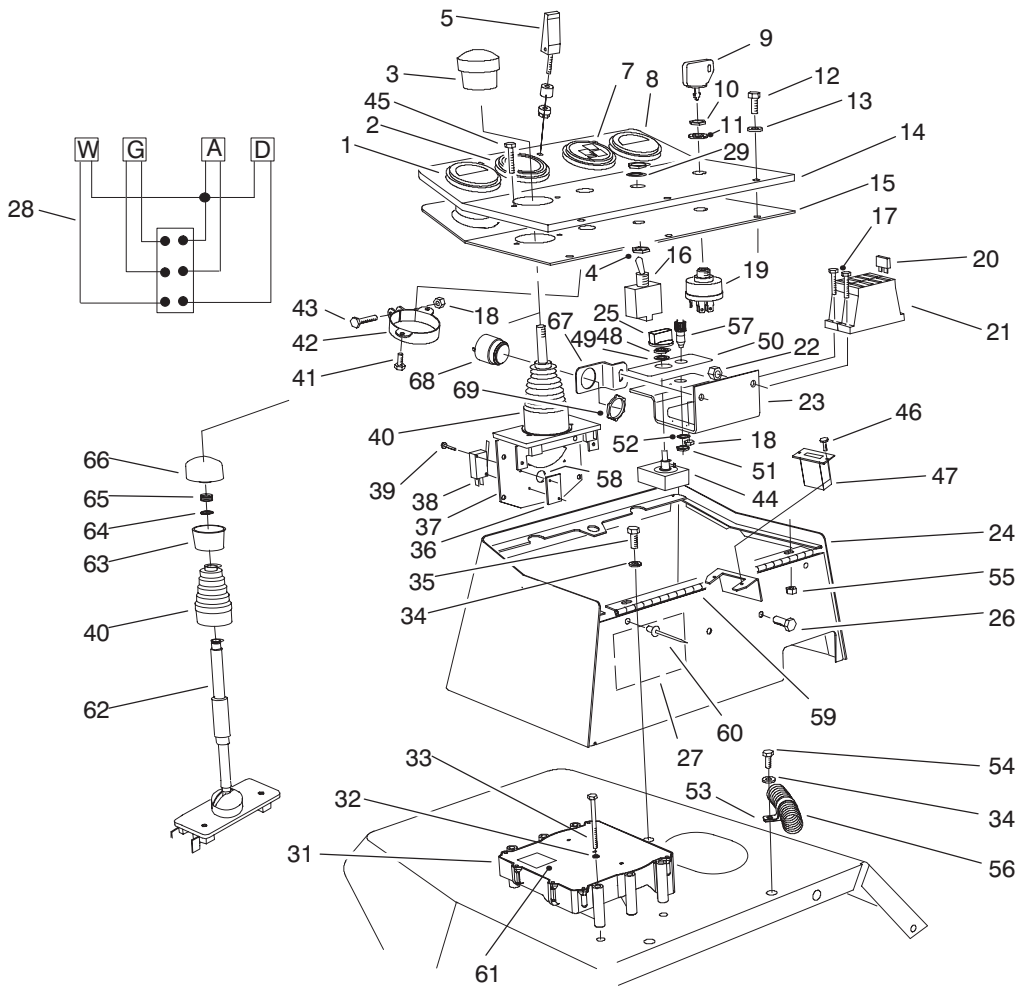
Ref. No.	Part No.	Description	No. Used
1	85-4760	Decal - Diagnostic-ACE RM 5100D/RM 5300D V 1.0	1
*	93-8081	Decal - Diag. (Spanish)	1
*	93-8083	Decal - Diag. (French)	1
*	93-8082	Decal - Diag. (German)	1
*	93-8084	Decal - Diag. (Swedish)	1
*	93-8080	Decal - Diag. (Italian)	1
1	93-8085	Decal - Diag. (Portuguese)	1
*	93-8086	Decal - Diag. (Norwegian)	1
*	93-8087	Decal - Diag. (Finnish)	1
*	93-8078	Decal - Diag. (Danish)	1
*	93-8079	Decal - Diag. (Dutch)	1
*	93-8089	Decal - Diag. (Japanese)	1
1	94-5386	Decal - Turf Defender, Diag.	1
*	94-8060	Decal - Turf Defender, Diag. (Danish)	1
*	94-8061	Decal - Turf Defender, Diag. (Dutch)	1
*	94-8062	Decal - Turf Defender, Diag. (Finnish)	1

Ref. No.	Part No.	Description	No. Used
1	94-8063	Decal - Turf Defender, Diag. (French)	1
*	94-8064	Decal - Turf Defender, Diag. (German)	1
*	94-8065	Decal - Turf Defender, Diag. (Italian)	1
*	94-8066	Decal - Turf Defender, Diag. (Japanese)	1
*	94-8067	Decal - Turf Defender, Diag. (Norwegian)	1
*	94-8068	Decal - Turf Defender, Diag. (Portuguese)	1
*	94-8069	Decal - Turf Defender, Diag. (Spanish)	1
*	94-8070	Decal - Turf Defender, Diag. (Swedish)	1
2	85-4750	Display - Diagnostic-ACE	1

*Not Illustrated

ELECTRICAL SCHEMATIC





T-1501-7

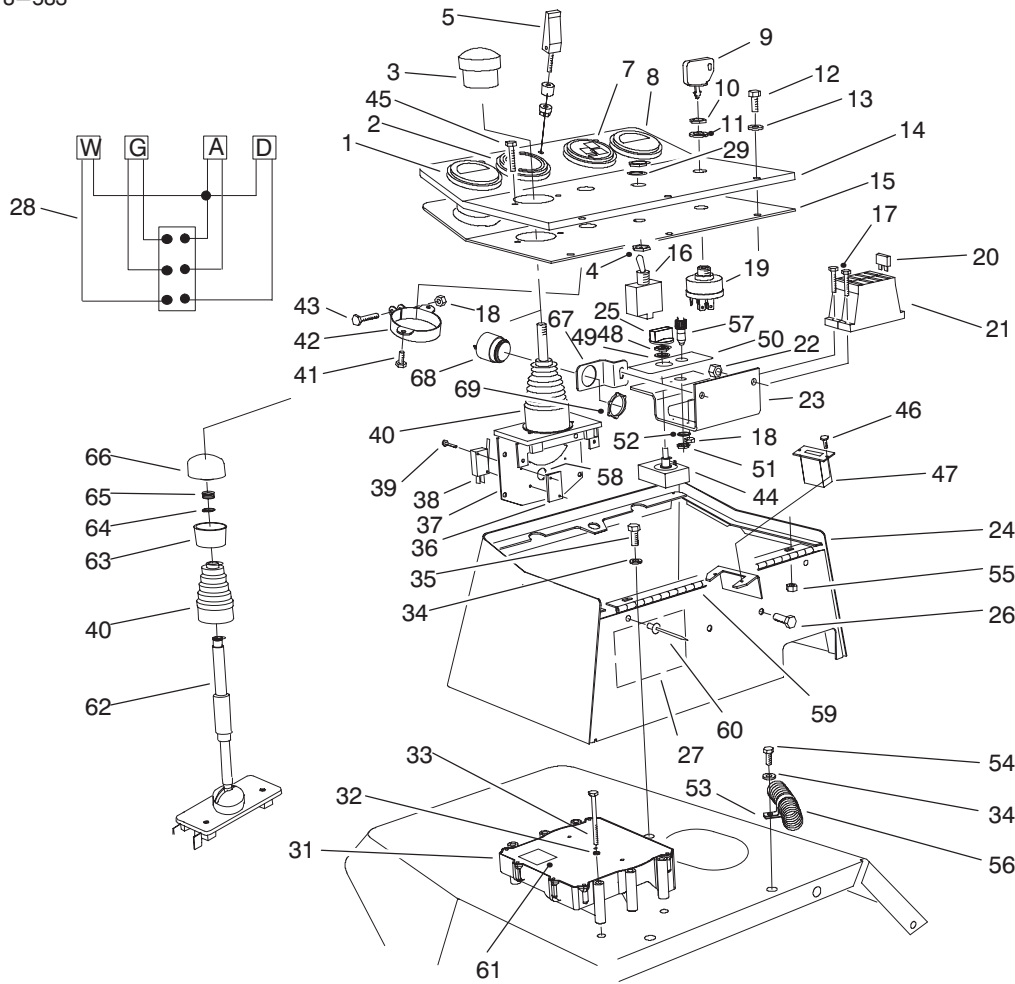
CONTROL CONSOLE ASSEMBLY

Ref. No.	Part No.	Description	No. Used
1	93-8497	Gauge - Fuel	1
2	85-4420	Gauge - Speedometer	1
3	3290-489	Knob - Lift Control	1
4	218-498	Nut - Hex.	2
5	74-5950	Assembly - Swell Latch	1
7	66-2960	Cluster - Warning	1
8	93-8496	Gauge - Temperature	1
9	63-8360	Key - Ignition	1
10	218-446	Nut - Locking	1
11	218-447	Washer - E.T.L.W.	1
12	3258-166	Screw - Phillips Hd.	5
13	3256-1	Washer - Flat	5
14	93-3140	Panel - Control	1
*	93-6683	Panel - Control (Europe) (Japan)	1
15	75-6270	Cover - Control Box	1
16	75-1010	Asm. - Switch, Toggle (Incl. Ref. #4, 29 & 70-71))	1
17	32105-13	Screw - Cap Hex. Hd.	4
18	3296-2	Nut - Lock	5
19	27-2360	Assembly - Ignition Switch (Incl. Ref. #9-11)	1
†20	94-9157	Fuse - 4A	1
†20	218-574	Fuse - 7.5A	1
†20	218-594	Fuse - 20A	1
*†	218-578	Fuse - 10A	3
†21	67-7160	Block - Fuse	2

Ref. No.	Part No.	Description	No. Used
22	3296-42	Nut - Lock	4
23	93-7587	Bracket - Fuse Block	1
24	75-5740	Box - Control	1
25	85-4480	Knob	1
26	321-39	Screw - Cap Hex. Hd.	2
27	94-6766	Decal - Fuses	1
*	94-6767	Decal - Fuses (Europe)	1
*	94-6768	Decal - Fuses (Japan)	1
28	75-4710	Warning/Light Harness (Incl. Ref. #51 & 52)	1
*	219-17	Bulb - Light	4
29	218-589	Washer - Lock	1
31	92-5720	Controller - Electronic Note: This part must be programmed by distributor before installation.	1
32	3253-3	Washer - Lock	3
33	321-15	Screw - Cap Hex. Hd.	3
34	3256-3	Washer - Flat	3
35	322-3	Screw - Cap Hex. Hd.	2
36	3290-354	Plate - Nut	2
37	75-3420	Assembly - Lift Control (Incl. Ref. #3, 36 & 38-40)	1
*	94-6753	Assembly - Lift Control (Europe) (Incl. Ref. #36 38-40, 53, 62-66)	1
38	94-8104	Switch - Micro	2

*Not Illustrated

†Included in main wire harness assembly.



T-1501-7

CONTROL CONSOLE ASSEMBLY (Continued)

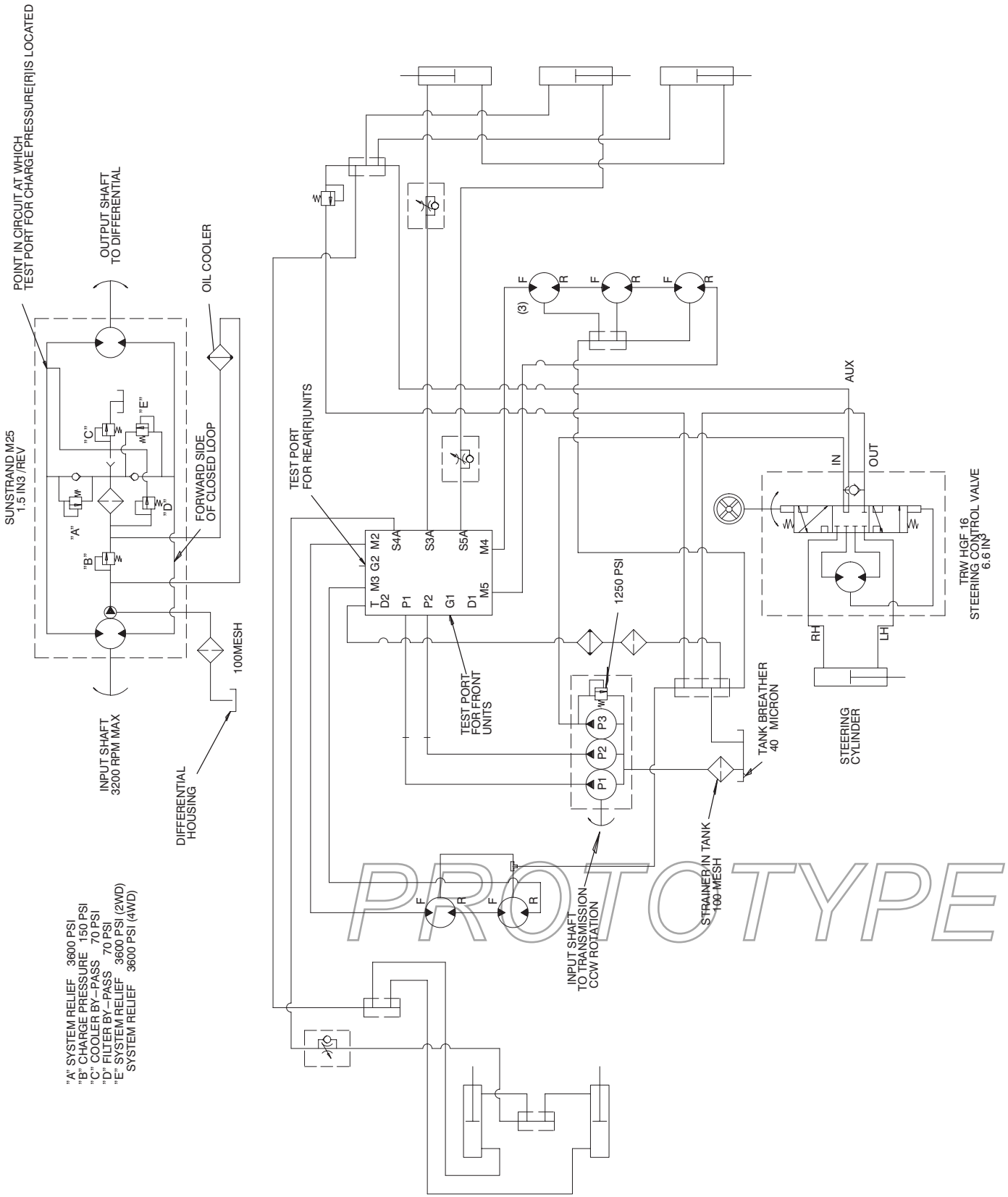
Ref. No.	Part No.	Description	No. Used
39	94-8103	Screw - Cap Hex. Hd.	4
40	3290-488	Boot - Lift Control	1
41	32144-1	Screw - Cap Hex. Hd.	2
42	69-4780	Clamp - Light Cluster	1
43	32105-1	Screw - Cap Hex. Hd.	1
44	85-4470	Assembly - Potentiometer (Incl. Ref. #48 & 49) Note: Replacement of this part requires recalibration of electronic controller by distributor after installation.	1
45	3273-26	Screw - Hex. Socket Hd.	2
46	32144-18	Screw - Cap Hex. Hd.	2
47	75-6820	Meter - Hour	1
48		Nut - Lock	1
49		Washer - Lock	1
50	94-4934	Decal - HOC Selector	1
*	93-1268	Decal - HOC Selector (Europe)	1
*	94-4587	Decal - HOC Selector (Japan)	1
51		Nut - Lock	1
52		Washer - Lock	1
53	2412-126	Clamp-R	1
54	322-5	Screw - Cap Hex. Hd.	1
55	32128-33	Nut - Lock, Flange Hd.	3
56	94-6763	Asm. - Main Wire Harness	1

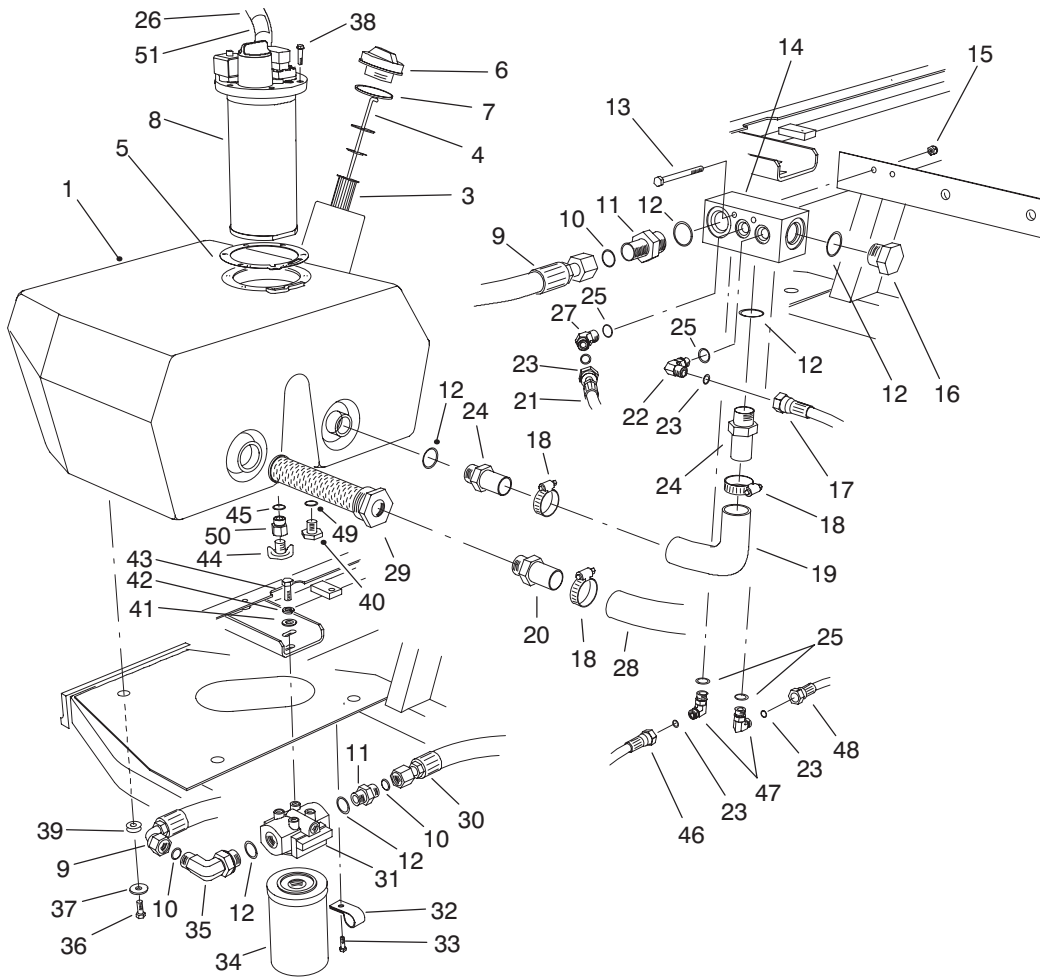
Ref. No.	Part No.	Description	No. Used
†57	85-4491	Lamp - Diagnostic	1
58	93-3625	Spring - Joystick Return	1
59	75-5780	Hinge - Cover	1
60	93-8744	Rivet	3
61	85-4440	Decal - ECU	1
*	93-8053	Decal - ECU (Europe)	1
62	94-8102	Tube - Interlock (Europe)	1
63	94-3055	Cap - Lower, Joystick (Europe)	1
64	94-3056	Ring - Retaining (Europe)	1
65	94-3057	Spring - Compression (Europe)	1
66	94-3058	Cap - Upper, Joystick (Europe)	1
67	94-3343	Bracket - Beeper	1
68	94-5582	Alarm - Audio (Incl. Ref. #69)	1
69		Retainer - Alarm	1
*70	218-588	Screw	2
*71	3253-19	Washer - Lock	2
*†	70-8570	Breaker - Circuit	2
*†	86-7560	Connector - Cover (3 Way)	3
*†	86-7550	Connector - Cover (2 Way)	2
*†	85-4650	Connector - Loop Back	1
*	219-19	Bulb - Light	1

*Not Illustrated

†Included in main wire harness assembly.

HYDRAULIC SCHEMATIC



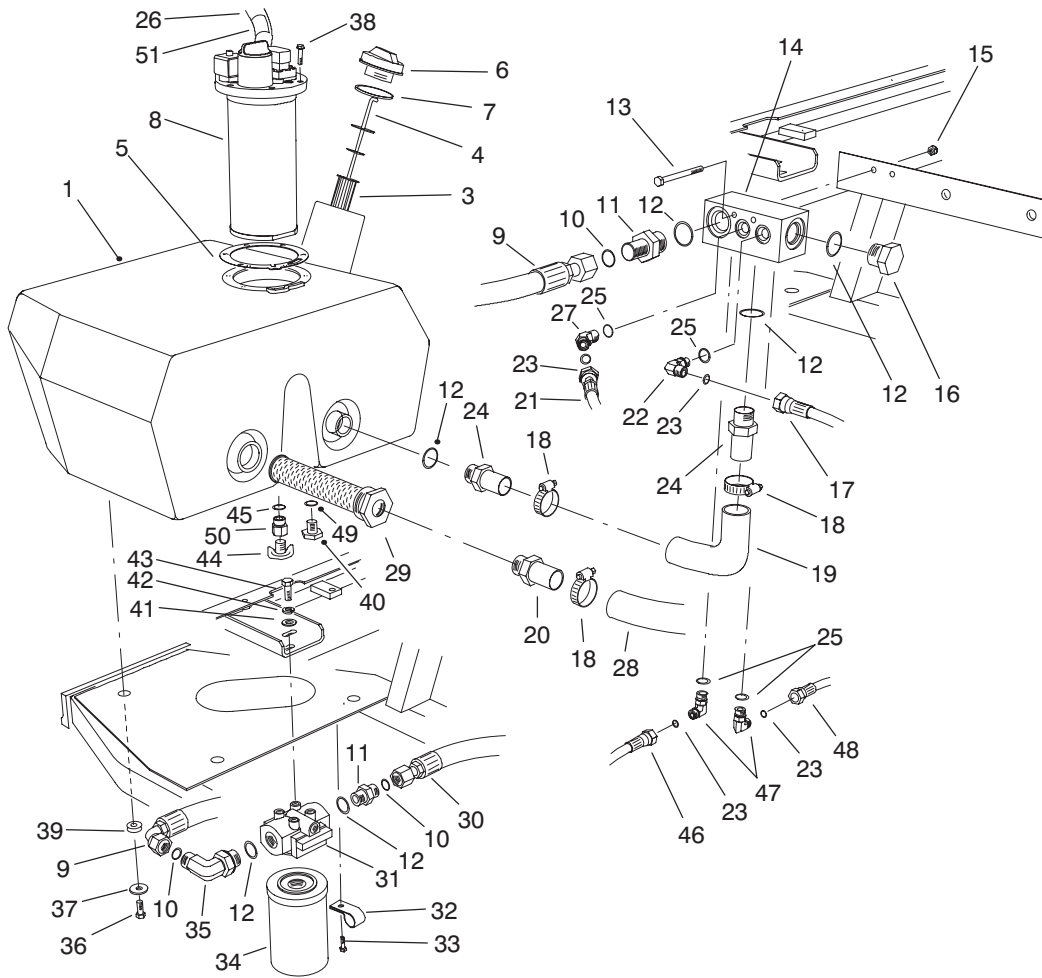


T-1048D

HYDRAULIC RESERVOIR ASSEMBLY

Ref. No.	Part No.	Description	No. Used
1	93-7488	Reservoir - Hydraulic	1
2	68-6150	Breather - Hydraulic Tank	1
3	61-2790	Screen - Filler	1
4	94-9411	Dipstick	1
5	94-2660	Gasket - Flange	1
6	93-7498	Plug - Plastic	1
7	237-101	O-Ring	1
8	94-2650	Asm. - Detector, Leak	1
9	75-6130	Hose - Hydraulic	1
10	237-65	O-Ring	5
11	340-8	Fitting - Hydraulic Straight (Incl. Ref. #10 & 12)	2
12	237-81	O-Ring	4
13	321-23	Screw - Cap Hex. Hd.	2
14	92-9098	Manifold - Tank	1
15	3296-42	Nut - Lock	2
16	354-74	Fitting - Hydraulic Plug (Incl. Ref. #12)	1
17	75-6250	Hose - Hydraulic	1
18	2412-34	Clamp - Hose	3
19	75-5720	Hose - Hydraulic	1
20	353-682	Fitting - Hydraulic Straight	1
21	93-0119	Hose - Hydraulic	1
22	340-77	Fitting - Hydraulic 90° (Incl. Ref. #23 & 25)	1
23	237-22	O-Ring	6

Ref. No.	Part No.	Description	No. Used
24	354-73	Fitting - Hydraulic Straight (Incl. Ref. #12)	2
25	237-42	O-Ring	4
26	94-4222	Harness - Wire, Leak Detect.	1
27	340-87	Fitting - Hydraulic 45° (Incl. Ref. #25 & 23)	1
28	75-6870	Hose - Hydraulic Suction	1
29	75-0550	Strainer - Suction	1
30	93-0077	Hose - Hydraulic	1
31	75-1300	Asm. - Hydraulic Filter Head	1
32	2412-93	Clamp - R	2
33	32144-10	Screw - Hex. Washer Hd.	2
34	75-1310	Element - Hydraulic Filter	1
35	340-139	Fitting - Hydraulic 90° (Incl. Ref. #10 & 12)	1
36	33105-025	Screw - Cap Hex. Hd.	3
37	63-8410	Washer - Flat	3
38	94-3559	Screw - Hex. Hd. Flange	6
39	240-11	Grommet	3
40	353-508	Plug - Hydraulic	1
41	3256-24	Washer - Flat	2
42	3253-21	Washer - Lock	2
43	323-4	Screw - Cap Hex. Hd.	2
44	304-46	Nut - Drain Cock	1
45	237-79	O-Ring	1
46	92-9096	Assembly - Hose	1



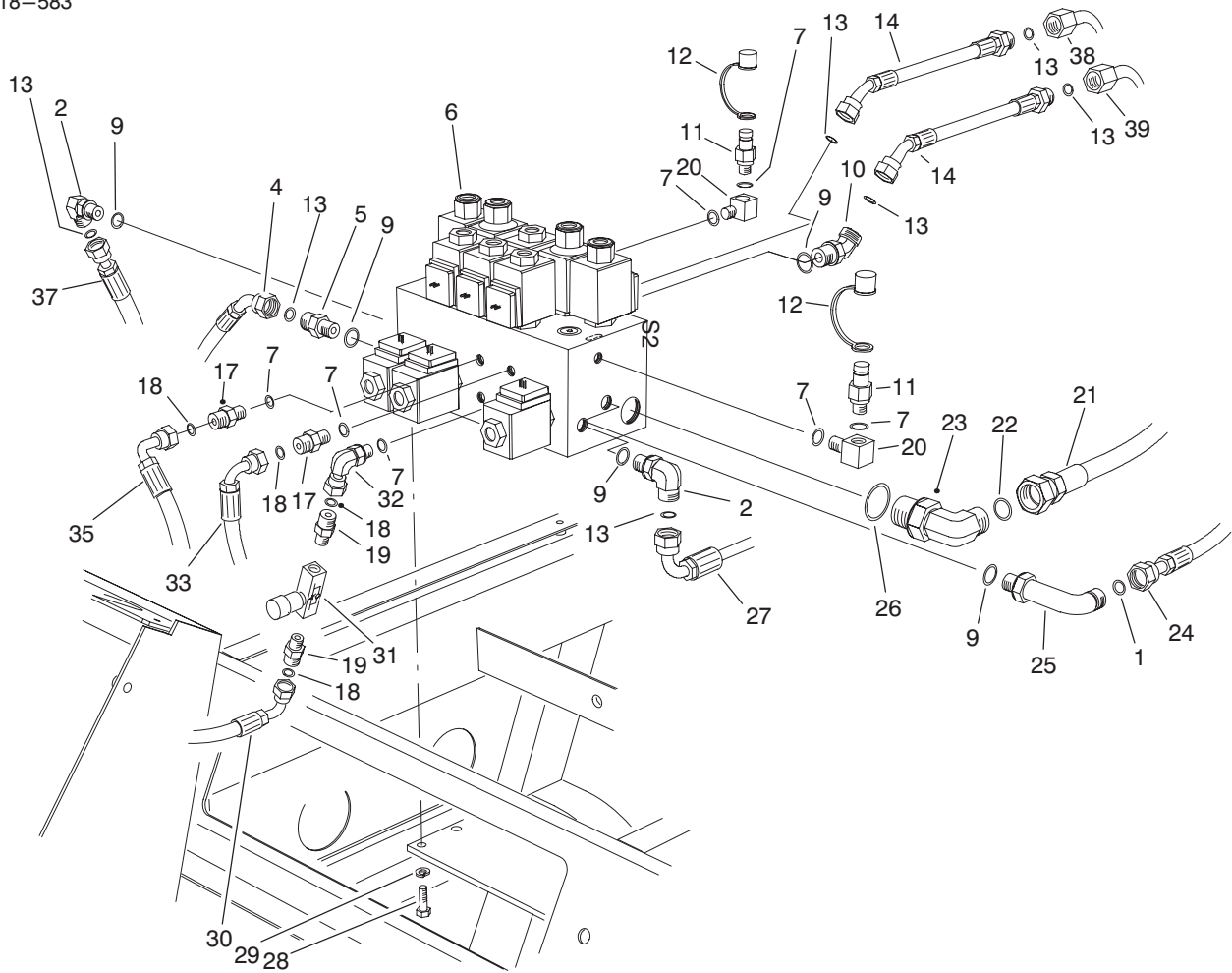
T-1048D

HYDRAULIC RESERVOIR ASSEMBLY (Continued)

Ref. No.	Part No.	Description	No. Used
47	340-82	Fitting - Hydraulic 90° (Incl. Ref. #23 & 25)	2
48	94-4916	Hose Asm. - Drain	1
49	237-42	O-Ring	1

Ref. No.	Part No.	Description	No. Used
50	94-9225	Adapter - Hydraulic (Incl. Ref. #45)	1
51	94-6345	Decal - Wire Identification	1

PROTOTYPE

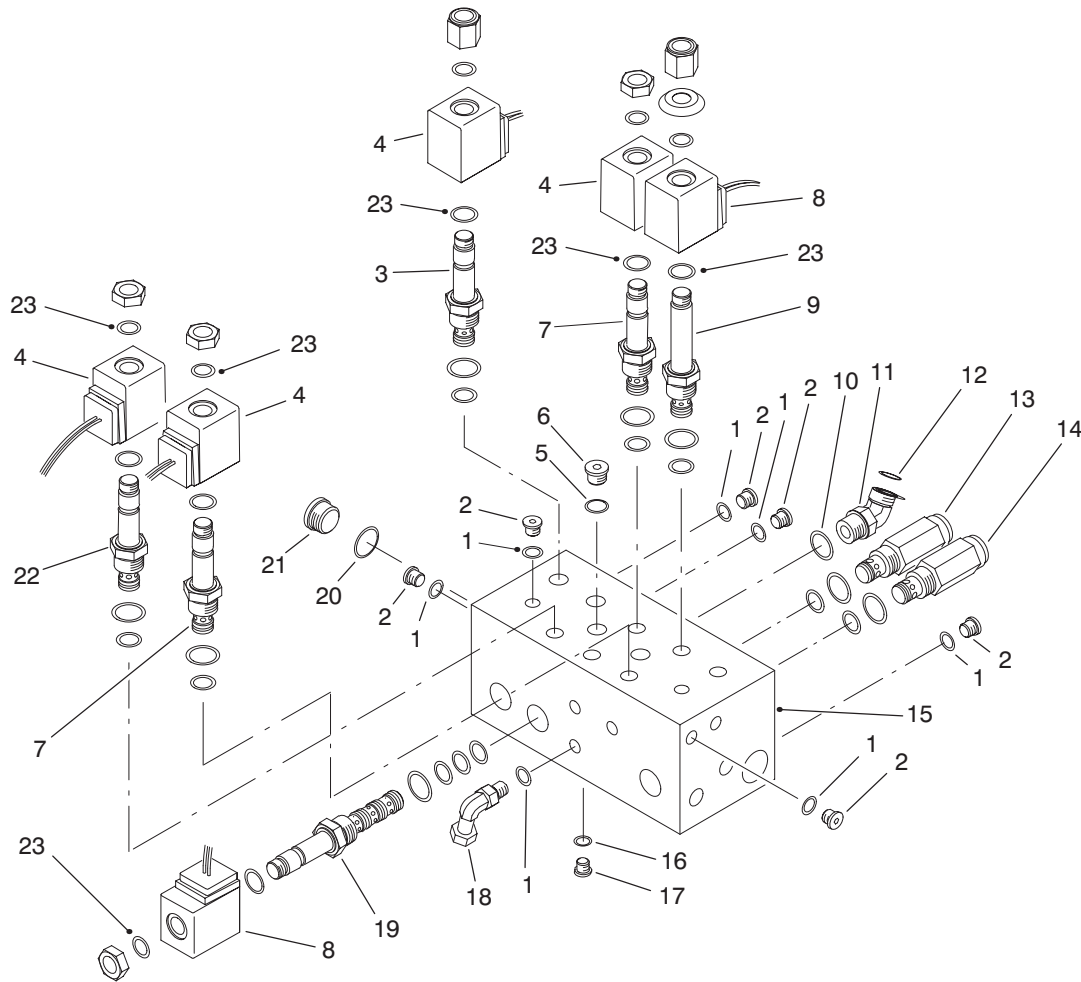


T-1094-2

HYDRAULIC CONTROL MANIFOLD ASSEMBLY

Ref. No.	Part No.	Description	No. Used
1	237-22	O-Ring	1
2	340-98	Fitting - Hydraulic 90° (Incl. Ref. #1 & 9)	2
4	94-5444	Hose Asm. - Pressure #5	1
5	340-4	Fitting - Hydraulic Straight (Incl. Ref. #1 & 9)	1
6	93-3611	Asm. - Control Manifold	1
7	237-78	O-Ring	6
9	237-79	O-Ring	6
10	340-101	Fitting - Hydraulic 45° (Incl. Ref. #9 & 13)	2
11	354-77	Fitting - Test Port (Incl. Ref. #7)	2
12	354-79	Cap - Test Port	2
13	237-30	O-Ring	7
14	86-9190	Hose - Hydraulic	2
17	340-92	Fitting - Hydraulic Straight (Incl. Ref. #7 & 18)	2
18	237-21	O-Ring	4
19	340-13	Fitting - Hydraulic Straight (Incl. Ref. #18)	2

Ref. No.	Part No.	Description	No. Used
20	75-6640	Fitting - Hydraulic 90° (Incl. Ref. #7)	2
21	93-0078	Hose - Hydraulic	1
22	237-65	O-Ring	1
23	340-139	Fitting - Hydraulic 90° (Incl. Ref. #22 & 26)	1
24	94-4913	Hose Asm. - Pressure #2	1
25	93-3612	Fitting - Hydraulic 90° (Incl. Ref. #1 & 9)	1
26	237-81	O-Ring	1
27	94-4914	Hose Asm. - Pressure #3	1
28	322-3	Screw - Cap Hex. Hd.	4
29	3253-4	Washer - Lock	4
30	75-5900	Hose - Hydraulic	1
31	82-8270	Valve - Flow Control	1
32	340-143	Fitting - Hydraulic 90° (Incl. Ref. #7)	1
33	93-0118	Hose - Hydraulic	1
35	75-5890	Hose - Hydraulic	1
37	94-5447	Hose Asm. - Pressure #4	1
38	93-3642	Tube - Hydraulic	1
39	93-3643	Tube - Hydraulic	1



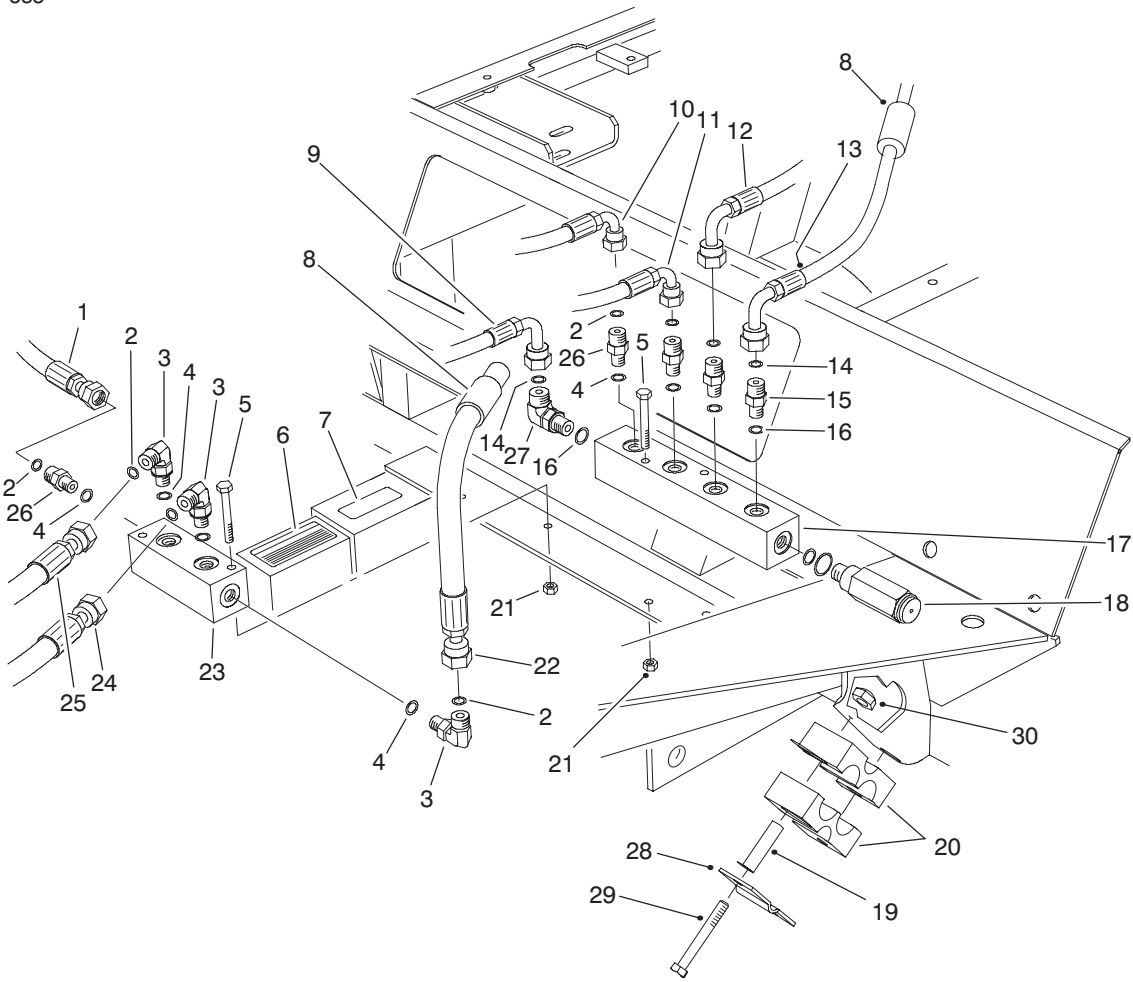
T-1503-1

CONTROL MANIFOLD ASSEMBLY

Ref. No.	Part No.	Description	No. Used
1	237-78	O-Ring	12
2	353-990	Plug (Incl. Ref. #1)	11
3	88-7020	Cartridge - N.O. (Use Seal Kit #75-2080)	2
4	88-9190	Solenoid - 20 Watt	6
5	237-42	O-Ring	2
6	353-989	Plug (Incl. Ref. #5)	2
7	94-2685	Cartridge - N.C. (Use Seal Kit #75-2080)	3
8	88-9200	Solenoid - 28 Watt	5
9	88-6970	Cartridge - N.O. (Use Seal Kit #75-2080)	2
10	237-79	O-Ring	1
11	340-101	Fitting - Hydraulic 45° (Incl. Ref. #10 & 12)	1
12	237-30	O-Ring	1
13	75-0920	Cartridge - Relief 3000 psi (Use Seal Kit #75-2080)	1

Ref. No.	Part No.	Description	No. Used
14	75-2010	Cartridge - Relief 2000 psi (Use Seal Kit #75-2080)	1
15		Body - Manifold	1
16	237-156	O-Ring	2
17	353-991	Plug (Incl. Ref. #16)	2
18	340-143	Fitting - Hydraulic 90° (Incl. Ref. #1)	1
19	88-6960	Cartridge - 4W/2P (Use Seal Kit #75-2090)	3
20	237-80	O-Ring	1
21	354-70	Plug (Incl. Ref. #20)	1
22	92-6315	Cartridge - N.C. (Use Seal Kit #75-2080)	1
23	94-5438	Seal - Solenoid	12
*	75-2080	Kit - Seal	10
*	75-2090	Kit - Seal	3

*Not Illustrated



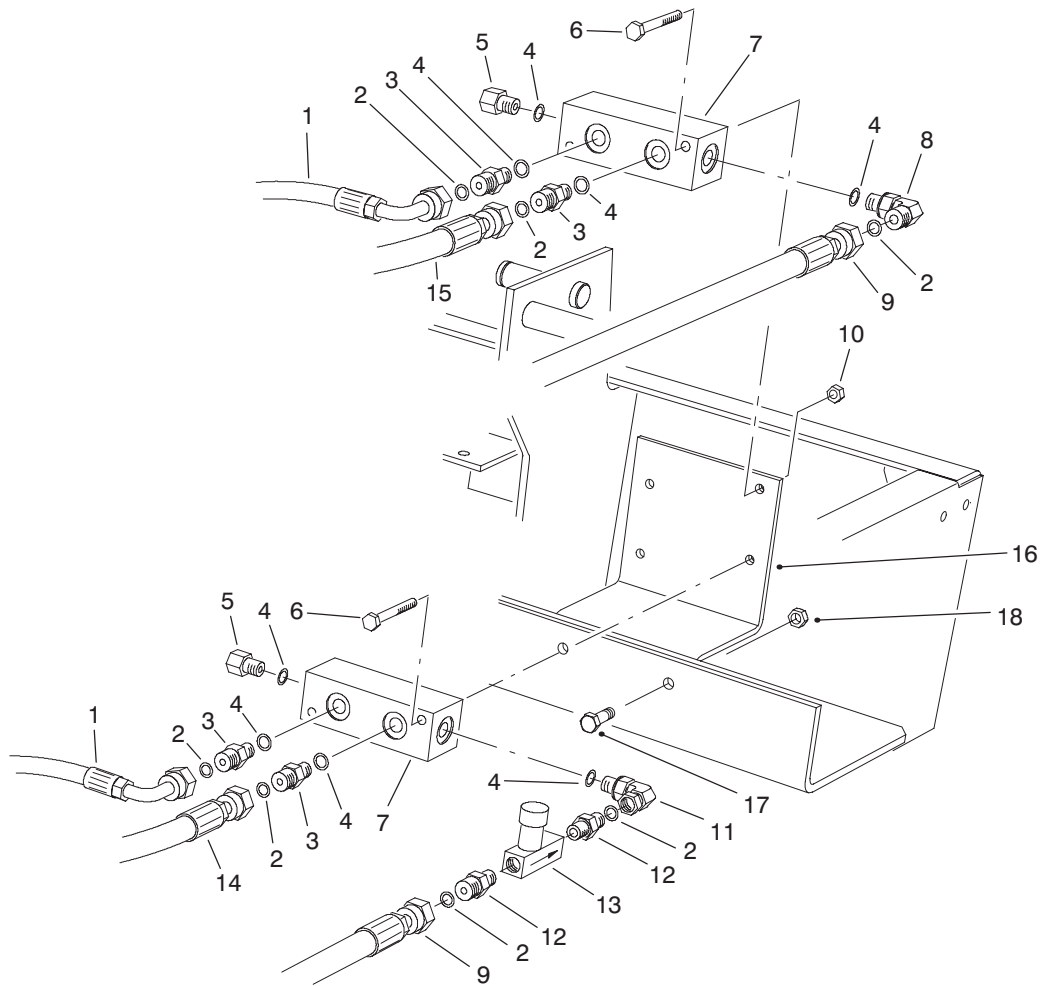
T-1058D

FRONT HYDRAULIC MANIFOLDS

Ref. No.	Part No.	Description	No. Used
1	94-5442	Hose Asm. - Drain	1
2	237-21	O-Ring	7
3	340-132	Fitting - Hydraulic 90° (Incl. Ref. #2 & 4)	3
4	237-78	O-Ring	7
5	321-18	Screw - Cap Hex. Hd.	4
6	88-0440	Decal - Floor Plate	1
*	93-6693	Decal - Floor Plate (Europe)	1
*	88-1900	Decal - Floor Plate (Japan)	1
7	85-4730	Decal - Oil	1
*	93-6686	Decal - Oil (Europe)	1
*	88-1980	Decal - Oil (Japan)	1
8	38-3400	Guard - Rubber	2
9	75-5940	Hose - Hydraulic	1
10	75-5890	Hose - Hydraulic	1
11	75-5910	Hose - Hydraulic	1
12	93-0118	Hose - Hydraulic	1
13	93-0119	Hose - Hydraulic	1
14	237-22	O-Ring	2
15	340-2	Fitting - Hydraulic Straight (Incl. Ref. #14 & 16)	2

Ref. No.	Part No.	Description	No. Used
16	237-42	O-Ring	2
17	93-0139	Manifold - Hydraulic	1
18	93-0143	Cartridge - Relief 250 psi (Use Seal Kit #75-2080)	1
19	93-7960	Spacer	4
20	82-8170	Clamp - Rubber	4
21	3296-42	Nut - Lock	4
22	92-9096	Hose - Hydraulic	1
23	75-1180	Manifold - Hydraulic	1
24	94-5445	Hose Asm. - Drain #4	1
25	94-5448	Hose Asm. - Drain #1	1
26	340-92	Fitting - Hydraulic Straight (Incl. Ref. #2 & 4)	4
27	340-77	Fitting - Hydraulic 90° (Incl. Ref. #14 & 16)	1
28	93-7961	Clamp	2
29	322-13	Screw - Socket Hex. Hd.	4
30	3296-29	Nut - Lock	4

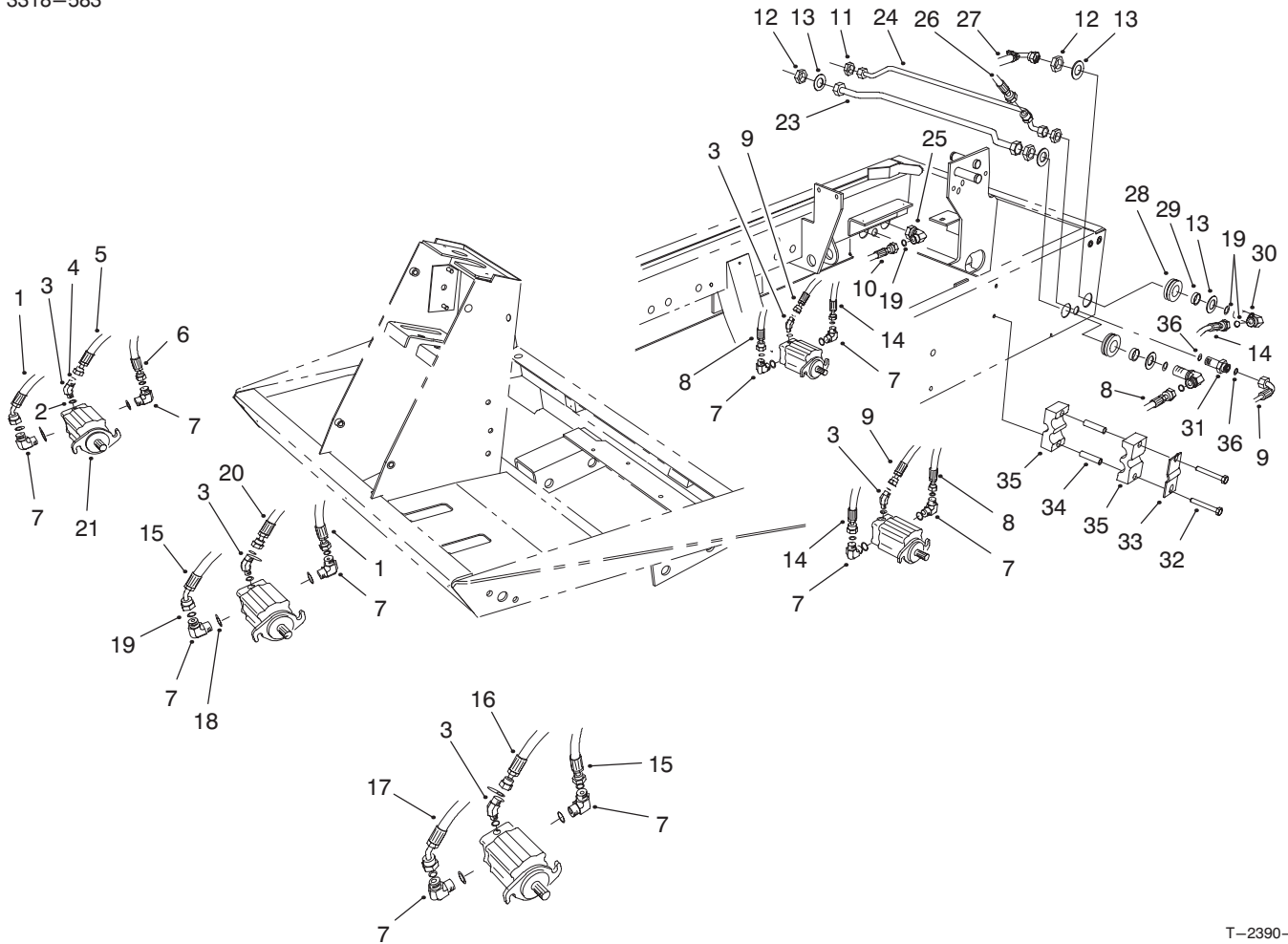
*Not Illustrated



T-1095-2

REAR HYDRAULIC MANIFOLDS

Ref. No.	Part No.	Description	No. Used	Ref. No.	Part No.	Description	No. Used
1	75-6180	Hose - Hydraulic	2	10	32128-33	Nut - Lock	4
2	237-21	O-Ring	7	11	340-143	Fitting - Hydraulic 90° (Incl. Ref. #4)	1
3	340-92	Fitting - Hydraulic Straight (Incl. Ref. #2 & 4)	4	12	340-13	Fitting - Hydraulic Straight (Incl. Ref. #2)	2
4	237-78	O-Ring	8	13	82-8270	Valve - Flow Control	1
5	353-512	Fitting - Hydraulic Plug (Incl. Ref. #4)	2	14	75-6080	Hose - Hydraulic	1
6	321-11	Screw - Cap Hex. Hd.	4	15	75-6070	Hose - Hydraulic	1
7	75-1180	Manifold	2	16	94-4920	Plate - Mounting Valve	1
8	340-132	Fitting - Hydraulic 90° (Incl. Ref. #2 & 4)	1	17	322-5	Screw - Cap Hex. Hd.	2
9	93-0118	Hose - Hydraulic	2	18	32128-20	Nut - Flange Lock	2

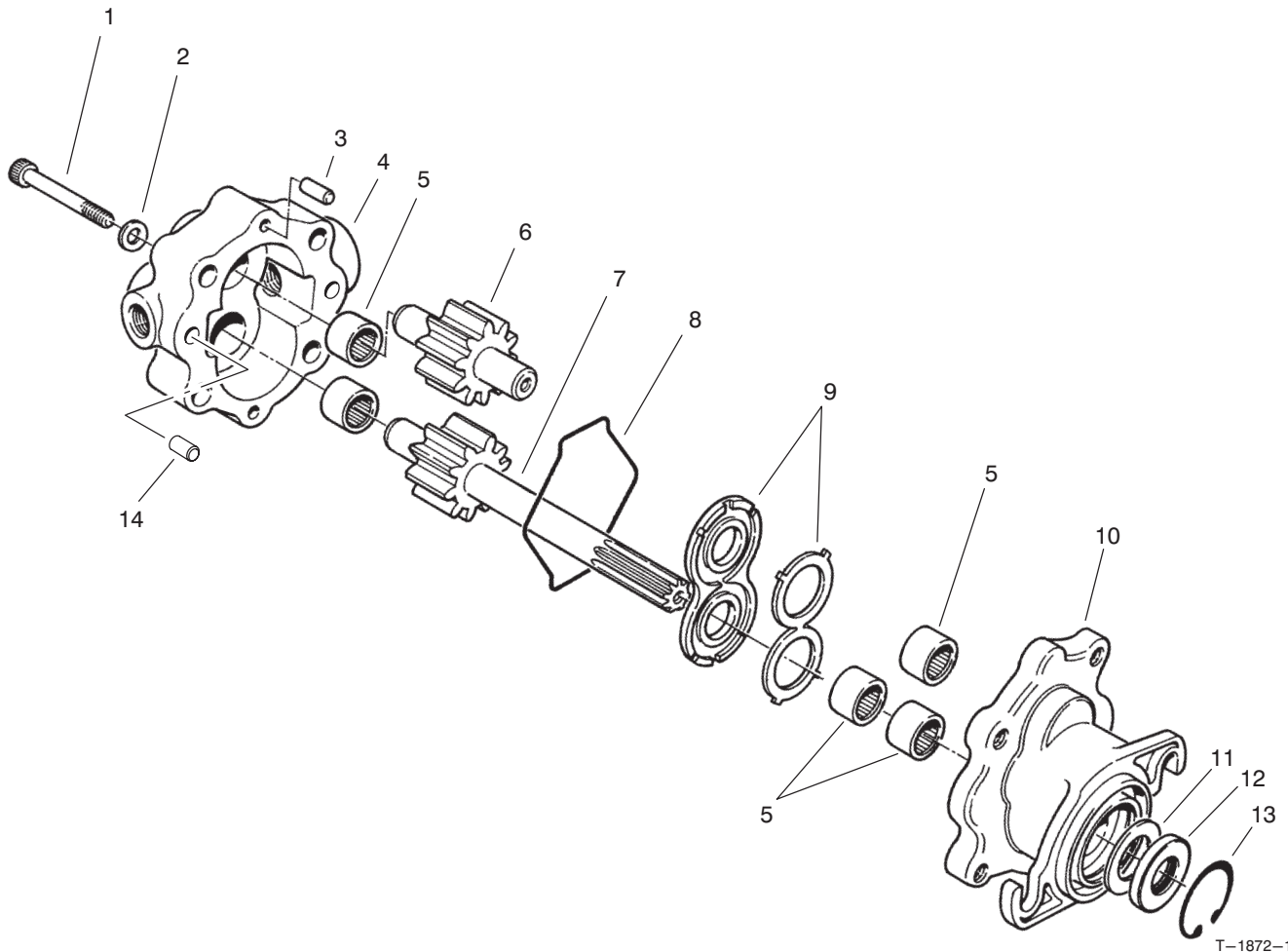


T-2390-1

CUTTING UNIT HYDRAULIC COMPONENTS

Ref. No.	Part No.	Description	No. Used
1	94-5443	Hose Asm. - Pressure #1, 5	1
2	237-78	O-Ring	5
3	340-103	Fitting - Hydraulic 45° (Incl. Ref. #2 & 4)	5
4	237-21	O-Ring	5
5	94-5442	Hose Asm. - Drain #5	1
6	94-5444	Hose Asm. - Pressure #5	1
7	340-98	Fitting - Hydraulic 90° (Incl. Ref. #18 & 19)	10
8	94-4911	Hose Asm. - Pressure #2, 3	2
9	94-4915	Hose Asm. - Drain #2, 3	2
10	94-4914	Hose Asm. - Pressure #3	1
11	340-7	Nut - Bulkhead	2
12	340-127	Nut - Bulkhead	4
13	69-8930	Washer - Flat	8
14	94-4912	Hose Asm. - Pressure #2, 3	2
15	94-5446	Hose Asm. - Pressure #1, 4	1
16	94-5445	Hose Asm. - Drain #4	1
17	94-5447	Hose Asm. - Pressure #4	1
18	237-79	O-Ring	10

Ref. No.	Part No.	Description	No. Used
19	237-30	O-Ring	19
20	94-5448	Hose Asm. - Drain #1	1
21	93-1375	Motor - Hydraulic	5
23	94-4918	Tube Asm. - Pressure #2, 3	1
24	94-4917	Tube Asm. - Drain #2, 3	1
25	94-6031	Fitting - Hydraulic (Incl. Ref. #19)	1
26	94-4916	Hose Asm. - Drain, Return	1
27	94-4913	Hose Asm. - Pressure #2	1
28	240-5	Grommet - Rubber	4
29	69-8960	Spacer	4
30	93-9151	Fitting - Hydraulic (Incl. Ref. #19)	4
31	340-71	Fitting - Hydraulic (Incl. Ref. #36)	2
32	32144-58	Screw - Socket Hex. Hd.	4
33	93-7961	Clamp - Case Drain	2
34	93-7960	Spacer	4
35	82-8170	Clamp	4
36	237-22	O-Ring	4

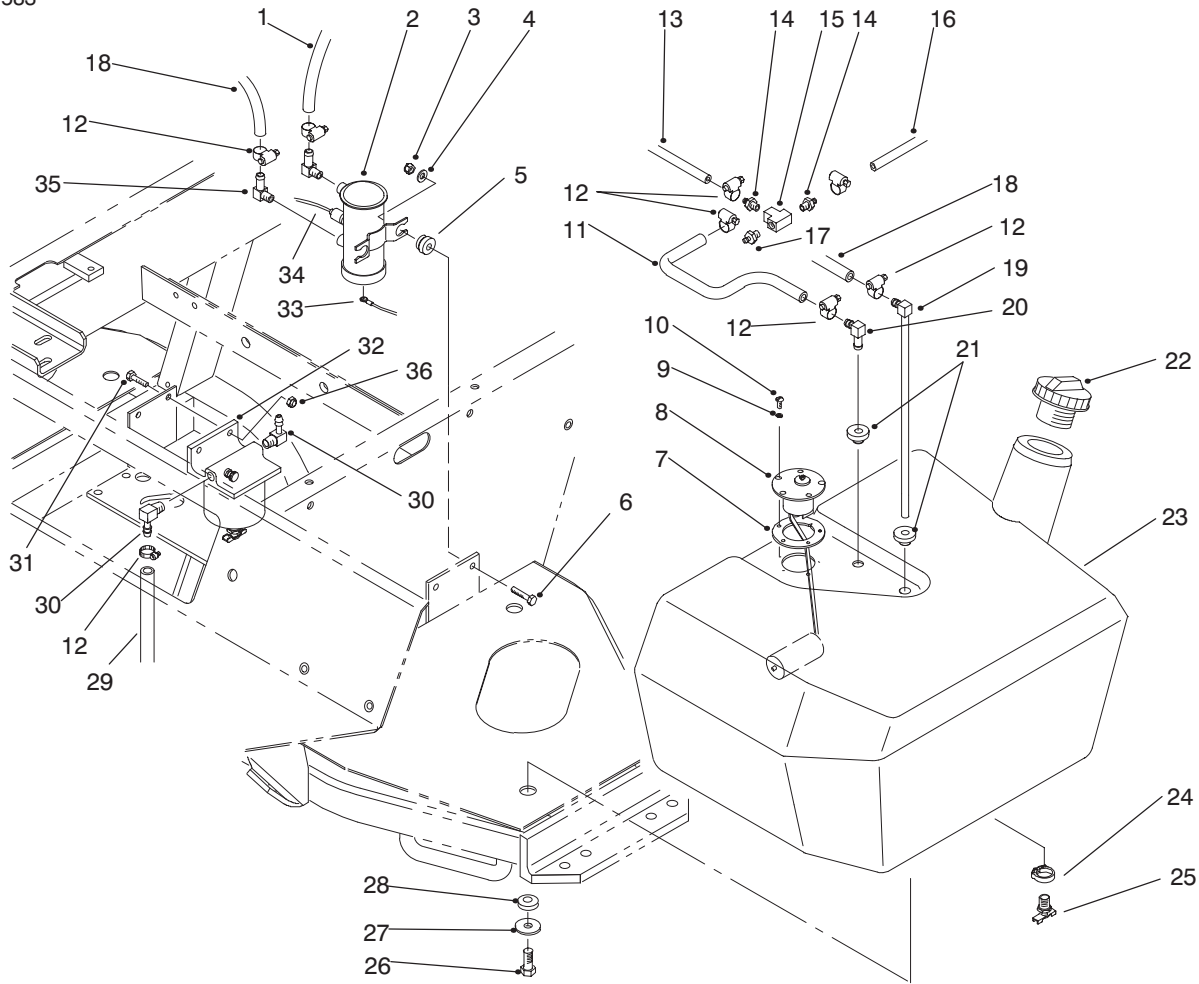


T-1872-1

REEL MOTOR ASSEMBLY NO. 93-1375

Ref. No.	Part No.	Description	No. Used	Ref. No.	Part No.	Description	No. Used
1	354-50	Screw-Hex Socket Hd.	4	9	74-3810	Assembly - Load Plate	1
2	354-51	Washer	4	10	92-8795	Assembly - Body (Incl. Ref. #5)	1
3	353-599	Pin-Dowel	2	†11		Spacer	1
4	93-3614	Assembly - Cover (Incl. Ref. #5)	1	†12		Seal-Shaft	1
†5		Bearing-Needle	5	13	32151-41	Ring - Retaining	1
6	93-3616	Assembly - Idler Gear	1	14	92-8796	Pin - Dowel	2
7	93-3617	Assembly - Drive Shaft	1	*	92-8863	Repair Kit (Incl. Ref. #8, & 11-13)	1
8	354-46	Ring-Seal	1				

*Not Illustrated



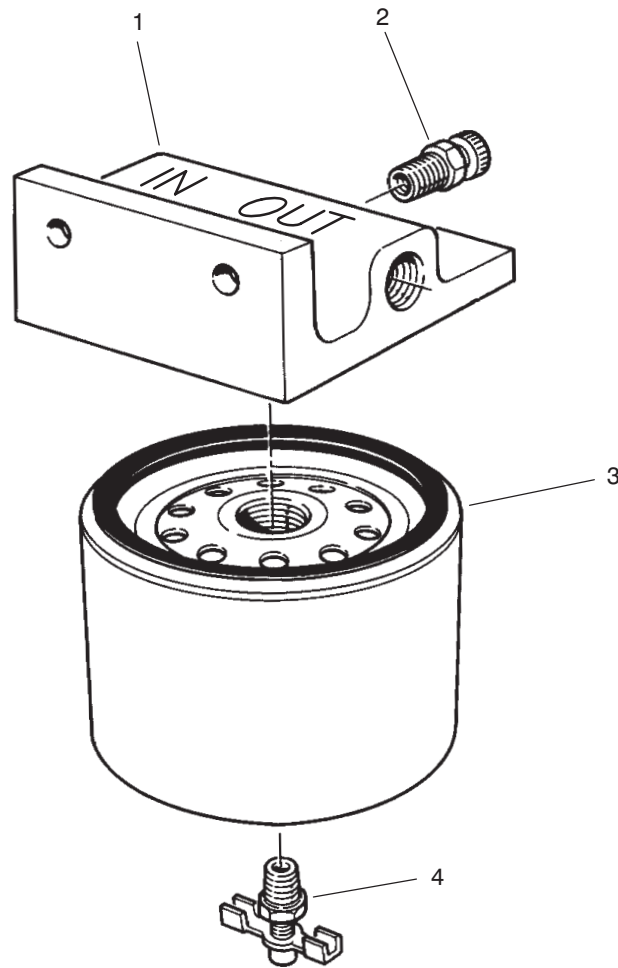
T-1884-1

FUEL TANK ASSEMBLY

Ref. No.	Part No.	Description	No. Used
1	63-7610	Hose - Fuel	1
2	53-8150	Assembly - Fuel Pump (Incl. Ref. #5 & 33-34)	1
3	3296-42	Nut - Lock	2
4	3256-22	Washer - Flat	2
†5		Mount - Rubber	2
6	321-8	Screw - Cap Hex. Hd.	2
7	62-7650	Gasket - Sending Unit	1
8	63-7640	Unit - Sending	1
9	3253-15	Washer - Lock	5
10	32122-24	Screw - Round Hd.	5
11	27-5340	Hose - Fuel	1
12	2412-108	Clamp - Hose	11
13	75-4700	Hose - Fuel	1
14	354-22	Fitting - Fuel, Straight	2
15	354-20	Fitting - Fuel Tee	1
16	75-4701	Hose - Fuel	1
17	354-21	Fitting - Fuel Straight	1
18	44-2670	Hose - Fuel	1

Ref. No.	Part No.	Description	No. Used
19	66-8121	Standpipe - Elbow 90°	1
20	46-6550	Connector - Fuel, Elbow 90°	1
21	46-6560	Grommet	2
22	93-3102	Cap - Fuel Tank	1
23	94-3510	Assembly - Fuel Tank (Incl. Ref. #24-25)	1
24	2412-36	Clamp - Drain	1
25	304-46	Fitting - Drain	1
26	33103-025	Screw - Hex. Flange Hd.	3
27	63-8410	Washer - Flat	3
28	240-11	Grommet	3
29	63-7628	Hose - Fuel	1
30	353-781	Fitting - 90°	2
31	321-6	Screw - Cap Hex. Hd.	2
32	63-7650	Filter - Fuel	1
33	70-8530	Wire - Fuel Pump	1
34	218-579	Wire - Fuel Pump	1
35	67-1690	Fitting - Fuel Elbow 90°	2
36	32128-33	Nut - Lock, Flange	2

†Not Serviced Separately



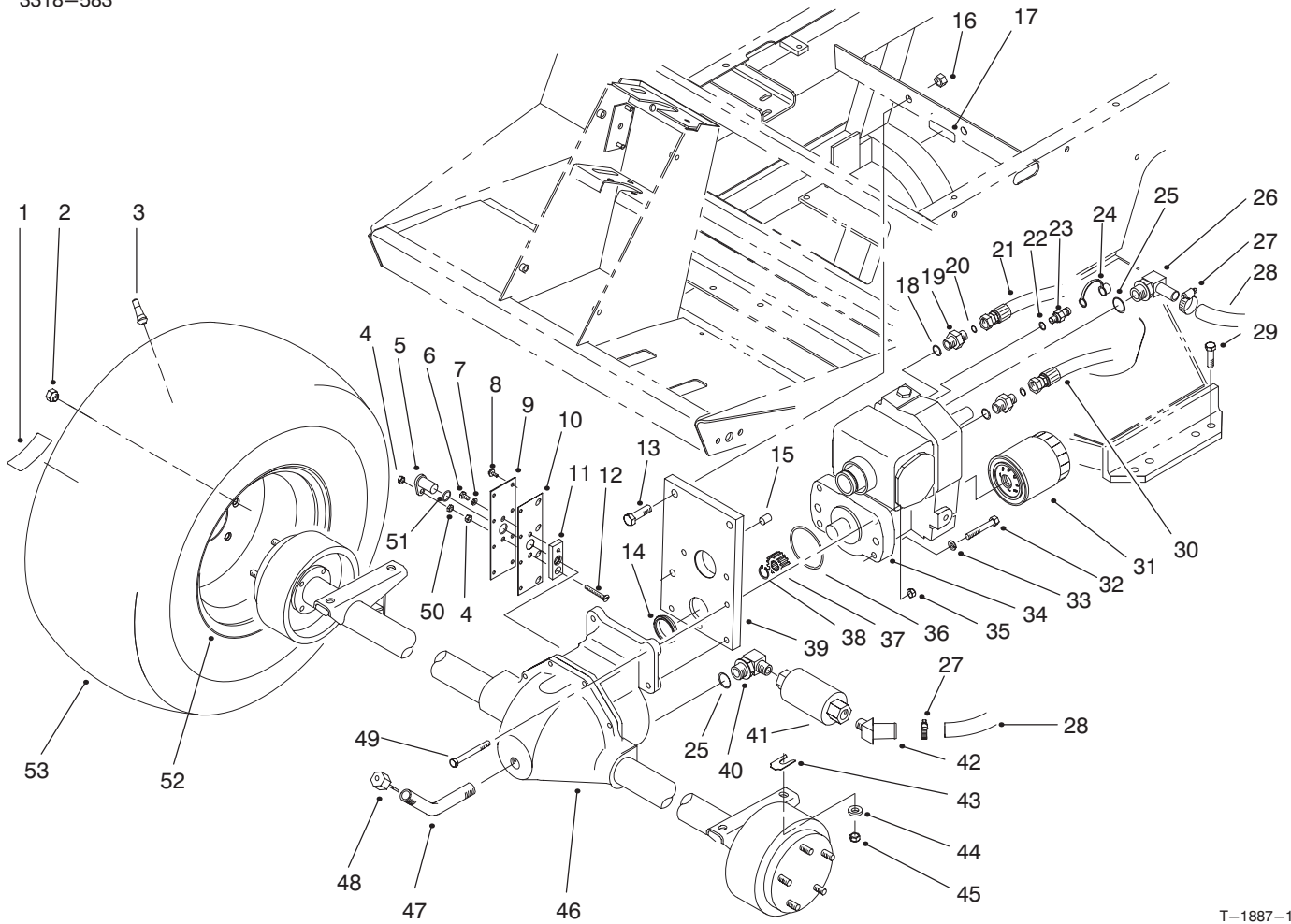
T-1934-1

FUEL FILTER ASSEMBLY NO. 63-7650

Ref. No.	Part No.	Description	No. Used	Ref. No.	Part No.	Description	No. Used
1	63-8280	Head-Filter, Fuel (Incl. Ref. #2)	1	3	63-8300	Element-Spin-On (Incl. Ref. #4)	1
2	63-8290	Vent-Air	1	4	63-8310	Valve-Drain	1

PROTOTYPE

*Not Illustrated



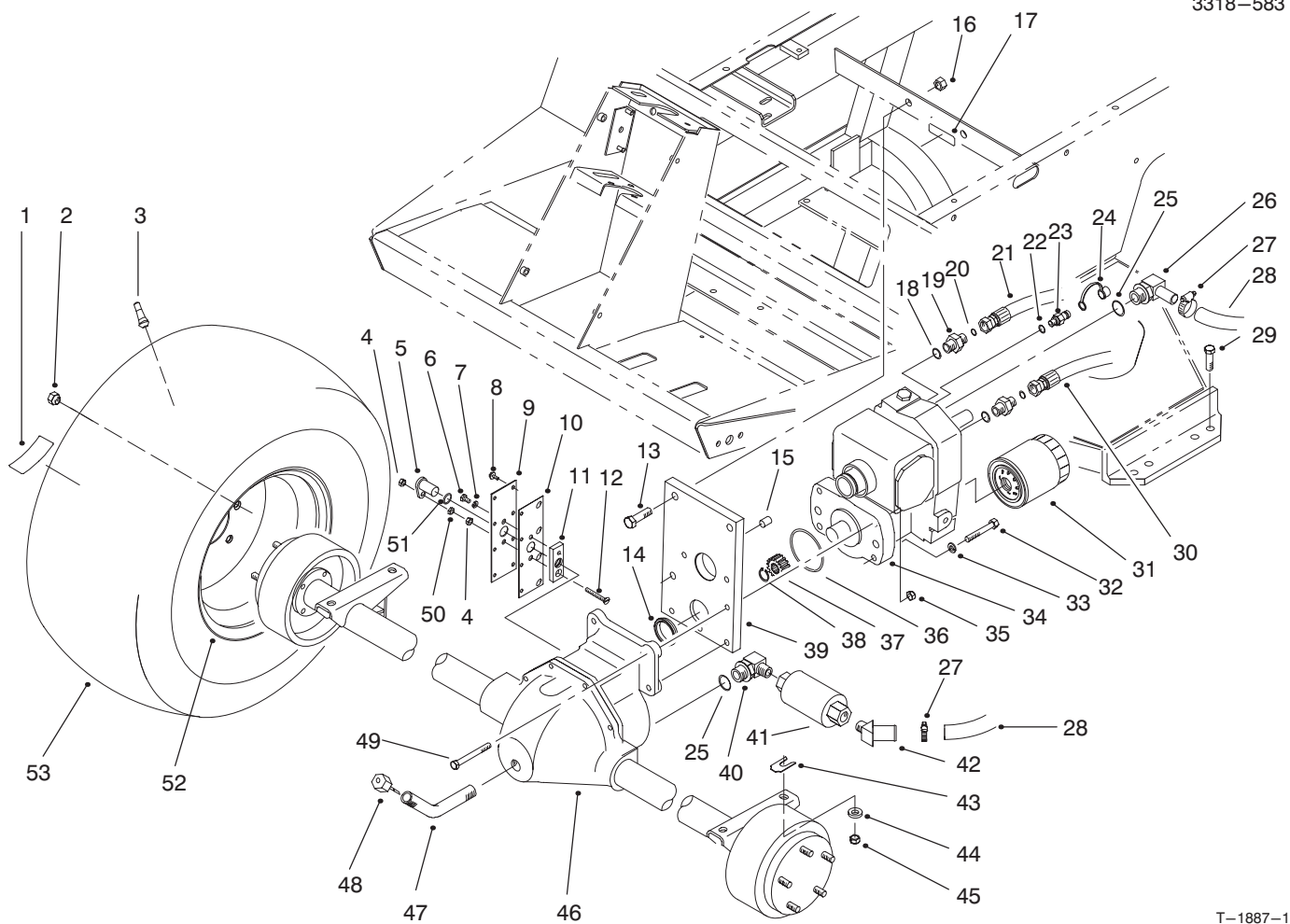
T-1887-1

FRONT AXLE & TRANSMISSION ASSEMBLY

Ref. No.	Part No.	Description	No. Used
1	76-8730	Decal - Bolt Torque	2
2	23-7270	Nut - Lug	10
3	232-27	Stem - Valve	2
4	3296-56	Nut - Lock	2
5	85-4350	Sensor - Gear Tooth	1
6	321-2	Screw - Cap Hex. Hd.	1
7	3253-3	Washer - Lock	1
8	32144-112	Screw - Cap Hex. Hd.	8
9	85-4330	Cover - Gear	1
10	92-5797	Gasket - Axle	1
11	85-4340	Plate - Sensor Mounting	1
12	32108-9	Screw - Machine	1
13	325-7	Screw - Cap Hex. Hd.	2
14	75-3110	Collar - Transmission	1
15	92-4808	Sleeve - Trans. Pilot	1
16	3296-23	Nut - Lock	2
17	77-0490	Decal - Bolt	1
*	93-6691	Decal - Bolt (Europe)	1
*	80-4880	Decal - Bolt (Japan)	1
18	237-79	O-Ring	2
19	340-3	Fitting - Hydraulic, Straight (Incl. Ref. #18 & 20)	2
20	237-22	O-Ring	2
21	93-0076	Hose - Hydraulic	1
22	237-78	O-Ring	1

Ref. No.	Part No.	Description	No. Used
23	354-77	Fitting - Hydraulic Test Port (Incl. Ref. #22)	1
24	354-79	Cap - Test Port	1
25	237-81	O-Ring	2
26	75-4720	Fitting - Hydraulic 90° (Incl. Ref. #25)	1
27	2412-129	Clamp - Hose	2
28	75-6350	Hose	1
29	324-7	Screw - Cap Hex. Hd.	4
30	93-0075	Hose - Hydraulic	1
31	75-1330	Filter - Oil	1
32	323-12	Screw - Cap Hex. Hd.	2
33	3253-21	Washer - Lock	2
34	75-0012	Assembly - Transmission	1
35	3296-39	Nut - Lock	2
36	237-161	O-Ring	1
37	86-7220	Gear - Pinion	1
38	32151-62	Ring - Retaining	1
39	92-4846	Asm. - Trans. Support (Incl. Ref. #14 & 15)	1
40	354-75	Fitting - Hydraulic 90° (Incl. Ref. #25)	1
41	75-6340	Strainer - In-Line	1
42	354-72	Fitting - Hydraulic 45°	1
43	42-6080	Shim - Axle	A/R
44	66-6480	Washer - Flat	4

*Not Illustrated



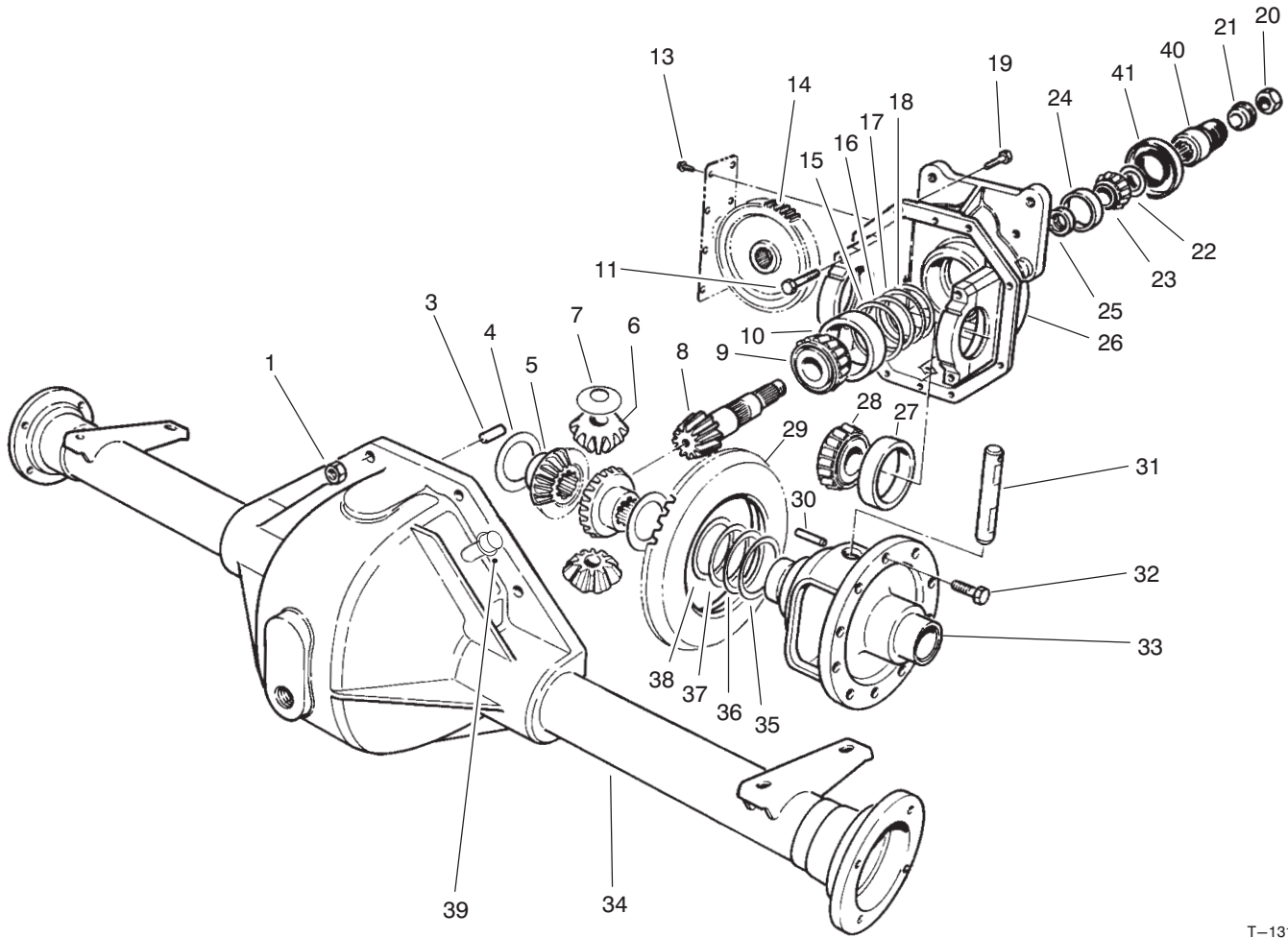
T-1887-1

FRONT AXLE & TRANSMISSION ASSEMBLY (Continued)

Ref. No.	Part No.	Description	No. Used
45	3296-48	Nut - Lock	4
46	94-6933	Assembly - Front Axle	1
47	75-6850	Tube - Oil Fill	1
48	27-3710	Dipstick - Axle	1
49	323-20	Screw - Cap Hex. Hd.	2

Ref. No.	Part No.	Description	No. Used
50	3218-1	Nut - Jam	1
51	237-181	O-Ring	1
52	217-120	Rim	2
53	231-134	Tire	2

PROTOTYPE



T-1315-1

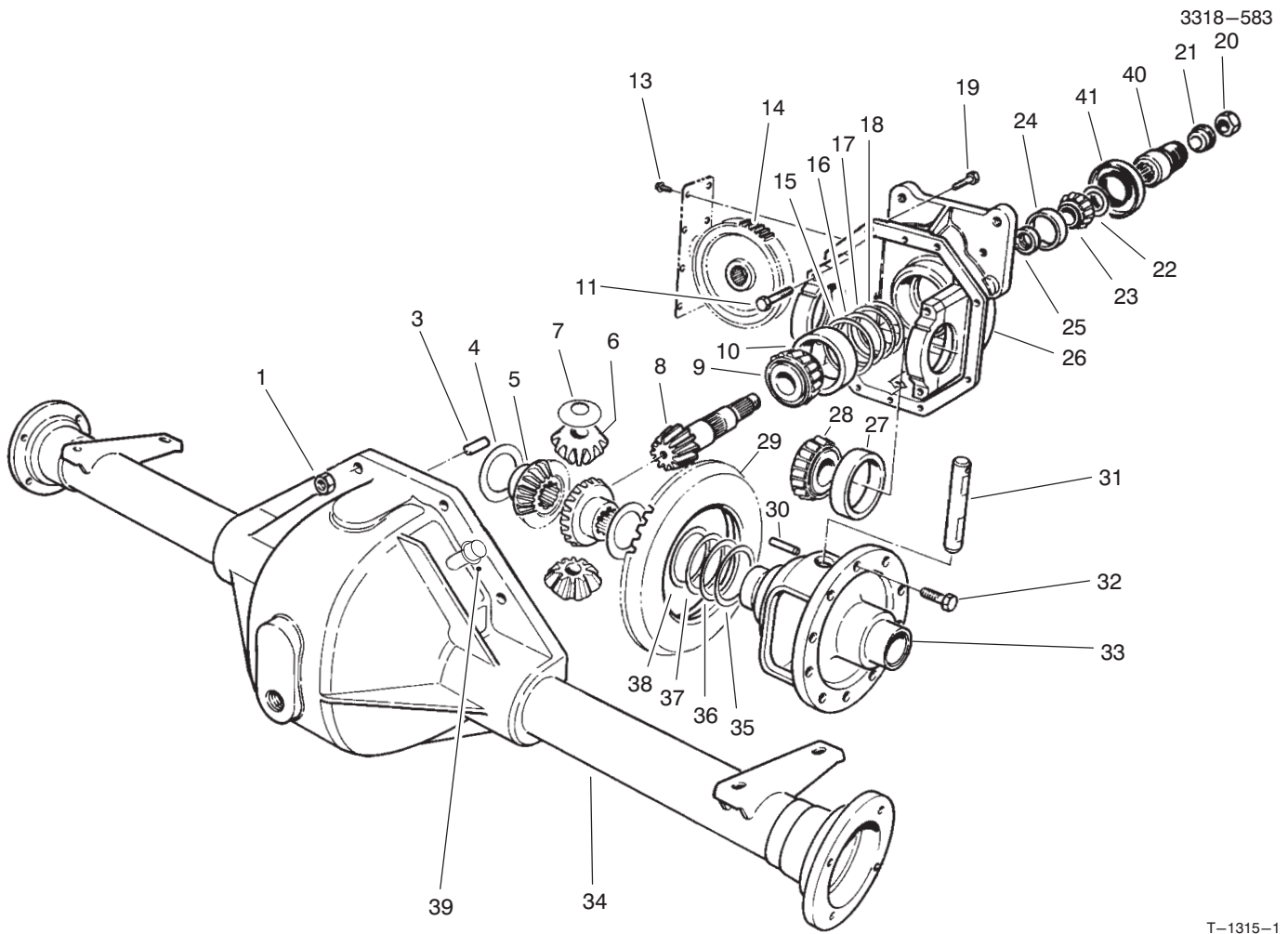
FRONT AXLE ASSEMBLY NO. 94-6933

Ref. No.	Part No.	Description	No. Used
1	32144-5	Nut	8
3	21-8270	Pin-Dowel	2
4	21-7720	Washer-Thrust	2
5	24-8790	Gear-Bevel, Differential	2
6	21-7690	Gear-Pinion	2
7	21-7730	Washer-Thrust	2
†8		Pinion-Drive	1
9	43-6760	Cone-Bearing, tapered	1
10	43-6750	Cup-Bearing, Tapered	1
11	92-1773	Screw-Cap, Hex Hd.	4
13	32144-112	Screw-Thread Forming	8
14	86-7230	Gear-Spur	1
15	43-6710	Diff. Adjust. Shim .003	A/R
16	43-6711	Diff. Adjust. Shim .005	A/R
17	43-6712	Diff. Adjust. Shim .010	A/R
18	43-6713	Diff. Adjust. Shim .030	A/R
19	3210-8	Screw - Cap, Hex Hd.	8
20	71-4350	Nut	1
21	83-5130	Spacer - Pinion	1
22	72-3570	Shim .094 - Diff. Adjust.	A/R
*	72-3571	Shim .096 - Diff. Adjust.	A/R
*	72-3572	Shim .098 - Diff. Adjust.	A/R
*	72-3573	Shim .100 - Diff. Adjust.	A/R
*	72-3574	Shim .102 - Diff. Adjust.	A/R
*	72-3575	Shim .104 - Diff. Adjust.	A/R

Ref. No.	Part No.	Description	No. Used
22	72-3576	Shim .106 - Diff. Adjust.	A/R
*	72-3577	Shim .108 - Diff. Adjust.	A/R
*	72-3578	Shim .110 - Diff. Adjust.	A/R
*	72-3580	Shim .112 - Diff. Adjust.	A/R
*	72-3581	Shim .114 - Diff. Adjust.	A/R
*	72-3582	Shim .116 - Diff. Adjust.	A/R
*	72-3583	Shim .118 - Diff. Adjust.	A/R
*	72-3584	Shim .120 - Diff. Adjust.	A/R
*	72-3585	Shim .125 - Diff. Adjust.	A/R
*	72-3586	Shim .127 - Diff. Adjust.	A/R
*	72-3587	Shim .129 - Diff. Adjust.	A/R
*	72-3588	Shim .131 - Diff. Adjust.	A/R
*	72-3590	Shim .133 - Diff. Adjust.	A/R
*	72-3591	Shim .135 - Diff. Adjust.	A/R
*	72-3592	Shim .137 - Diff. Adjust.	A/R
*	72-3593	Shim .139 - Diff. Adjust.	A/R
*	72-3594	Shim .141 - Diff. Adjust.	A/R
*	72-3595	Shim .143 - Diff. Adjust.	A/R
*	72-3596	Shim .145 - Diff. Adjust.	A/R
*	72-3597	Shim .147 - Diff. Adjust.	A/R
*	72-3598	Shim .149 - Diff. Adjust.	A/R
*	72-3600	Shim .151 - Diff. Adjust.	A/R
23	254-91	Cone-Bearing	1
24	21-8390	Cup-Bearing	1
25	21-8020	Spacer-Front Pinion	1

*Not Illustrated

†Not Serviced Separately



T-1315-1

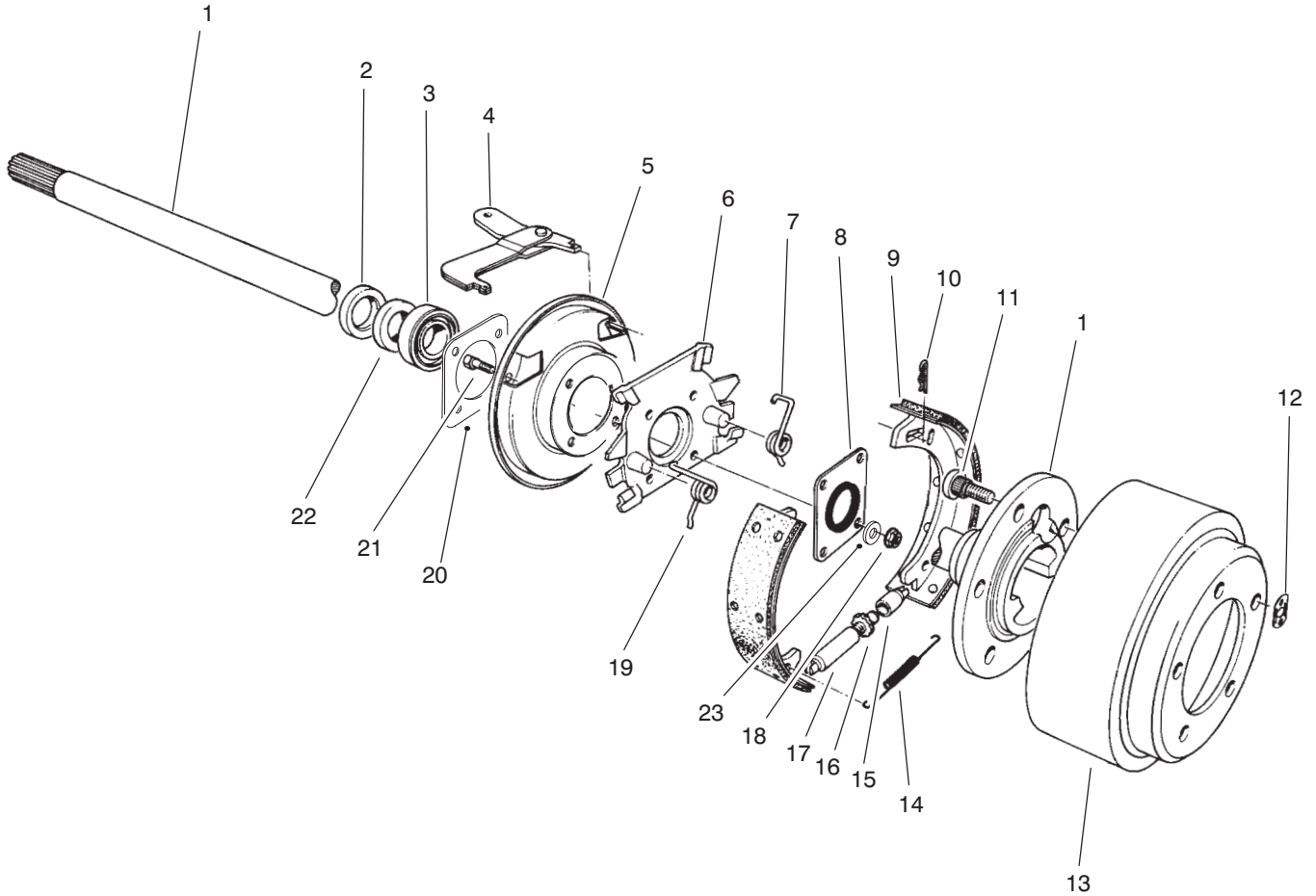
FRONT AXLE ASSEMBLY NO. 94-6933 (Continued)

Ref. No.	Part No.	Description	No. Used
26	93-3619	Upper Housing (Incl. Ref. #11)	1
27	254-66	Cup-Tapered Bearing	2
28	254-65	Cone-Tapered Bearing	2
†29		Gear-Ring	1
30	21-7710	Pin-Roll	1
31	21-7700	Shaft-Pinion Mate	1
32	21-7770	Screw-Drive Gear	5
33	21-7670	Case-Differential	1
34	75-0721	Housing-Lower	1
35	21-8120	Diff. Adjust. Shim .030	A/R

Ref. No.	Part No.	Description	No. Used
36	21-8110	Diff. Adjust. Shim .010	A/R
37	21-8100	Diff. Adjust. Shim .005	A/R
38	21-8090	Diff. Adjust. Shim .003	A/R
39	72-9420	Assembly - Vent Tube	1
40	83-4910	Coupler - Pinion	1
41	71-4330	Seal	1
*	93-3618	Assembly - Gear & Pinion (Incl. Ref. #8 & 29)	1
*	93-3617	Assembly - Differential (Incl. Ref. #4-10, 14-33, 35-38, 40 & 41)	1

*Not Illustrated

†Not Serviced Separately



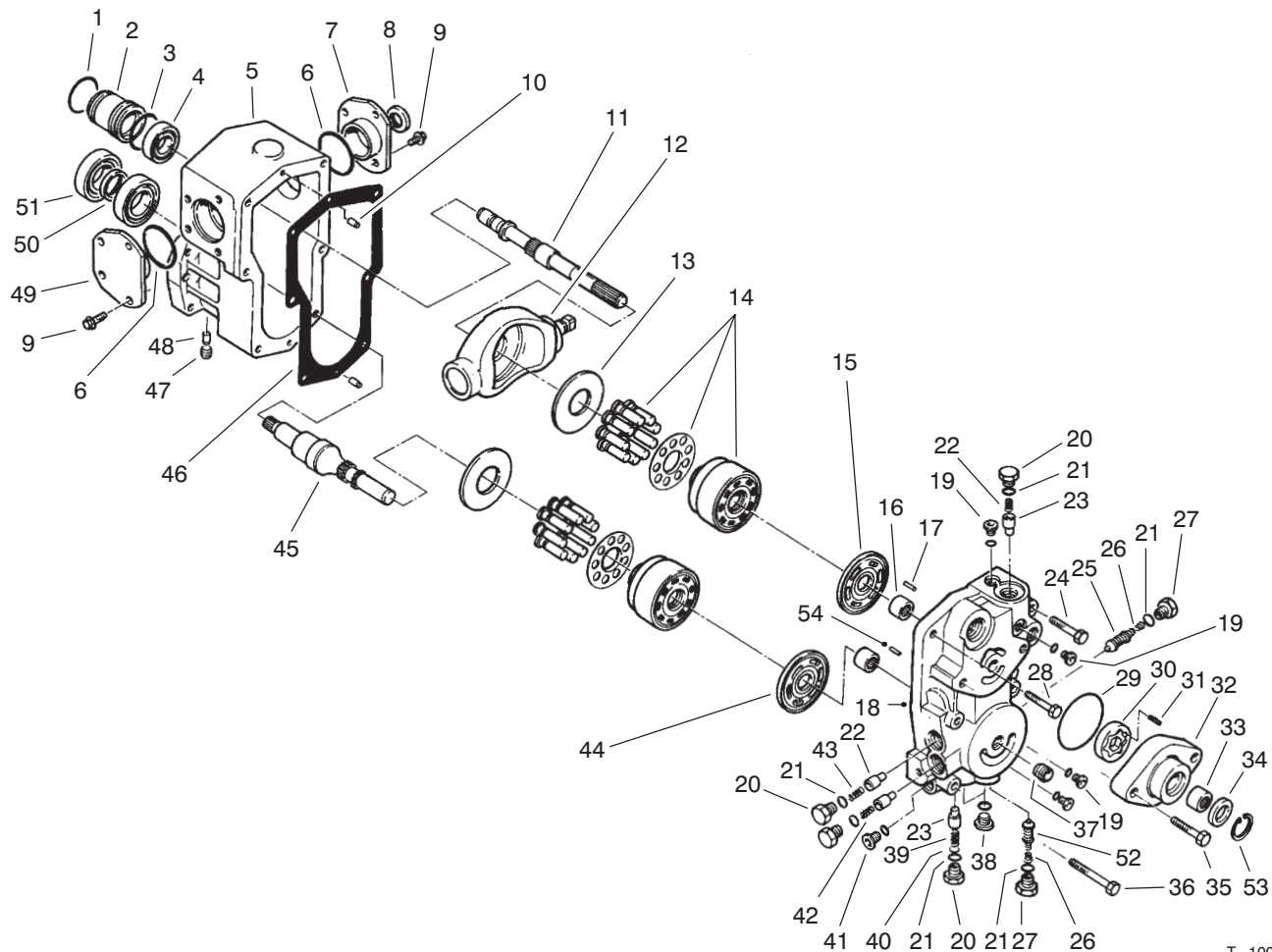
T-0421-2

BRAKE ASSEMBLY

Ref. No.	Part No.	Description	No. Used
1	27-6862	Shaft-Axle, Flanged L.H.	1
*	27-6852	Shaft-Axle, Flanged R.H.	1
2	92-1774	Seal-Oil	2
3	21-8180	Bearing	2
4	24-9180	Lever, Brake, Parking	2
5	21-9450	Shield-Dust	2
6	43-6810	Spider-Torque	2
7	21-9430	Spring-Shoe Return, R.H.	2
8	28-0670	Seal-Oil	2
9	84-8590	Assembly - Shoe & Lining	4
10	21-9460	Retainer-Brake, Parking	4
11	242-34	Stud-Flange, Axle	10
12	21-8360	Clip-Retaining	2

Ref. No.	Part No.	Description	No. Used
13	28-0680	Drum-Brake	2
14	21-9440	Spring-Adjusting Screw	2
15	21-9390	Socket-Adjusting Screw	2
16	21-9370	Screw-Adjusting	2
17	21-9380	Nut-Pivot	2
18	94-6935	Nut-Lock	8
19	21-9420	Spring-Shoe Return, L.H.	2
21	94-6934	Screw-Cap, Socket Hd.	8
22	24-8840	Ring-Bearing, Wheel	2
23	3256-23	Washer - Lock	8
*	84-8600	Set of Lined Brake Shoes	1
*	92-8775	Gasket - Kit, Liquid	1

*Not Illustrated

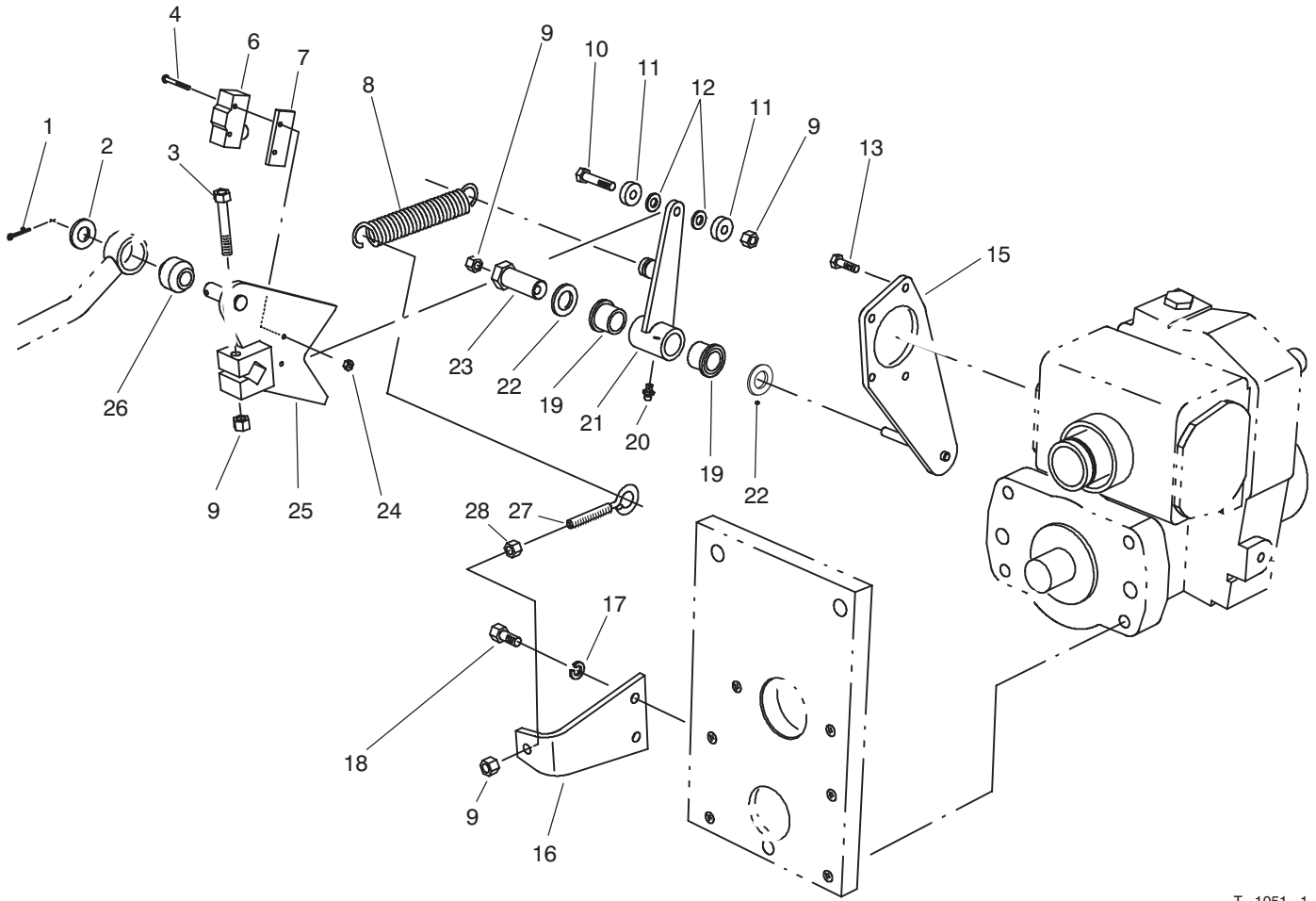


T-1006-1

TRANSMISSION ASSEMBLY NO. 75-0012

Ref. No.	Part No.	Description	No. Used
1	75-0430	Ring - Retaining	1
2	75-0150	Guide - Seal	1
3	75-0410	O-Ring	1
4	75-0520	Bearing - Ball	1
5	75-0020	Housing	1
6	75-0210	O-Ring	2
7	86-7520	Asm. - Trunnion Cover R.H.	1
8	75-0230	Seal - Lip	1
9	75-0090	Screw - Cap Hex Hd.	8
10	75-0480	Pin	2
11	86-7540	Shaft - Pump	1
12	75-0390	Plate - Swash	1
13	75-0400	Plate - Thrust	2
14	75-0470	Cylinder Block Kit	2
15	75-0380	Plate - Valve	1
16	75-0500	Bearing - Needle	2
17	75-0510	Pin	1
18	75-0040	Center Section	1
19	75-0170	Plug - Straight Thread	4
20	75-0060	Plug	4
21	75-0240	O-Ring	6
22	75-0290	Spring	2
23	75-0260	Valve - Relief	4
24	75-0130	Screw - Cap Hex. Hd.	3
25	93-0097	Valve - SCR	1
26	75-0140	Spring - Conical	1
27	75-0190	Plug - Special	2

Ref. No.	Part No.	Description	No. Used
28	75-0120	Screw - Cap Hex Hd.	1
29	75-0370	O-Ring	1
30	75-0360	Gerotor	1
31	75-0350	Pin	1
32	83-4780	Housing - Charge Pump	1
33	75-0340	Bearing - Needle	1
34	75-0330	Seal - Lip	1
35	75-0110	Screw - Cap Hex Hd.	2
36	75-0180	Screw - Cap Hex Hd.	2
37	75-0320	Nipple	1
38	75-0200	Plug - Straight Thread	2
39	75-0270	Spring	1
40	75-0310	Shim	1
41	75-0070	Plug	1
42	75-0280	Spring	1
44	93-0083	Plate - Valve	1
45	75-0440	Shaft - Motor	1
46	75-0030	Gasket - Housing	1
47	75-0160	Plug - Pipe	1
48	75-0220	Pin	2
49	86-7530	Asm. - Trunnion Cover L.H.	1
50	75-0450	Collar	1
51	75-0460	Bearing - Ball	2
52	75-6930	Valve - SCR	1
53	32120-74	Ring - Retaining	1
54	75-0250	Pin - Slotted	1

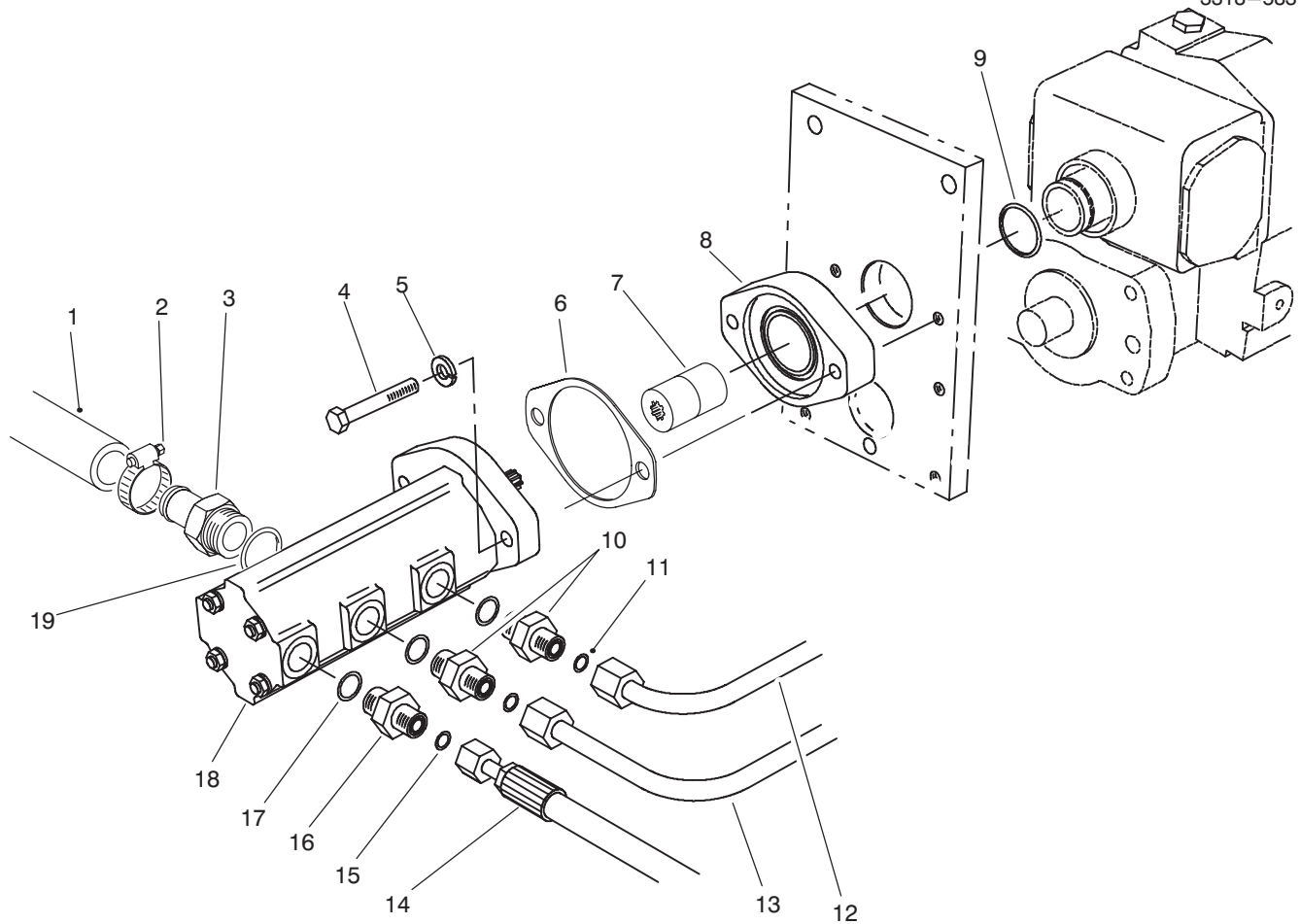


T-1051-1

TRACTION CONTROL ASSEMBLY

Ref. No.	Part No.	Description	No. Used
1	3272-10	Pin - Cotter	1
2	3256-26	Washer - Flat	1
3	322-10	Screw - Cap Hex. Hd.	1
4	32105-21	Screw	2
6	29-6162	Switch - Neutral	1
7	75-4130	Plate - Switch	1
8	76-9430	Spring - Extension	1
9	3296-29	Nut - Lock	4
10	322-7	Screw - Cap Hex. Hd.	1
11	251-259	Bearing - Ball	2
12	75-5470	Spacer	2
13	32144-22	Screw - Cap Hex. Hd.	4
15	75-4080	Plate - Traction	1
16	85-9900	Plate - Spring Anchor	1

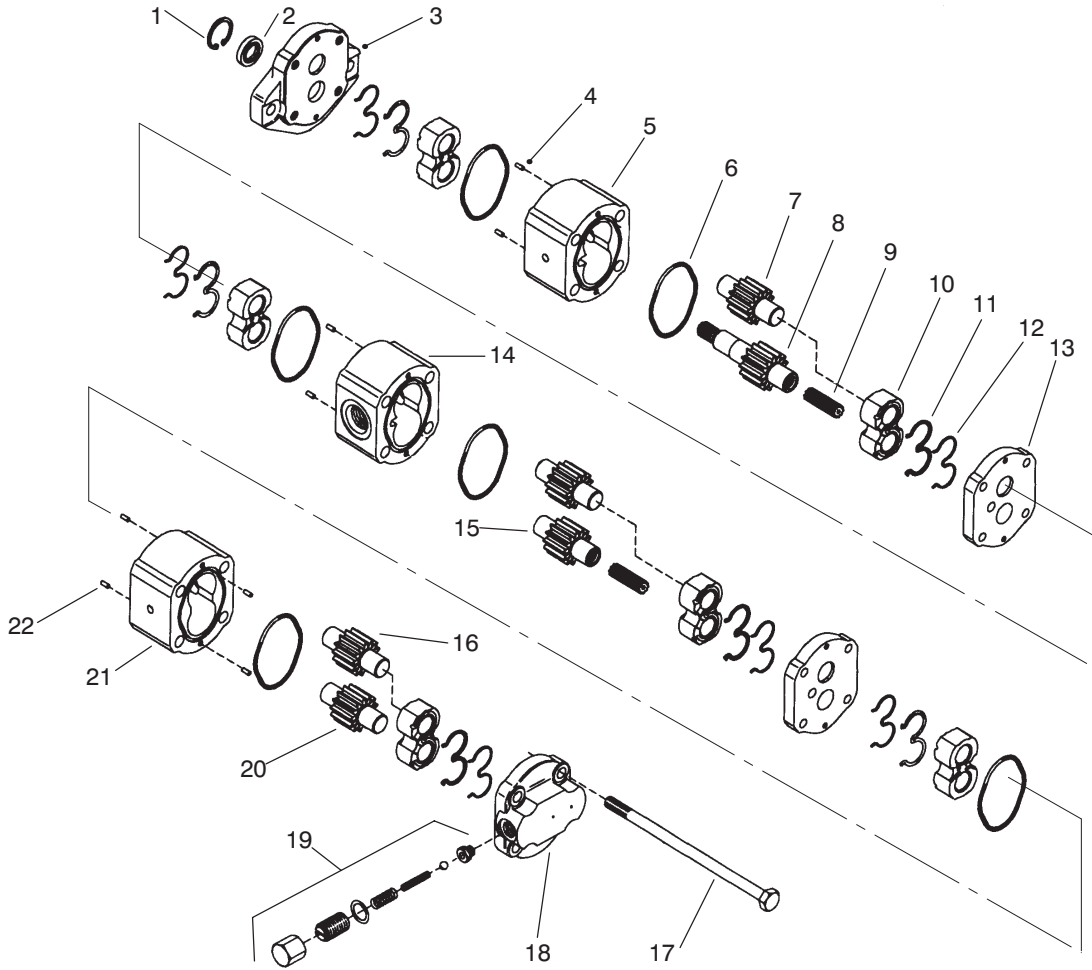
Ref. No.	Part No.	Description	No. Used
17	3253-4	Washer - Lock	2
18	322-3	Screw - Cap Hex. Hd.	2
19	256-113	Bushing - Flange	2
20	302-5	Fitting - Grease	1
21	92-2581	Assembly - Switch Arm (Incl. Ref. #19 & 20)	1
22	3-6498	Washer - Thrust	2
23	76-8640	Stud - Traction	1
24	3296-9	Nut - Hex.	2
25	75-4100	Control - Pump	1
26	23-2270	Bushing - Rubber	1
27	85-9910	Eyebolt	1
28	3217-6	Nut - Hex.	1



T-1928-1

GEAR PUMP INSTALLATION ASSEMBLY

Ref. No.	Part No.	Description	No. Used	Ref. No.	Part No.	Description	No. Used
1	75-6870	Hose - Suction	1	11	237-30	O-Ring	2
2	2412-34	Clamp - Hose	1	12	93-3642	Tube - Hydraulic	1
3	354-78	Fitting - Hydraulic (Incl. Ref. #19)	1	13	93-3643	Tube - Hydraulic	1
4	323-12	Screw - Cap Hex. Hd.	2	14	75-6240	Hose - Hydraulic	1
5	3253-5	Washer - Lock	2	15	237-22	O-Ring	1
6	93-3604	Gasket	1	16	340-3	Fitting - Hydraulic Straight (Incl. Ref. #15 & 17)	1
7	93-1396	Coupler - Trans.	1	17	237-79	O-Ring	3
8	75-4400	Adaptor - Transmission	1	18	93-1376	Assembly - Pump, Gear	1
9	237-163	O-Ring	1	19	237-146	O-Ring	1
10	340-4	Fitting - Hydraulic Straight (Incl. Ref. #11 & 17)	2				



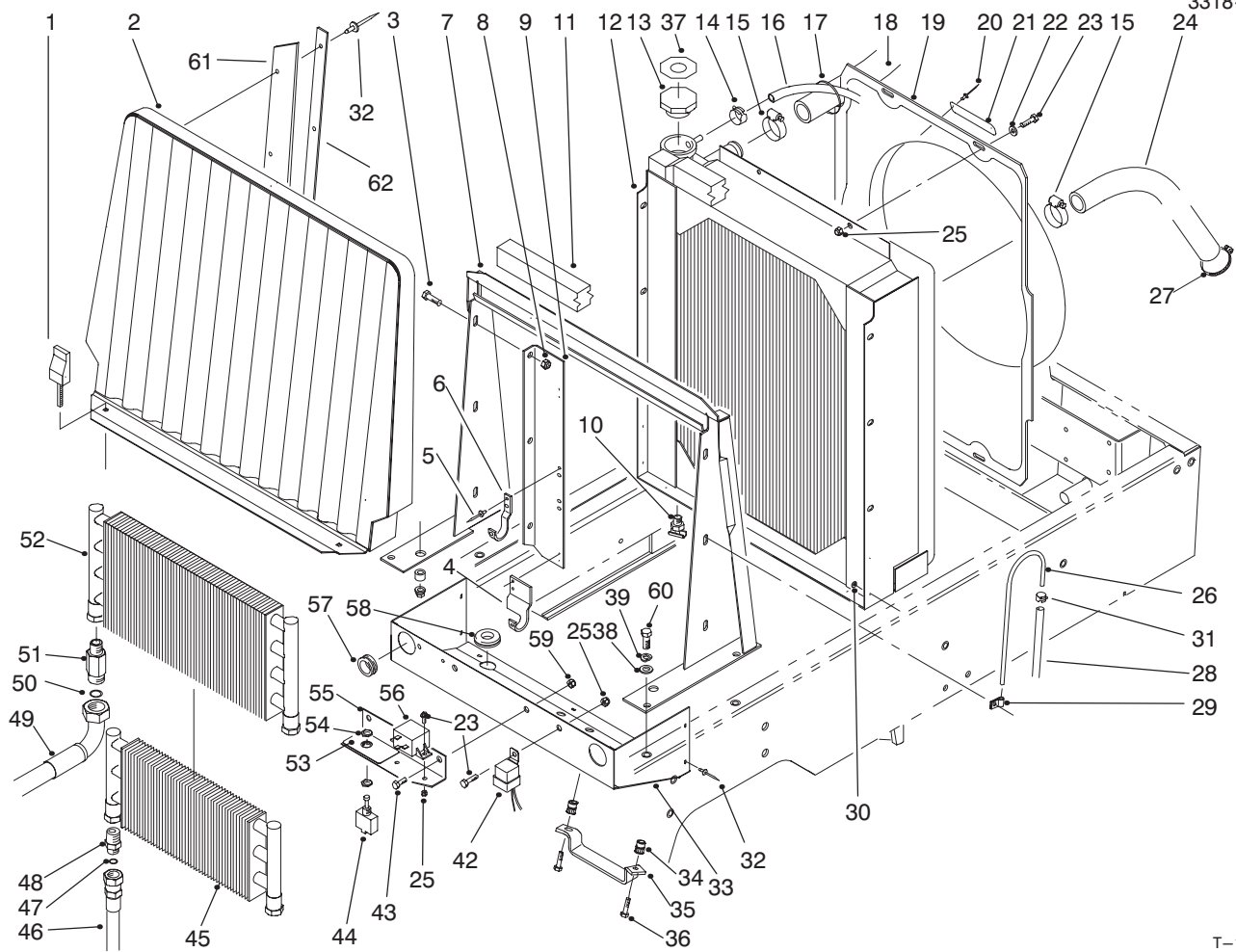
T-1935-1

HYDRAULIC PUMP NO. 93-1376

Ref. No.	Part No.	Description	No. Used
1		Ring - Retaining	1
2		Seal - Shaft	1
3		Flange	1
4	93-4278	Pin - Dowel	4
5		Housing	1
6		O-Ring	2
7		Gear - Idler	1
8		Gear - Drive	1
9	93-4280	Coupling	2
10		Bearing	2
11		E-Seal	2
12		Ring - Backup	2
13	93-4279	Plate - Distance	2
14		Housing	1
15		Gear - Idler	1
16		Gear - Idler	1
17	93-4283	Bolt	4

Ref. No.	Part No.	Description	No. Used
18	93-4282	Block - Valve	1
19	93-4277	Kit - Valve	1
20		Gear - Idler	1
21		Housing	1
22	93-4281	Pin - Dowel	4
*	93-4268	Kit - Flange (Incl. Ref. #1-3)	1
*	93-4269	Kit - Housing, Section 1 (Incl. Ref. #6, 7, 10-12, 14 & 15)	1
*	93-4270	Kit - Housing, Section 2 (Incl. Ref. #5-8, & 10-12)	1
*	93-4271	Kit - Housing, Section 3 (Incl. Ref. #6, 10-12, 16, & 20-21)	1
*	93-4272	Kit - Individual Pieces (Incl. Ref. #2, 6, 11, & 12)	1

*Not Illustrated



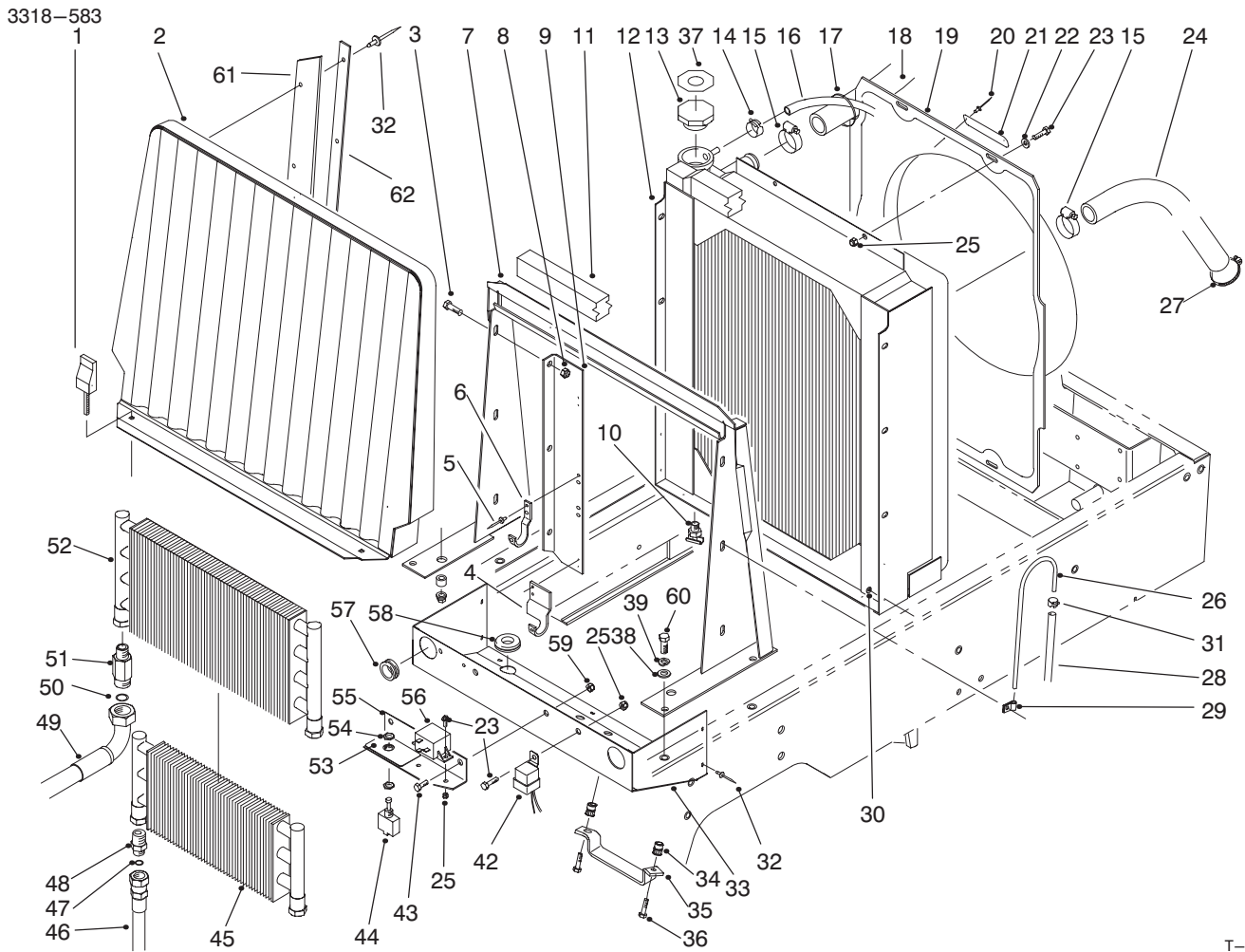
T-1886-1

RADIATOR ASSEMBLY

Ref. No.	Part No.	Description	No. Used
1	93-1374	Latch - Swell	2
2	93-0032	Housing - Front Screen	1
3	3234-5	Screw - Whiz Lock	6
4	93-0090	Bracket - Mount RH, Cooler	1
*	93-0089	Bracket - Mount LH, Cooler	1
5	3269-15	Rivet - Pop	8
6	75-0930	Hook - Oil Cooler	4
7	93-0038	Support - Radiator	1
8	32128-20	Nut - Whiz	6
9	93-0030	Asm. - Cooler Mount R.H. (Incl. Ref. #4-6)	1
*	93-0071	Asm. - Cooler Mount L.H. (Incl. Ref. #*4-6)	1
10	304-46	Drain - Radiator	1
11	93-0005	Strip - Foam, Top	1
12	93-0020	Radiator	1
13	66-3240	Cap - Radiator	1
14	92-2379	Clamp - Hose	2
15	2412-34	Clamp - Hose	2
16	75-2851	Hose - Expansion Tank	1
17	3290-378	Tie - Cable	1
18	93-0023	Hose - Radiator Upper	1
19	93-0022	Shroud - Fan	1
20	3290-271	Rivet - Pop	2

Ref. No.	Part No.	Description	No. Used
21	76-8750	Plate - Caution	1
*	93-6681	Plate - Caution (Europe)	1
22	3256-22	Washer - Flat	4
23	321-4	Screw - Cap Hex. Hd.	7
24	93-0024	Hose - Radiator Lower	1
25	3296-42	Nut - Lock	7
26	66-3180	Tube - Vent	1
27	2412-3	Clamp - Hose	2
28	75-4701	Hose - Fuel Vent	1
29	2412-103	Clamp - R	2
30	3269-10	Washer - Back-up	7
31	2412-108	Clamp - Hose	1
32	3269-13	Rivet - Pop	17
33	93-0025	Shield - Radiator	1
34	32148-7	Nut - Clinch	2
35	93-3626	Bracket - Hose	1
36	322-4	Screw - Cap Hex. Hd.	2
37	93-7840	Decal - Radiator Cap (Europe)	1
38	3256-23	Washer - Flat	4
39	3253-4	Washer - Lock	4
42	63-7590	Relay - Starter	1
43	322-2	Screw - Cap Hex. Hd.	2
44	75-1020	Switch - Backlap (Incl. Ref. #54)	1

*Not Illustrated

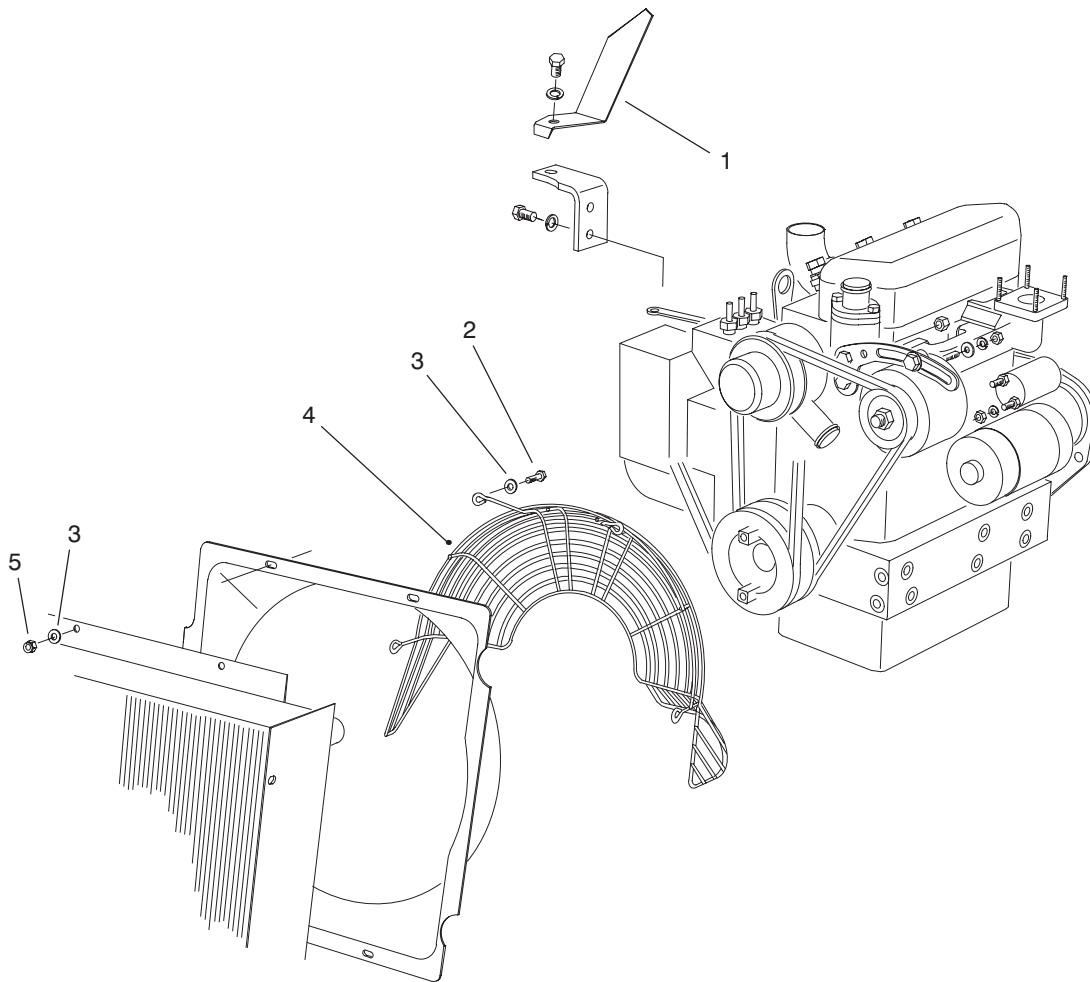


T-1886-1

RADIATOR ASSEMBLY (Continued)

Ref. No.	Part No.	Description	No. Used	Ref. No.	Part No.	Description	No. Used
45	24-0760	Exchanger - Heat	1	53	75-0750	Decal - Backlap	1
46	93-0076	Hose - Trans. to Cooler	1	*	93-6684	Decal - Backlap (Europe)	1
*	93-0075	Hose - Trans. to Cooler	1	*	84-3260	Decal - Backlap (Japan)	1
47	237-22	O-Ring	2	54	218-498	Nut - Lock	2
48	340-124	Fitting - Straight	2	55	75-3390	Bracket - Backlap	1
49	93-0077	Hose - Cooler, R.H.	1	56	66-8800	Relay - Glow Plug	1
*	93-0078	Hose - Cooler, L.H.	1	57	240-3	Grommet	2
50	237-65	O-Ring	2	58	93-0082	Grommet	2
51	92-4999	Fitting - Hydraulic 90° (Incl. Ref. #50)	2	59	3296-29	Nut - Lock	2
52	75-1040	Cooler - Oil	1	60	322-5	Screw - Cap Hex. Hd.	4

*Not Illustrated



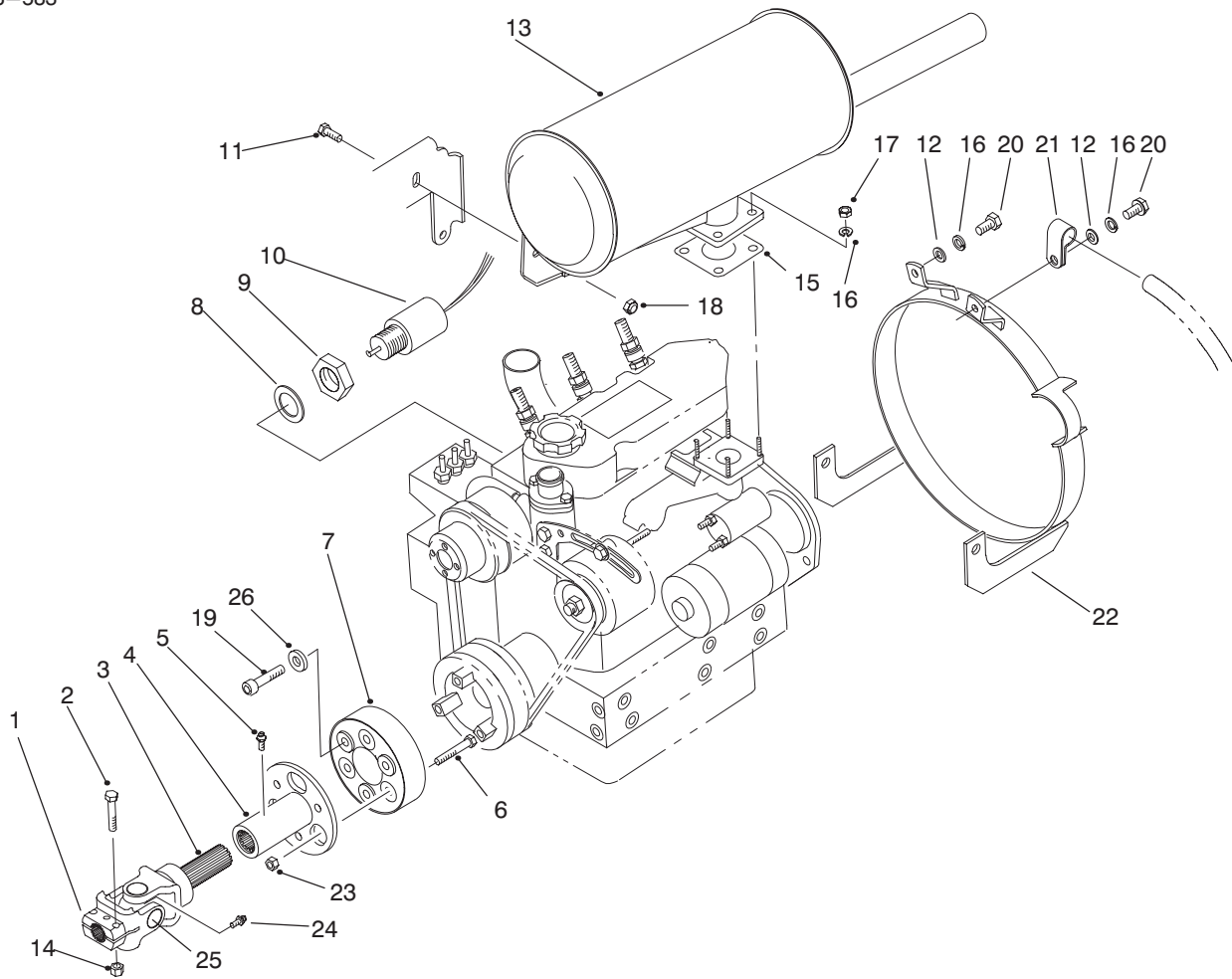
T-2016-1

FAN GUARD & FLYWHEEL SHIELD ASSEMBLY (Europe)

Ref. No.	Part No.	Description	No. Used
1	93-9933	Shield - Flywheel	1
2	321-6	Screw - Cap Hex. Hd.	4
3	3256-22	Washer - Flat	8

Ref. No.	Part No.	Description	No. Used
4	93-7182	Guard - Fan	1
5	3296-42	Nut - Lock	4

PROTOTYPE



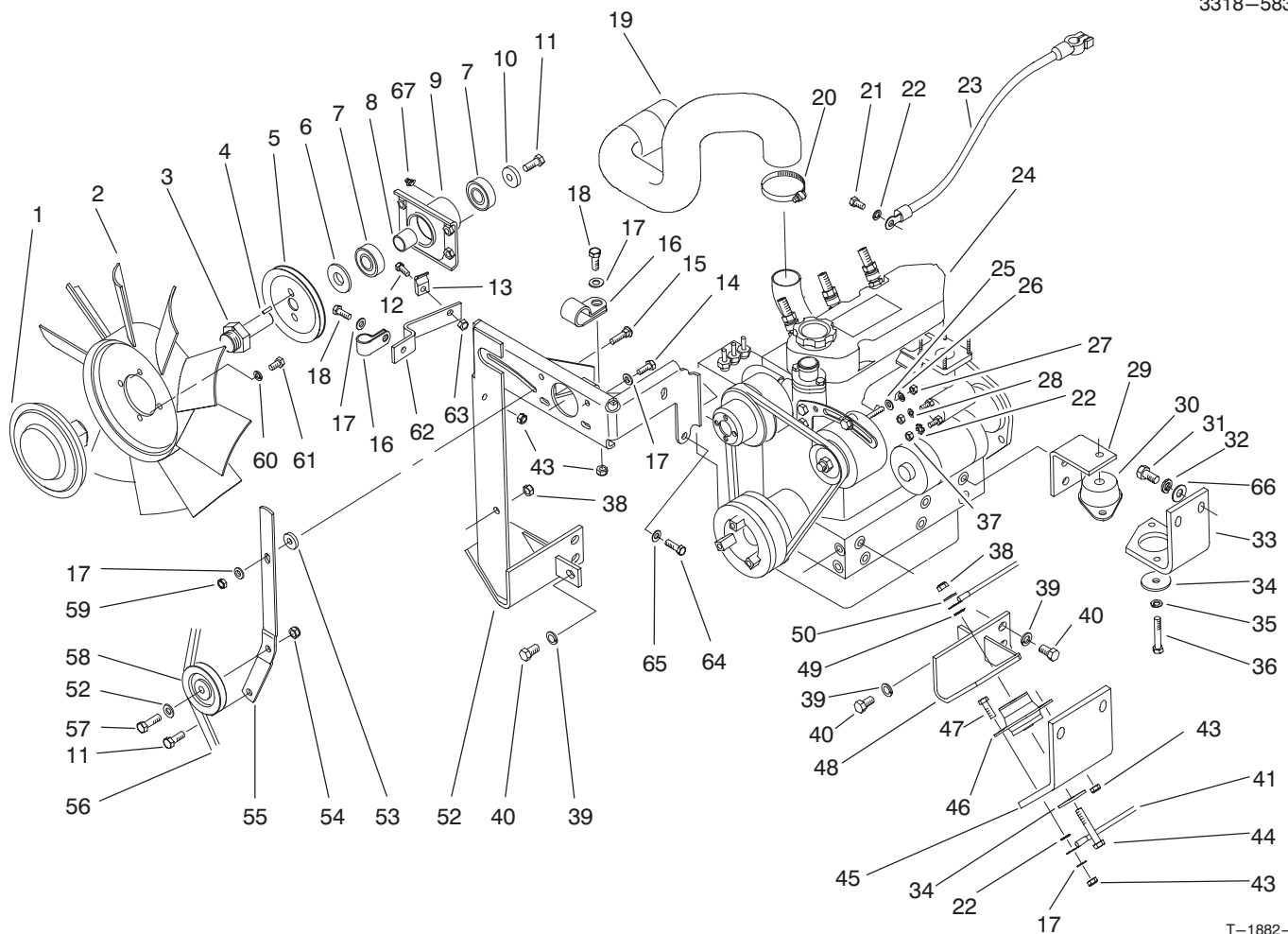
T-1883-2

MUFFLER & PUMP DRIVE ASSEMBLY

Ref. No.	Part No.	Description	No. Used
1	54-9040	Yoke - End	1
2	322-9	Screw - Cap Hex. Hd.	2
3	93-0047	Yoke - Shaft	1
4	93-0045	Yoke - Slip Tube	1
5	302-5	Fitting - Grease	1
6	66-9303	Screw - Cap Hex. Hd.	3
7	86-3040	Coupling - Driveshaft	1
8	43-2740	Gasket	1
9	43-2750	Nut - Lock	1
10	93-3504	Solenoid - Stop	1
11	3234-17	Screw - Cap Hex. Hd.	1
12	3256-70	Washer - Flat	2
13	93-0044	Muffler	1
*	75-6880	Screen - Spark Arrester (Optional)	1

Ref. No.	Part No.	Description	No. Used
14	3296-29	Nut - Lock	2
15	93-3423	Gasket - Muffler	1
16	42-9850	Washer - Lock	6
17	48-7930	Nut - Lock	4
18	32128-20	Nut - Flange Head	1
19	93-9323	Screw - Cap Socket Hd.	3
20	48-7710	Screw - Cap Hex. Hd.	2
21	2412-81	Clamp - R	1
22	93-3644	Guard - Flywheel	1
23	3296-44	Nut - Lock	3
24	62-3820	Fitting - Grease	1
25	54-9180	Kit - U-Joint	1
26	3256-38	Washer - Flat	3
*	93-0047	Assembly - U-Joint (Incl. Ref. 1, 3, & 24-25)	1

*Not Illustrated



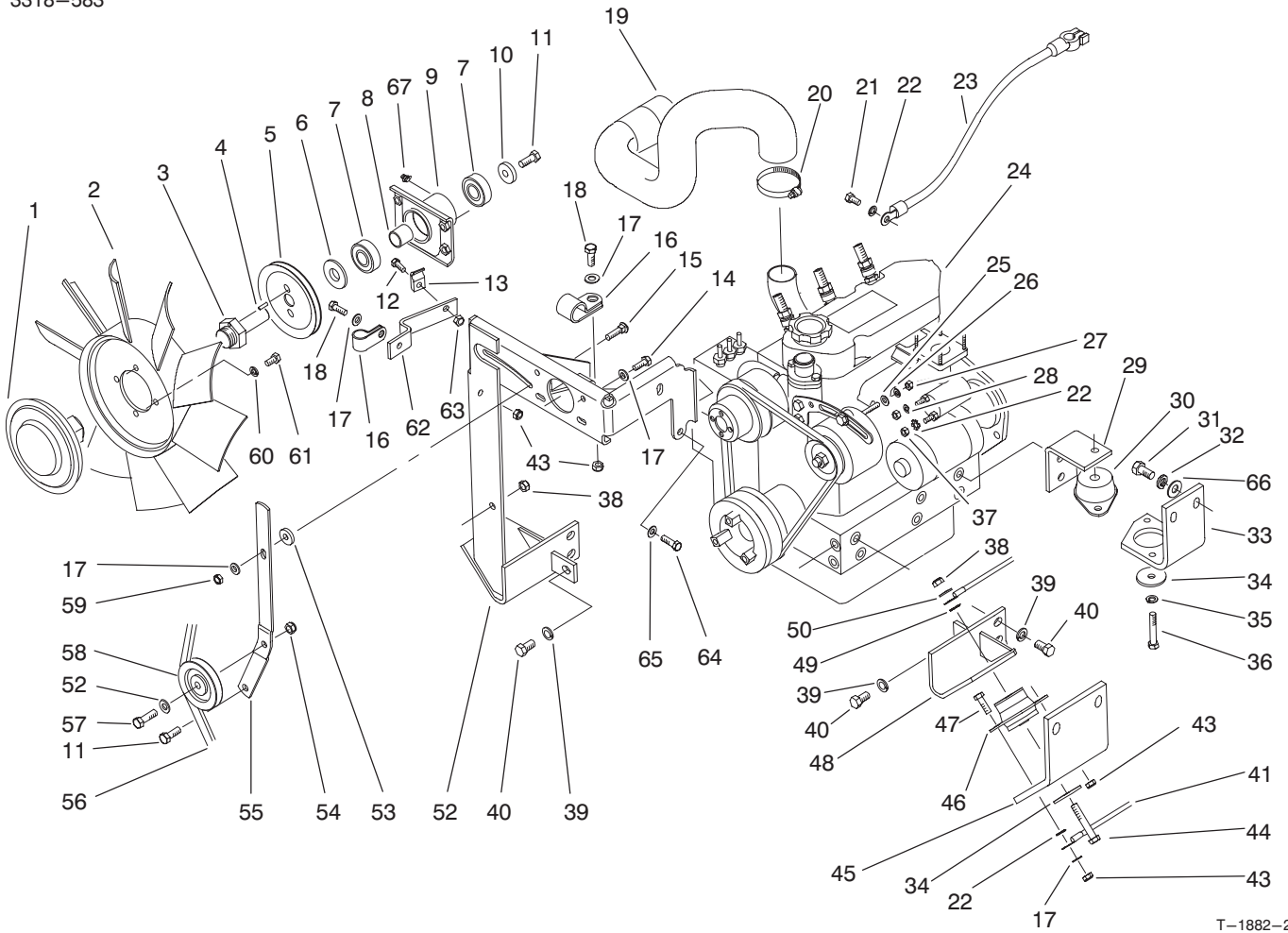
T-1882-1

ENGINE INSTALLATION ASSEMBLY

Ref. No.	Part No.	Description	No. Used
1	74-5520	Clutch -- Fan	1
2	75-3780	Fan	1
3	75-6380	Shaft -- Fan	1
4	32121-2	Pin -- Roll	2
5	75-6390	Pulley -- Fan	1
6	47-0110	Spacer -- Spindle	1
7	251-318	Bearing -- Ball	2
8	75-5310	Spacer -- Bearing	1
9	75-4450	Hub -- Fan Drive	1
10	67-1630	Spacer -- Fan	1
11	323-6	Screw -- Cap Hex. Hd.	2
12	321-4	Screw -- Cap Hex. Hd.	1
13	3-6657	Clamp -- Cable	1
14	322-3	Screw -- Cap Hex. Hd.	4
15	3230-2	Bolt -- Carriage	1
16	2412-4	Clamp	2
17	3256-23	Washer -- Flat	6
18	322-4	Screw -- Cap Hex. Hd.	2
19	93-0048	Hose -- Air Cleaner	1
20	2412-92	Clamp -- Hose	1
21	48-7700	Screw -- Cap Hex. Hd.	1
22	3255-8	Washer -- Lock	2
23	75-1360	Cable -- Battery (Ground)	1
24	93-0049	Assembly -- Engine	1
25	3256-78	Washer -- Flat	1

Ref. No.	Part No.	Description	No. Used
26	43-5930	Washer -- Lock	1
27	48-7890	Nut -- Hex.	1
28	42-9850	Washer -- Lock	2
29	93-0050	Bracket -- Engine L.H. Rear	1
*	93-0063	Bracket -- Engine R.H. Rear	1
30	93-0092	Mount -- Rubber, Rear	2
31	325-4	Screw -- Cap Hex. Hd.	8
32	3253-7	Washer -- Lock	8
33	93-0093	Bracket -- Eng. Left Rear	1
*	93-3621	Bracket -- Eng. Right Rear	1
34	63-7400	Washer -- Flat	4
35	3253-21	Washer -- Lock	1
36	323-12	Screw -- Cap Hex. Hd.	1
37	57-6390	Nut -- Lock	2
38	3296-39	Nut -- Lock	4
39	48-8070	Washer -- Lock	10
40	42-9250	Screw -- Cap Hex. Hd.	8
41	70-8220	Cable -- Ground	1
43	3296-29	Nut -- Lock	10
44	323-14	Screw -- Cap Hex. Hd.	3
45	93-0095	Bracket -- Eng. Front	2
46	53-9680	Mount -- Engine	2
47	322-6	Screw -- Cap Hex. Hd.	8
48	93-0051	Bracket -- Engine L.H. Front	1
49	3255-9	Washer -- Lock E.T.L.W.	1

*Not Illustrated

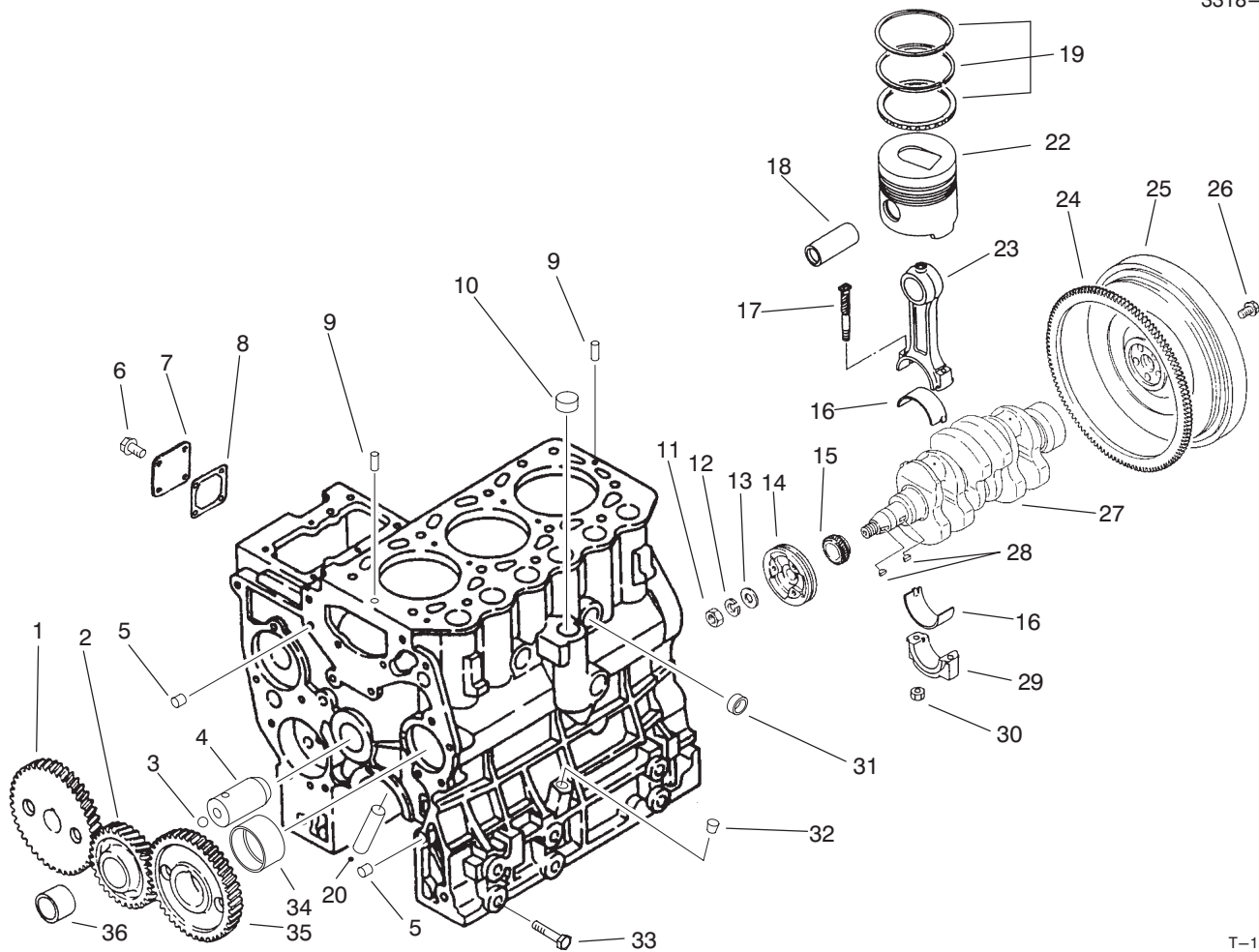


T-1882-2

ENGINE INSTALLATION ASSEMBLY (Continued)

Ref. No.	Part No.	Description	No. Used
50	3256-24	Washer - Flat	4
52	93-0054	Bracket - Fan	1
53	27-9560	Spacer	1
54	3296-59	Nut - Lock	1
55	93-0043	Bracket - Fan Idler	1
56	93-0062	Belt - V	1
57	323-7	Screw - Cap Hex. Hd.	1
58	63-8140	Pulley - Idler	1
59	32149-1	Nut - Lock	1

Ref. No.	Part No.	Description	No. Used
60	3253-4	Washer - Lock	4
61	322-2	Screw - Cap Hex. Hd.	4
62	93-0074	Support - Cable	1
63	3296-42	Nut - Lock	1
64	42-9300	Screw - Cap Hex. Hd.	1
65	42-9600	Washer - Lock	1
66	3256-40	Washer - Flat	2
67	302-10	Fitting - Grease 45°	1



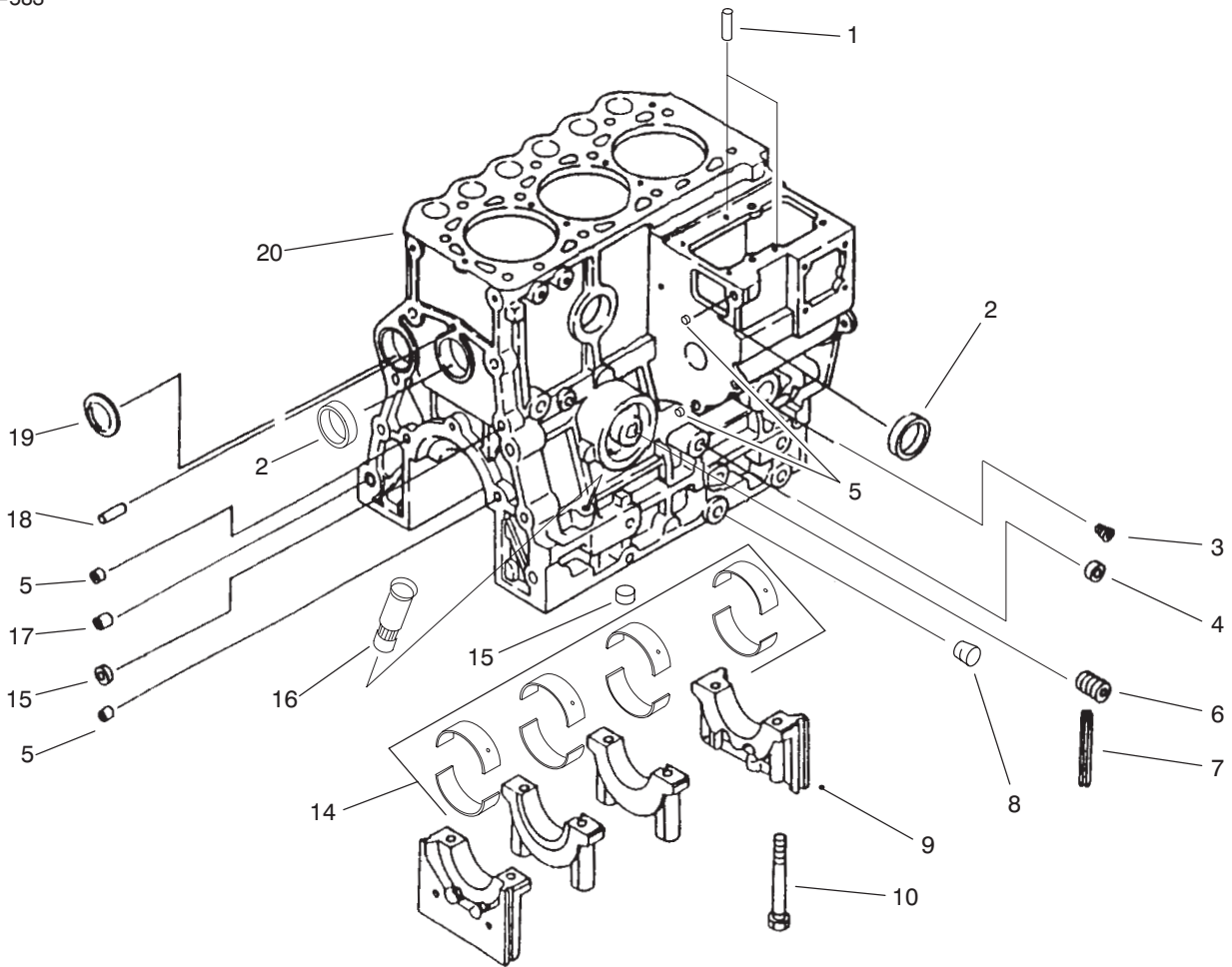
T-1892-1

TIMING GEAR, PISTON, FLYWHEEL & CRANKSHAFT

Ref. No.	Part No.	Description	No. Used
1	93-3351	Gear - Pump, Injection	1
2	93-3352	Assembly - Idler, Gear (Incl. Ref. #36)	1
3	93-3364	Ball - Steel	1
4	93-3363	Assembly - Shaft, Idler (Incl. Ref. #3)	1
5	42-7190	Bushing	2
6	42-9440	Bolt W/Washer	4
7	93-3360	Cover	1
8	93-3361	Gasket - Cover	1
9	93-3365	Pin - Dowel	2
10	93-3366	Cap - Sealing	1
11	93-3356	Nut	1
12	93-3355	Washer - Spring	1
13	42-9810	Washer - Plain	1
14	93-3357	Pulley - Crankshaft	1
15	93-3359	Gear - Crankshaft	1
16	93-3370	Bearing - Con-Rod	6
17	93-3373	Bolt - Connecting	6
18	93-3374	Pin - Piston	3
19	93-3375	Ring Set - Piston	3
20	93-3596	Pipe - Oil Inlet	3

Ref. No.	Part No.	Description	No. Used
22	93-3376	Piston - Std.	3
*	93-3377	Piston - O.S. 0.25	3
*	93-3378	Piston - O.S. 0.50	3
23	93-3371	Asm. - Rod, Connecting (Incl. Ref. #16, 17 & 29-30)	3
24	43-1810	Ring - Gear	1
25	93-3358	Assembly - Sub, Flywheel (Incl. Ref. #24)	1
26	54-8670	Bolt	4
27	93-3354	Crankshaft	1
28	42-7730	Key - Woodruff	2
29		Cap - Rod, Connecting	3
30	93-3372	Nut	6
31	93-3369	Cap - Sealing	2
32	93-3367	Plug - Taper	1
33	93-3368	Bolt	4
34	93-3362	Bushing - Camshaft	1
35	93-3350	Gear - Camshaft	1
36	93-3353	Bushing - Idler	1
*	93-3379	Set - Ring, Piston O.S. 0.25	3
*	93-3380	Set - Ring, Piston O.S. 0.50	3

*Not Illustrated



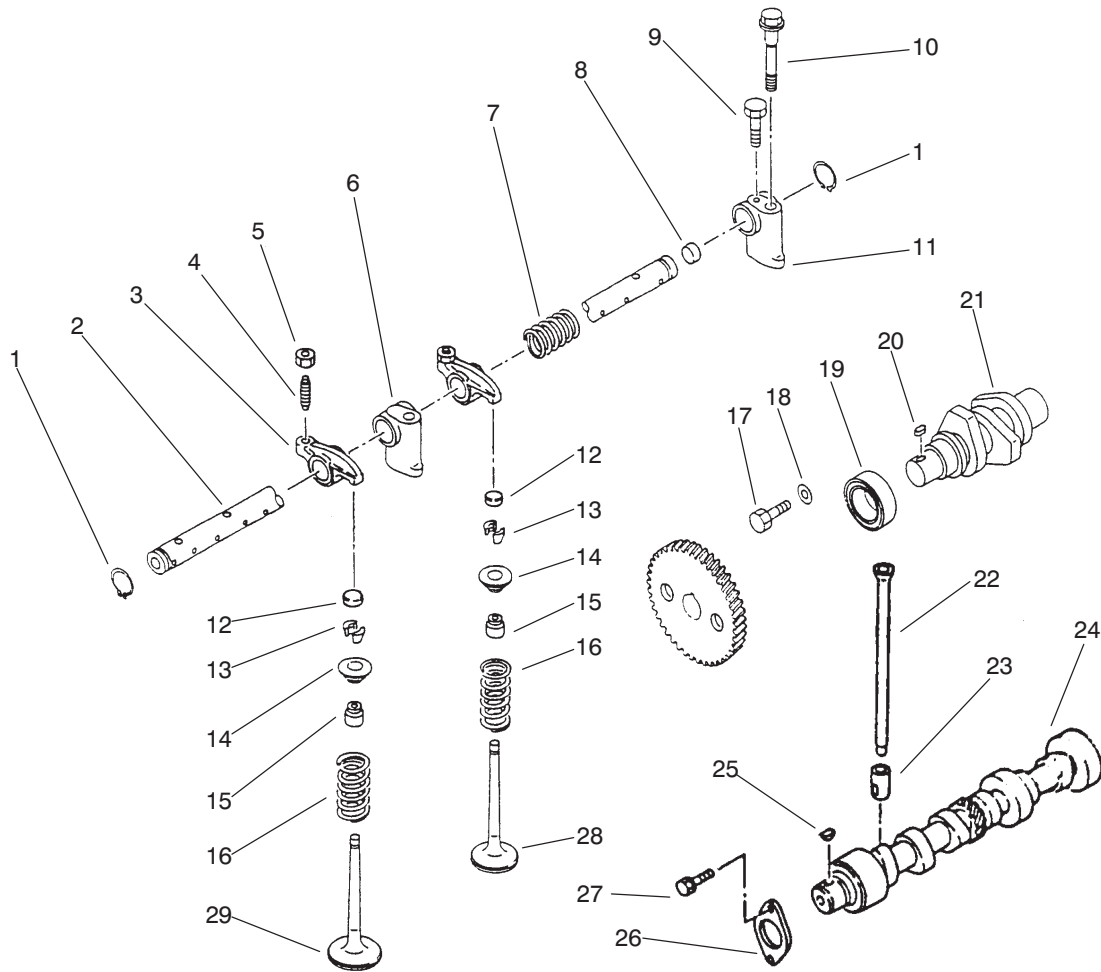
T-1893-1

CYLINDER BLOCK AND BEARING ASSEMBLY

Ref. No.	Part No.	Description	No. Used
1	56-0220	Pin - Dowel	2
2	93-3381	Cap - Sealing	2
3	67-2570	Plug - Taper	1
4	93-3382	Cap - Sealing	1
5	42-7180	Bushing	4
6	56-1230	Shaft	1
7	93-3383	Seal - Side	4
8	56-0100	Plug - Taper	1
9	93-3385	Cap - Metal	1
10	42-9210	Bolt - Cap, Bearing	8

Ref. No.	Part No.	Description	No. Used
14	93-3387	Bearing - Set Std.	1
*	93-3597	Bearing - Set U.S. 0.25 mm	1
*	93-3388	Bearing - Set U.S. 0.50 mm	1
*	93-3389	Bearing - Set U.S. 0.75 mm	1
15	93-3386	Cap - Sealing	3
16	72-6950	Retainer	1
17	42-7200	Bushing	1
18	42-7160	Pin - Dowel	1
19	42-7170	Plug - Expansion	1
20	93-3384	Cylinder Block Assembly (Incl. Ref. # 2, 9, & 10. Also #31, 32, & 34 on Page 36)	1

*Not Illustrated

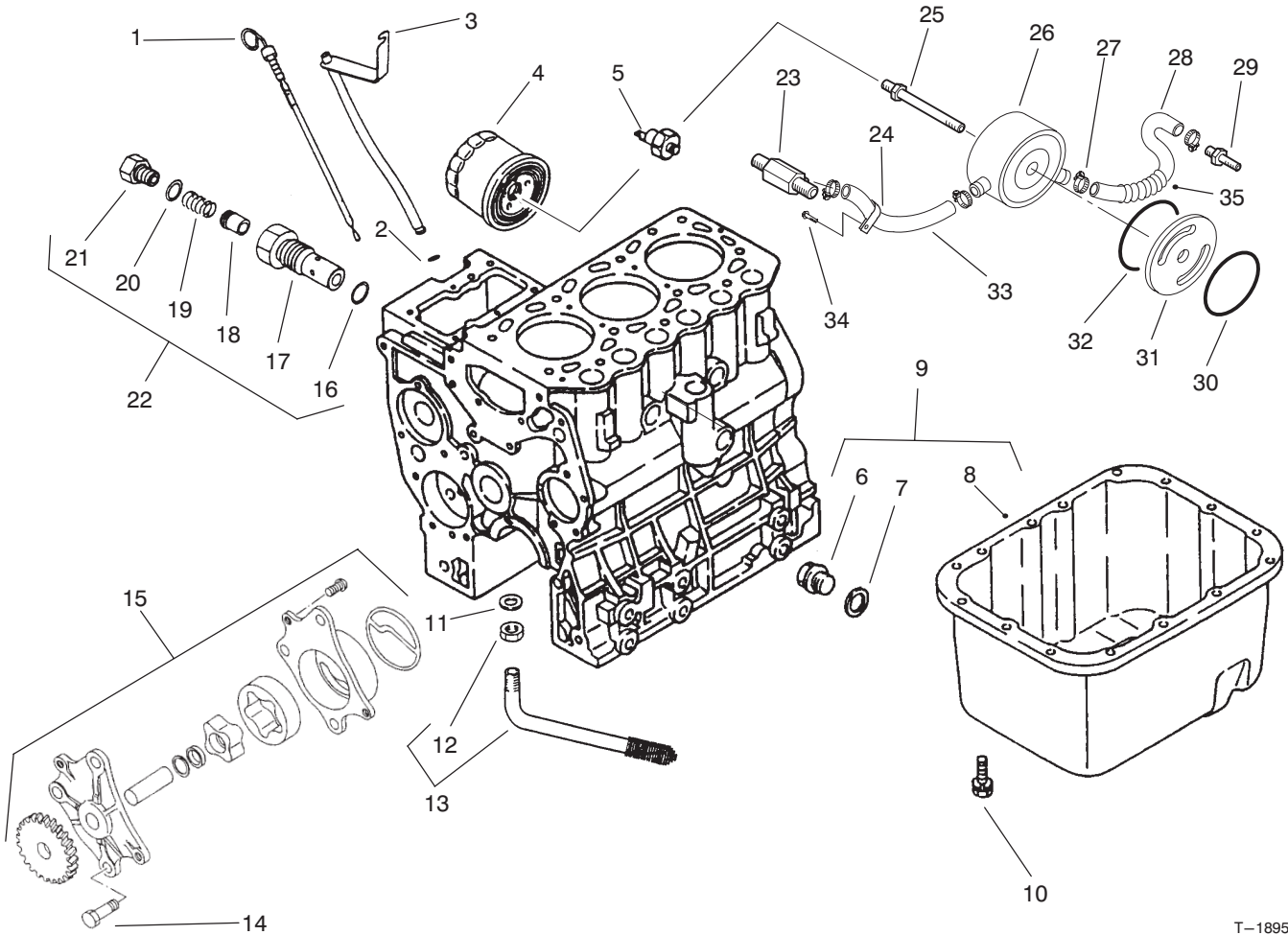


T-1894-1

VALVE, CAMSHAFT AND ROCKER ASSEMBLY

Ref. No.	Part No.	Description	No. Used	Ref. No.	Part No.	Description	No. Used
1	42-7990	Ring - Snap	2	19	93-3409	Bearing	1
2		Shaft - Rocker	1	20	42-7840	Key - Sunk	1
3		Rocker	6	21	93-3408	Shaft - Pump, Fuel Inject.	1
4	93-3401	Screw - Rocker	6	22	93-3411	Rod - Push	6
5	70-2970	Nut - Jam	6	23	42-7890	Tappet	6
6	93-3403	Bracket - Shaft, Rocker	2	24	93-3412	Camshaft	1
7	93-3406	Spring - Rocker	2	25	42-7730	key - Woodruff	1
8	93-3405	Cap - Sealing	2	26	60-7390	Plate - Thrust	1
9	93-3399	Bolt	1	27	67-2340	Bolt W/Washer	2
10	93-3407	Bolt - Bracket, Rocker	3	28	93-3395	Valve - Exhaust	3
11	93-3402	Bracket, Shaft, Rocker	1	29	93-3394	Valve - Inlet	3
12	93-3397	Cap - Valve	6	*	93-3398	Asm. - Rocker & Shaft (Incl. Ref. #1-11)	1
13	42-7860	Seal	6	*	93-3404	Assembly - Shaft (Incl. Ref. #2 & 8)	1
14	67-3100	Retainer	6	*	93-3400	Assembly - Rocker (Incl. Ref. #3-5)	1
15	92-1961	Seal	6				
16	93-3396	Spring - Valve	6				
17	93-3410	Bolt W/Washer	1				
18	42-9820	Washer	1				

*Not Illustrated



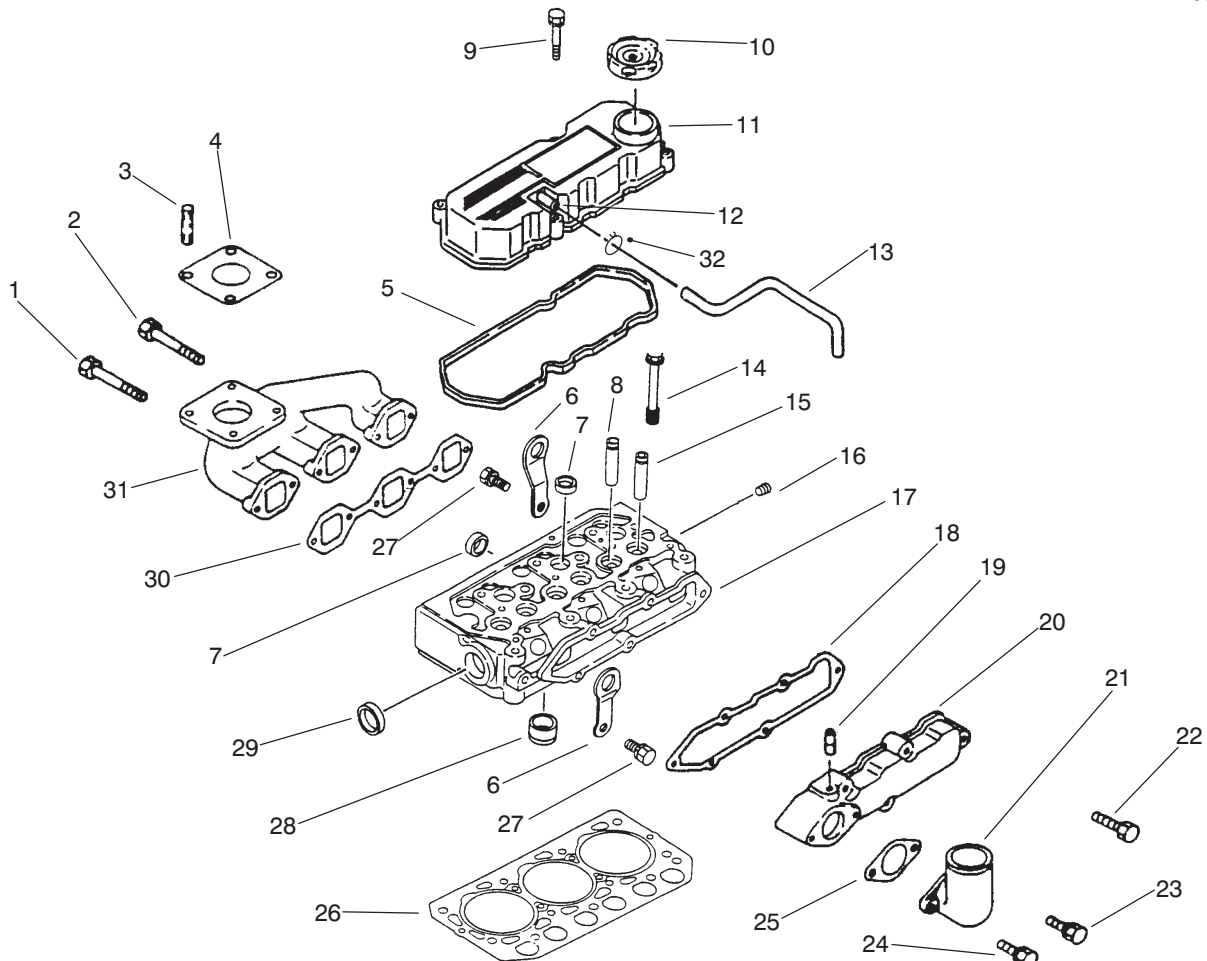
T-1895-1

OIL PAN, PUMP RELIEF VALVE

Ref. No.	Part No.	Description	No. Used
1	93-3418	Gauge - Level, Oil	1
2	42-8830	O-Ring	1
3	93-7013	Guide - Gauge, Oil Level	1
4	93-4295	Assembly - Filter, Oil	1
5	56-1310	Switch - Oil	1
6	92-1920	Plug - Drain	1
7	92-1921	Gasket - Plug, Drain	1
8		Pan - Oil	1
9	93-3422	Assembly - Pan, Oil (Incl. Ref. #6 - 8)	1
10	67-2340	Bolt W/Washer	15
11	93-3414	Gasket	1
12	48-1990	Nut - Jam	1
13	93-3413	Assembly - Strainer (Incl. Ref. #12)	1
14	93-3421	Bolt	3
15	93-3420	Assembly - Pump, Oil	1
16	93-3417	Gasket	1
17	93-3416	Housing	1
18	67-2500	Plunger	1

Ref. No.	Part No.	Description	No. Used
19	42-8930	Spring	1
20	42-7290	Gasket	1
21	67-2520	Plug	1
22	93-3415	Assembly - Valve, Relief (Incl. Ref. #16-21)	1
23	93-4291	Fitting - Pump, Water	1
24	93-4296	Clamp-R	1
25	93-4290	Connector - Cooler	1
26	93-4285	Cooler - Oil, Engine	1
27	93-4297	Clamp - Hose	4
28	93-4289	Hose - Cooler, Outlet	1
29	93-4288	Fitting - Block, Engine	1
30	93-4287	O-Ring	1
31	93-4284	Spacer - Cooler, Engine	1
32	93-4286	O-Ring	1
33	93-4294	Hose - Cooler, Inlet	1
34	42-9440	Bolt with Washer	1
35	93-4292	Cover - Spiral Tube	1
*	93-3599	Gasket - Liquid (for Oil Pan)	1

* Not Illustrated.



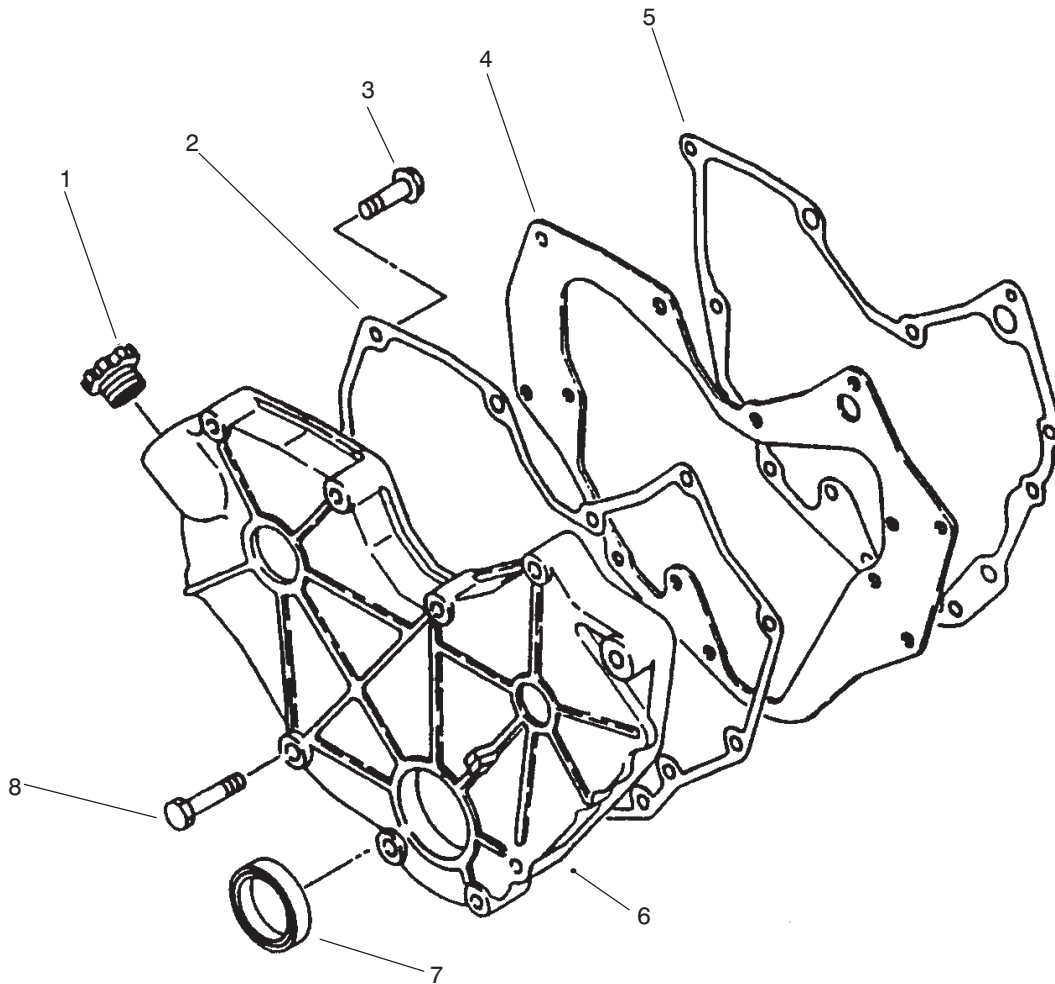
T-1896-1

CYLINDER HEAD, MANIFOLD & COVER ASSEMBLY

Ref. No.	Part No.	Description	No. Used
1	67-4580	Bolt	2
2	60-7280	Bolt	4
3	42-9570	Stud	4
4	93-3423	Gasket	1
5	93-3424	Gasket - Cover, Rocker	1
6	42-7440	Hanger - Engine	2
7	42-7080	Cap - Sealing	5
8	93-3425	Guide - Valve, In	3
9	93-3435	Bolt W/Washer	4
10	42-7420	Cap - Oil	1
11	93-3433	Assy. - Cover, Rocker (Ref. #12)	1
12	42-7510	Pipe	1
13	93-3594	Hose - Breather	1
14	93-3426	Bolt - Head, Cylinder	11
15	93-3427	Guide - Valve	3
16	67-2570	Plug - Taper	1

Ref. No.	Part No.	Description	No. Used
17	93-3428	Cylinder Head Assembly (Ref. #7, 8, 15, 28 & 29)	1
18	93-3434	Gasket - Cover, Inlet	1
19	93-3598	Cap - Sealing	1
20	93-3438	Assy. - Cover, Inlet (Ref. #19)	1
21	93-3440	Pipe - Inlet	1
22	92-2143	Bolt W/Washer	5
23	93-3442	Bolt W/Washer	1
24	93-3443	Bolt W/Washer	1
25	93-3441	Gasket - Pipe, Inlet	1
26	93-3431	Gasket - Head, Cylinder	1
27	93-3432	Bolt W/Washer	2
28	93-3430	Jet - Combustion	3
29	93-3429	Cap - Sealing	1
30	93-3436	Gasket - Exhaust	1
31	93-3437	Asm. - Manifold, Exhaust	1
32	93-3595	Clip - Hose	1

*Not Illustrated



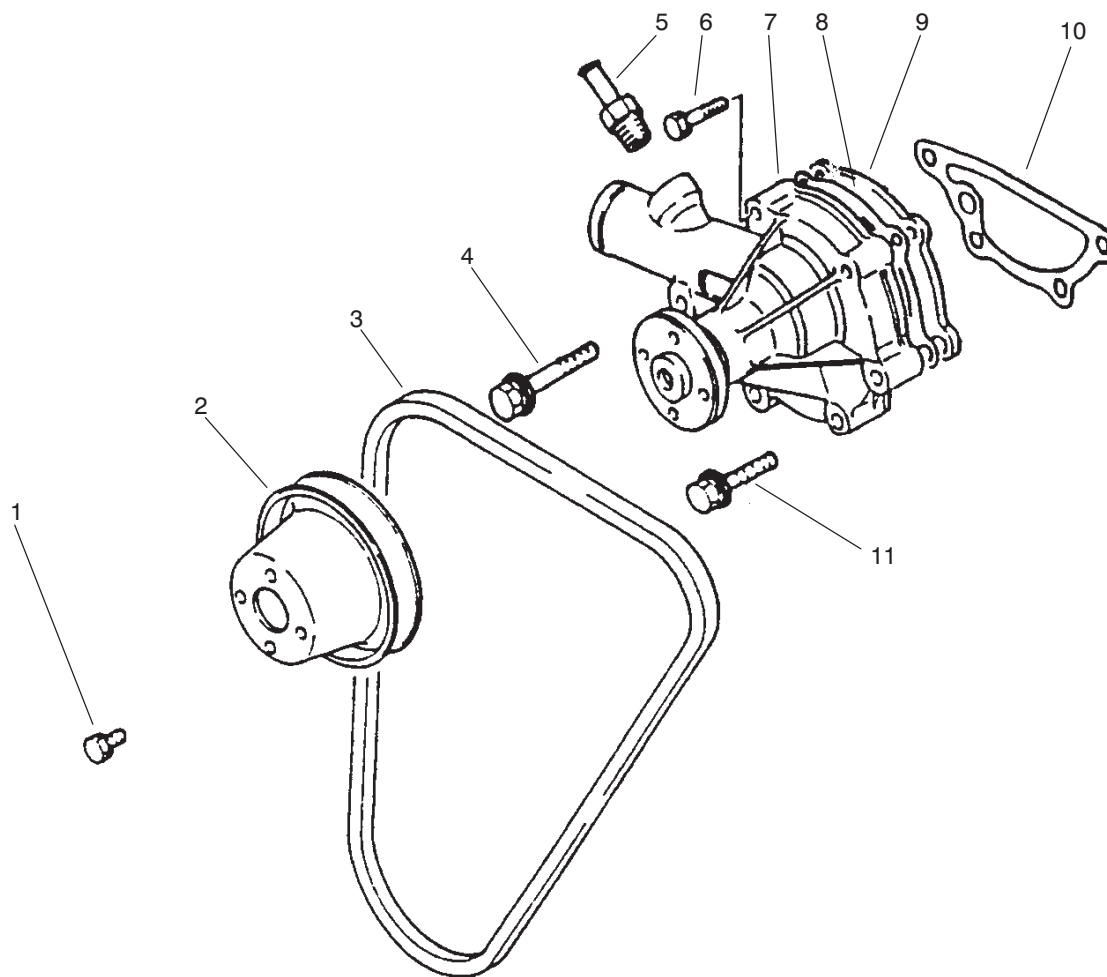
T-1897-1

TIMING GEAR CASE

Ref. No.	Part No.	Description	No. Used
1	93-3444	Cap - Filler	1
2	93-3445	Gasket - Gear	1
3	67-2340	Bolt W/Washer	7
4	93-3446	Plate - Front	1

Ref. No.	Part No.	Description	No. Used
5	93-3447	Gasket - Plate, Front	1
6	93-3448	Case - Gear	1
7	42-7390	Seal - Oil	1
8	93-3449	Bolt	8

PROTOTYPE



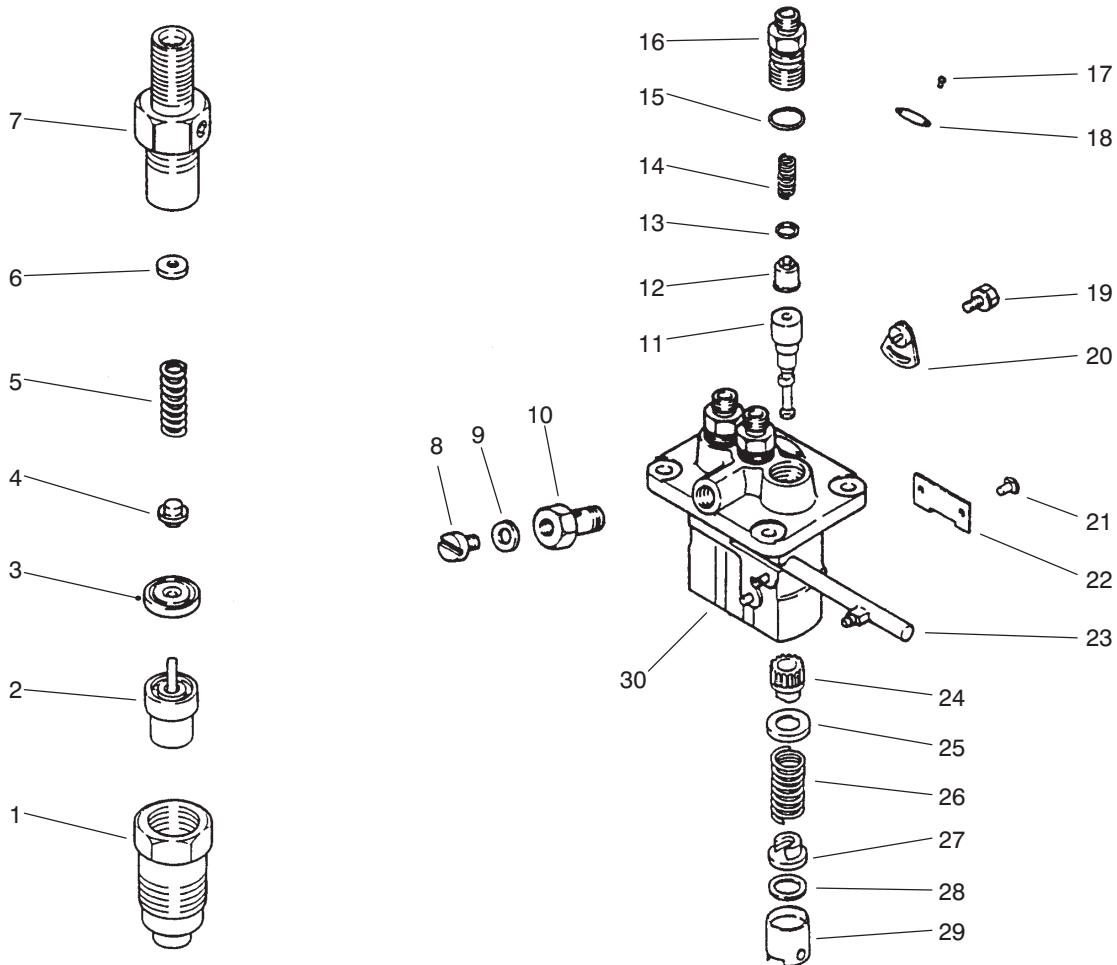
T-1898-1

WATER PUMP ASSEMBLY

Ref. No.	Part No.	Description	No. Used
1	93-3459	Bolt W/Washer	4
2	93-3458	Pulley - Pump, Water	1
3	93-3460	V-Belt	1
4	93-3456	Bolt W/Washer	3
5	93-3452	Joint	1
6	93-3451	Bolt W/Washer	2

Ref. No.	Part No.	Description	No. Used
7	93-3450	Assembly - Pump, Water (Incl. Ref. #5-6 & 8-9)	1
8	93-3453	Gasket	1
9	93-3454	Plate	1
10	93-3455	Gasket - Pump, Water	1
11	93-3457	Bolt W/Washer	1

PROTOTYPE



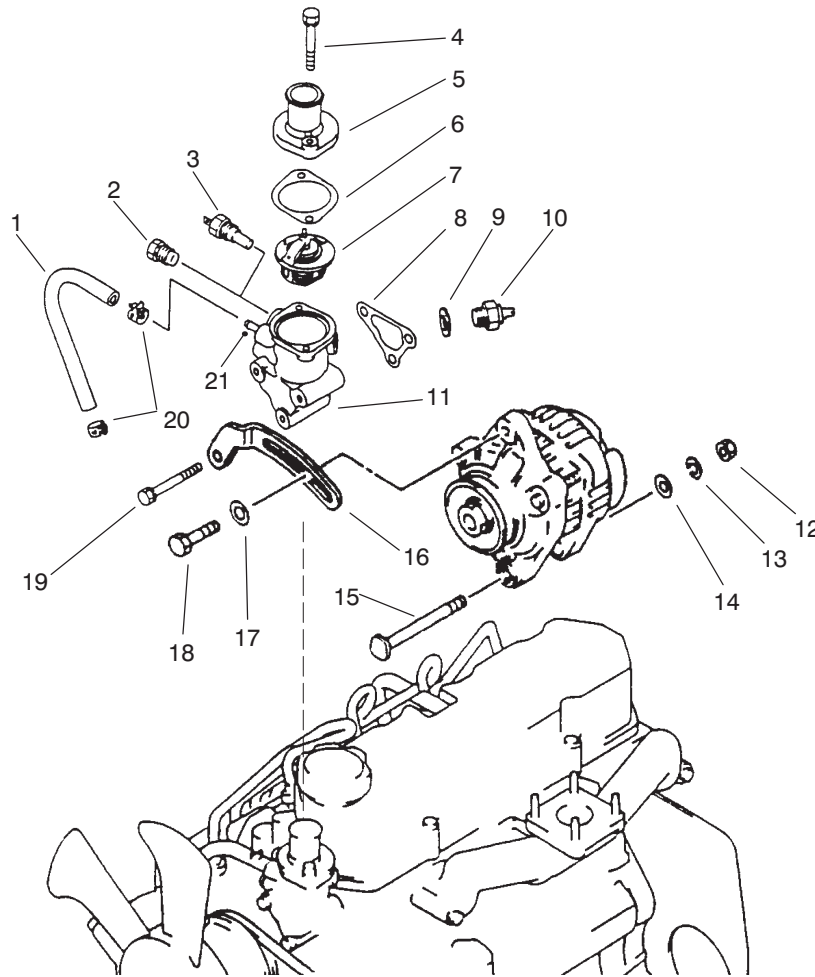
T-1899-1

FUEL INJECTION PUMP ASSEMBLY

Ref. No.	Part No.	Description	No. Used
1	72-0270	Nut - Retaining	3
2	93-3503	Assembly - Nozzle	3
3	72-0280	Piece - Distance	3
4	93-3502	Pin - Pressure	3
5	93-3501	Spring - Pressure	3
6	93-3491	Washer - 1.25 mm	A/R
*	93-3492	Washer - 1.3 mm	A/R
*	93-3493	Washer - 1.35 mm	A/R
*	93-3494	Washer - 1.4 mm	A/R
*	93-3495	Washer - 1.45 mm	A/R
*	93-3496	Washer - 1.5 mm	A/R
*	93-3497	Washer - 1.55 mm	A/R
*	93-3498	Washer - 1.6 mm	A/R
*	93-3499	Washer - 1.65 mm	A/R
*	93-3500	Washer - 1.7 mm	A/R
7	93-3490	Assembly - Sub, Body	3
8	93-3480	Screw - Bleeder, Air	1
9	93-3481	Washer - Union, Pipe	1
10	93-3479	Screw - Hollow	1
11	93-3467	Assembly - Sub, Element	3
12	93-3466	Assembly - Sub, Valve	3
13	93-3465	Gasket - Delivery, Valve	3
14	93-3464	Spring - Delivery, Valve	3
15	93-3474	O-Ring	3
16	93-3463	Holder - Delivery, Valve	3
17	93-3488	Rivet	2

Ref. No.	Part No.	Description	No. Used
18	93-3487	Plate - Name	1
19	93-3478	Bolt - Washer Head	2
20	93-3477	Plate - Adjusting	2
21	93-3475	Pin - Guide, Tappet	3
22	93-3476	Plate	1
23	93-3472	Assembly - Control, Rack	1
24	93-3468	Sleeve - Control	3
25	93-3469	Seat - Spring, Upper	3
26	93-3470	Spring - Plunger	3
27	93-3473	Seat - Spring, Lower	3
28	70-3970	Plate - Shim .6 mm	A/R
*	70-4070	Plate - Shim .2 mm	A/R
*	70-4080	Plate - Shim .3 mm	A/R
*	70-4090	Plate - Shim .4 mm	A/R
*	70-4100	Plate - Shim .5 mm	A/R
*	93-3482	Plate - Shim .25 mm	A/R
*	93-3483	Plate - Shim .35 mm	A/R
*	93-3484	Plate - Shim .45 mm	A/R
*	93-3485	Plate - Shim .55 mm	A/R
*	93-3486	Plate - Shim .65 mm	A/R
29	93-3471	Assembly - Sub, Tappet	3
30	93-3462	Assembly - Sub, Housing	1
*	93-3461	Assembly - Pump, Fuel (Incl. Ref. #8-30)	1
*	93-3489	Assembly - Nozzle & Holder (Incl. Ref. #1-7)	1

*Not Illustrated

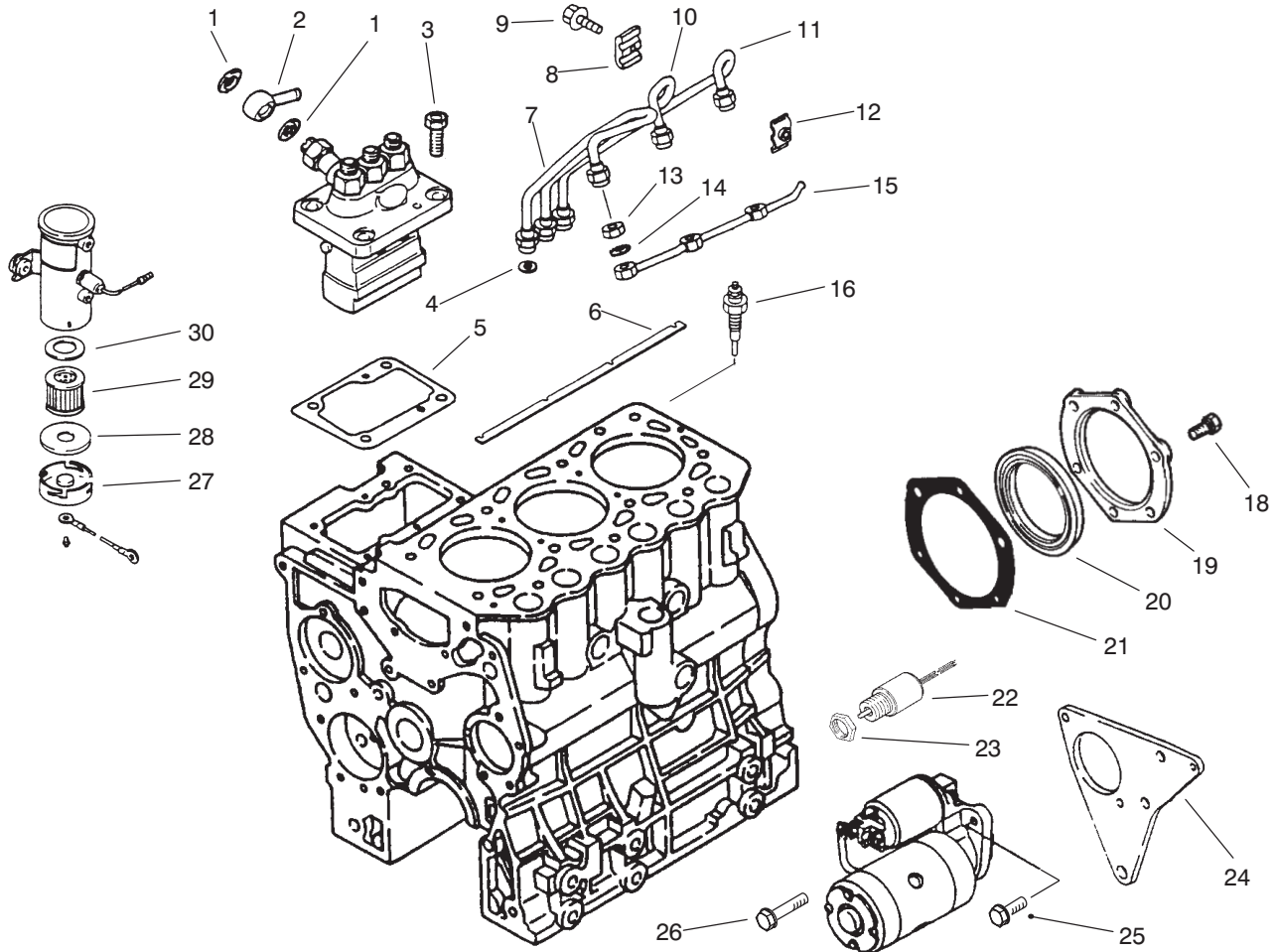


T-1900-1

THERMOSTAT AND ALTERNATOR MOUNT ASSEMBLY

Ref. No.	Part No.	Description	No. Used
1	93-3523	Assembly - Hose, Fuel (Incl. Ref. #20)	1
2	93-3528	Plug	1
3	93-3525	Gauge	1
4	56-2020	Bolt W/Washer	2
5	56-1360	Fitting - Outlet, Water	1
6	42-7550	Gasket	1
7	93-3524	Thermostat	1
8	93-3521	Gasket - Case, Thermostat	1
9	93-3527	Gasket	1
10	93-3526	Switch	1
11	93-3519	Assembly - Case, Therm. (Incl. Ref. #21)	1

Ref. No.	Part No.	Description	No. Used
12	93-3509	Nut	1
13	93-3510	Washer - Spring	1
14	93-3511	Washer - Plain	1
15	93-3512	Bolt - Alternator	1
16	93-3508	Plate - Adjusting	1
17	54-8660	Washer	1
18	67-4660	Bolt - Flange Head	1
19	93-3522	Bolt W/Washer	3
20	56-1400	Clip	2
21	93-3520	Pipe	1



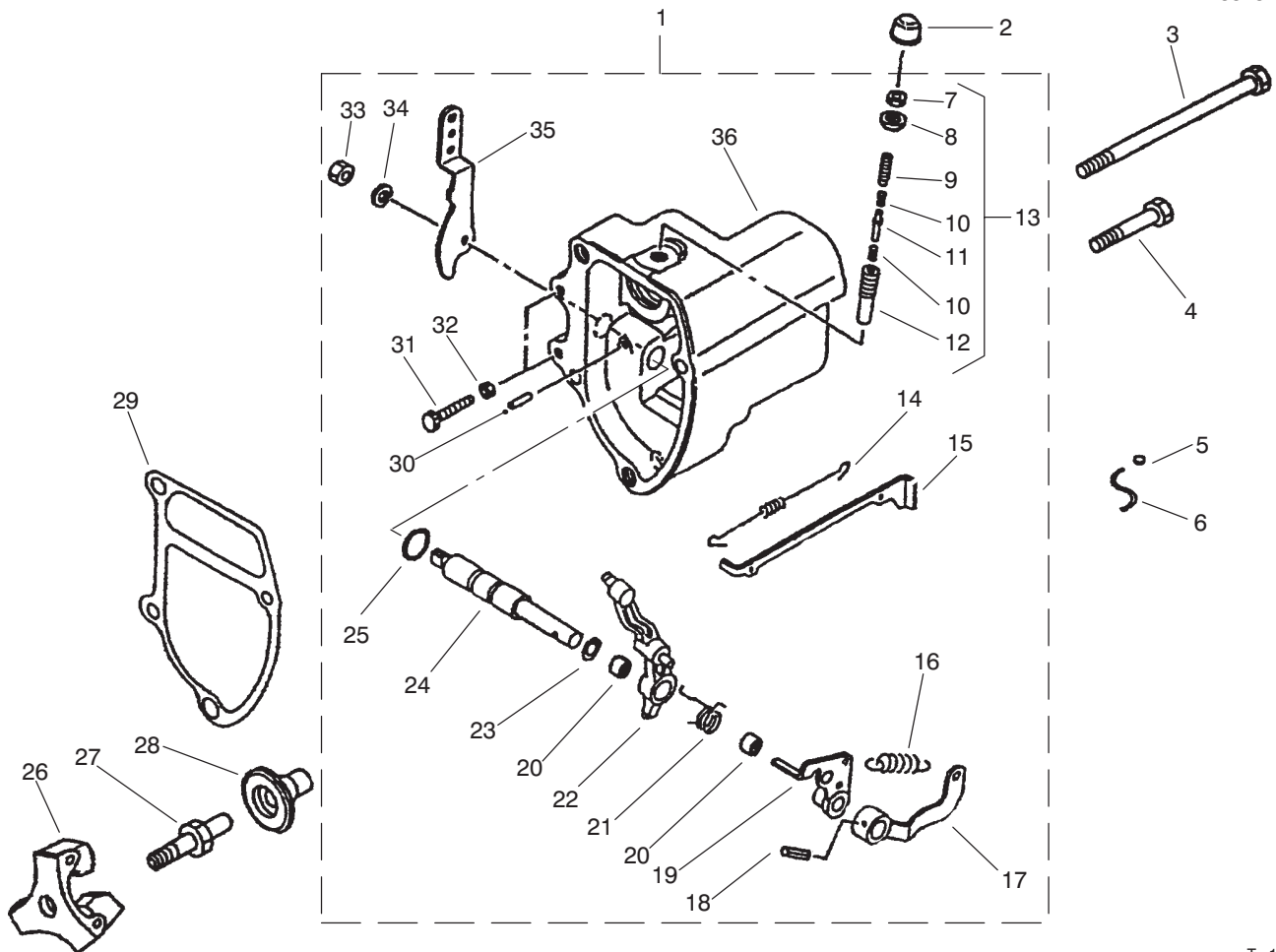
T-1901-1

FUEL AND STARTER SYSTEM ASSEMBLY

Ref. No.	Part No.	Description	No. Used
1	42-9830	Washer - Seal	2
2	93-3518	Nipple - Swivel	1
3	93-3517	Bolt	4
4	67-3390	Gasket - Holder	3
5	42-8010	Shim - 0.2 mm	A/R
*	42-8020	Shim - 0.3 mm	A/R
*	42-8030	Shim - 0.4 mm	A/R
*	42-8040	Shim - 0.5 mm	A/R
*	42-8050	Shim - 0.6 mm	A/R
*	42-8060	Shim - 0.7 mm	A/R
*	42-8070	Shim - 0.8 mm	A/R
*	42-8080	Shim - 0.9 mm	A/R
*	42-8090	Shim - 1.0 mm	A/R
6	93-3507	Plate - Connection	1
7	93-3513	Pipe - Injector No.1	1
8	56-0750	Clamp A	2
9	43-2860	Bolt W/Washer	2
10	93-3514	Pipe - Injector No.2	1
11	93-3515	Pipe - Injector No.3	1
12	56-0760	Clamp B	2

Ref. No.	Part No.	Description	No. Used
13	67-3430	Nut	3
14	67-3440	Gasket - Return, Fuel	3
15	93-3516	Pipe - Leak Off, Fuel	1
16	93-3506	Plug - Glow	3
18	93-3393	Bolt	5
19	93-3390	Case - Seal, Oil	1
20	93-3392	Seal - Oil	1
21	93-3391	Gasket - Seal, Oil	1
22	93-3504	Assembly - Solenoid	1
23	43-2750	Nut	1
24	93-3505	Bracket - Starter	1
25	42-9240	Bolt W/Washer	3
26	67-2440	Bolt W/Washer	2
27	43-2580	Magnet	1
28	43-2560	Gasket	1
29	43-2550	Filter	1
30	43-2570	Gasket	1
*	53-8150	Assembly - Pump, Electric (Incl. Ref. #27-30)	1

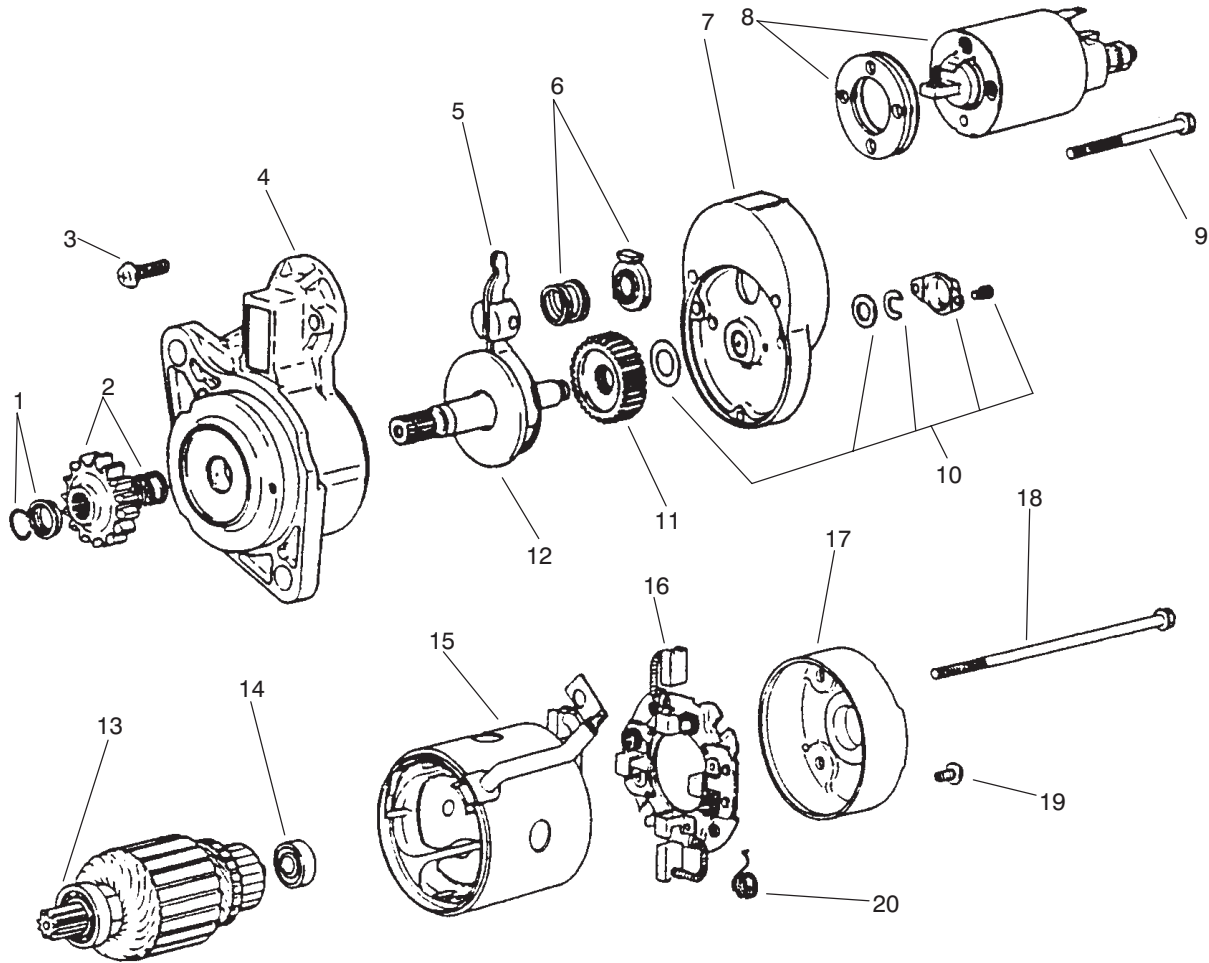
*Not Illustrated



T-1902-1

GOVERNOR

Ref. No.	Part No.	Description	No. Used	Ref. No.	Part No.	Description	No. Used
1	93-3529	Assembly - Case, Governor	1	19	93-3543	Lever - Tension	1
2	67-4240	Cap	1	20	42-7310	Bearing - Needle	2
3	93-3554	Bolt - Case, Governor	1	21	93-3538	Spring - Start	1
4	93-3553	Bolt	3	22	93-3544	Lever - Governor	1
5	42-8690	Metal	1	23	93-3539	Shim - Shaft, Governor	1
6	93-3552	Wire	1	24	93-3545	Shaft - Governor	1
7	67-4180	Nut	1	25	93-3531	O-Ring	1
8	67-4200	Nut	1	26	93-3549	Shaft - Sleeve, Sliding	1
9	67-4220	Screw - Adjusting	1	27	93-3550	Sleeve - Sliding	1
10	93-3537	Spring - Torque	2	28	93-3551	Weight	1
11	93-3536	Stopper	1	29	93-3548	Gasket - Case, Governor	1
12	67-4210	Case	1	30	42-8810	Pin - Grooved	1
13	93-3535	Spring Set - Torque (Incl. Ref. #7-12)	1	31	93-3533	Bolt - Speed Set	2
14	93-3547	Spring - Rod, Tie	1	32	67-4290	Nut	2
15	93-3546	Rod - Tie	1	33	93-3532	Nut - Jam	1
16	93-3534	Spring - Governor	1	34	67-3260	Washer - Spring	1
17	93-3542	Lever - Spring, Governor	1	35	93-3540	Lever - Speed	1
18	93-3530	Pin - Spring	1	36	93-3541	Case - Governor	1



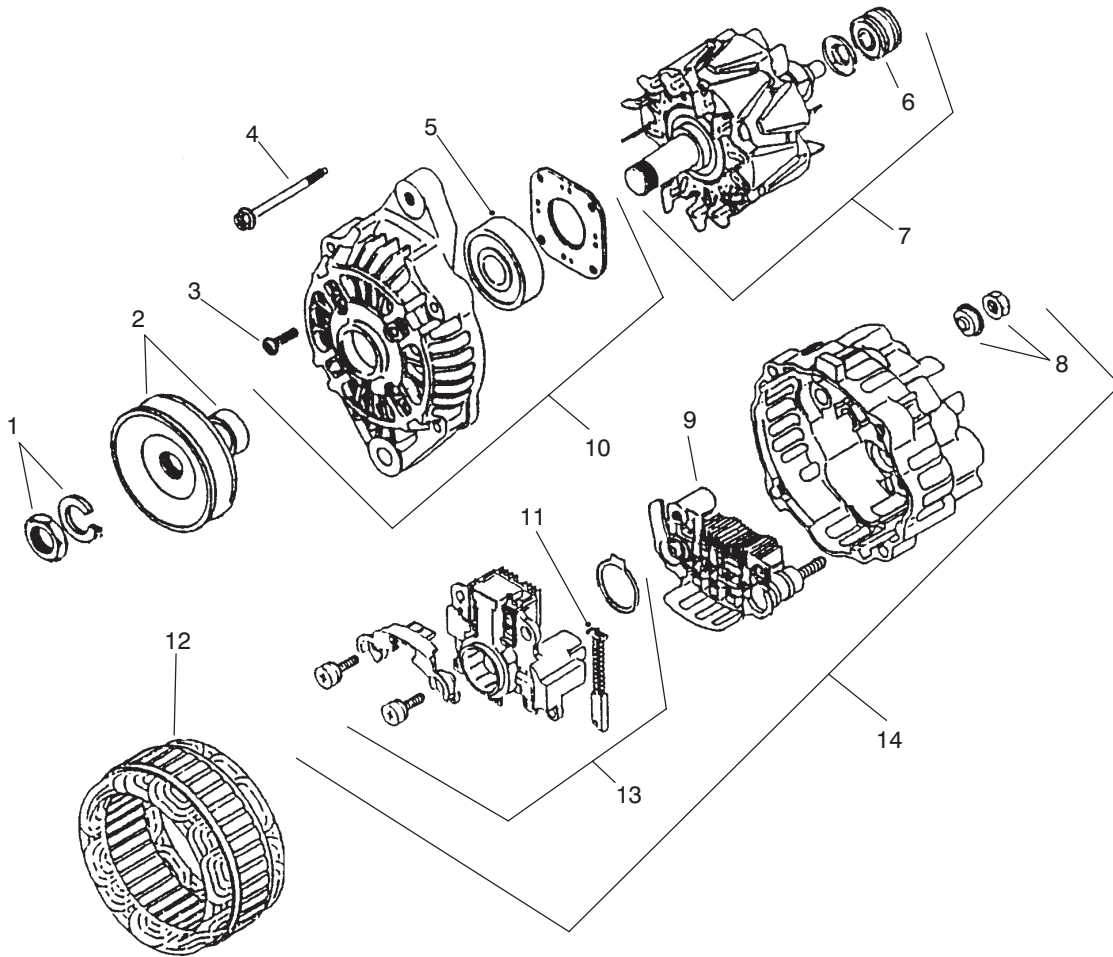
T-1903-1

STARTER ASSEMBLY

Ref. No.	Part No.	Description	No. Used
1	93-3576	Stopper Set	1
2	93-3567	Pinion Set (Incl. Ref. #1)	1
3	93-3556	Screw Set (Incl. Ref. #19)	1
4	93-3557	Assembly - Bracket, Front	1
5	93-3558	Assembly - Lever	1
6	93-3559	Spring Set	1
7	93-3560	Assembly - Bracket, Center	1
8	93-3561	Assembly - Switch	1
9	93-3572	Bolt Set	1
10	93-3570	Cover Set	1
11	93-3569	Gear	1
12	67-4790	Assembly - Shaft, Pinion	1
13	93-3563	Bearing - Front	1
14	93-3564	Bearing - Rear	1

Ref. No.	Part No.	Description	No. Used
15	93-3571	Assembly - Yoke	1
16	93-3573	Assembly - Holder (Incl. Ref. 20)	1
17	93-3575	Assembly - Bracket, Rear	1
18	93-3565	Bolt Set	2
19	93-3556	Screw	1
20	93-3574	Spring - Brush	4
21	93-3568	Gear Set (Incl. Ref. #11-12)	1
*	93-3566	Assembly - Shaft, Clutch (Incl. Ref. #2, 10 & 21)	1
*	93-3562	Armature Set (Incl. Ref. #13-14)	1
*	93-3555	Assembly - Starter (Incl. Ref. #1-21)	1

*Not Illustrated



T-1904-1

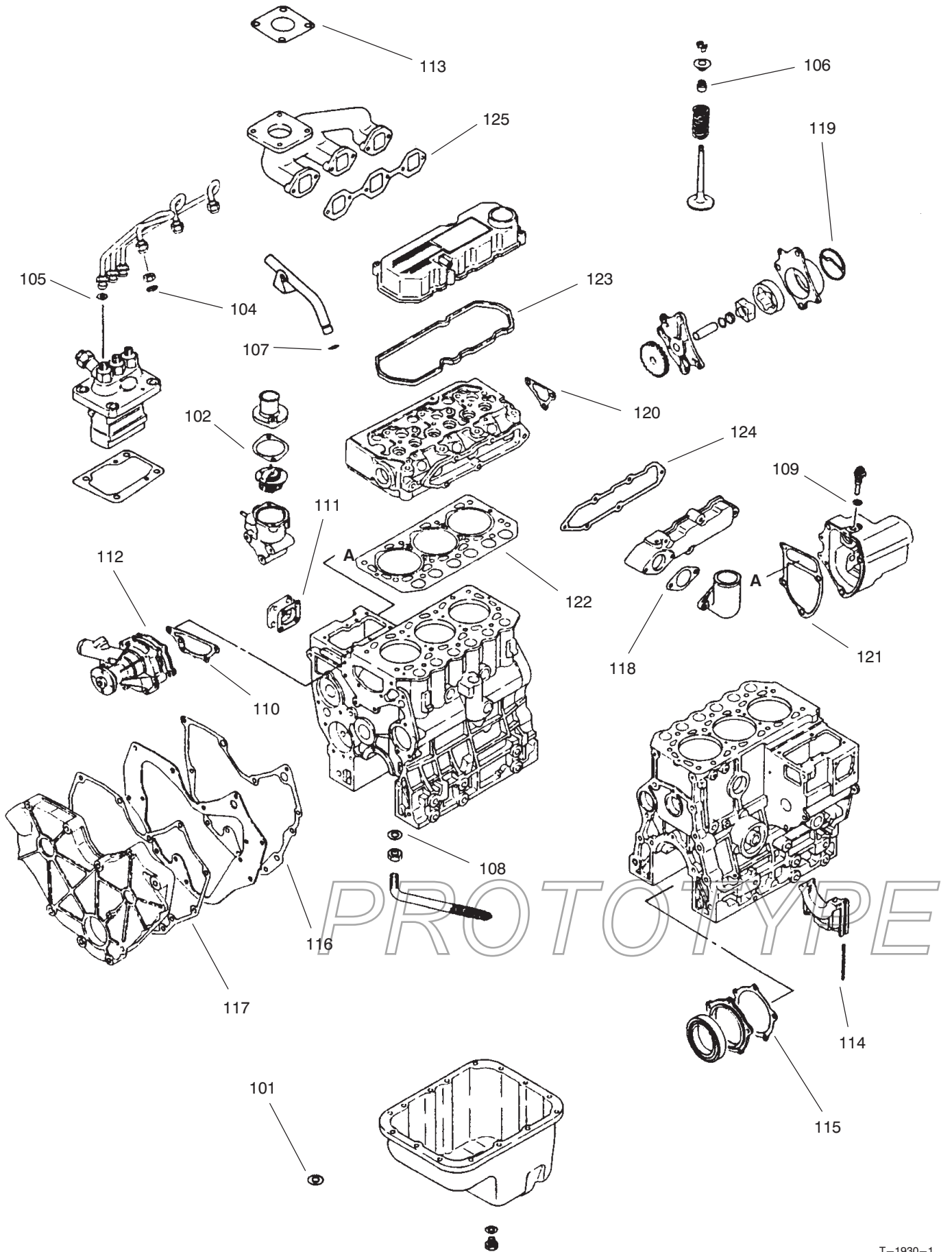
ALTERNATOR ASSEMBLY

Ref. No.	Part No.	Description	No. Used	Ref. No.	Part No.	Description	No. Used
1	93-3578	Nut - Set	1	9	93-3590	Assembly - Rectifier	1
2	93-3579	Assembly - Pulley	1	10	93-3581	Assembly - Bracket, Front	1
3	93-3582	Screw Set	1	11	93-3589	Brush	2
4	93-3580	Bolt Set	1	12	93-3586	Assembly - Stator	1
5	93-3583	Bearing - Front	1	13	93-3588	Regulator Set	1
6	93-3585	Bearing - Rear	1	14	93-3587	Assembly - Bracket, Rear	1
7	93-3584	Assembly - Rotor	1	*	93-3577	Assembly - Alternator (Incl. Ref. #1-14)	1
8	93-3591	Nut - Set	1				

PROTOTYPE

*Not Illustrated

OVERHAUL GASKET KIT



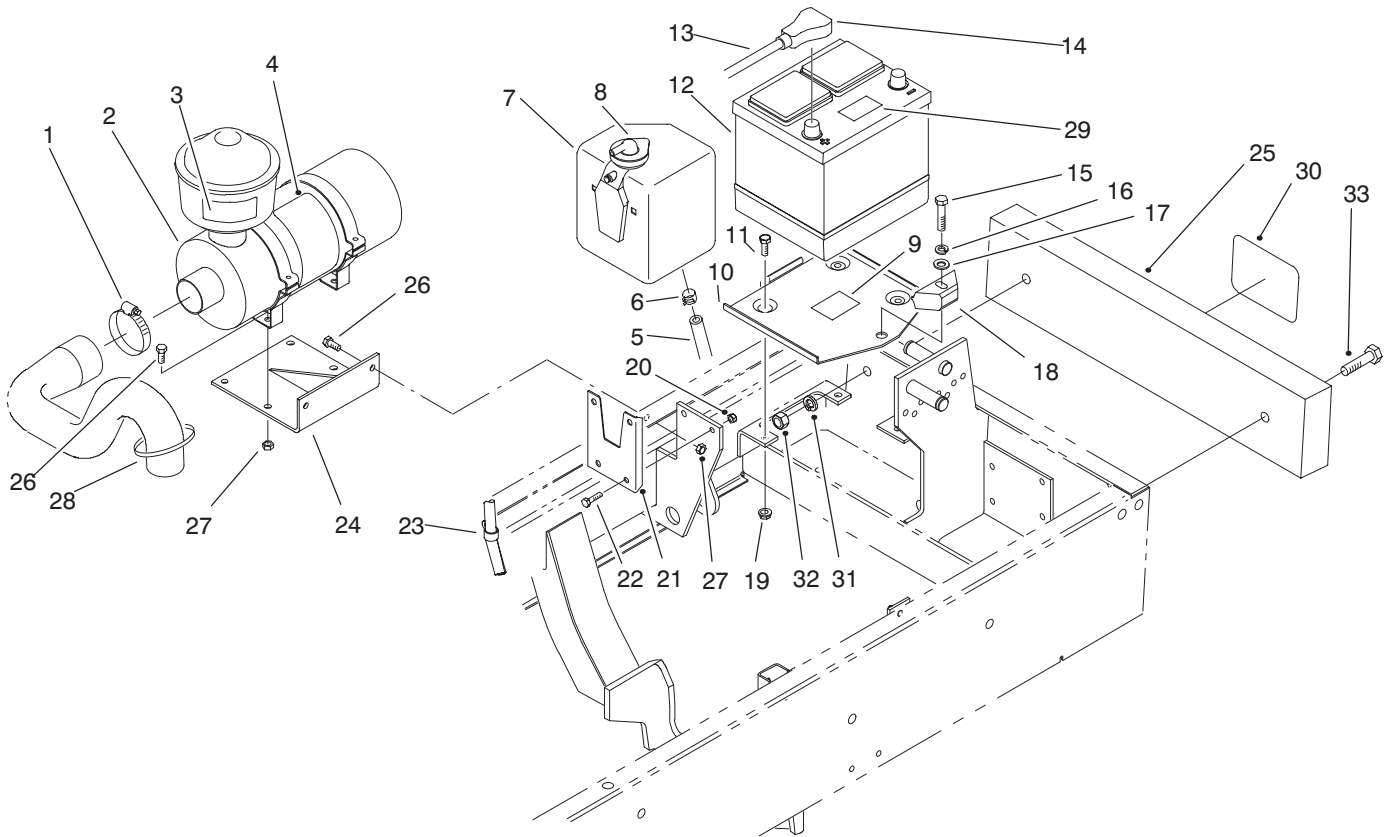
OVERHAUL GASKET KIT

Ref. No.	Part No.	Description	No. Used
101	93-3417	Gasket	1
102	42-7550	Gasket	1
104	67-3440	Gasket - Fuel Return	3
105	67-3390	Gasket - Holder	3
106	92-1961	Seal - Valve Stem	6
107	42-8830	O-Ring	1
108	93-3414	Gasket	1
109	93-3527	Gasket	1
110	93-3455	Gasket - Water Pump	1
111	93-3361	Gasket - Tie Rod Cover	1
112	93-3453	Gasket - Water Pump	1
113	93-3423	Gasket	1
114	93-3383	Seal - Side	4

Ref. No.	Part No.	Description	No. Used
115	93-3391	Gasket - Oil Seal Case	1
116	93-3447	Gasket - Front Plate	1
117	93-3445	Gasket - Gear	1
118	93-3441	Gasket - Inlet Pipe	1
119	93-3593	Packing - Body	1
120	93-3521	Gasket - Thermo Case	1
121	93-3548	Gasket - Governor Case	1
122	93-3431	Gasket - Cylinder Head	1
123	93-3424	Gasket - Rocker	1
124	93-3434	Gasket - Inlet Cover	1
125	93-3436	Gasket - Exhaust	1
*	93-3592	Kit- Gasket, Complete	1

PROTOTYPE

*Not Illustrated



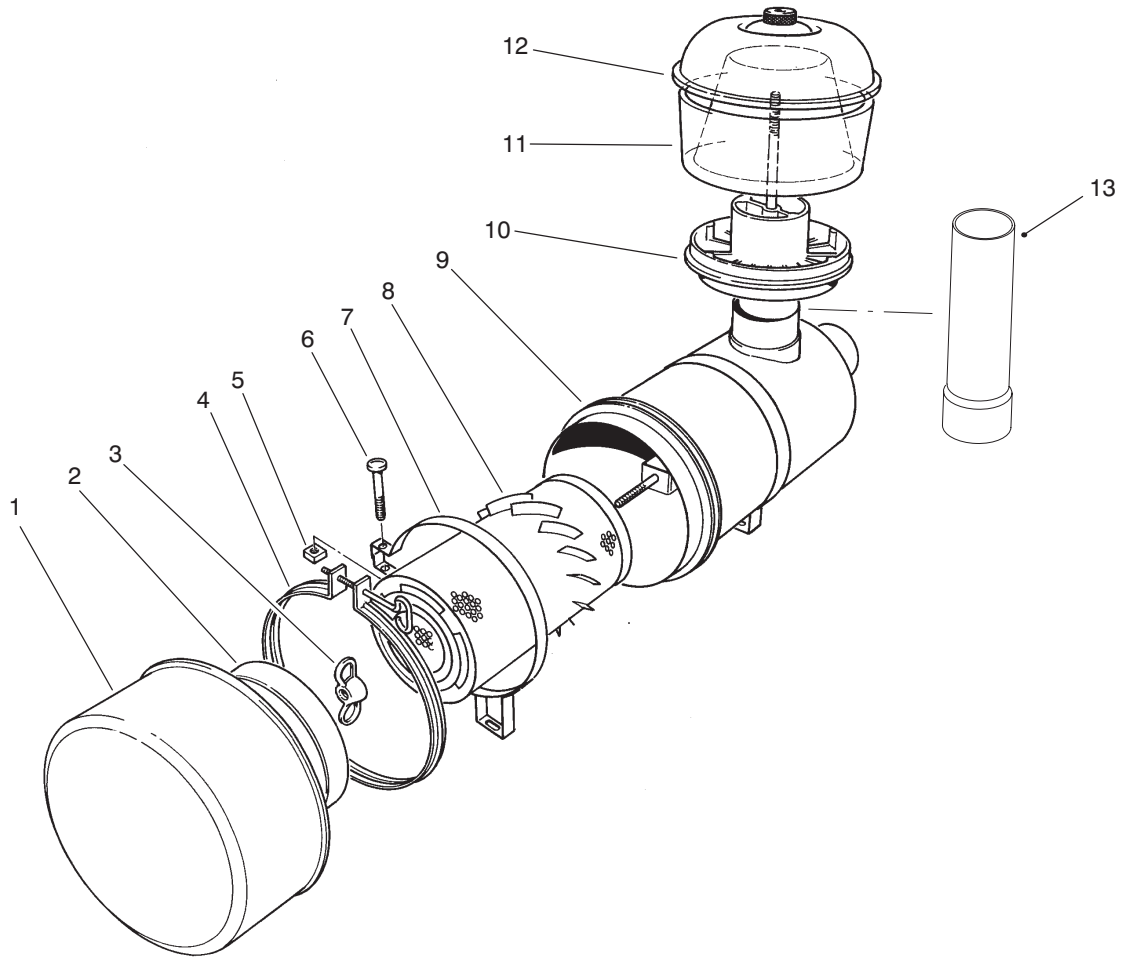
T-1881-2

ENGINE COMPONENTS ASSEMBLY

Ref. No.	Part No.	Description	No. Used
1	2412-42	Clamp - Hose	1
2	48-4220	Assembly - Air Cleaner (Incl. Ref. #4)	1
3	83-9150	Decal - Starting Fluid	1
*	93-6692	Decal - Starting Fluid (Europe)	1
*	84-3100	Decal - Starting Fluid (Japan)	1
4	27-7160	Decal - Instructions	1
*	93-8052	Decal - Instructions (Europe)	1
5	75-2851	Hose - Expansion Tank	1
6	92-2379	Clamp - Hose	1
7	63-7380	Assembly - Expansion Tank (Incl. Ref. #8)	1
8	71-1520	Cap - Expansion Tank	1
9	93-6668	Decal - Battery (Europe)	1
10	66-2330	Base - Battery	1
11	322-4	Screw - Cap Hex. Hd.	3
12		Battery (Type 26, 530 Amp.)	1
13	75-1370	Asm. - Battery Cable (+) (Incl. Ref. #14)	1

Ref. No.	Part No.	Description	No. Used
14	28-1280	Boot - Cable	1
15	323-9	Screw - Cap Hex. Hd.	1
16	3253-21	Washer - Lock	1
17	3256-24	Washer - Flat	1
18	66-2490	Clamp - Battery	1
19	32128-20	Nut - Lock	3
20	32128-33	Nut - Lock	2
21	75-4250	Bracket - Expansion Tank	1
22	321-6	Screw - Cap Hex. Hd.	2
23	2412-41	Clamp - R	1
24	94-4923	Bracket - Air Cleaner	1
25	75-6680	Bar - Weight (Europe)	1
26	322-5	Screw - Cap Hex. Hd.	6
27	3296-29	Nut - Lock	6
28	3290-378	Tie - Cable	1
29	93-7276	Decal - Danger (Europe)	1
30	62-5550	Decal - Toro (Europe)	1
31	3253-27	Washer - Lock (Europe)	2
32	3217-9	Nut - Hex. (Europe)	2
33	325-8	Screw - Cap Hex. Hd. (Europe)	2

*Not Illustrated



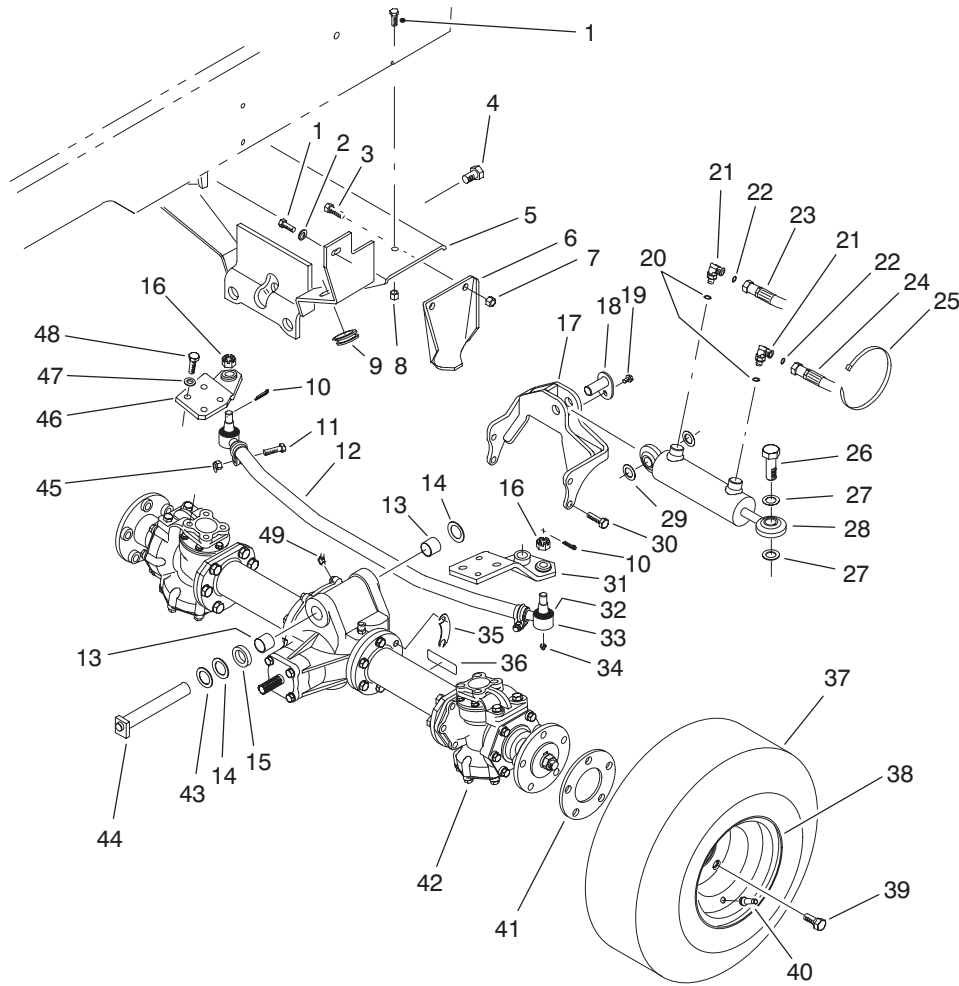
T-0126-1

AIR CLEANER ASSEMBLY

Ref. No.	Part No.	Description	No. Used
1	27-7150	Assembly - Cup	1
2	27-7140	Baffle	1
3	27-7120	Nut	1
4	27-7130	Assembly - Clamp	1
5	32107-11	Nut-Square	2
6	3258-19	Screw - Machine	2
7	27-7170	Assembly - Band (Incl. Ref. #5 & 6)	2
8	27-7110	Assembly - Element	1
†9		Housing	1

Ref. No.	Part No.	Description	No. Used
10	62-6300	Assembly - Sleeve	1
11	33-1270	Bowl	1
12	33-1260	Assembly - Cover	1
13	43-3810	Tube - Air Cleaner (Optional)	1
*	48-7430	Assembly - Pre-Cleaner (Incl. Ref. #10-12)	1
*	48-4220	Assembly - Air Filter (Incl. Ref. #1-4, 8-9)	1
*	27-7220	Air Cleaner Soap	1

*Not Illustrated
 †Not Serviceable Separately

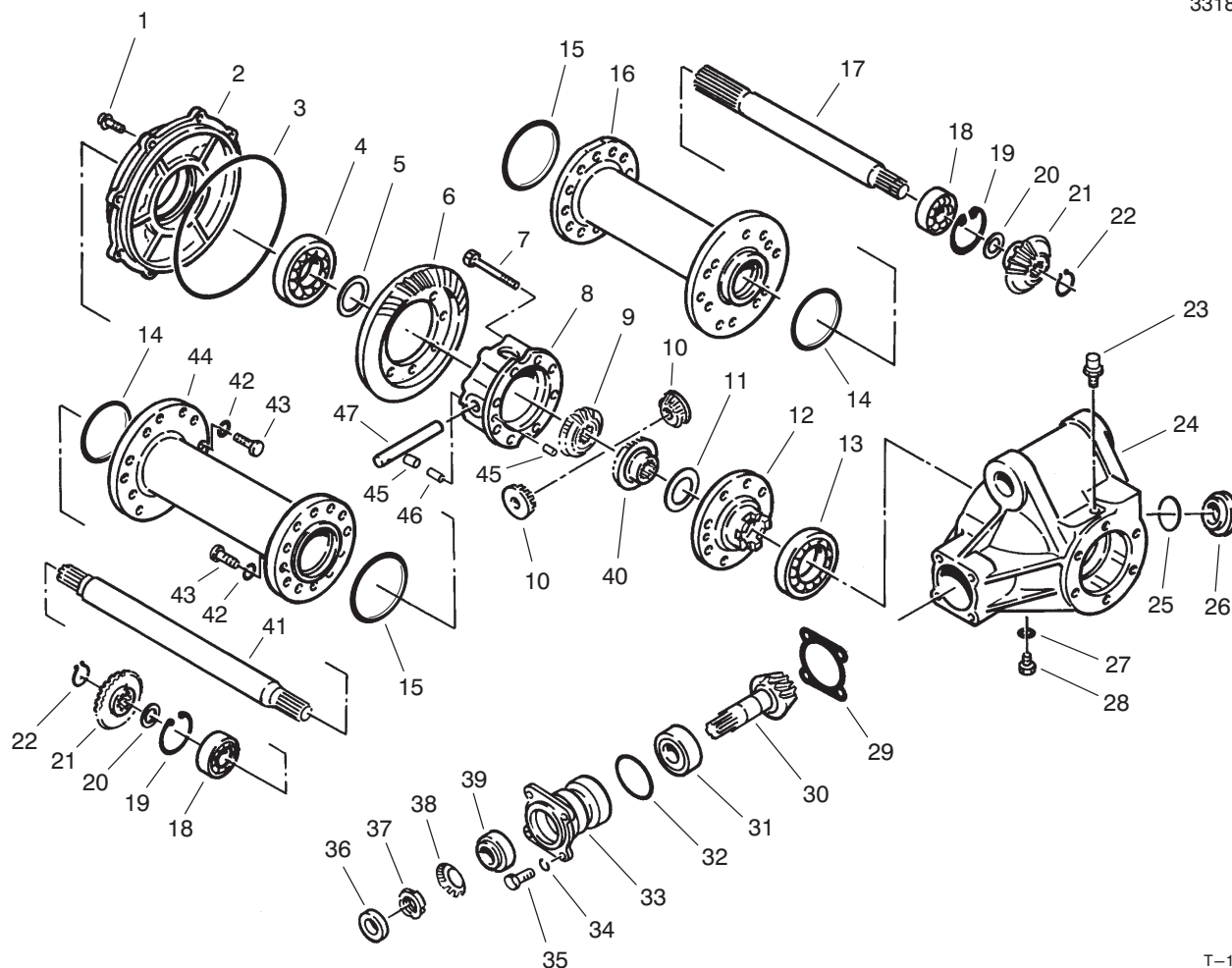


T-1325-1

REAR AXLE INSTALLATION ASSEMBLY

Ref. No.	Part No.	Description	No. Used	Ref. No.	Part No.	Description	No. Used
1	323-7	Screw - Cap Hex. Hd.	4	28	83-5030	Asm. - Hydraulic Cylinder	1
2	3256-24	Washer - Flat	2	29	83-5160	Shim	2
3	325-5	Screw - Cap Hex. Hd.	4	30	48-9480	Screw - Cap Hex. Hd.	4
4	327-2	Screw - Cap Hex. Hd.	1	31	83-4930	Arm - Steering L.H.	1
5	75-1100	Support - Axle	1	32	71-4760	Seal - Tie Rod End	2
6	83-5110	Stop - Axle	2	33	71-4740	Assembly - Tie Rod End (Incl. Ref. #16, 32 & 34)	2
7	3296-23	Nut - Lock	4	34	302-55	Fitting - Grease	2
8	3296-39	Nut - Lock	2	35	83-5180	Shim - Axle	2
9	237-165	Grommet	2	36	70-2560	Decal - Lube	1
10	3272-11	Pin - Cotter	1	*	93-6697	Decal - Lube (Europe)	1
11	323-9	Screw - Cap Hex. Hd.	2	37	231-141	Tire	2
12	83-5020	Assembly - Tube & Clamp	1	38	217-121	Rim	2
13	67-1750	Bushing - Sleeve	2	39	71-4450	Bolt - Wheel	10
14	56-2460	Washer - Flat	2	40	232-35	Valve - Stem	2
15	83-5040	Washer	1	41	83-7460	Spacer - Wheel	2
16	32136-13	Nut - Slotted	2	42	68-6823	Assembly - Axle	1
17	83-5100	Support - Cylinder	1	43	5-1226	Washer	2
18	83-5150	Pin - Cylinder	1	44	75-4180	Pin - Rear Axle	1
19	32144-4	Screw - Self Tapping	1	45	3296-39	Nut - Lock	2
20	237-78	O-Ring	2	46	83-4950	Arm - Steering R.H.	1
21	340-132	Fitting - Hydraulic 90° (Incl. Ref. #20 & 22)	2	47	48-9220	Washer - Flat	8
22	237-21	O-Ring	2	48	48-7780	Screw - Cap Hex. Hd.	8
23	75-6220	Hose - Hydraulic	1	49	302-11	Fitting - Grease	1
24	75-6230	Hose - Hydraulic	1	*	83-5010	Assembly - Tie Rod (Incl. Ref. #11, 12, 16, 32-34 & 45)	1
25	3290-378	Tie - Cable	1				
26	82-6910	Screw - Cap Hex. Hd.	4				
27	67-9410	Washer - Thrust	2				

*Not Illustrated

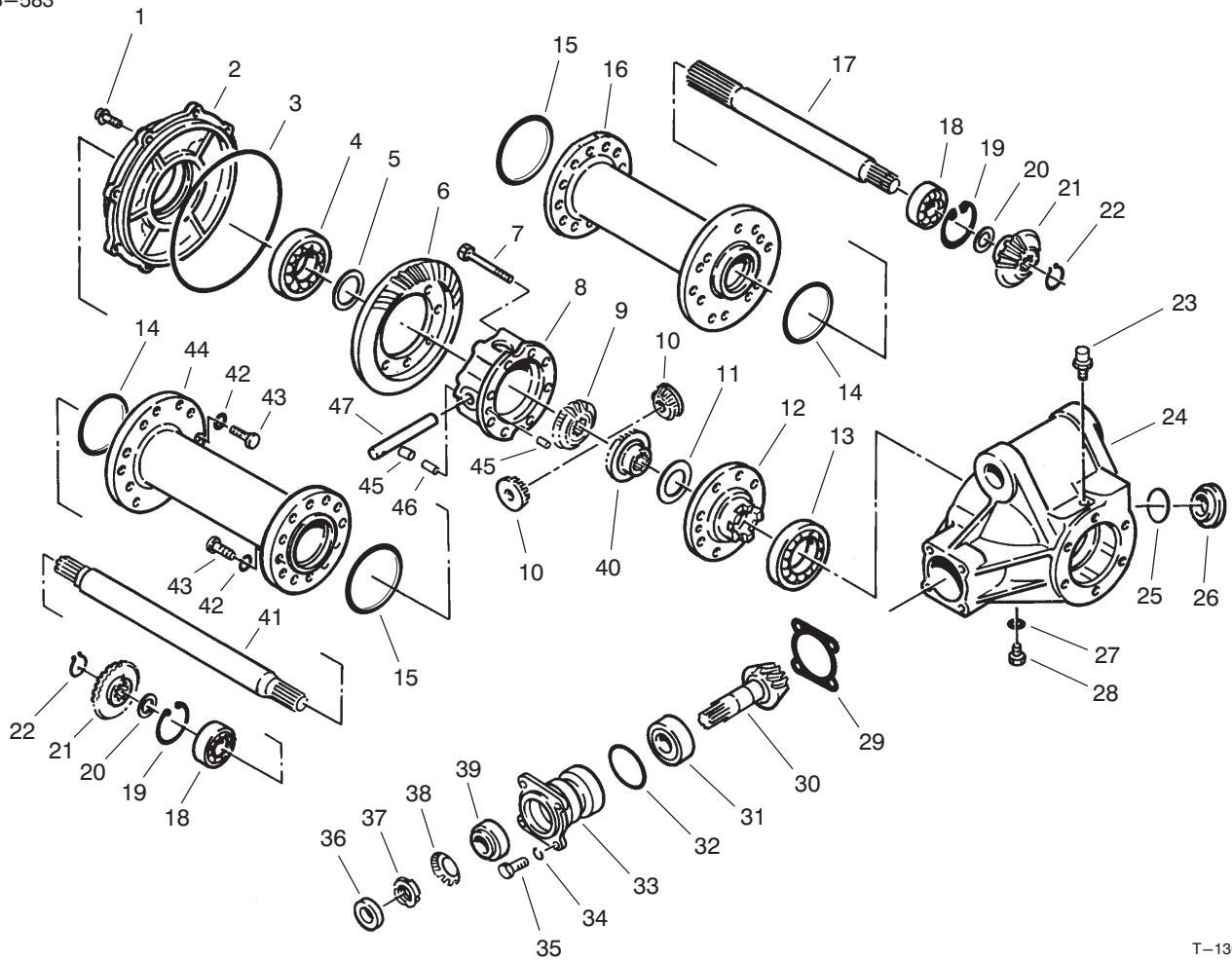


T-1305-1

REAR AXLE ASSEMBLY NO. 68-6823

Ref. No.	Part No.	Description	No. Used
1	72-5800	Bolt	8
2	72-4880	Cover	1
3	72-4890	O-Ring	1
4	251-344	Bearing - Ball	1
5	72-4960	Shim .1 mm	1
*	72-4970	Shim .15 mm	1
*	72-4980	Shim .5 mm	1
*	72-4990	Shim .8 mm	1
*	72-5000	Shim 1.0 mm	1
*	72-5010	Shim 1.2 mm	1
6		Gear - Bevel	1
7	72-5810	Bolt	8
8	72-4900	Case - Differential	1
9	72-4930	Gear - Side, Differential	1
10	72-4950	Gear - Pinion, Differential	2
11	72-5040	Washer - Gear, Diff.	1
12	72-4910	Flange - Case, Diff.	1
13	251-345	Bearing - Ball	1
14	93-3664	O-Ring	2
15	93-3665	O-Ring	2
16	83-5270	Tube - Axle, R.H.	1
17	83-5280	Axle - R.H.	1
18	251-350	Bearing - Ball	2
19	72-5360	Ring - Retaining	2
20	72-5100	Spacer	2
21	72-5090	Gear - Bevel	2

Ref. No.	Part No.	Description	No. Used
22	72-5370	Ring - Retaining	2
23	72-5130	Vent	1
24	72-4870	Case - Differential	1
25	72-5140	O-Ring	1
26	72-5150	Plug	1
27	72-5840	Gasket	1
28	72-5820	Plug	1
29	72-5160	Shim .1mm	1
*	72-5170	Shim .15 mm	1
*	72-5180	Shim .5 mm	1
*	72-5190	Shim .8 mm	1
*	72-5200	Shim 1.0 mm	1
*	72-5210	Shim 1.2 mm	1
30		Gear - Pinion	1
31	254-108	Bearing - Roller, Tapered	1
32	72-5460	O-Ring	1
33	83-5350	Case - Bearing	1
34	42-9850	Washer - Lock M8	8
35	48-9460	Bolt - Hex. Hd.	4
36	83-5360	Seal - Oil	1
37	83-5340	Nut - Bearing	1
38	83-5330	Washer - Bearing	1
39	254-109	Bearing - Roller, Tapered	1
40	72-4940	Gear - Side, Differential	1
41	83-5310	Axle - L.H.	1
42	42-9600	Washer - Lock M10	24



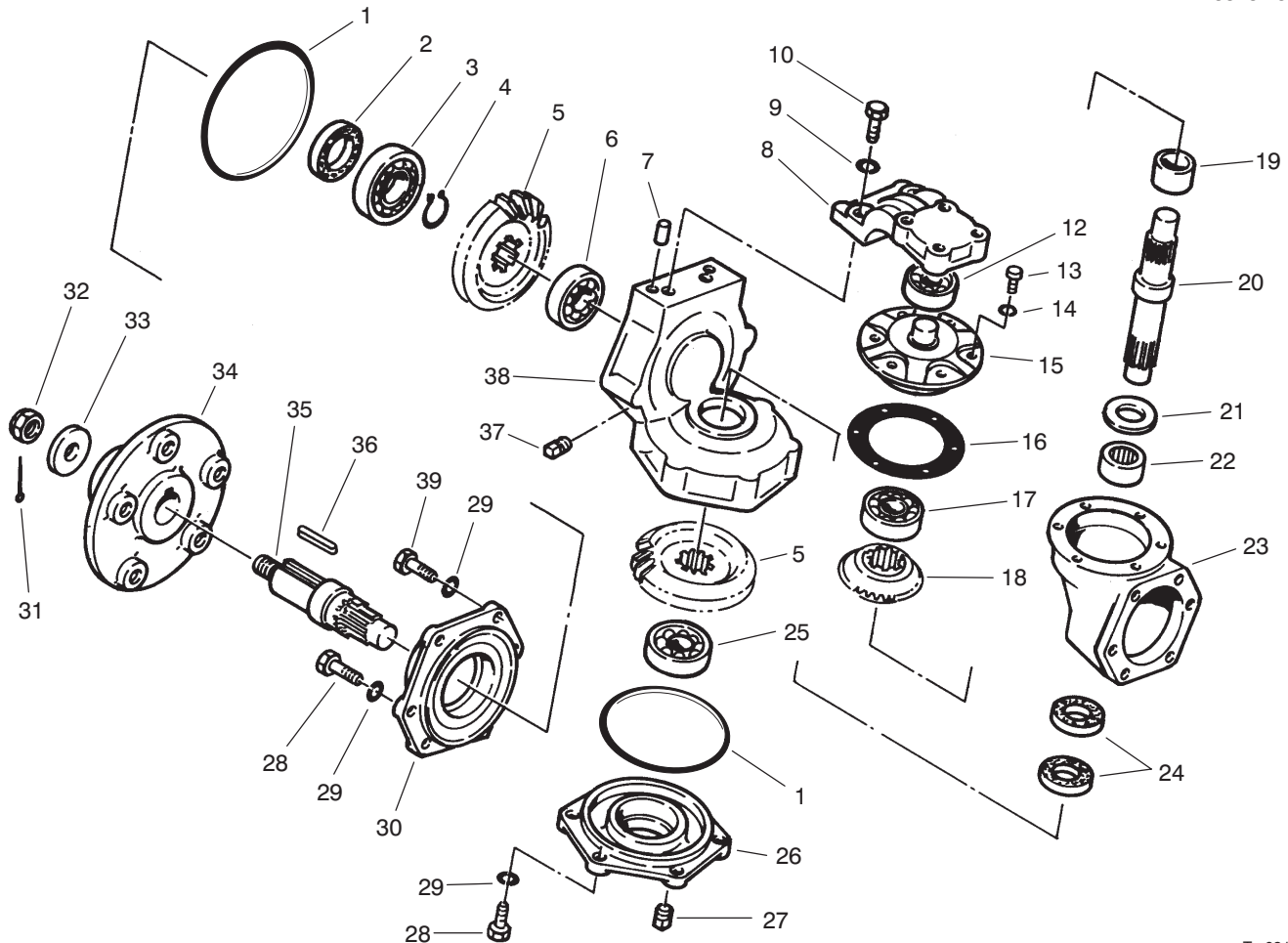
T-1305-1

REAR AXLE ASSEMBLY NO. 68-6823 (Continued)

Ref. No.	Part No.	Description	No. Used
43	48-9470	Bolt - M10 x 30	24
44	83-5290	Tube - Axle, L.H.	1
45	72-5030	Pin - Dowel	2
46	72-5440	Pin - Spring	1

Ref. No.	Part No.	Description	No. Used
47	72-5020	Shaft - Pinion	1
*	83-5370	Assembly - Ring & Pinion (Incl. Ref.#6 & 30)	1

PROTOTYPE

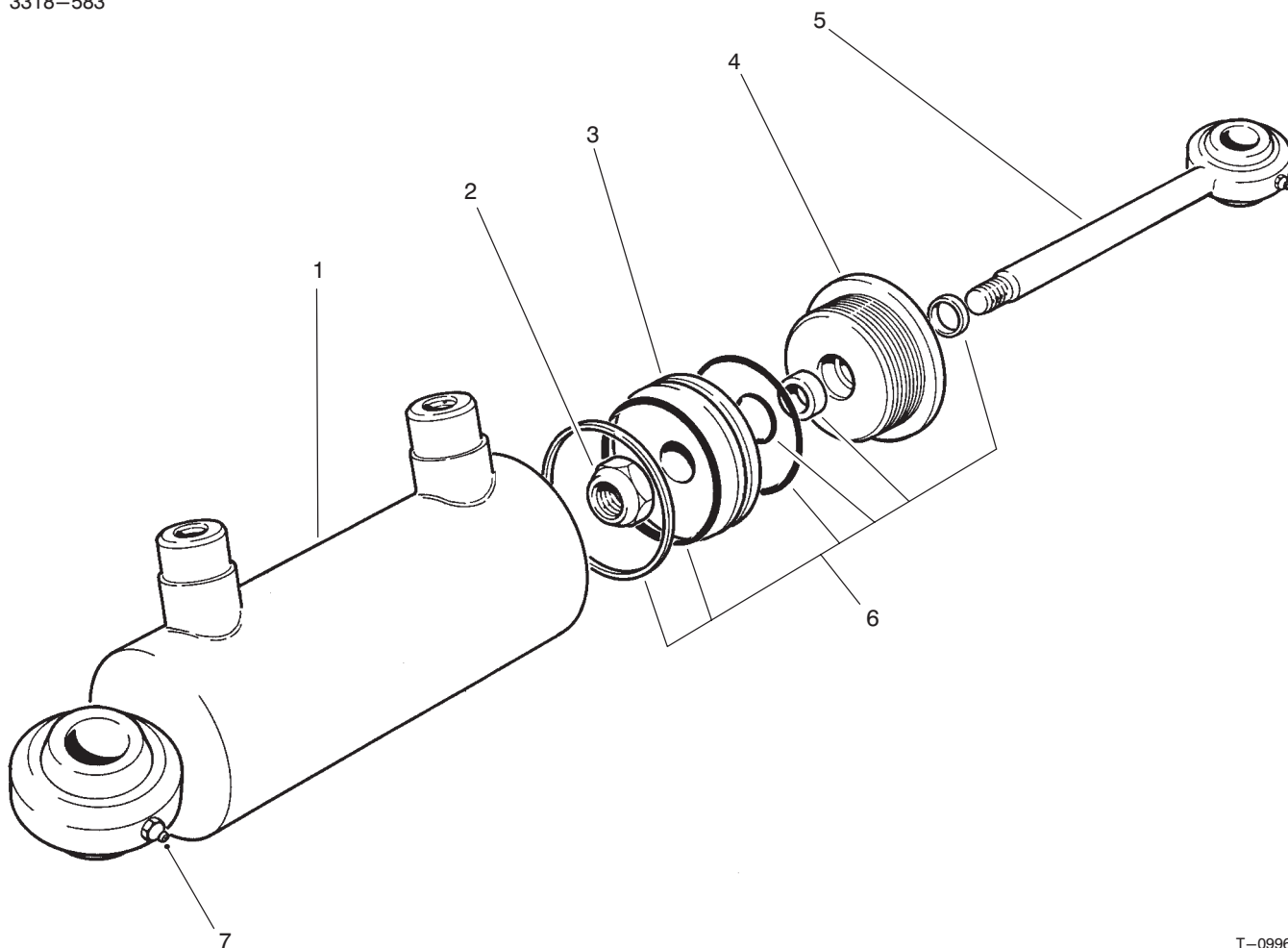


T-0912-1

REAR AXLE ASSEMBLY NO. 68-6823 (Continued)

Ref. No.	Part No.	Description	No. Used
1	93-3670	O-Ring	4
2	72-5740	Seal - Oil	2
3	251-348	Bearing - Ball	2
4	72-5720	Ring - Retaining	2
5	72-5580	Gear - Bevel	4
6	251-8	Bearing - Ball	2
7	93-3671	Pin - Dowel	4
8	93-3672	Arm - Knuckle	2
9	42-9600	Washer - Lock	28
10	48-9470	Screw - Cap, M10 x 30	4
12	251-347	Bearing - Ball	2
13	72-5790	Screw - Cap, M6 x 18	12
14	43-5930	Washer - Lock	12
15	72-5590	Retainer - Bearing	2
16	72-5630	Gasket	2
17	251-349	Bearing - Ball	2
18	72-5090	Gear - Bevel	2
19	72-5680	Spacer	2
20	72-5560	Pin - King, Knuckle	2

Ref. No.	Part No.	Description	No. Used
21	93-3668	Washer - Thrust	2
22	93-3669	Bearing - Needle	2
23	93-3666	Gear Box - Axle	2
24	72-5730	Seal - Oil	4
25	251-263	Bearing - Ball	2
26	72-5550	Cover	2
27	281-10	Plug - Socket, Hex.	2
28	48-9460	Screw - Cap, M8 x 25	20
29	42-9850	Washer - Lock, M8	28
30	72-5540	Case - Knuckle	2
31	3272-17	Pin - Cotter	2
32	72-5770	Nut - Castle	2
33	72-5660	Washer - Shaft, Wheel	2
34	72-5650	Hub - Wheel	2
35	72-5570	Shaft - Axle, Outer	2
36	72-5780	Key	2
37	281-7	Plug - Pipe, Square Hd.	2
38	93-3667	Case - Knuckle	2
39	48-7710	Screw - Cap, M8 x 20	4



T-0996-1

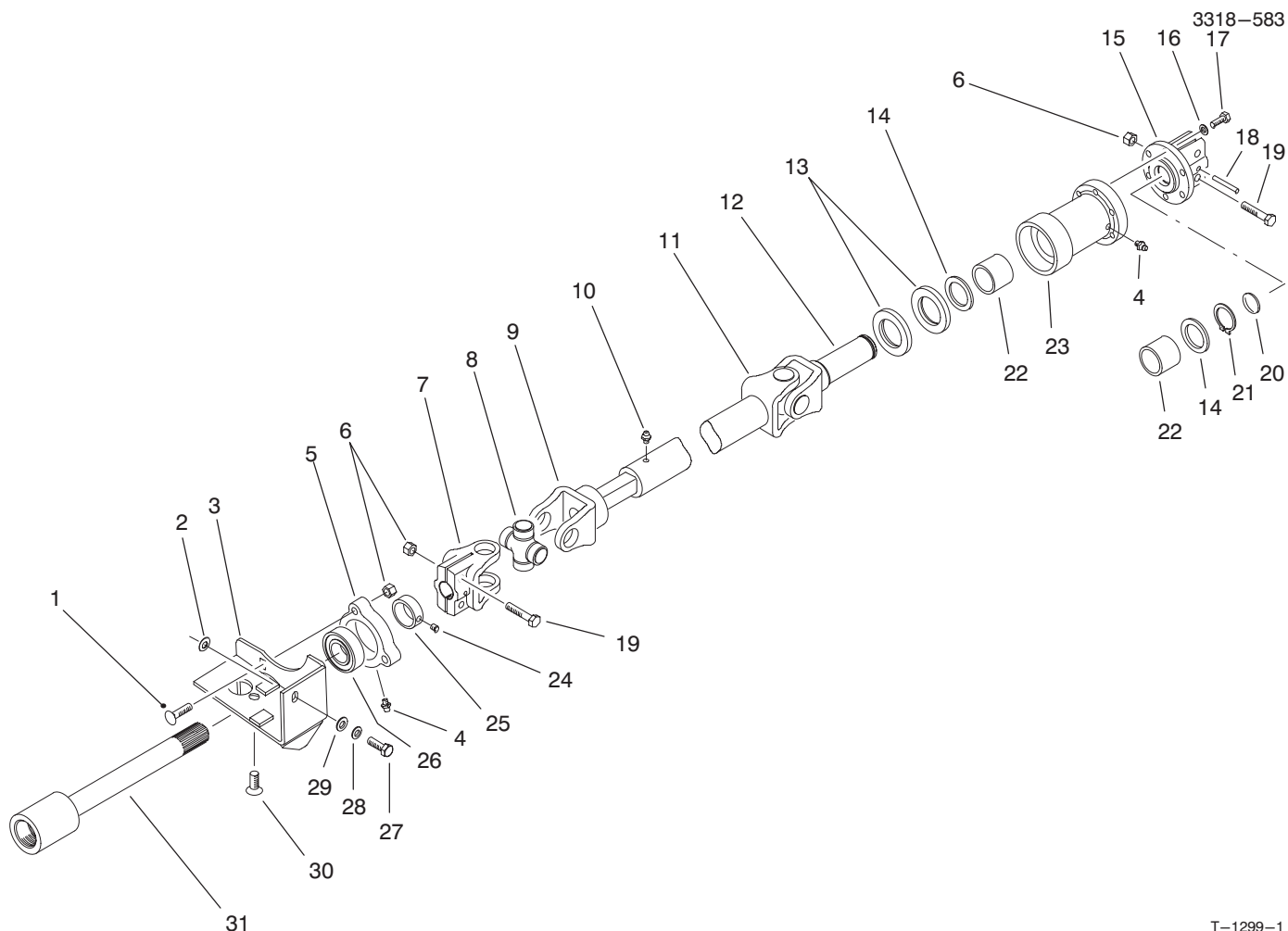
HYDRAULIC CYLINDER NO. 83-5030

Ref. No.	Part No.	Description	No. Used
†1		Assembly - Barrel	1
2	75-1210	Nut-Lock	1
3	75-1220	Piston	1
4	75-1260	Head-Internal	1

Ref. No.	Part No.	Description	No. Used
5	83-5380	Assembly - Piston Rod	1
6	75-1250	Seal Kit	1
7	302-5	Fitting - Grease	2

PROTOTYPE

†Not Serviced Separately



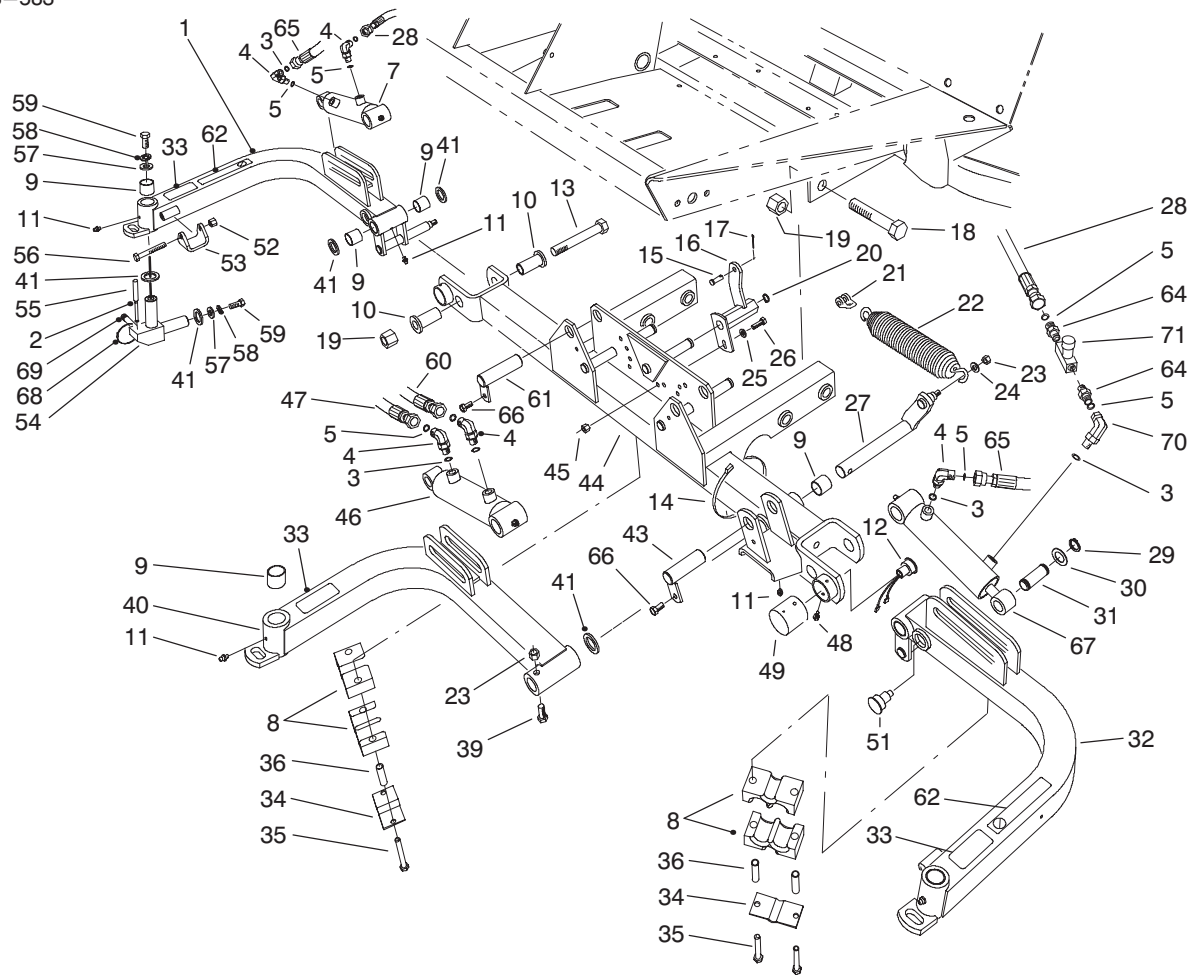
T-1299-1

DRIVE SHAFT ASSEMBLY

Ref. No.	Part No.	Description	No. Used
1	3230-3	Bolt - Carriage	3
2	83-7470	Shim	2
3	83-4970	Bracket - Bearing	1
4	302-5	Fitting - Grease	2
5	76-2460	Bearing Assembly (Incl. Ref. #4 & 24-26)	1
6	3296-29	Nut - Lock	7
7	54-9090	Yoke - End	1
8	54-9180	Kit - Universal Joint	2
9	72-3420	Shaft - Slip Yoke	1
10	302-58	Fitting - Grease	1
11	83-5260	Tube - Slip Yoke	1
12	72-3440	Yoke - Shaft	1
13	253-155	Seal	2
14	71-4590	Washer - Thrust	2
15	76-4690	Axle Coupling Assembly (Incl. Ref. #6 & 19)	1
16	3253-3	Washer - Lock	6

Ref. No.	Part No.	Description	No. Used
17	3274-8	Screw - Cap Hex. Hd.	6
18	32121-34	Pin - Roll	1
19	322-8	Screw - Cap Hex. Hd.	4
20	284-3	Plug - Welch	1
21	32151-87	Ring - Retaining	1
22	71-4580	Clutch - Roller	2
23	71-4570	Housing - Clutch	1
24	3245-35	Screw - Set	1
25	251-77	Collar - Locking	1
26	251-337	Bearing - Ball	1
27	48-9460	Screw - Cap Hex. Hd.	1
28	42-9850	Washer - Lock	1
29	48-8030	Washer - Flat	1
30	3274-34	Screw - Socket Flat Hd.	1
31	83-4900	Shaft - Traction	1
*	83-5190	Drive Shaft Assembly (Incl. Ref. #7-12)	1

*Not Illustrated



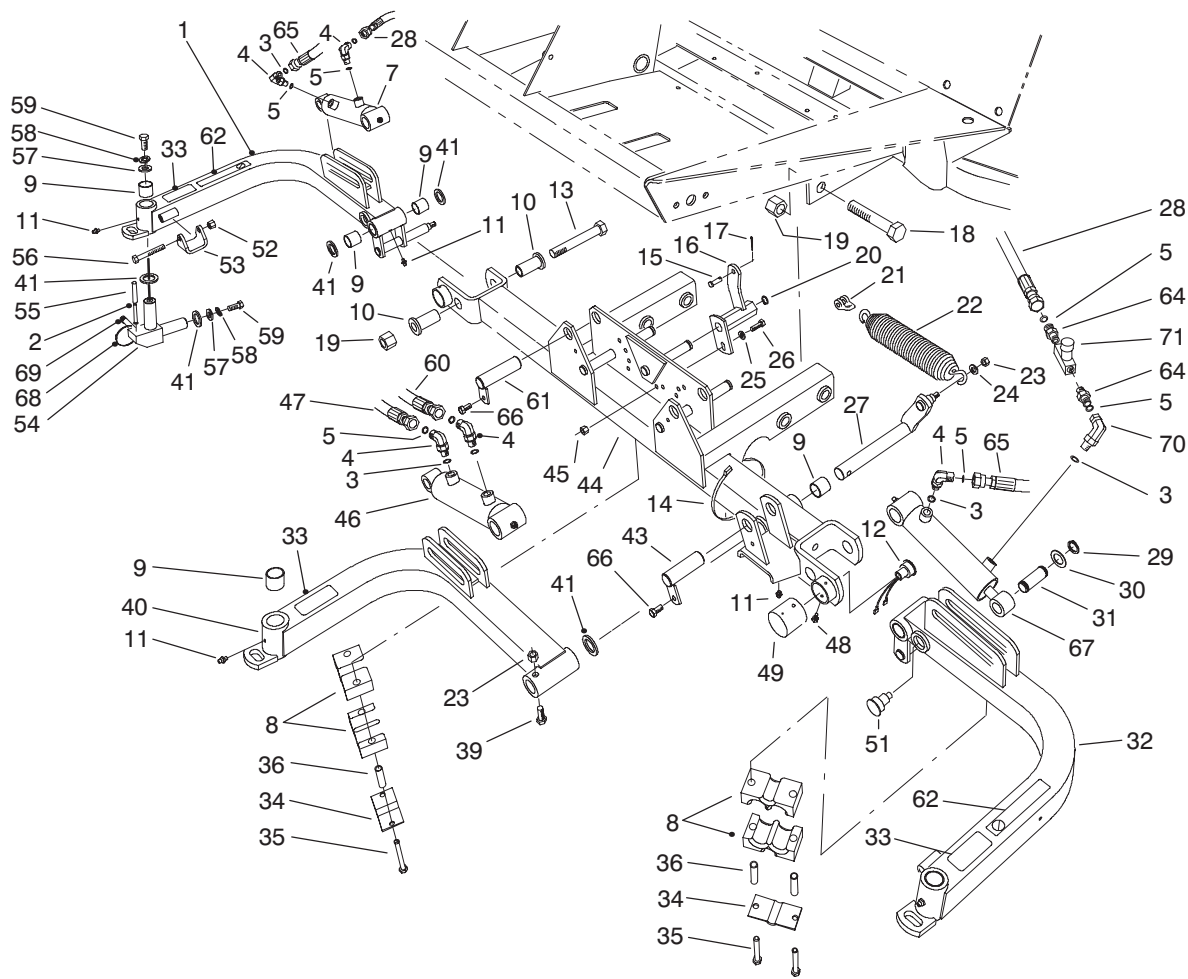
T-1059D

FRONT LIFT ARMS ASSEMBLY

Ref. No.	Part No.	Description	No. Used
1	94-5598	Assembly - Lift Arm R.H. (Incl. Ref. #9 & 11)	1
2	32121-27	Pin - Roll	3
3	237-78	O-Ring	6
4	340-132	Fitting - Hydraulic 90° (Incl. Ref. #3 & 5)	5
5	237-21	Seal - O-Ring	8
7	93-7551	Hydraulic Cylinder Asm.	1
8	82-8170	Clamp - Hose	8
9	67-1750	Bushing - Sleeve	12
10	84-8320	Insert - Hinge	4
11	302-5	Fitting - Grease	6
12	92-8002	Sensor - Reed Switch	1
13	328-12	Screw - Cap Hex. Hd.	2
14	3290-379	Tie - Cable	3
15	283-6	Pin - Clevis	3
16	75-5210	Bracket - Spring Center	1
*	75-5200	Bracket - Spring R.H.	1
*	75-5220	Bracket - Spring L.H.	1
17	3272-10	Pin - Cotter	3
18	328-7	Screw - Cap Hex. Hd.	4
19	3296-51	Nut - Lock	6
20	32151-48	Ring - Retaining	3

Ref. No.	Part No.	Description	No. Used
21	282-4	Clevis - Spring	3
22	5-0743	Spring - Extension	3
23	3296-44	Nut - Lock	4
24	3256-24	Washer - Flat	3
25	3256-23	Washer - Flat	3
26	322-5	Screw - Cap Hex. Hd.	3
27	75-4550	Shaft - Center Arm Pivot	1
28	75-5890	Hose - Hydraulic	2
29	32120-93	Ring - Retaining	6
30	3-6498	Washer - Thrust	6
31	75-5350	Pin - Cylinder Rod End	3
32	94-5800	Assembly - Lift Arm L.H. (Incl. Ref. #9 & 11)	1
33	55-4300	Decal - Warning	3
*	93-6696	Decal - Warning (Europe)	3
*	84-2940	Decal - Warning (Japan)	3
34	93-7961	Clamp - Rubber	3
35	32144-58	Screw - Cap Hex. Hd.	6
36	93-7960	Spacer	6
39	323-11	Screw - Cap Hex. Hd.	1
40	94-5802	Assembly - Lift Arm, Center (Incl. Ref. #9 & 11)	1
41	256-115	Washer - Thrust	11

*Not Illustrated

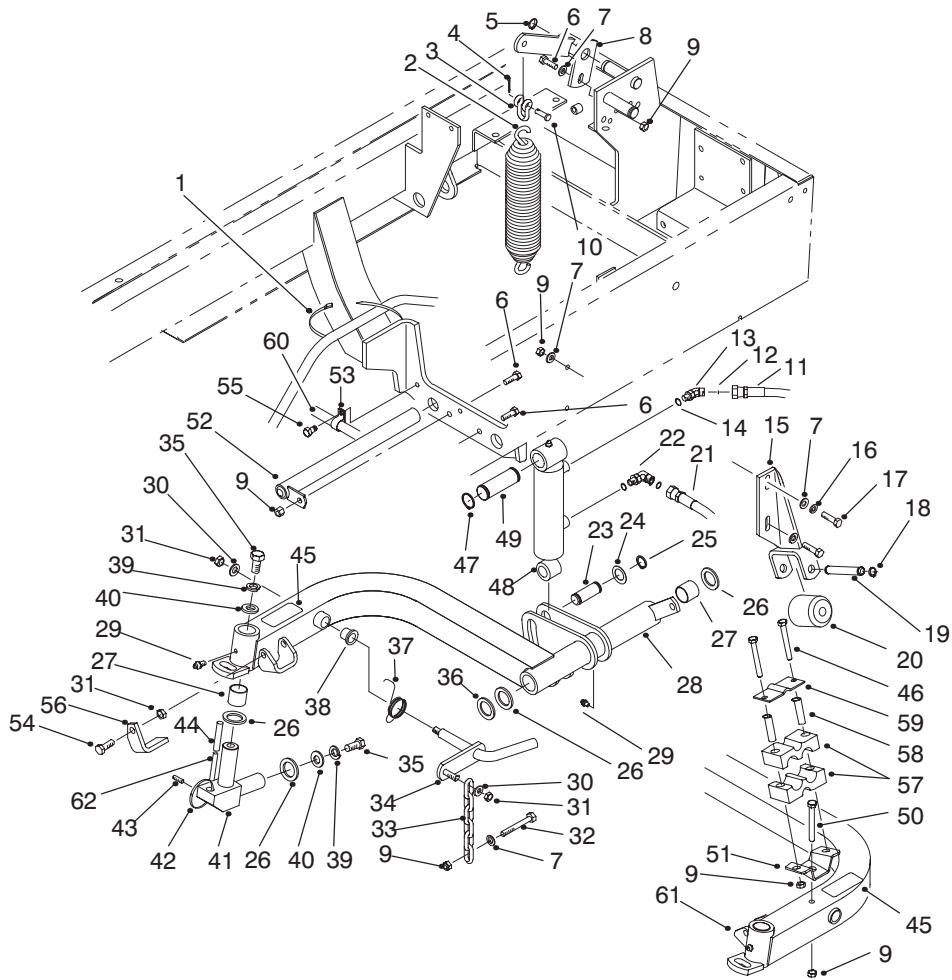


T-1059D

FRONT LIFT ARMS ASSEMBLY (Continued)

Ref. No.	Part No.	Description	No. Used	Ref. No.	Part No.	Description	No. Used
43	83-6790	Pin - Cylinder (Short)	1	*	84-2780	Decal - No Step (Japan)	2
44	94-5808	Assembly - Carrier Frame (Incl. Ref. #9 & 11)	1	64	340-13	Fitting - Straight (Incl. Ref. #5)	2
45	3296-29	Nut - Lock	3	65	82-6490	Hose - Hydraulic	1
46	93-9310	Hydraulic Cylinder Asm.	17	66	32144-14	Screw - Self Tapping	3
47	75-5900	Hose - Hydraulic	1	67	93-7550	Hydraulic Cylinder Asm.	1
48	32104-76	Screw - Thread Forming	2	68	3290-378	Tie - Cable	5
49	75-6370	Cover - Sensor	1	69	92-9097	Set Screw	3
51	92-8754	Actuator - Reed Switch	1	70	340-143	Fitting - Hydraulic 90° (Incl. Ref. #3)	1
52	3296-39	Nut - Lock	2	71	82-8270	Valve - Flow Control	1
53	75-5410	Bracket - Arm	2	*	67-7960	Decal - Hands/Feet (Supplied with Cutting Units)	3
54	75-3010	Joint - Arm	3	*	93-6688	Decal - Hands/Feet (Europe) (Mounted on Cutting Unit Frames)	3
55	32121-122	Pin - Roll	3	*	84-4220	Decal - Hands/Feet (Japan) (Mounted on Cutting Unit Frames)	3
56	323-12	Screw - Cap Hex. Hd.	2				
57	3256-6	Washer - Flat	6				
58	3253-7	Washer - Lock	6				
59	325-4	Screw - Cap Hex. Hd.	6				
60	75-5910	Hose - Hydraulic	1				
61	83-6780	Pin - Cylinder (Long)	2				
62	36-3400	Decal - No Step	2				
*	93-6687	Decal - No Step (Europe)	2				

*Not Illustrated



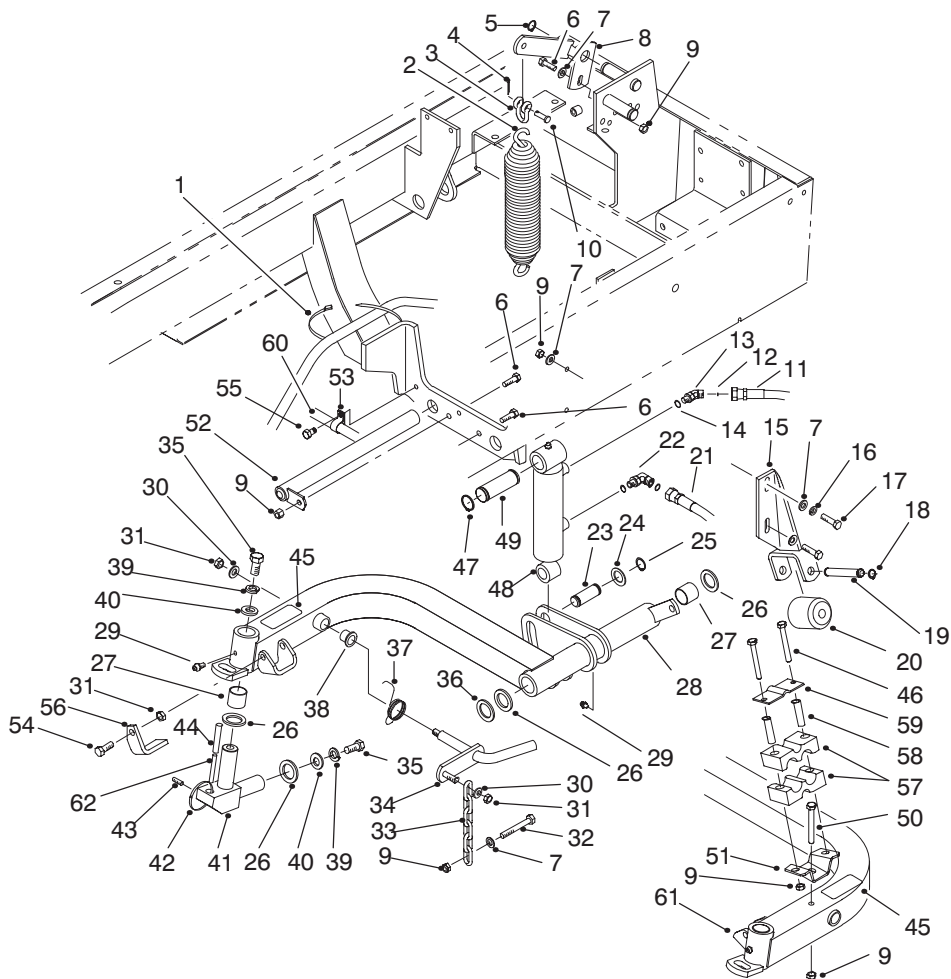
T-1880-2

REAR LIFT ARMS ASSEMBLY

Ref. No.	Part No.	Description	No. Used
1	3290-379	Tie - Cable	1
2	5-0743	Spring - Counterbalance	2
3	282-4	Clevis - Spring	2
4	3272-10	Pin - Cotter	2
5	32151-48	Ring - Retaining	2
6	322-5	Screw - Cap Hex. Hd.	3
7	3256-23	Washer - Flat	10
8	75-4690	Bracket - Spring Rear R.H.	1
*	75-4650	Bracket - Spring Rear L.H.	1
9	3296-29	Nut - Lock	8
10	283-6	Pin - Clevis	2
11	75-6070	Hose - Hydraulic L.H. (Cap)	1
*	75-6080	Hose - Hydraulic L.H. (Rod)	1
12	237-78	O-Ring	4
13	340-103	Fitting - Hydraulic 45° (Incl. Ref. #12 & 14)	1
14	237-21	O-Ring	4
15	75-3810	Bracket - Roller	2
16	3253-4	Washer - Lock	2
17	322-6	Screw - Cap Hex. Hd.	4
18	32151-61	Ring - Retaining	4
19	75-5400	Shaft - Roller	2
20	75-5390	Roller	2
21	75-6180	Hose - Hydraulic R.H.	2

Ref. No.	Part No.	Description	No. Used
22	340-132	Fitting - Hydraulic 90° (Incl. Ref. #12 & 14)	3
23	75-5350	Pin - Cylinder Rod End	2
24	3-6498	Washer - Thrust	4
25	32120-93	Ring - Retaining	4
26	256-115	Washer - Thrust	8
27	67-1750	Bushing - Sleeve	8
28	94-5596	Asm. - Lift Arm Rear R.H. (Incl. Ref. #27, 29 & 38)	1
29	302-5	Fitting - Grease	4
30	3256-24	Washer - Flat	4
31	3296-39	Nut - Lock	6
32	322-12	Screw - Cap Hex. Hd.	2
33	5-1096	Chain - Cutting Unit	2
34	75-4590	Rod - Pivot	2
35	325-4	Screw - Cap Hex. Hd.	4
36	93-0142	Bushing - Straight	2
37	75-4520	Spring - Torsion R.H.	1
*	75-4530	Spring - Torsion L.H.	1
38	256-287	Bushing - Flange	4
39	3253-7	Washer - Lock	4
40	3256-6	Washer - Flat	4
41	75-3010	Joint - Arm	2
42	3290-378	Tie - Cable	2
43	92-9097	Set Screw	2

*Not Illustrated

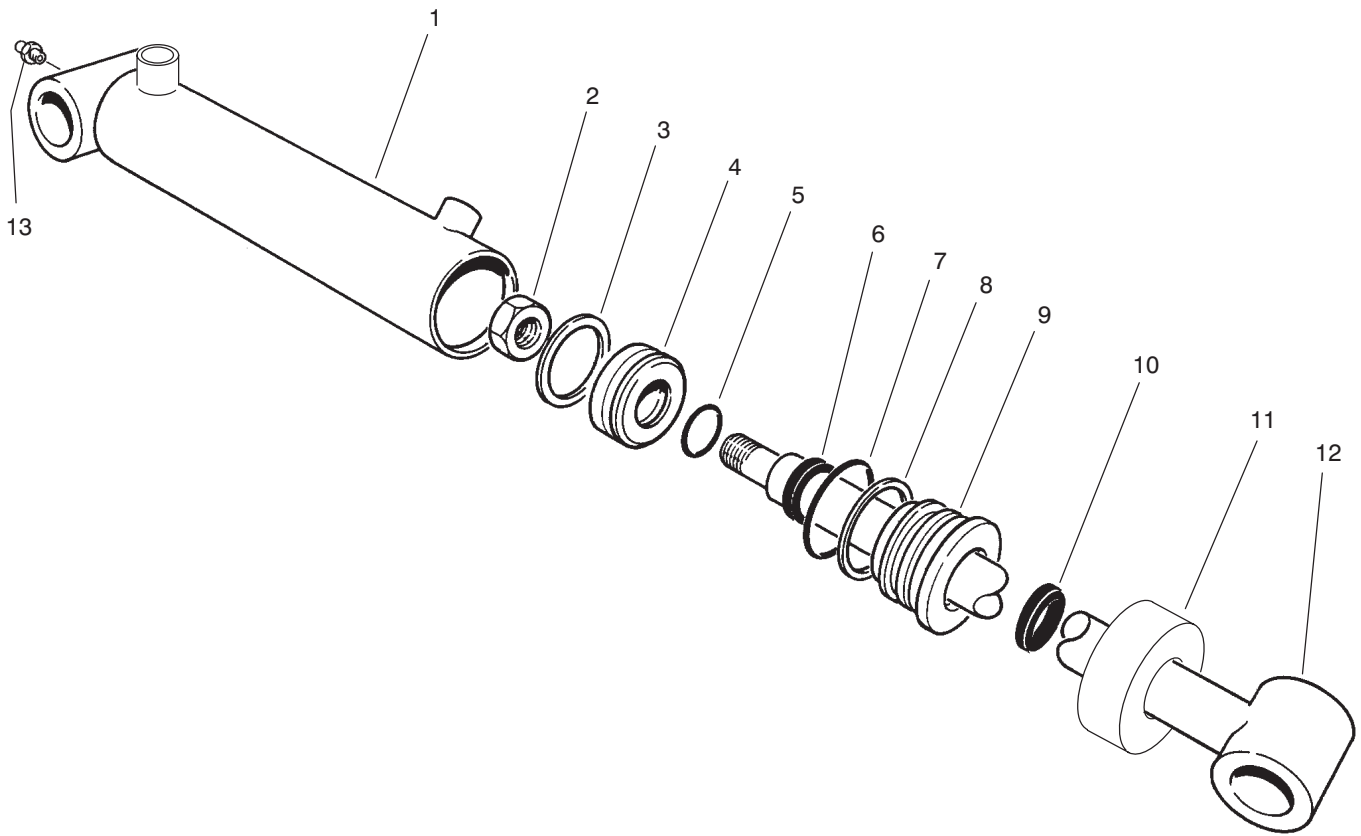


T-1880-2

REAR LIFT ARMS ASSEMBLY (Continued)

Ref. No.	Part No.	Description	No. Used	Ref. No.	Part No.	Description	No. Used
44	32121-122	Pin - Roll	2	57	82-8170	Clamp	2
45	55-4300	Decal - Warning	2	58	93-7960	Spacer	2
*	93-6696	Decal - Warning (Europe)	2	59	93-7961	Clamp	1
*	84-2940	Decal - Warning (Japan)	2	60	85-4390	Sensor - Magnet	1
46	322-12	Screw - Cap Hex. Hd.	2	61	94-5594	Asm. - Lift Arm Rear L.H. (Incl. Ref. #27, 29 & 38)	1
47	32151-36	Ring - Retaining	4	62	32121-27	Pin - Roll	2
48	93-9311	Asm. - Hydraulic Cylinder	2	*	67-7960	Decal - Hands/Feet (Supplied with Cutting Units)	2
49	75-5360	Pin - Cylinder Cap End	2	*	93-6688	Decal - Hands/Feet (Europe) (Mounted on Cutting Unit Frames)	2
50	322-13	Screw - Cap Hex. Hd.	1	*	84-4220	Decal - Hands/Feet (Japan) (Mounted on Cutting Unit Frames)	2
51	94-4919	Bracket - Clamp, Hose	1				
52	93-0069	Pin - Pivot	2				
53	2412-93	Clamp-R	2				
54	323-6	Screw - Cap Hex. Hd.	2				
55	32144-14	Screw - Hex. Washer Hd.	2				
56	93-3640	Stop - Reel, RH	1				
*	83-5170	Stop - Reel, LH	1				

*Not Illustrated



T-2115-1

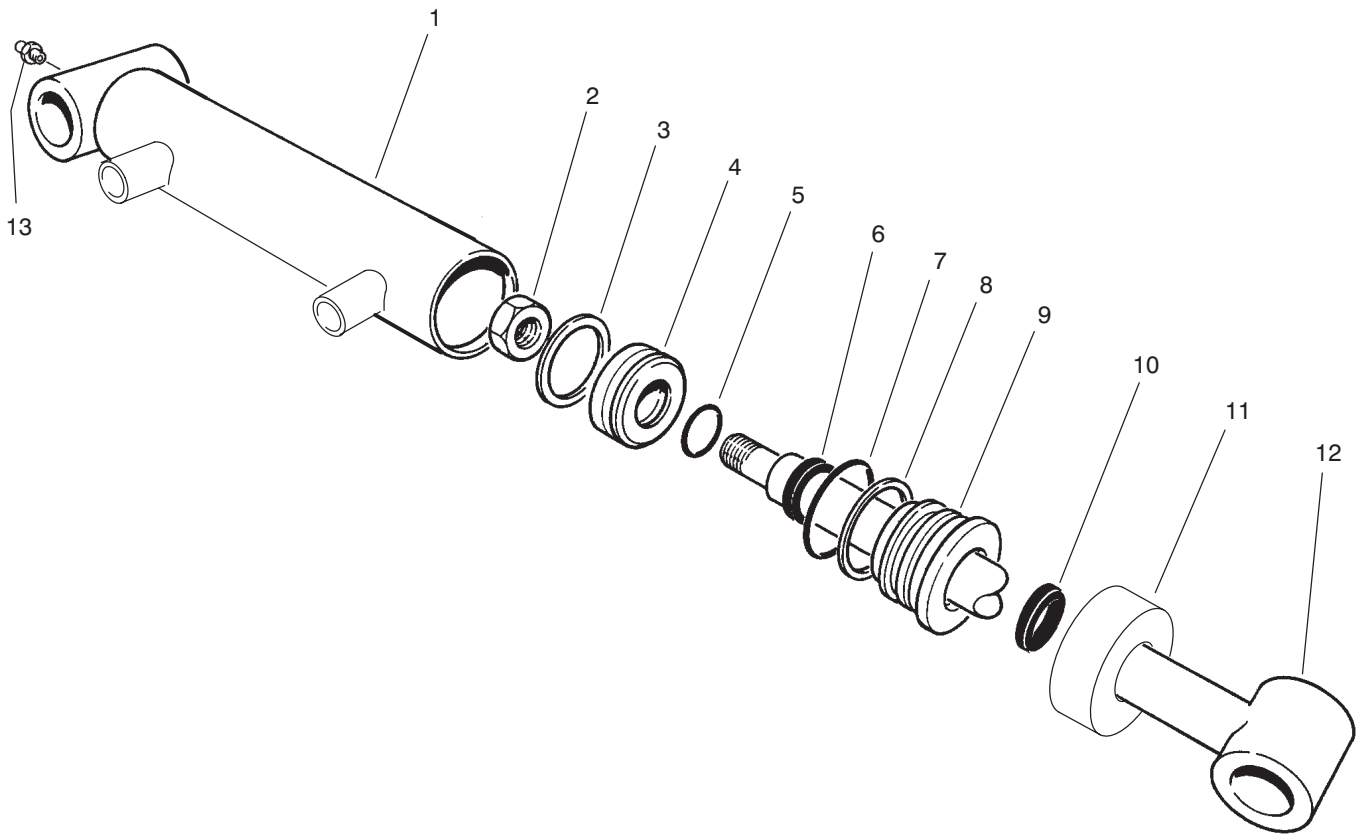
HYDRAULIC CYLINDER NO. 93-7551

Ref. No.	Part No.	Description	No. Used
1	93-7558	Assembly - Barrel	1
2	32152-10	Nut	1
†3		Uni-ring	1
4	84-1710	Piston	1
†5		O-Ring	1
†6		Seal - Rod	1
†7		O-Ring	1
†8		Backup	1

Ref. No.	Part No.	Description	No. Used
9	93-7993	Head	1
†10		Seal-Dust	1
11	93-7994	Collar	1
12	84-1740	Shaft and Tube	1
13	302-5	Fitting - Grease	1
*	84-1760	Seal repair Kit (Incl. Ref. #3, 5-8 & 10)	1

PROTOTYPE

*Not Illustrated
 †Not Serviced Separately



T-2114-1

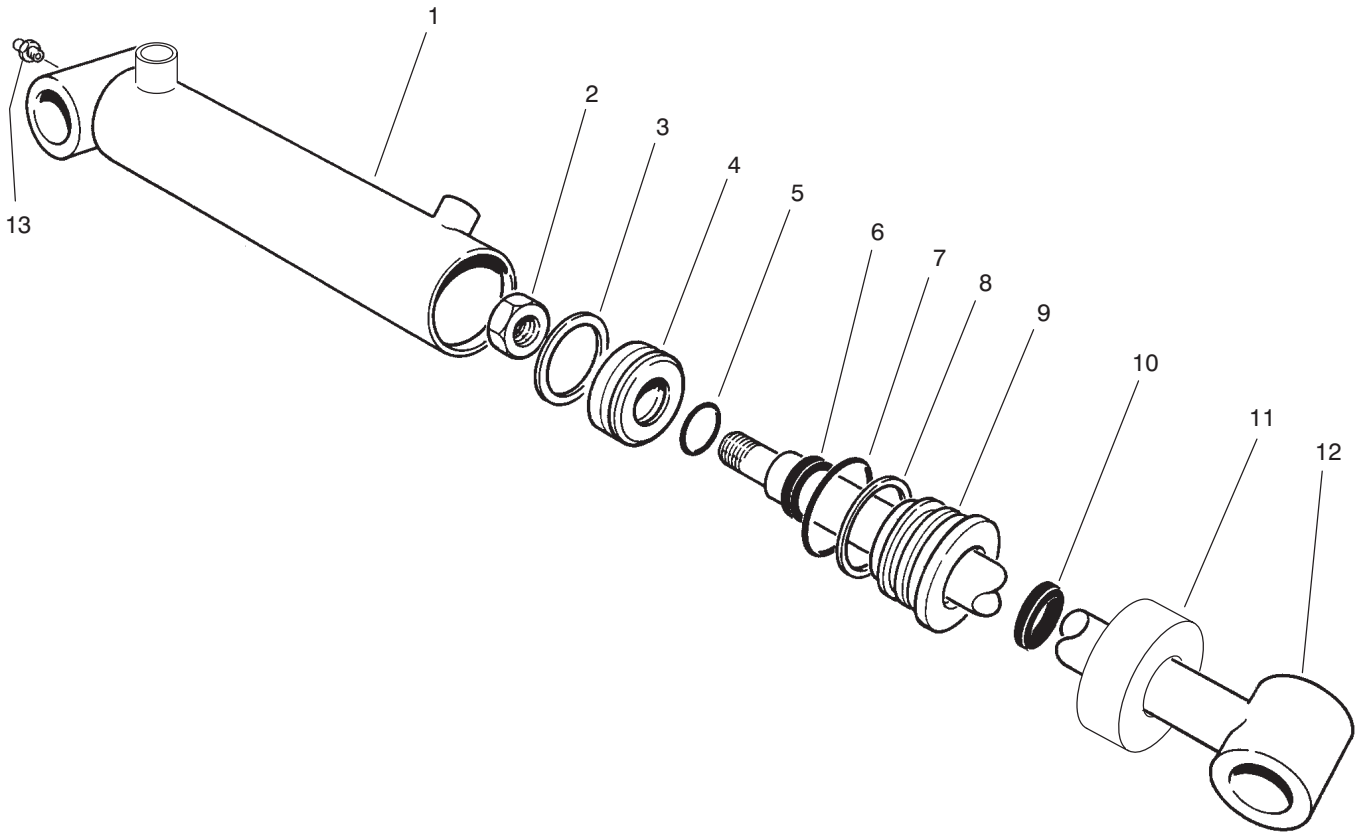
HYDRAULIC CYLINDER NO. 93-9310

Ref. No.	Part No.	Description	No. Used
1	93-9312	Assembly - Barrel	1
2	32152-10	Nut	1
†3		Uni-ring	1
4	70-2780	Piston	1
†5		O-Ring	1
†6		Seal - Rod	1
†7		O-Ring	1
†8		Backup	1

Ref. No.	Part No.	Description	No. Used
9	93-7990	Head	1
†10		Seal - Dust	1
11	93-7991	Collar	1
12	75-3790	Shaft and Tube	1
13	302-5	Fitting - Grease	1
*	86-7330	Seal repair Kit (Incl. Ref. #3, 5-8 & 10)	1

PROTOTYPE

*Not Illustrated
†Not Serviced Separately



T-2115-1

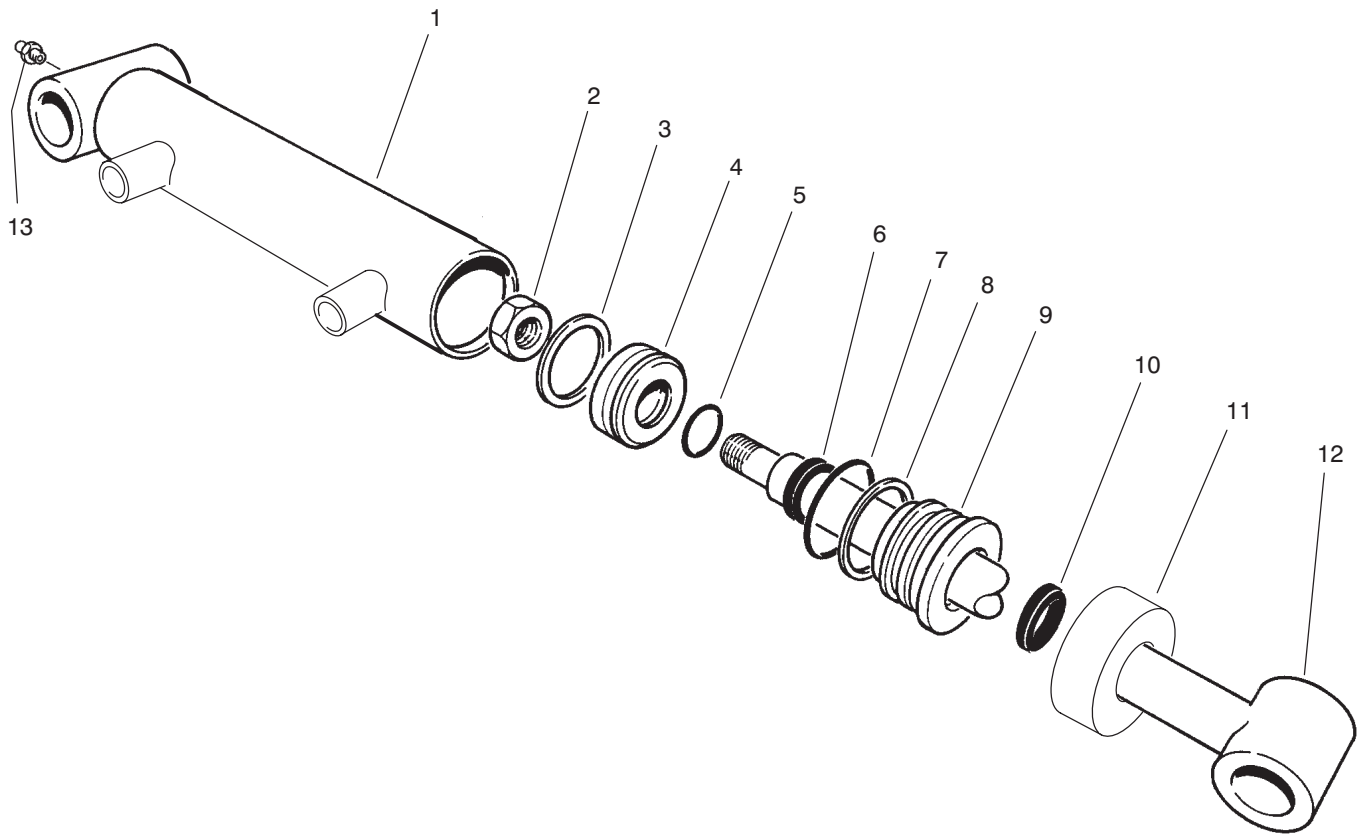
HYDRAULIC CYLINDER NO. 93-7550

Ref. No.	Part No.	Description	No. Used
1	93-7557	Assembly - Barrel	1
2	32152-10	Nut	1
†3		Uni-ring	1
4	70-2780	Piston	1
†5		O-Ring	1
†6		Seal - Rod	1
†7		O-Ring	1
†8		Backup	1

Ref. No.	Part No.	Description	No. Used
9	93-7990	Head	1
†10		Seal-Dust	1
11	93-7991	Collar	1
12	75-2120	Shaft and Tube	1
13	302-5	Fitting - Grease	1
*	86-7330	Seal Repair Kit (Incl. Ref. #3, 5-8 & 10)	1

PROTOTYPE

*Not Illustrated
 †Not Serviced Separately



T-2114-1

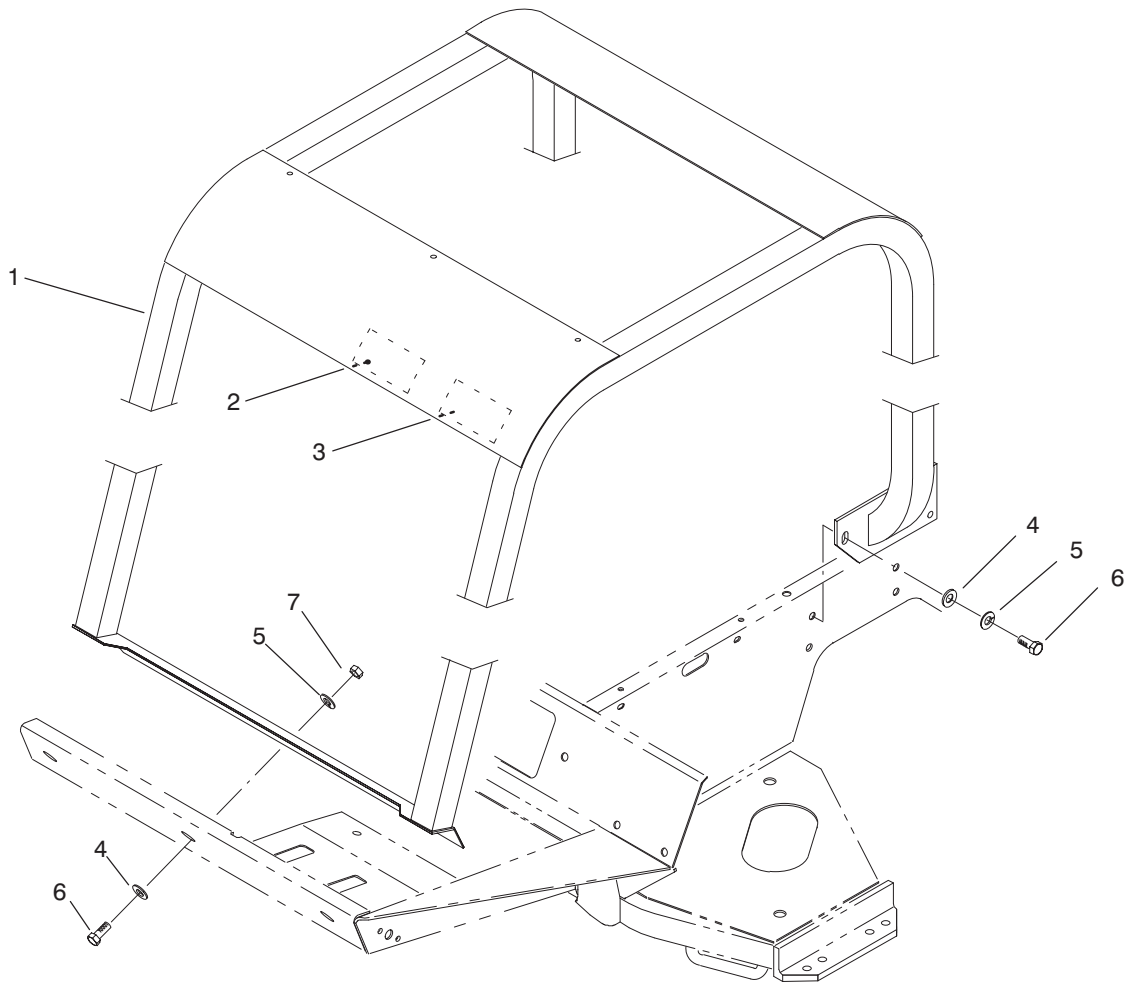
HYDRAULIC CYLINDER NO. 93-9311

Ref. No.	Part No.	Description	No. Used
†1	93-9313	Assembly - Barrel	1
2	32152-10	Nut	1
†3		Uni-ring	1
4	70-2780	Piston	1
†5		O-Ring	1
†6		Seal - Rod	1
†7		O-Ring	1
†8		Backup	1

Ref. No.	Part No.	Description	No. Used
9	93-7990	Head	1
†10		Seal - Dust	1
11	93-7991	Collar	1
12	75-3790	Shaft and Tube	1
13	302-5	Fitting - Grease	1
*	86-7330	Seal repair Kit (Incl. Ref. #3, 5-8 & 10)	1

PROTOTYPE

*Not Illustrated
†Not Serviced Separately



T-1959-1

ROLL OVER PROTECTION SYSTEM (R.O.P.S.) ASSEMBLY

Ref. No.	Part No.	Description	No. Used
1	83-7410	Roll - Bar	1
2	85-9980	Decal - ROPS	1
3	83-7430	Decal - Danger	1
*	93-8050	Decal - Danger (Europe)	1
*	84-4300	Decal - Danger (Japan)	1
4	3256-26	Washer - Flat	9

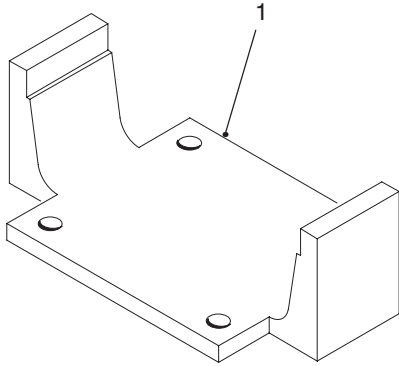
Ref. No.	Part No.	Description	No. Used
5	3253-7	Washer - Lock	9
6	325-5	Screw - Cap Hex. Hd.	9
7	3217-9	Nut - Lock	3
*	21-4191	Assembly - Seat Belt	1
*	3212-4	Screw - Cap Hex. Hd.	2
*	3253-6	Washer - Lock	2

PROTOTYPE

*Not Illustrated

SPECIAL TOOLS

AXLE TOOL NO. *TOR859920



T-1325-1

Ref. No.	Part No.	Description	No. Used
1		Tool – Axle	1

PROTOTYPE

TORO PART NUMBER INDEX

Part No.	Description	Pg. No.	Ref. No.	Qty.	Part No.	Description	Pg. No.	Ref. No.	Qty.
3-3251	Spring - Compression	3	12	1	42-7180	Bushing	40	5	4
3-6498	Washer - Thrust	30	22	2	42-7190	Bushing	39	5	2
3-6498	Washer - Thrust	64	24	4	42-7200	Bushing	40	17	1
3-6498	Washer - Thrust	62	30	6	42-7290	Gasket	42	20	1
3-6657	Clamp - Cable	37	13	1	42-7310	Bearing - Needle	49	20	2
3-6657	Clamp - Cable	6	29	1	42-7390	Seal - Oil	44	7	1
5-0652	Spacer	5	42	1	42-7420	Cap - Oil	43	10	1
5-0743	Spring - Counterbalance	64	2	2	42-7440	Hanger - Engine	43	6	2
5-0743	Spring - Extension	62	22	3	42-7510	Pipe	43	12	1
5-1096	Chain - Cutting Unit	64	33	2	42-7550	Gasket	47	6	1
5-1226	Washer	56	43	2	42-7550	Gasket	53	102	1
7-3900	Pad - Brake	5	26	2	42-7730	Key - Woodruff	39	28	2
21-4191	Assembly - Belt, Seat	7	50	1	42-7730	key - Woodruff	41	25	1
21-4191	Assembly - Seat Belt	70	*	1	42-7840	Key - Sunk	41	20	1
21-7670	Case-Differential	27	33	1	42-7860	Seal	41	13	6
21-7690	Gear-Pinion	26	6	2	42-7890	Tappet	41	23	6
21-7700	Shaft-Pinion Mate	27	31	1	42-7990	Ring - Snap	41	1	2
21-7710	Pin-Roll	27	30	1	42-8010	Shim - 0.2 mm	48	5	A/R
21-7720	Washer-Thrust	26	4	2	42-8020	Shim - 0.3 mm	48	*	A/R
21-7730	Washer-Thrust	26	7	2	42-8030	Shim - 0.4 mm	48	*	A/R
21-7770	Screw-Drive Gear	27	32	5	42-8040	Shim - 0.5 mm	48	*	A/R
21-8020	Spacer-Front Pinion	26	25	1	42-8050	Shim - 0.6 mm	48	*	A/R
21-8090	Diff. Adjust. Shim .003	27	38	A/R	42-8060	Shim - 0.7 mm	48	*	A/R
21-8100	Diff. Adjust. Shim .005	27	37	A/R	42-8070	Shim - 0.8 mm	48	*	A/R
21-8110	Diff. Adjust. Shim .010	27	36	A/R	42-8080	Shim - 0.9 mm	48	*	A/R
21-8120	Diff. Adjust. Shim .030	27	35	A/R	42-8090	Shim - 1.0 mm	48	*	A/R
21-8180	Bearing	28	3	2	42-8690	Metal	49	5	1
21-8270	Pin-Dowel	26	3	2	42-8810	Pin - Grooved	49	30	1
21-8360	Clip-Retaining	28	12	2	42-8830	O-Ring	42	2	1
21-8390	Cup-Bearing	26	24	1	42-8830	O-Ring	53	107	1
21-9260	Seal - Shaft	3	27	1	42-8930	Spring	42	19	1
21-9370	Screw-Adjusting	28	16	2	42-9210	Bolt - Cap, Bearing	40	10	8
21-9380	Nut-Pivot	28	17	2	42-9240	Bolt W/Washer	48	25	3
21-9390	Socket-Adjusting Screw	28	15	2	42-9250	Screw - Cap Hex. Hd.	37	40	8
21-9420	Spring-Shoe Return, L.H.	28	19	2	42-9300	Screw - Cap Hex. Hd.	38	64	1
21-9430	Spring-Shoe Return, R.H.	28	7	2	42-9440	Bolt W/Washer	39	6	4
21-9440	Spring-Adjusting Screw	28	14	2	42-9440	Bolt with Washer	42	34	1
21-9450	Shield-Dust	28	5	2	42-9570	Stud	43	3	4
21-9460	Retainer-Brake, Parking	28	10	4	42-9600	Washer - Lock	59	9	28
23-2270	Bushing - Rubber	30	26	1	42-9600	Washer - Lock	38	65	1
23-7270	Nut - Lug	24	2	10	42-9600	Washer - Lock M10	57	42	24
24-0760	Exchanger - Heat	34	45	1	42-9810	Washer - Plain	39	13	1
24-8790	Gear-Bevel, Differential	26	5	2	42-9820	Washer	41	18	1
24-8840	Ring-Bearing, Wheel	28	22	2	42-9830	Washer - Seal	48	1	2
24-9180	Lever, Brake, Parking	28	4	2	42-9850	Washer - Lock	36	16	6
25-8640	Screw - Hex. Head	6	25	2	42-9850	Washer - Lock	37	28	2
27-2360	Assembly - Ignition Switch	11	19	1	42-9850	Washer - Lock	61	28	1
27-3710	Dipstick - Axle	25	48	1	42-9850	Washer - Lock M8	57	34	8
27-5340	Hose - Fuel	22	11	1	42-9850	Washer - Lock, M8	59	29	28
27-6852	Shaft-Axle, Flanged R.H.	28	*	1	43-1810	Ring - Gear	39	24	1
27-6862	Shaft-Axle, Flanged L.H.	28	1	1	43-2550	Filter	48	29	1
27-7110	Assembly - Element	55	8	1	43-2560	Gasket	48	28	1
27-7120	Nut	55	3	1	43-2570	Gasket	48	30	1
27-7130	Assembly - Clamp	55	4	1	43-2580	Magnet	48	27	1
27-7140	Baffle	55	2	1	43-2740	Gasket	36	8	1
27-7150	Assembly - Cup	55	1	1	43-2750	Nut	48	23	1
27-7160	Decal - Instructions	54	4	1	43-2750	Nut - Lock	36	9	1
27-7170	Assembly - Band	55	7	2	43-2860	Bolt W/Washer	48	9	2
27-7220	Air Cleaner Soap	55	*	1	43-3810	Tube - Air Cleaner (Optional)	55	13	1
27-9560	Spacer	38	53	1	43-5930	Washer - Lock	59	14	12
28-0670	Seal-Oil	28	8	2	43-5930	Washer - Lock	37	26	1
28-0680	Drum-Brake	28	13	2	43-6710	Diff. Adjust. Shim .003	26	15	A/R
28-1280	Boot - Cable	54	14	1	43-6711	Diff. Adjust. Shim .005	26	16	A/R
29-6162	Switch - Neutral	30	6	1	43-6712	Diff. Adjust. Shim .010	26	17	A/R
33-1260	Assembly - Cover	55	12	1	43-6713	Diff. Adjust. Shim .030	26	18	A/R
33-1270	Bowl	55	11	1	43-6750	Cup-Bearing, Tapered	26	10	1
36-3400	Decal - No Step	63	62	2	43-6760	Cone-Bearing, tapered	26	9	1
38-3400	Guard - Rubber	18	8	2	43-6810	Spider-Torque	28	6	2
42-6080	Shim - Axle	24	43	A/R	44-2210	Asm. - Warning Lights	3	32	1
42-7080	Cap - Sealing	43	7	5	44-2670	Hose - Fuel	22	18	1
42-7160	Pin - Dowel	40	18	1	46-6550	Connector - Fuel, Elbow 90°	22	20	1
42-7170	Plug - Expansion	40	19	1	46-6560	Grommet	22	21	2

*Not Illustrated

TORO PART NUMBER INDEX (Cont.)

3318-583

Part No.	Description	Pg. No.	Ref. No.	Qty.	Part No.	Description	Pg. No.	Ref. No.	Qty.
46-8091	Screw - Cap Hex. Hd.	1	7	4	63-8310	Valve-Drain	23	4	1
47-0110	Spacer - Spindle	37	6	1	63-8360	Key - Ignition	11	9	1
48-1990	Nut - Jam	42	12	1	63-8410	Washer - Flat	22	27	3
48-4220	Assembly - Air Cleaner	54	2	1	63-8410	Washer - Flat	14	37	3
48-4220	Assembly - Air Filter	55	*	1	63-9920	Decal - EEC 105	7	46	1
48-7430	Assembly - Pre-Cleaner	55	*	1	65-5100	Handle	1	5	2
48-7700	Screw - Cap Hex. Hd.	37	21	1	66-2330	Base - Battery	54	10	1
48-7710	Screw - Cap Hex. Hd.	36	20	2	66-2490	Clamp - Battery	54	18	1
48-7710	Screw - Cap, M8 x 20	59	39	4	66-2920	Washer - Friction	6	32	2
48-7780	Screw - Cap Hex. Hd.	56	48	8	66-2960	Cluster - Warning	11	7	1
48-7890	Nut - Hex.	37	27	1	66-3180	Tube - Vent	33	26	1
48-7930	Nut - Lock	36	17	4	66-3240	Cap - Radiator	33	13	1
48-8030	Washer - Flat	61	29	1	66-4190	Spring	6	37	1
48-8070	Washer - Lock	37	39	10	66-6480	Washer - Flat	24	44	4
48-9220	Washer - Flat	56	47	8	66-8121	Standpipe - Elbow 90°	22	19	1
48-9460	Bolt - Hex. Hd.	57	35	4	66-8520	Bumper - Down-stop	8	17	2
48-9460	Screw - Cap Hex. Hd.	61	27	1	66-8530	Adjuster	8	16	1
48-9460	Screw - Cap, M8 x 25	59	28	20	66-8560	Nut - Push	8	11	4
48-9470	Bolt - M10 x 30	58	43	24	66-8610	Weldment - Lower	8	10	1
48-9470	Screw - Cap, M10 x 30	59	10	4	66-8800	Relay - Glow Plug	34	56	1
48-9480	Screw - Cap Hex. Hd.	56	30	4	66-9290	Spacer	8	15	6
49-2040	Screw - Hex. Washer Hd.	2	49	2	66-9303	Screw - Cap Hex. Hd.	36	6	3
49-6440	Plate - Traction Pedal	5	11	1	66-9770	Seal	4	28	1
52-1320	Decal - Fuel	2	28	1	66-9780	Bushing	4	29	1
53-8150	Assembly - Fuel Pump	22	2	1	66-9860	Upper Cover & Jacket	4	37	1
53-8150	Assembly - Pump, Electric	48	*	1	66-9870	Plate - Retaining	4	38	1
53-9680	Mount - Engine	37	46	2	66-9880	Washer - Retaining Plate	4	39	1
54-8660	Washer	47	17	1	66-9890	Ring - Retaining	4	40	1
54-8670	Bolt	39	26	4	66-9900	Shaft - Input	4	41	1
54-9040	Yoke - End	36	1	1	66-9970	Spring Kit	4	*	1
54-9090	Yoke - End	61	7	1	66-9980	Seal - Kit	4	*	1
54-9180	Kit - U-Joint	36	25	1	66-9990	Needle Roller Kit	4	*	1
54-9180	Kit - Universal Joint	61	8	2	67-1630	Spacer - Fan	37	10	1
55-4300	Decal - Warning	62	33	3	67-1690	Fitting - Fuel Elbow 90°	22	35	2
55-4300	Decal - Warning	65	45	2	67-1750	Bushing - Sleeve	62	9	12
56-0100	Plug - Taper	40	8	1	67-1750	Bushing - Sleeve	56	13	2
56-0220	Pin - Dowel	40	1	2	67-1750	Bushing - Sleeve	64	27	8
56-0750	Clamp A	48	8	2	67-2340	Bolt W/Washer	44	3	7
56-0760	Clamp B	48	12	2	67-2340	Bolt W/Washer	42	10	15
56-1230	Shaft	40	6	1	67-2340	Bolt W/Washer	41	27	2
56-1310	Switch - Oil	42	5	1	67-2440	Bolt W/Washer	48	26	2
56-1360	Fitting - Outlet, Water	47	5	1	67-2500	Plunger	42	18	1
56-1400	Clip	47	20	2	67-2520	Plug	42	21	1
56-2020	Bolt W/Washer	47	4	2	67-2570	Plug - Taper	40	3	1
56-2460	Washer - Flat	56	14	2	67-2570	Plug - Taper	43	16	1
57-6390	Nut - Lock	37	37	2	67-3100	Retainer	41	14	6
60-7280	Bolt	43	2	4	67-3260	Washer - Spring	49	34	1
60-7390	Plate - Thrust	41	26	1	67-3390	Gasket - Holder	48	4	3
61-2790	Screen - Filler	14	3	1	67-3390	Gasket - Holder	53	105	3
62-3820	Fitting - Grease	36	24	1	67-3430	Nut	48	13	3
62-5550	Decal - TORO	1	1	1	67-3440	Gasket - Fuel Return	53	104	3
62-5550	Decal - Toro (Europe)	54	30	1	67-3440	Gasket - Return, Fuel	48	14	3
62-6300	Assembly - Sleeve	55	10	1	67-4180	Nut	49	7	1
62-7400	Decal - TORO	1	16	1	67-4200	Nut	49	8	1
62-7650	Gasket - Sending Unit	22	7	1	67-4210	Case	49	12	1
63-6890	Hinge - Hood R.H.	1	*	1	67-4220	Screw - Adjusting	49	9	1
63-6900	Hinge - Hood L.H.	1	17	1	67-4240	Cap	49	2	1
63-7380	Assembly - Expansion Tank	54	7	1	67-4290	Nut	49	32	2
63-7400	Washer - Flat	37	34	4	67-4580	Bolt	43	1	2
63-7590	Relay - Starter	33	42	1	67-4660	Bolt - Flange Head	47	18	1
63-7610	Hose - Fuel	22	1	1	67-4790	Assembly - Shaft, Pinion	50	12	1
63-7628	Hose - Fuel	22	29	1	67-7160	Block - Fuse	11	21	2
63-7640	Unit - Sending	22	8	1	67-7960	Decal - Hands/Feet	63	*	3
63-7650	Filter - Fuel	22	32	1	67-7960	Decal - Hands/Feet	65	*	2
63-7732	Cable - Brake R.H.	5	*	1	67-9410	Washer - Thrust	56	27	2
63-7733	Cable - Brake L.H.	5	29	1	68-5140	Cap - Steering Wheel	3	7	1
63-7880	Pin - Brake Latch	5	28	1	68-5370	Decal - TORO	3	5	1
63-7900	Rack - Parking Brake	3	20	1	68-6150	Breather - Hydraulic Tank	14	2	1
63-8140	Pulley - Idler	38	58	1	68-6823	Assembly - Axle	56	42	1
63-8280	Head-Filter, Fuel	23	1	1	69-4780	Clamp - Light Cluster	12	42	1
63-8290	Vent-Air	23	2	1	69-8930	Washer - Flat	20	13	8
63-8300	Element-Spin-On	23	3	1	69-8960	Spacer	20	29	4

*Not Illustrated

TORO PART NUMBER INDEX (Cont.)

Part No.	Description	Pg. Ref. No. No. Qty.	Part No.	Description	Pg. Ref. No. No. Qty.
70-2560	Decal - Lube	56 36 1	72-5090	Gear - Bevel	59 18 2
70-2780	Piston	67 4 1	72-5090	Gear - Bevel	57 21 2
70-2780	Piston	68 4 1	72-5100	Spacer	57 20 2
70-2780	Piston	69 4 1	72-5130	Vent	57 23 1
70-2970	Nut - Jam	41 5 6	72-5140	O-Ring	57 25 1
70-3970	Plate - Shim .6 mm	46 28 A/R	72-5150	Plug	57 26 1
70-4070	Plate - Shim .2 mm	46 * A/R	72-5160	Shim .1mm	57 29 1
70-4080	Plate - Shim .3 mm	46 * A/R	72-5170	Shim .15 mm	57 * 1
70-4090	Plate - Shim .4 mm	46 * A/R	72-5180	Shim .5 mm	57 * 1
70-4100	Plate - Shim .5 mm	46 * A/R	72-5190	Shim .8 mm	57 * 1
70-8220	Cable - Ground	37 41 1	72-5200	Shim 1.0 mm	57 * 1
70-8530	Wire - Fuel Pump	22 33 1	72-5210	Shim 1.2 mm	57 * 1
70-8570	Breaker - Circuit	12 * 2	72-5360	Ring - Retaining	57 19 2
71-1520	Cap - Expansion Tank	54 8 1	72-5370	Ring - Retaining	57 22 2
71-4330	Seal	27 41 1	72-5440	Pin - Spring	58 46 1
71-4350	Nut	26 20 1	72-5460	O-Ring	57 32 1
71-4450	Bolt - Wheel	56 39 10	72-5540	Case - Knuckle	59 30 2
71-4570	Housing - Clutch	61 23 1	72-5550	Cover	59 26 2
71-4580	Clutch - Roller	61 22 2	72-5560	Pin - King, Knuckle	59 20 2
71-4590	Washer - Thrust	61 14 2	72-5570	Shaft - Axle, Outer	59 35 2
71-4740	Assembly - Tie Rod End	56 33 2	72-5580	Gear - Bevel	59 5 4
71-4760	Seal - Tie Rod End	56 32 2	72-5590	Retainer - Bearing	59 15 2
72-0270	Nut - Retaining	46 1 3	72-5630	Gasket	59 16 2
72-0280	Piece - Distance	46 3 3	72-5650	Hub - Wheel	59 34 2
72-3420	Shaft - Slip Yoke	61 9 1	72-5660	Washer - Shaft, Wheel	59 33 2
72-3440	Yoke - Shaft	61 12 1	72-5680	Spacer	59 19 2
72-3560	Decal - 4WD	2 54 2	72-5720	Ring - Retaining	59 4 2
72-3570	Shim .094 - Diff. Adjust.	26 22 A/R	72-5730	Seal - Oil	59 24 4
72-3571	Shim .096 - Diff. Adjust.	26 * A/R	72-5740	Seal - Oil	59 2 2
72-3572	Shim .098 - Diff. Adjust.	26 * A/R	72-5770	Nut - Castle	59 32 2
72-3573	Shim .100 - Diff. Adjust.	26 * A/R	72-5780	Key	59 36 2
72-3574	Shim .102 - Diff. Adjust.	26 * A/R	72-5790	Screw - Cap, M6 x 18	59 13 12
72-3575	Shim .104 - Diff. Adjust.	26 * A/R	72-5800	Bolt	57 1 8
72-3576	Shim .106 - Diff. Adjust.	26 * A/R	72-5810	Bolt	57 7 8
72-3577	Shim .108 - Diff. Adjust.	26 * A/R	72-5820	Plug	57 28 1
72-3578	Shim .110 - Diff. Adjust.	26 * A/R	72-5840	Gasket	57 27 1
72-3580	Shim .112 - Diff. Adjust.	26 * A/R	72-6950	Retainer	40 16 1
72-3581	Shim .114 - Diff. Adjust.	26 * A/R	72-9420	Assembly - Vent Tube	27 39 1
72-3582	Shim .116 - Diff. Adjust.	26 * A/R	74-0720	Tube - Manual	6 11 1
72-3583	Shim .118 - Diff. Adjust.	26 * A/R	74-3810	Assembly - Load Plate	21 9 1
72-3584	Shim .120 - Diff. Adjust.	26 * A/R	74-5520	Clutch - Fan	37 1 1
72-3585	Shim .125 - Diff. Adjust.	26 * A/R	74-5950	Assembly - Swell Latch	11 5 1
72-3586	Shim .127 - Diff. Adjust.	26 * A/R	74-5950	Assembly - Swell Latch	2 44 3
72-3587	Shim .129 - Diff. Adjust.	26 * A/R	74-9100	Pad - Forward	5 12 1
72-3588	Shim .131 - Diff. Adjust.	26 * A/R	74-9110	Pad - Reverse	5 14 1
72-3590	Shim .133 - Diff. Adjust.	26 * A/R	75-0012	Assembly - Transmission	24 34 1
72-3591	Shim .135 - Diff. Adjust.	26 * A/R	75-0020	Housing	29 5 1
72-3592	Shim .137 - Diff. Adjust.	26 * A/R	75-0030	Gasket - Housing	29 46 1
72-3593	Shim .139 - Diff. Adjust.	26 * A/R	75-0040	Center Section	29 18 1
72-3594	Shim .141 - Diff. Adjust.	26 * A/R	75-0060	Plug	29 20 4
72-3595	Shim .143 - Diff. Adjust.	26 * A/R	75-0070	Plug	29 41 1
72-3596	Shim .145 - Diff. Adjust.	26 * A/R	75-0090	Screw - Cap Hex Hd.	29 9 8
72-3597	Shim .147 - Diff. Adjust.	26 * A/R	75-0110	Screw - Cap Hex Hd.	29 35 2
72-3598	Shim .149 - Diff. Adjust.	26 * A/R	75-0120	Screw - Cap Hex Hd.	29 28 1
72-3600	Shim .151 - Diff. Adjust.	26 * A/R	75-0130	Screw - Cap Hex. Hd.	29 24 3
72-4870	Case - Differential	57 24 1	75-0140	Spring - Conical	29 26 1
72-4880	Cover	57 2 1	75-0150	Guide - Seal	29 2 1
72-4890	O-Ring	57 3 1	75-0160	Plug - Pipe	29 47 1
72-4900	Case - Differential	57 8 1	75-0170	Plug - Straight Thread	29 19 4
72-4910	Flange - Case, Diff.	57 12 1	75-0180	Screw - Cap Hex Hd.	29 36 2
72-4930	Gear - Side, Differential	57 9 1	75-0190	Plug - Special	29 27 2
72-4940	Gear - Side, Differential	57 40 1	75-0200	Plug - Straight Thread	29 38 2
72-4950	Gear - Pinion, Differential	57 10 2	75-0210	O-Ring	29 6 2
72-4960	Shim .1 mm	57 5 1	75-0220	Pin	29 48 2
72-4970	Shim .15 mm	57 * 1	75-0230	Seal - Lip	29 8 1
72-4980	Shim .5 mm	57 * 1	75-0240	O-Ring	29 21 6
72-4990	Shim .8 mm	57 * 1	75-0250	Pin - Slotted	29 54 1
72-5000	Shim 1.0 mm	57 * 1	75-0260	Valve - Relief	29 23 4
72-5010	Shim 1.2 mm	57 * 1	75-0270	Spring	29 39 1
72-5020	Shaft - Pinion	58 47 1	75-0280	Spring	29 42 1
72-5030	Pin - Dowel	58 45 2	75-0290	Spring	29 22 2
72-5040	Washer - Gear, Diff.	57 11 1	75-0310	Shim	29 40 1

*Not Illustrated

TORO PART NUMBER INDEX (Cont.)

3318-583

Part No.	Description	Pg. No.	Ref. No.	Qty.	Part No.	Description	Pg. No.	Ref. No.	Qty.
75-0320	Nipple	29	37	1	75-3430	Rod - Throttle	6	33	1
75-0330	Seal - Lip	29	34	1	75-3480	Weldment - Upper	8	23	1
75-0340	Bearing - Needle	29	33	1	75-3510	Bolt - Shoulder	8	26	2
75-0350	Pin	29	31	1	75-3530	Spring - Compression	8	3	1
75-0360	Gerotor	29	30	1	75-3540	Pin - Roll	8	6	1
75-0370	O-Ring	29	29	1	75-3550	Bumper - Seat	8	7	2
75-0380	Plate - Valve	29	15	1	75-3580	Plate - Mounting, Seat	8	2	1
75-0390	Plate - Swash	29	12	1	75-3680	Rod - Seat	6	20	1
75-0400	Plate - Thrust	29	13	2	75-3780	Fan	37	2	1
75-0410	O-Ring	29	3	1	75-3790	Shaft and Tube	67	12	1
75-0430	Ring - Retaining	29	1	1	75-3790	Shaft and Tube	69	12	1
75-0440	Shaft - Motor	29	45	1	75-3810	Bracket - Roller	64	15	2
75-0450	Collar	29	50	1	75-3860	Fender - L.H.	2	29	1
75-0460	Bearing - Ball	29	51	2	75-4080	Plate - Traction	30	15	1
75-0470	Cylinder Block Kit	29	14	2	75-4100	Control - Pump	30	25	1
75-0480	Pin	29	10	2	75-4130	Plate - Switch	30	7	1
75-0500	Bearing - Needle	29	16	2	75-4180	Pin - Rear Axle	56	44	1
75-0510	Pin	29	17	1	75-4250	Bracket - Expansion Tank	54	21	1
75-0520	Bearing - Ball	29	4	1	75-4360	Bracket - Switch	6	8	1
75-0550	Strainer - Suction	14	29	1	75-4370	Bracket - Switch (Seat)	6	3	1
75-0560	Assembly - Steering Wheel	3	4	1	75-4400	Adaptor - Transmission	31	8	1
75-0570	Cable - Hood	1	21	1	75-4450	Hub - Fan Drive	37	9	1
75-0600	Assembly - Steering Valve	3	26	1	75-4520	Spring - Torsion R.H.	64	37	1
75-0600	Valve - Power Steering	4	*	1	75-4530	Spring - Torsion L.H.	64	*	1
75-0610	Tread - Foot R.H.	2	*	1	75-4550	Shaft - Center Arm Pivot	62	27	1
75-0620	Tread - Foot L.H.	2	39	1	75-4590	Rod - Pivot	64	34	2
75-0630	Tread - Foot Center	2	37	1	75-4650	Bracket - Spring Rear L.H.	64	*	1
75-0640	Tread - Footrest R.H.	2	*	1	75-4690	Bracket - Spring Rear R.H.	64	8	1
75-0650	Tread - Footrest L.H.	2	35	1	75-4700	Hose - Fuel	22	13	1
75-0721	Housing - Lower	27	34	1	75-4701	Hose - Fuel	22	16	1
75-0750	Decal - Backlap	34	53	1	75-4701	Hose - Fuel Vent	33	28	1
75-0920	Cartridge - Relief 3000 psi	17	13	1	75-4710	Warning Light Harness	11	28	1
75-0930	Hook - Oil Cooler	33	6	4	75-4720	Fitting - Hydraulic 90°	24	26	1
75-1010	Asm. - Switch, Toggle	11	16	1	75-5190	Decal - No Riders	2	32	2
75-1020	Switch - Backlap	33	44	1	75-5200	Bracket - Spring R.H.	62	*	1
75-1040	Cooler - Oil	34	52	1	75-5210	Bracket - Spring Center	62	16	1
75-1100	Support - Axle	56	5	1	75-5220	Bracket - Spring L.H.	62	*	1
75-1180	Manifold	19	7	2	75-5310	Spacer - Bearing	37	8	1
75-1180	Manifold - Hydraulic	18	23	1	75-5350	Pin - Cylinder Rod End	64	23	2
75-1210	Nut - Lock	60	2	1	75-5350	Pin - Cylinder Rod End	62	31	3
75-1220	Piston	60	3	1	75-5360	Pin - Cylinder Cap End	65	49	2
75-1250	Seal Kit	60	6	1	75-5390	Roller	64	20	2
75-1260	Head - Internal	60	4	1	75-5400	Shaft - Roller	64	19	2
75-1280	Decal - Warning	1	24	1	75-5410	Bracket - Arm	63	53	2
75-1300	Asm. - Hydraulic Filter Head	14	31	1	75-5470	Spacer	30	12	2
75-1310	Element - Hydraulic Filter	14	34	1	75-5720	Hose - Hydraulic	14	19	1
75-1330	Filter - Oil	24	31	1	75-5740	Box - Control	11	24	1
75-1360	Cable - Battery (Ground)	37	23	1	75-5780	Hinge - Cover	2	51	1
75-1370	Asm. - Battery Cable (+)	54	13	1	75-5780	Hinge - Cover	12	59	1
75-1390	Panel - Access	2	38	1	75-5810	Tool Box	2	26	1
75-1410	Panel - Floor	2	36	1	75-5890	Hose - Hydraulic	18	10	1
75-1420	Cover - Steering Tower	1	2	1	75-5890	Hose - Hydraulic	62	28	2
75-1430	Assembly - Brake Pedal R.H.	5	35	1	75-5890	Hose - Hydraulic	16	35	1
75-1440	Pedal - Brake L.H.	5	33	1	75-5900	Hose - Hydraulic	16	30	1
75-1470	Shaft - Brake Pedal	5	36	1	75-5900	Hose - Hydraulic	63	47	1
75-1490	Rod - Parking Brake	3	13	1	75-5910	Hose - Hydraulic	18	11	1
75-2010	Cartridge - Relief 2000 psi	17	14	1	75-5910	Hose - Hydraulic	63	60	1
75-2080	Kit - Seal	17	*	10	75-5940	Hose - Hydraulic	18	9	1
75-2090	Kit - Seal	17	*	3	75-5940	Hose - Hydraulic AUX	3	23	1
75-2120	Shaft and Tube	68	12	1	75-6070	Hose - Hydraulic	19	15	1
75-2170	Tube - Pump Control	5	37	1	75-6070	Hose - Hydraulic L.H. (Cap)	64	11	1
75-2810	Clamp - Steering Valve	3	3	1	75-6080	Hose - Hydraulic	19	14	1
75-2851	Hose - Expansion Tank	54	5	1	75-6080	Hose - Hydraulic L.H. (Rod)	64	*	1
75-2851	Hose - Expansion Tank	33	16	1	75-6130	Hose - Hydraulic	14	9	1
75-2970	Pedal - Traction	5	13	1	75-6180	Hose - Hydraulic	19	1	2
75-3010	Joint - Arm	64	41	2	75-6180	Hose - Hydraulic R.H.	64	21	2
75-3010	Joint - Arm	63	54	3	75-6220	Hose - Hydraulic	56	23	1
75-3110	Collar - Transmission	24	14	1	75-6220	Hose - Hydraulic LT	3	24	1
75-3270	Lever - Traction Pivot	5	8	1	75-6230	Hose - Hydraulic	56	24	1
75-3390	Bracket - Backlap	34	55	1	75-6230	Hose - Hydraulic RT	3	18	1
75-3400	Shaft - Seat Pivot	6	15	1	75-6240	Hose - Hydraulic	31	14	1
75-3420	Assembly - Lift Control	11	37	1	75-6240	Hose - Hydraulic IN	3	19	1

*Not Illustrated

TORO PART NUMBER INDEX (Cont.)

Part No.	Description	Pg. No.	Ref. No.	Qty.	Part No.	Description	Pg. No.	Ref. No.	Qty.
75-6250	Hose - Hydraulic	14	17	1	83-5330	Washer - Bearing	57	38	1
75-6250	Hose - Hydraulic OUT	3	25	1	83-5340	Nut - Bearing	57	37	1
75-6260	Cover - Tool Box	2	47	1	83-5350	Case - Bearing	57	33	1
75-6270	Cover - Control Box	11	15	1	83-5360	Seal - Oil	57	36	1
75-6280	Bracket - Hose	1	22	1	83-5370	Assembly - Ring & Pinion	58	*	1
75-6340	Strainer - In-Line	24	41	1	83-5380	Assembly - Piston Rod	60	5	1
75-6350	Hose	24	28	1	83-6780	Pin - Cylinder (Long)	63	61	2
75-6370	Cover - Sensor	63	49	1	83-6790	Pin - Cylinder (Short)	63	43	1
75-6380	Shaft - Fan	37	3	1	83-7410	Roll - Bar	70	1	1
75-6390	Pulley - Fan	37	5	1	83-7430	Decal - Danger	70	3	1
75-6490	Lever - Pedal Stop	5	20	1	83-7460	Spacer - Wheel	56	41	2
75-6510	Lever - Bracket	5	16	1	83-7470	Shim	61	2	2
75-6550	Disc - Friction	5	17	1	83-9150	Decal - Starting Fluid	54	3	1
75-6580	Cable - Pedal	5	7	1	84-1710	Piston	66	4	1
75-6640	Fitting - Hydraulic 90°	16	20	2	84-1740	Shaft and Tube	66	12	1
75-6680	Bar - Weight (Europe)	54	25	1	84-1760	Seal repair Kit	66	*	1
75-6710	Decal - Fast/Slow	5	18	1	84-2780	Decal - No Step (Japan)	63	*	2
75-6820	Meter - Hour	12	47	1	84-2860	Decal - Fuel (Japan)	2	*	1
75-6840	Knob - Knurled	2	42	4	84-2940	Decal - Warning (Japan)	62	*	3
75-6850	Tube - Oil Fill	25	47	1	84-2940	Decal - Warning (Japan)	65	*	2
75-6870	Hose - Hydraulic Suction	14	28	1	84-3100	Decal - Starting Fluid	54	*	1
75-6870	Hose - Suction	31	1	1	84-3260	Decal - Backlap (Japan)	34	*	1
75-6880	Screen - Spark Arrester	36	*	1	84-3340	Decal - Warning (Japan)	1	*	1
75-6930	Valve - SCR	29	52	1	84-3420	Decal - No Riders (Japan)	2	*	2
76-1910	Shaft - Pivot	8	12	2	84-3500	Decal - Fast/Slow (Japan)	5	*	1
76-1920	Bushing - Sleeve	8	9	4	84-3660	Decal - Warning (Japan)	2	*	1
76-1930	Knob - Tension Adjustment	8	19	1	84-4220	Decal - Hands/Feet	63	*	3
76-1940	Spring - Extension	8	14	2	84-4220	Decal - Hands/Feet	65	*	2
76-2460	Bearing Assembly	61	5	1	84-4300	Decal - Danger (Japan)	70	*	1
76-2940	Bumper - Rubber	8	8	2	84-8320	Insert - Hinge	62	10	4
76-4690	Axle Coupling Assembly	61	15	1	84-8590	Assembly - Shoe & Lining	28	9	4
76-8640	Stud - Traction	30	23	1	84-8600	Set of Lined Brake Shoes	28	*	1
76-8730	Decal - Bolt Torque	24	1	2	85-4330	Cover - Gear	24	9	1
76-8750	Plate - Caution	33	21	1	85-4340	Plate - Sensor Mounting	24	11	1
76-9430	Spring - Extension	30	8	1	85-4350	Sensor - Gear Tooth	24	5	1
77-0490	Decal - Bolt	24	17	1	85-4390	Sensor - Magnet	65	60	1
77-2870	Weldment - Hanger	8	18	1	85-4420	Gauge - Speedometer	11	2	1
80-4860	Pin - Clevis	8	1	1	85-4440	Decal - ECU	12	61	1
80-4880	Decal - Bolt (Japan)	24	*	1	85-4470	Assembly - Potentiometer	12	44	1
82-6490	Hose - Hydraulic	63	65	1	85-4480	Knob	11	25	1
82-6910	Screw - Cap Hex. Hd.	56	26	4	85-4491	Lamp - Diagnostic	12	57	1
82-8170	Clamp	20	35	4	85-4530	Decal - Danger	6	17	1
82-8170	Clamp	65	57	2	85-4610	Decal - Clip	6	41	1
82-8170	Clamp - Hose	62	8	8	85-4650	Connector - Loop Back	12	*	1
82-8170	Clamp - Rubber	18	20	4	85-4730	Decal - Hyd. Oil	1	4	1
82-8270	Valve - Flow Control	19	13	1	85-4730	Decal - Oil	18	7	1
82-8270	Valve - Flow Control	16	31	1	85-4750	Display - Diagnostic-ACE	9	2	1
82-8270	Valve - Flow Control	63	71	1	85-4760	Decal - Diagnostic-ACE	9	1	1
82-9060	Adjuster W/Handle	8	13	1	85-9900	Plate - Spring Anchor	30	16	1
83-4780	Housing - Charge Pump	29	32	1	85-9910	Eyebolt	30	27	1
83-4900	Shaft - Traction	61	31	1	85-9980	Decal - ROPS	70	2	1
83-4910	Coupler - Pinion	27	40	1	86-3040	Coupling - Driveshaft	36	7	1
83-4930	Arm - Steering L.H.	56	31	1	86-7220	Gear - Pinion	24	37	1
83-4950	Arm - Steering R.H.	56	46	1	86-7230	Gear - Spur	26	14	1
83-4970	Bracket - Bearing	61	3	1	86-7330	Seal Repair Kit	68	*	1
83-5010	Assembly - Tie Rod	56	*	1	86-7330	Seal repair Kit	67	*	1
83-5020	Assembly - Tube & Clamp	56	12	1	86-7330	Seal repair Kit	69	*	1
83-5030	Asm. - Hydraulic Cylinder	56	28	1	86-7520	Asm. - Trunnion Cover R.H.	29	7	1
83-5040	Washer	56	15	1	86-7530	Asm. - Trunnion Cover L.H.	29	49	1
83-5100	Support - Cylinder	56	17	1	86-7540	Shaft - Pump	29	11	1
83-5110	Stop - Axle	56	6	2	86-7550	Connector - Cover (2 Way)	12	*	2
83-5130	Spacer - Pinion	26	21	1	86-7560	Connector - Cover (3 Way)	12	*	3
83-5150	Pin - Cylinder	56	18	1	86-9190	Hose - Hydraulic	16	14	2
83-5160	Shim	56	29	2	88-0440	Decal - Floor Plate	18	6	1
83-5170	Stop - Reel, LH	65	*	1	88-1900	Decal - Floor Plate (Japan)	18	*	1
83-5180	Shim - Axle	56	35	2	88-1980	Decal - Oil (Japan)	18	*	1
83-5190	Drive Shaft Assembly	61	*	1	88-1980	Decal - Oil Hyd. (Japan)	1	*	1
83-5260	Tube - Slip Yoke	61	11	1	88-6960	Cartridge - 4W/2P	17	19	3
83-5270	Tube - Axle, R.H.	57	16	1	88-6970	Cartridge - N.O.	17	9	2
83-5280	Axle - R.H.	57	17	1	88-7020	Cartridge - N.O.	17	3	2
83-5290	Tube - Axle, L.H.	58	44	1	88-9190	Solenoid - 20 Watt	17	4	6
83-5310	Axle - L.H.	57	41	1	88-9200	Solenoid - 28 Watt	17	8	5

*Not Illustrated

TORO PART NUMBER INDEX (Cont.)

3318-583

Part No.	Description	Pg. Ref. No. No. Qty.	Part No.	Description	Pg. Ref. No. No. Qty.
92-1108	Decal - Danger (Japan)	6 * 1	93-0073	Cable - Throttle	6 24 1
92-1116	Decal - Service (Japan)	2 * 1	93-0074	Support - Cable	38 62 1
92-1124	Decal - Clip (Japan)	7 * 1	93-0075	Hose - Hydraulic	24 30 1
92-1125	Decal - Clip (Danish)	7 41 1	93-0075	Hose - Trans. to Cooler	34 * 1
92-1126	Decal - Clip (Dutch)	7 * 1	93-0076	Hose - Hydraulic	24 21 1
92-1127	Decal - Service (Italian)	6 * 1	93-0076	Hose - Trans. to Cooler	34 46 1
92-1128	Decal - Clip (Spanish)	6 * 1	93-0077	Hose - Cooler, R.H.	34 49 1
92-1129	Decal - Clip (German)	6 * 1	93-0077	Hose - Hydraulic	14 30 1
92-1130	Decal - Clip (French)	6 * 1	93-0078	Hose - Cooler, L.H.	34 * 1
92-1131	Decal - Clip (Swedish)	6 * 1	93-0078	Hose - Hydraulic	16 21 1
92-1180	Assembly - Seat	7 45 1	93-0081	Strip - Seal	1 9 1
92-1773	Screw-Cap, Hex Hd.	26 11 4	93-0082	Grommet	34 58 2
92-1774	Seal-Oil	28 2 2	93-0083	Plate - Valve	29 44 1
92-1920	Plug - Drain	42 6 1	93-0089	Bracket - Mount LH, Cooler	33 * 1
92-1921	Gasket - Plug, Drain	42 7 1	93-0090	Bracket - Mount RH, Cooler	33 4 1
92-1961	Seal	41 15 6	93-0092	Mount - Rubber, Rear	37 30 2
92-1961	Seal - Valve Stem	53 106 6	93-0093	Bracket - Eng. Left Rear	37 33 1
92-2143	Bolt W/Washer	43 22 5	93-0095	Bracket - Eng. Front	37 45 2
92-2379	Clamp - Hose	54 6 1	93-0096	Decal - A.C.E.	2 27 2
92-2379	Clamp - Hose	33 14 2	93-0097	Valve - SCR	29 25 1
92-2581	Assembly - Switch Arm	30 21 1	93-0118	Hose - Hydraulic	19 9 2
92-4808	Sleeve - Trans. Pilot	24 15 1	93-0118	Hose - Hydraulic	18 12 1
92-4846	Asm. - Trans. Support	24 39 1	93-0118	Hose - Hydraulic	16 33 1
92-4999	Fitting - Hydraulic 90°	34 51 2	93-0119	Hose - Hydraulic	18 13 1
92-5524	Decal - Noise Rating, 90	7 47 1	93-0119	Hose - Hydraulic	14 21 1
92-5549	Decal - Reelmaster [®] 5300D	1 10 2	93-0139	Manifold - Hydraulic	18 17 1
92-5720	Controller - Electronic	11 31 1	93-0140	Grommet	6 10 1
92-5751	Decal - Hood Trim L.H.	1 23 1	93-0142	Bushing - Straight	64 36 2
92-5752	Decal - Hood Trim R.H.	1 * 1	93-0143	Cartridge - Relief 250 psi	18 18 1
92-5797	Gasket - Axle	24 10 1	93-1268	Decal - HOC Selector	12 * 1
92-6315	Cartridge - N.C.	17 22 1	93-1374	Latch - Swell	33 1 2
92-6533	Kit - Cushion, Replacement	7 44 1	93-1375	Motor - Hydraulic	20 21 5
92-6534	Shell - Seat	7 43 1	93-1376	Assembly - Pump, Gear	31 18 1
92-8001	Sensor - Reed Switch	6 6 1	93-1396	Coupler - Trans.	31 7 1
92-8002	Sensor - Reed Switch	62 12 1	93-3102	Cap - Fuel Tank	22 22 1
92-8753	Magnet - Reed Switch	6 5 1	93-3139	Panel - Tower	3 10 1
92-8754	Actuator - Reed Switch	63 51 1	93-3140	Panel - Control	11 14 1
92-8775	Gasket - Kit, Liquid	28 * 1	93-3163	Spring	8 28 2
92-8795	Assembly - Body	21 10 1	93-3164	Cap	8 27 2
92-8796	Pin - Dowel	21 14 2	93-3165	Bracket	8 29 1
92-8863	Repair Kit	21 * 1	93-3350	Gear - Camshaft	39 35 1
92-9096	Assembly - Hose	14 46 1	93-3351	Gear - Pump, Injection	39 1 1
92-9096	Hose - Hydraulic	18 22 1	93-3352	Assembly - Idler, Gear	39 2 1
92-9097	Set Screw	64 43 2	93-3353	Bushing - Idler	39 36 1
92-9097	Set Screw	63 69 3	93-3354	Crankshaft	39 27 1
92-9098	Manifold - Tank	14 14 1	93-3355	Washer - Spring	39 12 1
93-0000	Hood	1 8 1	93-3356	Nut	39 11 1
93-0005	Strip - Foam, Top	33 11 1	93-3357	Pulley - Crankshaft	39 14 1
93-0011	Grill - Hood	1 12 1	93-3358	Assembly - Sub, Flywheel	39 25 1
93-0020	Radiator	33 12 1	93-3359	Gear - Crankshaft	39 15 1
93-0021	Asm. - Throttle Cable Swivel	6 26 2	93-3360	Cover	39 7 1
93-0022	Shroud - Fan	33 19 1	93-3361	Gasket - Cover	39 8 1
93-0023	Hose - Radiator Upper	33 18 1	93-3361	Gasket - Tie Rod Cover	53 11 1
93-0024	Hose - Radiator Lower	33 24 1	93-3362	Bushing - Camshaft	39 34 1
93-0025	Shield - Radiator	33 33 1	93-3363	Assembly - Shaft, Idler	39 4 1
93-0030	Asm. - Cooler Mount R.H.	33 9 1	93-3364	Ball - Steel	39 3 1
93-0032	Housing - Front Screen	33 2 1	93-3365	Pin - Dowel	39 9 2
93-0038	Support - Radiator	33 7 1	93-3366	Cap - Sealing	39 10 1
93-0043	Bracket - Fan Idler	38 55 1	93-3367	Plug - Taper	39 32 1
93-0044	Muffler	36 13 1	93-3368	Bolt	39 33 4
93-0045	Yoke - Slip Tube	36 4 1	93-3369	Cap - Sealing	39 31 2
93-0047	Assembly - U-Joint	36 * 1	93-3370	Bearing - Con-Rod	39 16 6
93-0047	Yoke - Shaft	36 3 1	93-3371	Asm. - Rod, Connecting	39 23 3
93-0048	Hose - Air Cleaner	37 19 1	93-3372	Nut	39 30 6
93-0049	Assembly - Engine	37 24 1	93-3373	Bolt - Connecting	39 17 6
93-0050	Bracket - Engine L.H. Rear	37 29 1	93-3374	Pin - Piston	39 18 3
93-0051	Bracket - Engine L.H. Front	37 48 1	93-3375	Ring Set - Piston	39 19 3
93-0054	Bracket - Fan	38 52 1	93-3376	Piston - Std.	39 22 3
93-0062	Belt - V	38 56 1	93-3377	Piston - O.S. 0.25	39 * 3
93-0063	Bracket - Engine R.H. Rear	37 * 1	93-3378	Piston - O.S. 0.50	39 * 3
93-0069	Pin - Pivot	65 52 2	93-3379	Set - Ring, Piston O.S. 0.25	39 * 3
93-0071	Asm. - Cooler Mount L.H.	33 * 1	93-3380	Set - Ring, Piston O.S. 0.50	39 * 3

*Not Illustrated

TORO PART NUMBER INDEX (Cont.)

Part No.	Description	Pg. Ref. No. No. Qty.	Part No.	Description	Pg. Ref. No. No. Qty.
93-3381	Cap - Sealing	40 2 2	93-3444	Cap - Filler	44 1 1
93-3382	Cap - Sealing	40 4 1	93-3445	Gasket - Gear	44 2 1
93-3383	Seal - Side	40 7 4	93-3445	Gasket - Gear	53 117 1
93-3383	Seal - Side	53 114 4	93-3446	Plate - Front	44 4 1
93-3384	Cylinder Block Assembly	40 20 1	93-3447	Gasket - Front Plate	53 116 1
93-3385	Cap - Metal	40 9 1	93-3447	Gasket - Plate, Front	44 5 1
93-3386	Cap - Sealing	40 15 3	93-3448	Case - Gear	44 6 1
93-3387	Bearing - Set Std.	40 14 1	93-3449	Bolt	44 8 8
93-3388	Bearing - Set U.S. 0.50 mm	40 * 1	93-3450	Assembly - Pump, Water	45 7 1
93-3389	Bearing - Set U.S. 0.75 mm	40 * 1	93-3451	Bolt W/Washer	45 6 2
93-3390	Case - Seal, Oil	48 19 1	93-3452	Joint	45 5 1
93-3391	Gasket - Oil Seal Case	53 115 1	93-3453	Gasket	45 8 1
93-3391	Gasket - Seal, Oil	48 21 1	93-3453	Gasket - Water Pump	53 112 1
93-3392	Seal - Oil	48 20 1	93-3454	Plate	45 9 1
93-3393	Bolt	48 18 5	93-3455	Gasket - Pump, Water	45 10 1
93-3394	Valve - Inlet	41 29 3	93-3455	Gasket - Water Pump	53 110 1
93-3395	Valve - Exhaust	41 28 3	93-3456	Bolt W/Washer	45 4 3
93-3396	Spring - Valve	41 16 6	93-3457	Bolt W/Washer	45 11 1
93-3397	Cap - Valve	41 12 6	93-3458	Pulley - Pump, Water	45 2 1
93-3398	Asm. - Rocker & Shaft	41 * 1	93-3459	Bolt W/Washer	45 1 4
93-3399	Bolt	41 9 1	93-3460	V-Belt	45 3 1
93-3400	Assembly - Rocker	41 * 1	93-3461	Assembly - Pump, Fuel	46 * 1
93-3401	Screw - Rocker	41 4 6	93-3462	Assembly - Sub, Housing	46 30 1
93-3402	Bracket, Shaft, Rocker	41 11 1	93-3463	Holder - Delivery, Valve	46 16 3
93-3403	Bracket - Shaft, Rocker	41 6 2	93-3464	Spring - Delivery, Valve	46 14 3
93-3404	Assembly - Shaft	41 * 1	93-3465	Gasket - Delivery, Valve	46 13 3
93-3405	Cap - Sealing	41 8 2	93-3466	Assembly - Sub, Valve	46 12 3
93-3406	Spring - Rocker	41 7 2	93-3467	Assembly - Sub, Element	46 11 3
93-3407	Bolt - Bracket, Rocker	41 10 3	93-3468	Sleeve - Control	46 24 3
93-3408	Shaft - Pump, Fuel Inject.	41 21 1	93-3469	Seat - Spring, Upper	46 25 3
93-3409	Bearing	41 19 1	93-3470	Spring - Plunger	46 26 3
93-3410	Bolt W/Washer	41 17 1	93-3471	Assembly - Sub, Tappet	46 29 3
93-3411	Rod - Push	41 22 6	93-3472	Assembly - Control, Rack	46 23 1
93-3412	Camshaft	41 24 1	93-3473	Seat - Spring, Lower	46 27 3
93-3413	Assembly - Strainer	42 13 1	93-3474	O-Ring	46 15 3
93-3414	Gasket	42 11 1	93-3475	Pin - Guide, Tappet	46 21 3
93-3414	Gasket	53 108 1	93-3476	Plate	46 22 1
93-3415	Assembly - Valve, Relief	42 22 1	93-3477	Plate - Adjusting	46 20 2
93-3416	Housing	42 17 1	93-3478	Bolt - Washer Head	46 19 2
93-3417	Gasket	42 16 1	93-3479	Screw - Hollow	46 10 1
93-3417	Gasket	53 101 1	93-3480	Screw - Bleeder, Air	46 8 1
93-3418	Gauge - Level, Oil	42 1 1	93-3481	Washer - Union, Pipe	46 9 1
93-3420	Assembly - Pump, Oil	42 15 1	93-3482	Plate - Shim .25 mm	46 * A/R
93-3421	Bolt	42 14 3	93-3483	Plate - Shim .35 mm	46 * A/R
93-3422	Assembly - Pan, Oil	42 9 1	93-3484	Plate - Shim .45 mm	46 * A/R
93-3423	Gasket	43 4 1	93-3485	Plate - Shim .55 mm	46 * A/R
93-3423	Gasket	53 113 1	93-3486	Plate - Shim .65 mm	46 * A/R
93-3423	Gasket - Muffler	36 15 1	93-3487	Plate - Name	46 18 1
93-3424	Gasket - Cover, Rocker	43 5 1	93-3488	Rivet	46 17 2
93-3424	Gasket - Rocker	53 123 1	93-3489	Assembly - Nozzle & Holder	46 * 1
93-3425	Guide - Valve, In	43 8 3	93-3490	Assembly - Sub, Body	46 7 3
93-3426	Bolt - Head, Cylinder	43 14 11	93-3491	Washer - 1.25 mm	46 6 A/R
93-3427	Guide - Valve	43 15 3	93-3492	Washer - 1.3 mm	46 * A/R
93-3428	Cylinder Head Assembly	43 17 1	93-3493	Washer - 1.35 mm	46 * A/R
93-3429	Cap - Sealing	43 29 1	93-3494	Washer - 1.4 mm	46 * A/R
93-3430	Jet - Combustion	43 28 3	93-3495	Washer - 1.45 mm	46 * A/R
93-3431	Gasket - Cylinder Head	53 122 1	93-3496	Washer - 1.5 mm	46 * A/R
93-3431	Gasket - Head, Cylinder	43 26 1	93-3497	Washer - 1.55 mm	46 * A/R
93-3432	Bolt W/Washer	43 27 2	93-3498	Washer - 1.6 mm	46 * A/R
93-3433	Assy. - Cover, Rocker	43 11 1	93-3499	Washer - 1.65 mm	46 * A/R
93-3434	Gasket - Cover, Inlet	43 18 1	93-3500	Washer - 1.7 mm	46 * A/R
93-3434	Gasket - Inlet Cover	53 124 1	93-3501	Spring - Pressure	46 5 3
93-3435	Bolt W/Washer	43 9 4	93-3502	Pin - Pressure	46 4 3
93-3436	Gasket - Exhaust	43 30 1	93-3503	Assembly - Nozzle	46 2 3
93-3436	Gasket - Exhaust	53 125 1	93-3504	Solenoid - Stop	36 10 1
93-3437	Asm. - Manifold, Exhaust	43 31 1	93-3504	Assembly - Solenoid	48 22 1
93-3438	Assy. - Cover, Inlet	43 20 1	93-3505	Bracket - Starter	48 24 1
93-3440	Pipe - Inlet	43 21 1	93-3506	Plug - Glow	48 16 3
93-3441	Gasket - Inlet Pipe	53 118 1	93-3507	Plate - Connection	48 6 1
93-3441	Gasket - Pipe, Inlet	43 25 1	93-3508	Plate - Adjusting	47 16 1
93-3442	Bolt W/Washer	43 23 1	93-3509	Nut	47 12 1
93-3443	Bolt W/Washer	43 24 1	93-3510	Washer - Spring	47 13 1

*Not Illustrated

TORO PART NUMBER INDEX (Cont.)

3318-583

Part No.	Description	Pg. Ref. No. No. Qty.	Part No.	Description	Pg. Ref. No. No. Qty.
93-3511	Washer - Plain	47 14 1	93-3579	Assembly - Pulley	51 2 1
93-3512	Bolt - Alternator	47 15 1	93-3580	Bolt Set	51 4 1
93-3513	Pipe - Injector No.1	48 7 1	93-3581	Assembly - Bracket, Front	51 10 1
93-3514	Pipe - Injector No.2	48 10 1	93-3582	Screw Set	51 3 1
93-3515	Pipe - Injector No.3	48 11 1	93-3583	Bearing - Front	51 5 1
93-3516	Pipe - Leak Off, Fuel	48 15 1	93-3584	Assembly - Rotor	51 7 1
93-3517	Bolt	48 3 4	93-3585	Bearing - Rear	51 6 1
93-3518	Nipple - Swivel	48 2 1	93-3586	Assembly - Stator	51 12 1
93-3519	Assembly - Case, Therm.	47 11 1	93-3587	Assembly - Bracket, Rear	51 14 1
93-3520	Pipe	47 21 1	93-3588	Regulator Set	51 13 1
93-3521	Gasket - Case, Thermostat	47 8 1	93-3589	Brush	51 11 2
93-3522	Gasket - Thermo Case	53 120 1	93-3590	Assembly - Rectifier	51 9 1
93-3522	Bolt W/Washer	47 19 3	93-3591	Nut - Set	51 8 1
93-3523	Assembly - Hose, Fuel	47 1 1	93-3592	Kit- Gasket, Complete	53 * 1
93-3524	Thermostat	47 7 1	93-3593	Packing - Body	53 119 1
93-3525	Gauge	47 3 1	93-3594	Hose - Breather	43 13 1
93-3526	Switch	47 10 1	93-3595	Clip - Hose	43 32 1
93-3527	Gasket	47 9 1	93-3596	Pipe - Oil Inlet	39 20 3
93-3527	Gasket	53 109 1	93-3597	Bearing - Set U.S. 0.25 mm	40 * 1
93-3528	Plug	47 2 1	93-3598	Cap - Sealing	43 19 1
93-3529	Assembly - Case, Governor	49 1 1	93-3599	Gasket - Liquid	42 * 1
93-3530	Pin - Spring	49 18 1	93-3601	Decal - Service	1 25 1
93-3531	O-Ring	49 25 1	93-3604	Gasket	31 6 1
93-3532	Nut - Jam	49 33 1	93-3609	Bolt - Special	4 36 4
93-3533	Bolt - Speed Set	49 31 2	93-3611	Asm. - Control Manifold	16 6 1
93-3534	Spring - Governor	49 16 1	93-3612	Fitting - Hydraulic 90°	16 25 1
93-3535	Spring Set - Torque	49 13 1	93-3614	Assembly - Cover	21 4 1
93-3536	Stopper	49 11 1	93-3616	Assembly - Idler Gear	21 6 1
93-3537	Spring - Torque	49 10 2	93-3617	Assembly - Differential	27 * 1
93-3538	Spring - Start	49 21 1	93-3617	Assembly - Drive Shaft	21 7 1
93-3539	Shim - Shaft, Governor	49 23 1	93-3618	Assembly - Gear & Pinion	27 * 1
93-3540	Lever - Speed	49 35 1	93-3619	Upper Housing	27 26 1
93-3541	Case - Governor	49 36 1	93-3621	Bracket - Eng. Right Rear	37 * 1
93-3542	Lever - Spring, Governor	49 17 1	93-3625	Spring - Joystick Return	12 58 1
93-3543	Lever - Tension	49 19 1	93-3626	Bracket - Hose	33 35 1
93-3544	Lever - Governor	49 22 1	93-3626	Bracket - Hose	2 41 1
93-3545	Shaft - Governor	49 24 1	93-3639	Decal - Warning	2 48 1
93-3546	Rod - Tie	49 15 1	93-3640	Stop - Reel, RH	65 56 1
93-3547	Spring - Rod, Tie	49 14 1	93-3641	Plate - Idler Stop	7 49 1
93-3548	Gasket - Case, Governor	49 29 1	93-3642	Tube - Hydraulic	31 12 1
93-3548	Gasket - Governor Case	53 121 1	93-3642	Tube - Hydraulic	16 38 1
93-3549	Shaft - Sleeve, Sliding	49 26 1	93-3643	Tube - Hydraulic	31 13 1
93-3550	Sleeve - Sliding	49 27 1	93-3643	Tube - Hydraulic	16 39 1
93-3551	Weight	49 28 1	93-3644	Guard - Flywheel	36 22 1
93-3552	Wire	49 6 1	93-3664	O-Ring	57 14 2
93-3553	Bolt	49 4 3	93-3665	O-Ring	57 15 2
93-3554	Bolt - Case, Governor	49 3 1	93-3666	Gear Box - Axle	59 23 2
93-3555	Assembly - Starter	50 * 1	93-3667	Case - Knuckle	59 38 2
93-3556	Screw	50 19 1	93-3668	Washer - Thrust	59 21 2
93-3556	Screw Set	50 3 1	93-3669	Bearing - Needle	59 22 2
93-3557	Assembly - Bracket, Front	50 4 1	93-3670	O-Ring	59 1 4
93-3558	Assembly - Lever	50 5 1	93-3671	Pin - Dowel	59 7 4
93-3559	Spring Set	50 6 1	93-3672	Arm - Knuckle	59 8 2
93-3560	Assembly - Bracket, Center	50 7 1	93-4268	Kit - Flange	32 * 1
93-3561	Assembly - Switch	50 8 1	93-4269	Kit - Housing, Section 1	32 * 1
93-3562	Armature Set	50 * 1	93-4270	Kit - Housing, Section 2	32 * 1
93-3563	Bearing - Front	50 13 1	93-4271	Kit - Housing, Section 3	32 * 1
93-3564	Bearing - Rear	50 14 1	93-4272	Kit - Individual Pieces	32 * 1
93-3565	Bolt Set	50 18 2	93-4277	Kit - Valve	32 19 1
93-3566	Assembly - Shaft, Clutch	50 * 1	93-4278	Pin - Dowel	32 4 4
93-3567	Pinion Set	50 2 1	93-4279	Plate - Distance	32 13 2
93-3568	Gear Set	50 21 1	93-4280	Coupling	32 9 2
93-3569	Gear	50 11 1	93-4281	Pin - Dowel	32 22 4
93-3570	Cover Set	50 10 1	93-4282	Block - Valve	32 18 1
93-3571	Assembly - Yoke	50 15 1	93-4283	Bolt	32 17 4
93-3572	Bolt Set	50 9 1	93-4284	Spacer - Cooler, Engine	42 31 1
93-3573	Assembly - Holder	50 16 1	93-4285	Cooler - Oil, Engine	42 26 1
93-3574	Spring - Brush	50 20 4	93-4286	O-Ring	42 32 1
93-3575	Assembly - Bracket, Rear	50 17 1	93-4287	O-Ring	42 30 1
93-3576	Stopper Set	50 1 1	93-4288	Fitting - Block, Engine	42 29 1
93-3577	Assembly - Alternator	51 * 1	93-4289	Hose - Cooler, Outlet	42 28 1
93-3578	Nut - Set	51 1 1	93-4290	Connector - Cooler	42 25 1

*Not Illustrated

TORO PART NUMBER INDEX (Cont.)

Part No.	Description	Pg. No.	Ref. No.	Qty.	Part No.	Description	Pg. No.	Ref. No.	Qty.
93-4291	Fitting - Pump, Water	42	23	1	93-8084	Decal - Diag. (Swedish)	9	*	1
93-4292	Cover - Spiral Tube	42	35	1	93-8085	Decal - Diag. (Portuguese)	9	1	1
93-4294	Hose - Cooler, Inlet	42	33	1	93-8086	Decal - Diag. (Norwegian)	9	*	1
93-4295	Assembly - Filter, Oil	42	4	1	93-8087	Decal - Diag. (Finnish)	9	*	1
93-4296	Clamp-R	42	24	1	93-8089	Decal - Diag. (Japanese)	9	*	1
93-4297	Clamp - Hose	42	27	4	93-8091	Decal - Service (Danish)	2	*	1
93-6668	Decal - Battery (Europe)	54	9	1	93-8092	Decal - Service (Dutch)	2	*	1
93-6680	Decal - Fuel (Europe)	2	*	1	93-8093	Decal - Service (Italian)	2	*	1
93-6681	Plate - Caution (Europe)	33	*	1	93-8094	Decal - Service (Spanish)	1	*	1
93-6682	Panel - Tower (Europe)	3	*	1	93-8095	Decal - Service (German)	1	*	1
93-6683	Panel - Control	11	*	1	93-8096	Decal - Service (French)	1	*	1
93-6684	Decal - Backlap (Europe)	34	*	1	93-8097	Decal - Service (Swedish)	2	25	1
93-6686	Decal - Hyd. Oil (Europe)	1	*	1	93-8098	Decal - Service (Portuguese)	2	*	1
93-6686	Decal - Oil (Europe)	18	*	1	93-8099	Decal - Service (Norwegian)	2	*	1
93-6687	Decal - No Step (Europe)	63	*	2	93-8496	Gauge - Temperature	11	8	1
93-6688	Decal - Hands/Feet	63	*	3	93-8497	Gauge - Fuel	11	1	1
93-6688	Decal - Hands/Feet	65	*	2	93-8744	Rivet	2	52	3
93-6689	Decal - No Riders (Europe)	2	*	2	93-8744	Rivet	12	60	3
93-6691	Decal - Bolt (Europe)	24	*	1	93-9151	Fitting - Hydraulic	20	30	4
93-6692	Decal - Starting Fluid	54	*	1	93-9310	Hydraulic Cylinder Asm.	63	46	17
93-6693	Decal - Floor Plate (Europe)	18	*	1	93-9311	Asm. - Hydraulic Cylinder	65	48	2
93-6696	Decal - Warning (Europe)	62	*	3	93-9312	Assembly - Barrel	67	1	1
93-6696	Decal - Warning (Europe)	65	*	2	93-9313	Assembly - Barrel	69	1	1
93-6697	Decal - Lube (Europe)	56	*	1	93-9323	Screw - Cap Socket Hd.	36	19	3
93-6698	Decal - Warning (Europe)	1	*	1	93-9933	Shield - Flywheel	35	1	1
93-6699	Decal - Fast/Slow (Europe)	5	*	1	93-9973	Frame - Seat	6	28	1
93-7013	Guide - Gauge, Oil Level	42	3	1	93-9976	Assembly - Seat Plate	6	16	1
93-7154	Decal - Service (Finnish)	2	*	1	93-9979	Latch - Seat	6	35	1
93-7182	Guard - Fan	35	4	1	93-9983	Bracket - Seat Latch	6	36	2
93-7252	Decal - CE (Europe)	2	53	1	94-2650	Asm. - Detector, Leak	14	8	1
93-7276	Decal - Danger (Europe)	54	29	1	94-2660	Gasket - Flange	14	5	1
93-7480	Bulb - LED	3	35	1	94-2685	Cartridge - N.C.	17	7	3
93-7488	Reservoir - Hydraulic	14	1	1	94-3055	Cap - Lower, Joystick	12	63	1
93-7498	Plug - Plastic	14	6	1	94-3056	Ring - Retaining (Europe)	12	64	1
93-7550	Hydraulic Cylinder Asm.	63	67	1	94-3057	Spring - Compression	12	65	1
93-7551	Hydraulic Cylinder Asm.	62	7	1	94-3058	Cap - Upper, Joystick	12	66	1
93-7557	Assembly - Barrel	68	1	1	94-3343	Bracket - Beeper	12	67	1
93-7558	Assembly - Barrel	66	1	1	94-3510	Assembly - Fuel Tank	22	23	1
93-7579	Fender - R.H.	1	3	1	94-3559	Screw - Hex. Hd. Flange	14	38	6
93-7587	Bracket - Fuse Block	11	23	1	94-4222	Harness - Wire, Leak Detect.	14	26	1
93-7840	Decal - Radiator Cap	33	37	1	94-4587	Decal - HOC Selector	12	*	1
93-7960	Spacer	18	19	4	94-4911	Hose Asm. - Pressure #2, 3	20	8	2
93-7960	Spacer	20	34	4	94-4912	Hose Asm. - Pressure #2, 3	20	14	2
93-7960	Spacer	62	36	6	94-4913	Hose Asm. - Pressure #2	16	24	1
93-7960	Spacer	65	58	2	94-4913	Hose Asm. - Pressure #2	20	27	1
93-7961	Clamp	18	28	2	94-4914	Hose Asm. - Pressure #3	20	10	1
93-7961	Clamp	65	59	1	94-4914	Hose Asm. - Pressure #3	16	27	1
93-7961	Clamp - Case Drain	20	33	2	94-4915	Hose Asm. - Drain #2, 3	20	9	2
93-7961	Clamp - Rubber	62	34	3	94-4916	Hose Asm. - Drain	15	48	1
93-7990	Head	67	9	1	94-4916	Hose Asm. - Drain, Return	20	26	1
93-7990	Head	68	9	1	94-4917	Tube Asm. - Drain #2, 3	20	24	1
93-7990	Head	69	9	1	94-4918	Tube Asm. - Pressure #2, 3	20	23	1
93-7991	Collar	67	11	1	94-4919	Bracket - Clamp, Hose	65	51	1
93-7991	Collar	68	11	1	94-4920	Plate - Mounting Valve	19	16	1
93-7991	Collar	69	11	1	94-4923	Bracket - Air Cleaner	54	24	1
93-7993	Head	66	9	1	94-4934	Decal - HOC Selector	12	50	1
93-7994	Collar	66	11	1	94-5386	Decal - Turf Defender, Diag.	9	1	1
93-8050	Decal - Danger (Europe)	70	*	1	94-5438	Seal - Solenoid	17	23	12
93-8051	Decal - Warning (Europe)	2	*	1	94-5442	Hose Asm. - Drain	18	1	1
93-8052	Decal - Instructions	54	*	1	94-5442	Hose Asm. - Drain #5	20	5	1
93-8053	Decal - ECU (Europe)	12	*	1	94-5443	Hose Asm. - Pressure #1, 5	20	1	1
93-8057	Decal - Clip (Portuguese)	6	*	1	94-5444	Hose Asm. - Pressure #5	16	4	1
93-8058	Decal - Clip (Norwegian)	6	*	1	94-5444	Hose Asm. - Pressure #5	20	6	1
93-8059	Decal - Clip (Finnish)	6	*	1	94-5445	Hose Asm. - Drain #4	20	16	1
93-8060	Decal - Danger (Europe)	6	*	1	94-5445	Hose Asm. - Drain #4	18	24	1
93-8074	Decal - Blank (Europe)	2	34	1	94-5446	Hose Asm. - Pressure #1, 4	20	15	1
93-8078	Decal - Diag. (Danish)	9	*	1	94-5447	Hose Asm. - Pressure #4	20	17	1
93-8079	Decal - Diag. (Dutch)	9	*	1	94-5447	Hose Asm. - Pressure #4	16	37	1
93-8080	Decal - Diag. (Italian)	9	*	1	94-5448	Hose Asm. - Drain #1	20	20	1
93-8081	Decal - Diag. (Spanish)	9	*	1	94-5448	Hose Asm. - Drain #1	18	25	1
93-8082	Decal - Diag. (German)	9	*	1	94-5582	Alarm - Audio	12	68	1
93-8083	Decal - Diag. (French)	9	*	1	94-5594	Asm. - Lift Arm Rear L.H.	65	61	1

*Not Illustrated

TORO PART NUMBER INDEX (Cont.)

3318-583

Part No.	Description	Pg. Ref. No. No. Qty.	Part No.	Description	Pg. Ref. No. No. Qty.
94-5596	Asm. - Lift Arm Rear R.H.	64 28 1	237-30	O-Ring	31 11 2
94-5598	Assembly - Lift Arm R.H.	62 1 1	237-30	O-Ring	17 12 1
94-5800	Assembly - Lift Arm L.H.	62 32 1	237-30	O-Ring	16 13 7
94-5802	Assembly - Lift Arm, Center	62 40 1	237-30	O-Ring	20 19 19
94-5808	Assembly - Carrier Frame	63 44 1	237-42	O-Ring	17 5 2
94-5811	Assembly - Frame	2 43 1	237-42	O-Ring	18 16 2
94-6031	Fitting - Hydraulic	20 25 1	237-42	O-Ring	14 25 4
94-6345	Decal - Wire Identification	15 51 1	237-42	O-Ring	15 49 1
94-6753	Assembly - Lift Control	11 * 1	237-65	O-Ring	14 10 5
94-6763	Asm. - Main Wire Harness	12 56 1	237-65	O-Ring	16 22 1
94-6766	Decal - Fuses	11 27 1	237-65	O-Ring	34 50 2
94-6767	Decal - Fuses (Europe)	11 * 1	237-78	O-Ring	17 1 12
94-6768	Decal - Fuses (Japan)	11 * 1	237-78	O-Ring	20 2 5
94-6933	Assembly - Front Axle	25 46 1	237-78	O-Ring	62 3 6
94-6934	Screw-Cap, Socket Hd.	28 21 8	237-78	O-Ring	18 4 7
94-6935	Nut-Lock	28 18 8	237-78	O-Ring	19 4 8
94-8060	Decal - Turf Defender, Diag.	9 * 1	237-78	O-Ring	16 7 6
94-8061	Decal - Turf Defender, Diag.	9 * 1	237-78	O-Ring	64 12 4
94-8062	Decal - Turf Defender, Diag.	9 * 1	237-78	O-Ring	56 20 2
94-8063	Decal - Turf Defender, Diag.	9 * 1	237-78	O-Ring	24 22 1
94-8064	Decal - Turf Defender, Diag.	9 * 1	237-79	O-Ring	16 9 6
94-8065	Decal - Turf Defender, Diag.	9 * 1	237-79	O-Ring	17 10 1
94-8066	Decal - Turf Defender, Diag.	9 * 1	237-79	O-Ring	31 17 3
94-8067	Decal - Turf Defender, Diag.	9 * 1	237-79	O-Ring	20 18 10
94-8068	Decal - Turf Defender, Diag.	9 * 1	237-79	O-Ring	24 18 2
94-8069	Decal - Turf Defender, Diag.	9 * 1	237-79	O-Ring	14 45 1
94-8070	Decal - Turf Defender, Diag.	9 * 1	237-80	O-Ring	17 20 1
94-8102	Tube - Interlock (Europe)	12 62 1	237-81	O-Ring	14 12 4
94-8103	Screw - Cap Hex. Hd.	12 39 4	237-81	O-Ring	24 25 2
94-8104	Switch - Micro	11 38 2	237-81	O-Ring	16 26 1
94-9157	Fuse - 4A	11 20 1	237-101	O-Ring	14 7 1
94-9225	Adapter - Hydraulic	15 50 1	237-141	Bumper	1 6 2
94-9411	Dipstick	14 4 1	237-146	O-Ring	31 19 1
217-120	Rim	25 52 2	237-156	O-Ring	17 16 2
217-121	Rim	56 38 2	237-161	O-Ring	24 36 1
218-446	Nut - Locking	11 10 1	237-163	O-Ring	31 9 1
218-447	Washer - E.T.L.W.	11 11 1	237-165	Grommet	56 9 2
218-489	Nut - Hex.	11 4 2	237-181	O-Ring	25 51 1
218-498	Nut - Lock	34 54 2	240-3	Grommet	34 57 2
218-533	Lens - Red	3 36 1	240-5	Grommet - Rubber	20 28 4
218-535	Nut - Lock	3 33 1	240-11	Grommet	22 28 3
218-536	Washer - Lock	3 34 1	240-11	Grommet	14 39 3
218-574	Fuse - 7.5A	11 20 1	242-34	Stud-Flange, Axle	28 11 10
218-578	Fuse - 10A	11 * 3	2411-36	Bearing - Rod End	5 2 1
218-579	Wire - Fuel Pump	22 34 1	2412-3	Clamp - Hose	33 27 2
218-588	Screw	12 70 2	2412-4	Clamp	37 16 2
218-589	Washer - Lock	11 29 1	2412-34	Clamp - Hose	31 2 1
218-594	Fuse - 20A	11 20 1	2412-34	Clamp - Hose	33 15 2
219-17	Bulb - Light	11 * 4	2412-34	Clamp - Hose	14 18 3
219-19	Bulb - Light	12 * 1	2412-36	Clamp - Drain	22 24 1
231-134	Tire	25 53 2	2412-41	Clamp - R	54 23 1
231-141	Tire	56 37 2	2412-42	Clamp - Hose	54 1 1
232-27	Stem - Valve	24 3 2	2412-72	R-Clamp	7 48 1
232-35	Valve - Stem	56 40 2	2412-81	Clamp - R	36 21 1
233-17	Knob - Parking Brake	3 9 1	2412-92	Clamp - Hose	37 20 1
233-42	Knob	5 19 1	2412-93	Clamp - R	6 18 1
233-42	Knob - Throttle	6 34 1	2412-93	Clamp - R	14 32 2
237-21	O-Ring	18 2 7	2412-93	Clamp-R	65 53 2
237-21	O-Ring	19 2 7	2412-103	Clamp - R	33 29 2
237-21	O-Ring	20 4 5	2412-107	R-Clamp	2 50 1
237-21	O-Ring	64 14 4	2412-108	Clamp - Hose	22 12 11
237-21	O-Ring	16 18 4	2412-108	Clamp - Hose	33 31 1
237-21	O-Ring	56 22 2	2412-126	Clamp-R	12 53 1
237-21	Seal - O-Ring	62 5 8	2412-129	Clamp - Hose	24 27 2
237-22	O-Ring	16 1 1	2412-133	Clamp - R	7 42 2
237-22	O-Ring	18 14 2	251-8	Bearing - Ball	59 6 2
237-22	O-Ring	3 14 5	251-77	Collar - Locking	61 25 1
237-22	O-Ring	31 15 1	251-259	Bearing - Ball	30 11 2
237-22	O-Ring	24 20 2	251-263	Bearing - Ball	59 25 2
237-22	O-Ring	14 23 6	251-318	Bearing - Ball	37 7 2
237-22	O-Ring	20 36 4	251-337	Bearing - Ball	61 26 1
237-22	O-Ring	34 47 2	251-344	Bearing - Ball	57 4 1

*Not Illustrated

TORO PART NUMBER INDEX (Cont.)

Part No.	Description	Pg. No.	Ref. No.	Qty.	Part No.	Description	Pg. No.	Ref. No.	Qty.
251-345	Bearing - Ball	57	13	1	322-5	Screw - Cap Hex. Hd.	1	19	4
251-347	Bearing - Ball	59	12	2	322-5	Screw - Cap Hex. Hd.	54	26	6
251-348	Bearing - Ball	59	3	2	322-5	Screw - Cap Hex. Hd.	62	26	3
251-349	Bearing - Ball	59	17	2	322-5	Screw - Cap Hex. Hd.	12	54	1
251-350	Bearing - Ball	57	18	2	322-5	Screw - Cap Hex. Hd.	34	60	4
253-155	Seal	61	13	2	322-6	Screw - Cap Hex. Hd.	64	17	4
254-65	Cone-Tapered Bearing	27	28	2	322-6	Screw - Cap Hex. Hd.	8	30	1
254-66	Cup-Tapered Bearing	27	27	2	322-6	Screw - Cap Hex. Hd.	37	47	8
254-91	Cone-Bearing	26	23	1	322-7	Screw - Cap Hex. Hd.	30	10	1
254-108	Bearing - Roller, Tapered	57	31	1	322-8	Screw - Cap Hex. Hd.	61	19	4
254-109	Bearing - Roller, Tapered	57	39	1	322-9	Screw - Cap Hex. Hd.	36	2	2
256-42	Bushing - Sleeve	5	34	2	322-10	Screw - Cap Hex. Hd.	30	3	1
256-113	Bushing - Flange	30	19	2	322-12	Screw - Cap Hex. Hd.	64	32	2
256-115	Washer - Thrust	64	26	8	322-12	Screw - Cap Hex. Hd.	65	46	2
256-115	Washer - Thrust	62	41	11	322-13	Screw - Cap Hex. Hd.	65	50	1
256-236	Bearing - Flange	5	24	4	322-13	Screw - Socket Hex. Hd.	18	29	4
256-287	Bushing - Flange	64	38	4	323-4	Screw - Cap Hex. Hd.	6	2	2
281-7	Plug - Pipe, Square Hd.	59	37	2	323-4	Screw - Cap Hex. Hd.	14	43	2
281-10	Plug - Socket, Hex.	59	27	2	323-6	Screw - Cap Hex. Hd.	37	11	2
282-4	Clevis - Spring	64	3	2	323-6	Screw - Cap Hex. Hd.	65	54	2
282-4	Clevis - Spring	62	21	3	323-7	Screw - Cap Hex. Hd.	56	1	4
283-6	Pin - Clevis	64	10	2	323-7	Screw - Cap Hex. Hd.	38	57	1
283-6	Pin - Clevis	62	15	3	323-9	Screw - Cap Hex. Hd.	5	3	1
283-58	Pin - Clevis	5	30	4	323-9	Screw - Cap Hex. Hd.	56	11	2
284-3	Plug - Welch	61	20	1	323-9	Screw - Cap Hex. Hd.	54	15	1
302-5	Fitting - Grease	61	4	2	323-11	Screw - Cap Hex. Hd.	62	39	1
302-5	Fitting - Grease	36	5	1	323-12	Screw - Cap Hex. Hd.	31	4	2
302-5	Fitting - Grease	60	7	2	323-12	Screw - Cap Hex. Hd.	24	32	2
302-5	Fitting - Grease	62	11	6	323-12	Screw - Cap Hex. Hd.	37	36	1
302-5	Fitting - Grease	66	13	1	323-12	Screw - Cap Hex. Hd.	63	56	2
302-5	Fitting - Grease	67	13	1	323-14	Screw - Cap Hex. Hd.	37	44	3
302-5	Fitting - Grease	68	13	1	323-20	Screw - Cap Hex. Hd.	25	49	2
302-5	Fitting - Grease	69	13	1	324-7	Screw - Cap Hex. Hd.	24	29	4
302-5	Fitting - Grease	30	20	1	325-4	Screw - Cap Hex. Hd.	37	31	8
302-5	Fitting - Grease	64	29	4	325-4	Screw - Cap Hex. Hd.	64	35	4
302-5	Fitting - Grease	5	39	1	325-4	Screw - Cap Hex. Hd.	63	59	6
302-10	Fitting - Grease 45°	38	67	1	325-5	Screw - Cap Hex. Hd.	56	3	4
302-11	Fitting - Grease	56	49	1	325-5	Screw - Cap Hex. Hd.	70	6	9
302-55	Fitting - Grease	56	34	2	325-7	Screw - Cap Hex. Hd.	24	13	2
302-58	Fitting - Grease	61	10	1	325-8	Screw - Cap Hex. Hd.	54	33	2
304-46	Drain - Radiator	33	10	1	327-2	Screw - Cap Hex. Hd.	56	4	1
304-46	Fitting - Drain	22	25	1	328-7	Screw - Cap Hex. Hd.	62	18	4
304-46	Nut - Drain Cock	14	44	1	328-12	Screw - Cap Hex. Hd.	62	13	2
321-2	Screw - Cap Hex. Hd.	24	6	1	3210-8	Screw - Cap, Hex Hd.	26	19	8
321-4	Screw - Cap Hex. Hd.	37	12	1	3212-4	Bolt	7	52	2
321-4	Screw - Cap Hex. Hd.	33	23	7	3212-4	Screw - Cap Hex. Hd.	70	*	2
321-4	Screw - Cap Hex. Hd.	6	31	2	3217-6	Nut - Hex.	30	28	1
321-6	Screw - Cap Hex. Hd.	35	2	4	3217-6	Nut - Lock	8	32	1
321-6	Screw - Cap Hex. Hd.	54	22	2	3217-9	Nut - Hex. (Europe)	54	32	2
321-6	Screw - Cap Hex. Hd.	22	31	2	3217-9	Nut - Lock	70	7	3
321-8	Screw - Cap Hex. Hd.	22	6	2	3218-1	Nut - Jam	25	50	1
321-11	Screw - Cap Hex. Hd.	19	6	4	3220-3	Nut - Jam	5	1	2
321-15	Screw - Cap Hex. Hd.	11	33	3	3220-6	Nut	4	27	1
321-18	Screw - Cap Hex. Hd.	18	5	4	3220-6	Nut - Steering Wheel	3	8	1
321-23	Screw - Cap Hex. Hd.	14	13	2	3230-2	Bolt - Carriage	37	15	1
321-39	Screw - Cap Hex. Hd.	1	15	7	3230-3	Bolt - Carriage	61	1	3
321-39	Screw - Cap Hex. Hd.	11	26	2	3234-5	Screw - Flange	2	55	1
322-2	Screw - Cap Hex. Hd.	33	43	2	3234-5	Screw - Whiz Lock	33	3	6
322-2	Screw - Cap Hex. Hd.	38	61	4	3234-7	Screw - Hex. (Europe)	2	42	1
322-3	Screw - Cap Hex. Hd.	37	14	4	3234-14	Screw - Hex. Washer Hd.	2	33	14
322-3	Screw - Cap Hex. Hd.	6	14	13	3234-17	Screw - Cap Hex. Hd.	36	11	1
322-3	Screw - Cap Hex. Hd.	30	18	2	3245-35	Screw - Set	61	24	1
322-3	Screw - Cap Hex. Hd.	5	25	8	3250-29	Screw - Cap Hex. Hd.	6	7	4
322-3	Screw - Cap Hex. Hd.	16	28	4	3253-3	Washer - Lock	24	7	1
322-3	Screw - Cap Hex. Hd.	2	30	4	3253-3	Washer - Lock	61	16	6
322-3	Screw - Cap Hex. Hd.	11	35	2	3253-3	Washer - Lock	6	30	1
322-4	Screw - Cap Hex. Hd.	54	11	3	3253-3	Washer - Lock	11	32	3
322-4	Screw - Cap Hex. Hd.	37	18	2	3253-4	Washer - Lock	3	2	2
322-4	Screw - Cap Hex. Hd.	33	36	2	3253-4	Washer - Lock	6	13	4
322-4	Screw - Cap Hex. Hd.	2	40	2	3253-4	Washer - Lock	64	16	2
322-5	Screw - Cap Hex. Hd.	64	6	3	3253-4	Washer - Lock	30	17	2
322-5	Screw - Cap Hex. Hd.	19	17	2	3253-4	Washer - Lock	1	20	4

*Not Illustrated

TORO PART NUMBER INDEX (Cont.)

3318-583

Part No.	Description	Pg. No.	Ref. No.	Qty.	Part No.	Description	Pg. No.	Ref. No.	Qty.
3253-4	Washer - Lock	16	29	4	3272-10	Pin - Cotter	30	1	1
3253-4	Washer - Lock	33	39	4	3272-10	Pin - Cotter	64	4	2
3253-4	Washer - Lock	38	60	4	3272-10	Pin - Cotter	62	17	3
3253-5	Washer - Lock	31	5	2	3272-10	Pin - Cotter	3	21	1
3253-6	Washer - Lock	70	*	2	3272-10	Pin - Cotter	6	21	2
3253-6	Washer - Lock	8	25	2	3272-10	Pin - Cotter	5	40	4
3253-6	Washer - Lock	7	51	2	3272-11	Pin - Cotter	56	10	1
3253-7	Washer - Lock	70	5	9	3272-17	Pin - Cotter	59	31	2
3253-7	Washer - Lock	37	32	8	3273-26	Screw - Hex. Socket Hd.	12	45	2
3253-7	Washer - Lock	64	39	4	3274-8	Screw - Cap Hex. Hd.	61	17	6
3253-7	Washer - Lock	63	58	6	3274-34	Screw - Socket Flat Hd.	61	30	1
3253-15	Washer - Lock	22	9	5	3290-271	Rivet - Pop	33	20	2
3253-19	Washer - Lock	12	71	2	3290-354	Plate - Nut	11	36	2
3253-21	Washer - Lock	54	16	1	3290-378	Tie - Cable	3	*	3
3253-21	Washer - Lock	24	33	2	3290-378	Tie - Cable	33	17	1
3253-21	Washer - Lock	37	35	1	3290-378	Tie - Cable	56	25	1
3253-21	Washer - Lock	14	42	2	3290-378	Tie - Cable	54	28	1
3253-27	Washer - Lock (Europe)	54	31	2	3290-378	Tie - Cable	64	42	2
3253-33	Washer - Lock	8	31	1	3290-378	Tie - Cable	63	68	5
3255-8	Washer - Lock	37	22	2	3290-379	Tie - Cable	64	1	1
3255-8	Washer - Lock ETLW	3	31	1	3290-379	Tie - Cable	62	14	3
3255-9	Washer - Lock E.T.L.W.	37	49	1	3290-410	Tie - Cable Push On	3	*	4
3256-1	Washer - Flat	11	13	5	3290-461	Washer - Belleville	5	21	1
3256-1	Washer - Flat	1	14	10	3290-488	Boot - Lift Control	12	40	1
3256-1	Washer - Flat	3	29	2	3290-489	Knob - Lift Control	11	3	1
3256-3	Washer - Flat	2	31	4	3296-2	Nut - Lock	11	18	5
3256-3	Washer - Flat	11	34	3	3296-3	Nut - Lock	6	27	3
3256-5	Washer - Flat	8	4	1	3296-9	Nut - Hex.	30	24	2
3256-6	Washer - Flat	64	40	4	3296-20	Nut - Lock	3	16	4
3256-6	Washer - Flat	63	57	6	3296-23	Nut - Lock	56	7	4
3256-22	Washer - Flat	35	3	8	3296-23	Nut - Lock	24	16	2
3256-22	Washer - Flat	22	4	2	3296-29	Nut - Lock	61	6	7
3256-22	Washer - Flat	5	6	2	3296-29	Nut - Lock	30	9	4
3256-22	Washer - Flat	3	11	4	3296-29	Nut - Lock	64	9	8
3256-22	Washer - Flat	33	22	4	3296-29	Nut - Lock	36	14	2
3256-23	Washer - Flat	64	7	10	3296-29	Nut - Lock	5	23	8
3256-23	Washer - Flat	6	12	8	3296-29	Nut - Lock	6	23	10
3256-23	Washer - Flat	3	15	6	3296-29	Nut - Lock	54	27	6
3256-23	Washer - Flat	37	17	6	3296-29	Nut - Lock	18	30	4
3256-23	Washer - Flat	1	18	6	3296-29	Nut - Lock	37	43	10
3256-23	Washer - Flat	62	25	3	3296-29	Nut - Lock	63	45	3
3256-23	Washer - Flat	33	38	4	3296-29	Nut - Lock	34	59	2
3256-23	Washer - Lock	28	23	8	3296-39	Nut - Lock	56	8	2
3256-24	Washer	8	5	1	3296-39	Nut - Lock	6	9	3
3256-24	Washer - Flat	56	2	2	3296-39	Nut - Lock	64	31	6
3256-24	Washer - Flat	5	4	1	3296-39	Nut - Lock	24	35	2
3256-24	Washer - Flat	54	17	1	3296-39	Nut - Lock	37	38	4
3256-24	Washer - Flat	6	19	3	3296-39	Nut - Lock	5	38	1
3256-24	Washer - Flat	62	24	3	3296-39	Nut - Lock	56	45	2
3256-24	Washer - Flat	64	30	4	3296-39	Nut - Lock	63	52	2
3256-24	Washer - Flat	14	41	2	3296-42	Nut - Lock	22	3	2
3256-24	Washer - Flat	38	50	4	3296-42	Nut - Lock	35	5	4
3256-26	Washer - Flat	30	2	1	3296-42	Nut - Lock	1	13	7
3256-26	Washer - Flat	70	4	9	3296-42	Nut - Lock	14	15	2
3256-26	Washer - Flat	3	22	1	3296-42	Nut - Lock	18	21	4
3256-26	Washer - Flat	8	24	2	3296-42	Nut - Lock	11	22	4
3256-38	Washer - Flat	36	26	3	3296-42	Nut - Lock	33	25	7
3256-40	Washer - Flat	38	66	2	3296-42	Nut - Lock	3	30	2
3256-46	Washer - Flat	8	20	1	3296-42	Nut - Lock	38	63	1
3256-69	Washer - Thrust	5	31	3	3296-44	Nut - Lock	8	22	1
3256-70	Washer - Flat	36	12	2	3296-44	Nut - Lock	36	23	3
3256-78	Washer - Flat	37	25	1	3296-44	Nut - Lock	62	23	4
3258-19	Screw - Machine	55	6	2	3296-48	Nut - Lock	25	45	4
3258-166	Screw - Phillips Hd.	11	12	5	3296-51	Nut - Lock	62	19	6
3258-166	Screw - Phillips Hd.	3	28	2	3296-54	Nut - Lock	6	4	4
3258-166	Screw - Phillips Hd.	2	46	3	3296-56	Nut - Lock	24	4	2
3269-10	Washer - Back-up	33	30	7	3296-59	Nut - Lock	5	22	1
3269-13	Rivet - Pop	33	32	17	3296-59	Nut - Lock	38	54	1
3269-15	Rivet - Pop	33	5	8	32104-76	Screw - Thread Forming	63	48	2
3272-2	Pin - Cotter	5	5	2	32105-1	Screw - Cap Hex. Hd.	12	43	1
3272-4	Pin - Cotter	1	11	2	32105-13	Screw - Cap Hex. Hd.	11	17	4
3272-5	Pin - Cotter	3	17	3	32105-21	Screw	30	4	2

*Not Illustrated

TORO PART NUMBER INDEX (Cont.)

Part No.	Description	Pg. Ref. No. No. Qty.	Part No.	Description	Pg. Ref. No. No. Qty.
32107-11	Nut-Square	55 5 2	340-4	Fitting - Hydraulic Straight	16 5 1
32108-9	Screw - Machine	24 12 1	340-4	Fitting - Hydraulic Straight	31 10 2
32120-74	Ring - Retaining	29 53 1	340-7	Nut - Bulkhead	20 11 2
32120-93	Ring - Retaining	64 25 4	340-8	Fitting - Hydraulic Straight	14 11 2
32120-93	Ring - Retaining	62 29 6	340-13	Fitting - Hydraulic Straight	19 12 2
32121-2	Pin - Roll	37 4 2	340-13	Fitting - Hydraulic Straight	16 19 2
32121-6	Pin - Roll	5 9 1	340-13	Fitting - Straight	63 64 2
32121-16	Pin - Roll	5 32 1	340-71	Fitting - Hydraulic	20 31 2
32121-27	Pin - Roll	65 62 2	340-77	Fitting - Hydraulic 90°	14 22 1
32121-27	Pin - Roll	62 2 3	340-77	Fitting - Hydraulic 90°	18 27 1
32121-34	Pin - Roll	61 18 1	340-82	Fitting - Hydraulic 90°	15 47 2
32121-38	Pin - Roll	6 22 1	340-87	Fitting - Hydraulic 45°	14 27 1
32121-45	Pin - Roll	5 10 2	340-92	Fitting - Hydraulic Straight	19 3 4
32121-50	Pin - Roll	5 41 1	340-92	Fitting - Hydraulic Straight	16 17 2
32121-122	Pin - Roll	65 44 2	340-92	Fitting - Hydraulic Straight	18 26 4
32121-122	Pin - Roll	63 55 3	340-98	Fitting - Hydraulic 90°	16 2 2
32122-24	Screw - Round Hd.	22 10 5	340-98	Fitting - Hydraulic 90°	20 7 10
32128-20	Nut - Flange Head	36 18 1	340-101	Fitting - Hydraulic 45°	16 10 2
32128-20	Nut - Flange Lock	19 18 2	340-101	Fitting - Hydraulic 45°	17 11 1
32128-20	Nut - Lock	54 19 3	340-103	Fitting - Hydraulic 45°	20 3 5
32128-20	Nut - Whiz	33 8 6	340-103	Fitting - Hydraulic 45°	64 13 1
32128-25	Nut - Flange	6 38 4	340-124	Fitting - Straight	34 48 2
32128-26	Nut - Flange	8 21 4	340-127	Nut - Bulkhead	20 12 4
32128-33	Nut - Flange Head	2 45 3	340-132	Fitting - Hydraulic 90°	18 3 3
32128-33	Nut - Lock	19 10 4	340-132	Fitting - Hydraulic 90°	62 4 5
32128-33	Nut - Lock	54 20 2	340-132	Fitting - Hydraulic 90°	19 8 1
32128-33	Nut - Lock, Flange	22 36 2	340-132	Fitting - Hydraulic 90°	56 21 2
32128-33	Nut - Lock, Flange Hd.	12 55 3	340-132	Fitting - Hydraulic 90°	64 22 3
32136-13	Nut - Slotted	56 16 2	340-139	Fitting - Hydraulic 90°	16 23 1
32144-1	Screw - Cap Hex. Hd.	12 41 2	340-139	Fitting - Hydraulic 90°	14 35 1
32144-4	Screw - Self Tapping	56 19 1	340-143	Fitting - Hydraulic 90°	19 11 1
32144-5	Nut	26 1 8	340-143	Fitting - Hydraulic 90°	17 18 1
32144-10	Screw - Hex. Washer Hd.	14 33 2	340-143	Fitting - Hydraulic 90°	16 32 1
32144-14	Screw - Hex. Washer Hd.	65 55 2	340-143	Fitting - Hydraulic 90°	63 70 1
32144-14	Screw - Self Tapping	63 66 3	351-78	Edging	6 1 1
32144-18	Screw - Cap Hex. Hd.	12 46 2	351-80	Clip	6 40 1
32144-21	Screw	3 6 1	353-508	Plug - Hydraulic	14 40 1
32144-22	Screw - Cap Hex. Hd.	30 13 4	353-512	Fitting - Hydraulic Plug	19 5 2
32144-26	Screw - Self-Tapping	3 1 2	353-599	Pin-Dowel	21 3 2
32144-58	Screw - Cap Hex. Hd.	62 35 6	353-682	Fitting - Hydraulic Straight	14 20 1
32144-58	Screw - Socket Hex. Hd.	20 32 4	353-781	Fitting - 90°	22 30 2
32144-112	Screw - Cap Hex. Hd.	24 8 8	353-989	Plug	17 6 2
32144-112	Screw-Thread Forming	26 13 8	353-990	Plug	17 2 11
32148-7	Nut - Clinch	33 34 2	353-991	Plug	17 17 2
32149-1	Nut - Lock	38 59 1	354-20	Fitting - Fuel Tee	22 15 1
32151-36	Ring - Retaining	65 47 4	354-21	Fitting - Fuel Straight	22 17 1
32151-41	Ring - Retaining	21 13 1	354-22	Fitting - Fuel, Straight	22 14 2
32151-48	Ring - Retaining	64 5 2	354-46	Ring-Seal	21 8 1
32151-48	Ring - Retaining	62 20 3	354-50	Screw-Hex Socket Hd.	21 1 4
32151-61	Ring - Retaining	64 18 4	354-51	Washer	21 2 4
32151-62	Ring - Retaining	24 38 1	354-70	Plug	17 21 1
32151-87	Ring - Retaining	61 21 1	354-72	Fitting - Hydraulic 45°	24 42 1
32152-10	Nut	66 2 1	354-73	Fitting - Hydraulic Straight	14 24 2
32152-10	Nut	67 2 1	354-74	Fitting - Hydraulic Plug	14 16 1
32152-10	Nut	68 2 1	354-75	Fitting - Hydraulic 90°	24 40 1
32152-10	Nut	69 2 1	354-77	Fitting - Hydraulic Test Port	24 23 1
33103-025	Screw - Hex. Flange Hd.	22 26 3	354-77	Fitting - Test Port	16 11 2
33105-025	Screw - Cap Hex. Hd.	14 36 3	354-78	Fitting - Hydraulic	31 3 1
340-2	Fitting - Hydraulic Straight	18 15 2	354-79	Cap - Test Port	16 12 2
340-3	Fitting - Hydraulic Straight	31 16 1	354-79	Cap - Test Port	24 24 1
340-3	Fitting - Hydraulic, Straight	24 19 2			

PROTOTYPE

TABLE OF CONTENTS

Description	Page	Description	Page
Frame & Body Assembly	1-2	Timing Gear, Piston, Flywheel & Crankshaft	39
Steering Tower Assembly	3	Cylinder Block And Bearing Assembly	40
Steering Valve Assembly No. 75-0600	4	Valve, Camshaft And Rocker Assembly	41
Traction & Brake Pedals Assembly	5	Oil Pan, Pump Relief Valve	42
Seat & Throttle Assembly	6-7	Cylinder Head, Manifold & Cover Assembly	43
Seat Suspension Assembly	8	Timing Gear Case	44
Diagnostic-ACE Display Assembly	9	Water Pump Assembly	45
Electrical Schematic	10	Fuel Injection Pump Assembly	46
Control Console Assembly	11-12	Thermostat And Alternator Mount Assembly	47
Hydraulic Schematic	13	Fuel And Starter System Assembly	48
Hydraulic Reservoir Assembly	14-15	Governor	49
Hydraulic Control Manifold Assembly	16	Starter Assembly	50
Control Manifold Assembly	17	Alternator Assembly	51
Front Hydraulic Manifolds	18	Overhaul Gasket Kit	52-53
Rear Hydraulic Manifolds	19	Engine Components Assembly	54
Cutting Unit Hydraulic Components	20	Air Cleaner Assembly	55
Reel Motor Assembly No. 93-1375	21	Rear Axle Installation Assembly	56
Fuel Tank Assembly	22	Rear Axle Assembly No. 68-6823	57-59
Fuel Filter Assembly	23	Hydraulic Cylinder No. 83-5030	60
Front Axle & Transmission Assembly	24-25	Drive Shaft Assembly	61
Front Axle Assembly No. 94-6933	26-27	Front Lift Arms Assembly	62-63
Brake Assembly	28	Rear Lift Arms Assembly	64-65
Transmission Assembly No. 75-0012	29	Hydraulic Cylinder Assembly No. 93-7551	66
Traction Control Assembly	30	Hydraulic Cylinder Assembly No. 93-9310	67
Gear Pump Installation Assembly	31	Hydraulic Cylinder Assembly No. 93-7550	68
Hydraulic Pump Assembly No. 93-1376	32	Hydraulic Cylinder Assembly No. 93-9311	69
Radiator Assembly	33-34	Roll Over Protection System (R.O.P.S.) Assembly ..	70
Fan Guard & Flywheel Shield Assembly (Europe) ..	35	Special Tools	71
Muffler & Pump Drive Assembly	36	Part Number Index	72-84
Engine Installation Assembly	37-38		

Japanese parts kit number 83-6880 contains all of the individual parts on the preceding pages designated as (Japan).

IDENTIFICATION AND ORDERING

MODEL AND SERIAL NUMBERS

The Reelmaster® 5300D has two identification numbers; a model number and a serial number. The two numbers are stamped on a decal which is located on the traction unit frame under the seat. In any correspondence concerning the Reelmaster 5300D, supply model and serial numbers to assure that correct information and replacement parts are obtained.

To order replacement parts from an Authorized TORO Service Dealer, supply the following information:

1. Model and serial number of the Reelmaster 5300D.
2. Part number, description, and the quantity of part(s) desired.

NOTE: Do not order by reference number if a parts catalog is being used; use the PART NUMBER.

COUNTRIES OTHER THAN THE UNITED STATES OR CANADA

Customers who have purchased TORO products exported from the United States or Canada should contact their Toro

Distributor (Dealer) to obtain guarantee policies for your country, province or state.

