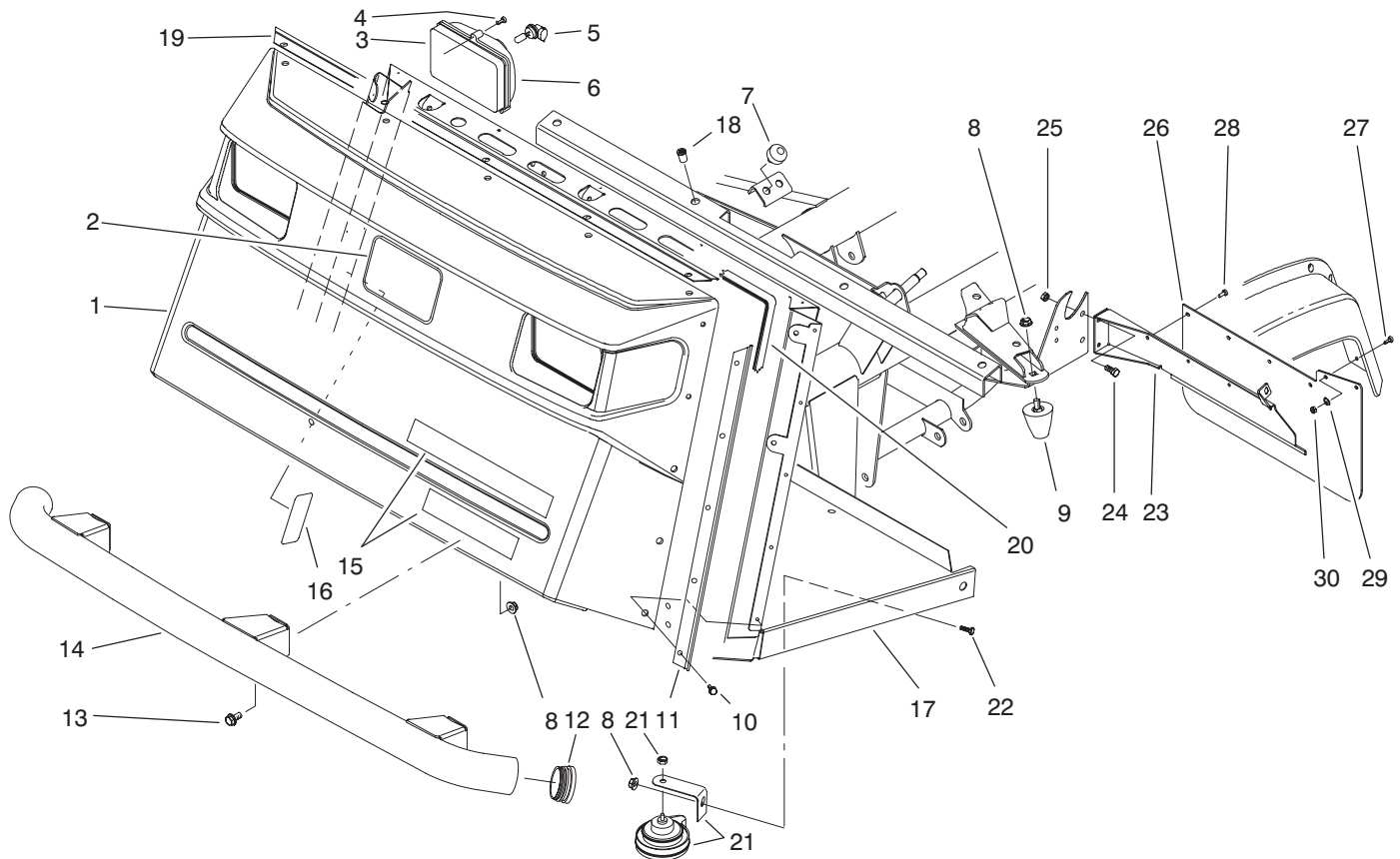




MODEL NO. 07215-60228 & UP

PARTS
CATALOG

WORKMAN 4300D



T-1581-1

FRONT BUMPER & HOOD ASSEMBLY

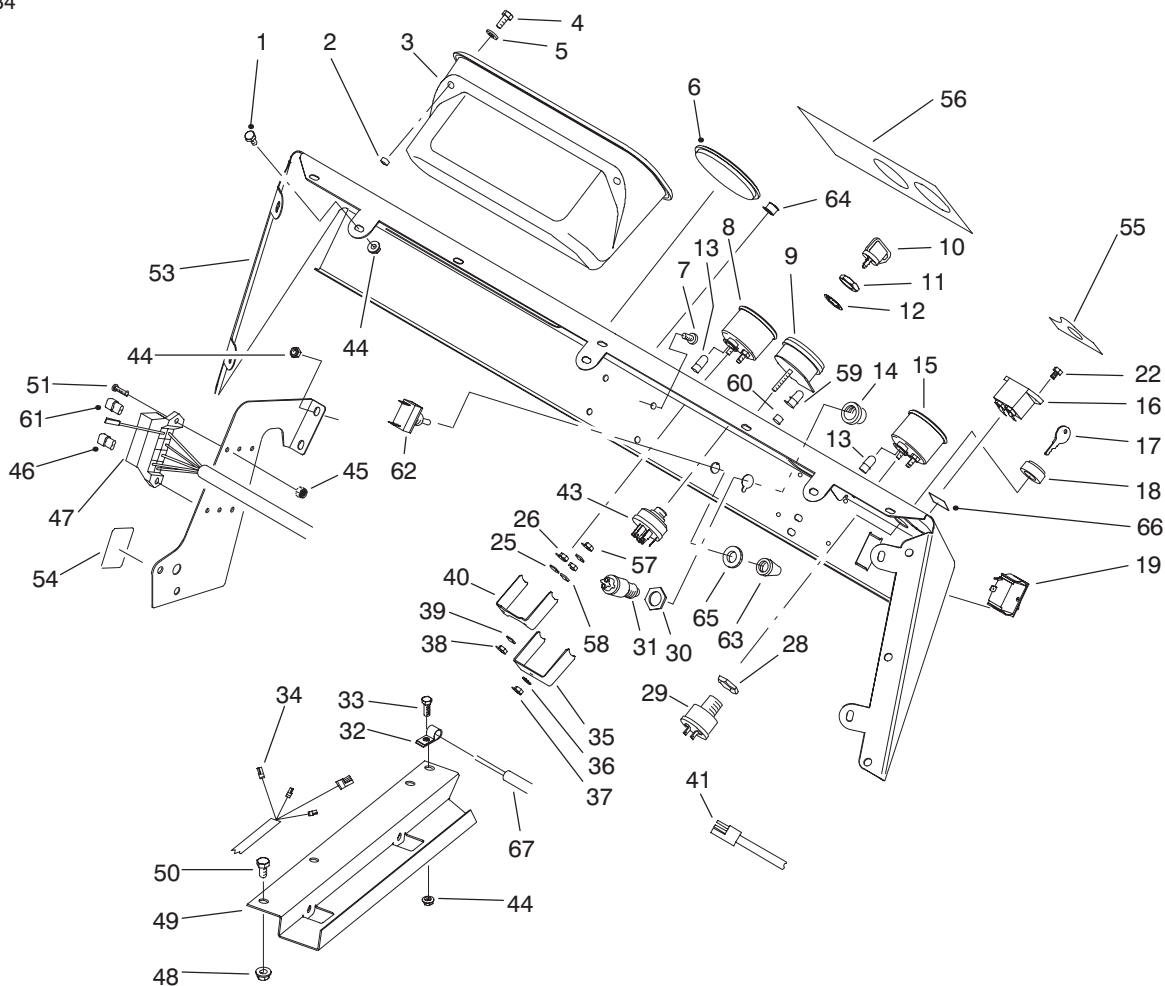
Ref. No.	Part No.	Description	No. Used
1	87-0710	Hood	1
2	62-5550	Decal - TORO	1
3	87-2120	Headlight Assembly (Incl. Ref. #5-6)	2
4	32104-88	Screw	6
5	87-6320	Bulb - Headlight	2
6	87-6330	Lens - Headlight	2
7	87-2440	Bumper	2
8	3290-357	Nut - Flange Lock	9
9	26-0071	Bumper	2
10	87-6620	Screw	15
11	87-8120	Bracket - Trim Side	2
12	2410-42	Cap - Front Bumper	2
13	3234-1	Screw - Hex. Flange Hd.	6
14	87-4070	Bumper - Front	1
15	87-9130	Decal - Workman 4300	1
16	87-9980	Decal - Load	1
16	94-1225	Decal - Load (Europe)	1

Ref. No.	Part No.	Description	No. Used
16	94-1228	Decal - Load (Japan)	1
17	94-5250	Operators Platform Assy. (Incl. Ref. #18)	1
18	32148-7	Nut - Clinch	8
19	87-8130	Bracket - Trim Top	1
20	87-8160	Trim	1
21	116749	Horn Assembly	1
22	323-4	Screw - Cap Hex. Hd.	1
23	94-3838	Bracket - Mudflap LH	1
*	94-3839	Bracket - Mudflap RH	1
24	321-4	Screw - Cap Hex. Hd.	4
25	32128-33	Nut - Lock	4
26	94-3841	Mudflap	2
27	3250-13	Screw - Pan Hd.	4
28	146489	Rivet - Pop	8
29	3256-61	Washer - Flat	4
30	3296-2	Nut - Lock	4

*Not Illustrated

© The TORO Company - 1996
All Rights Reserved

TPS

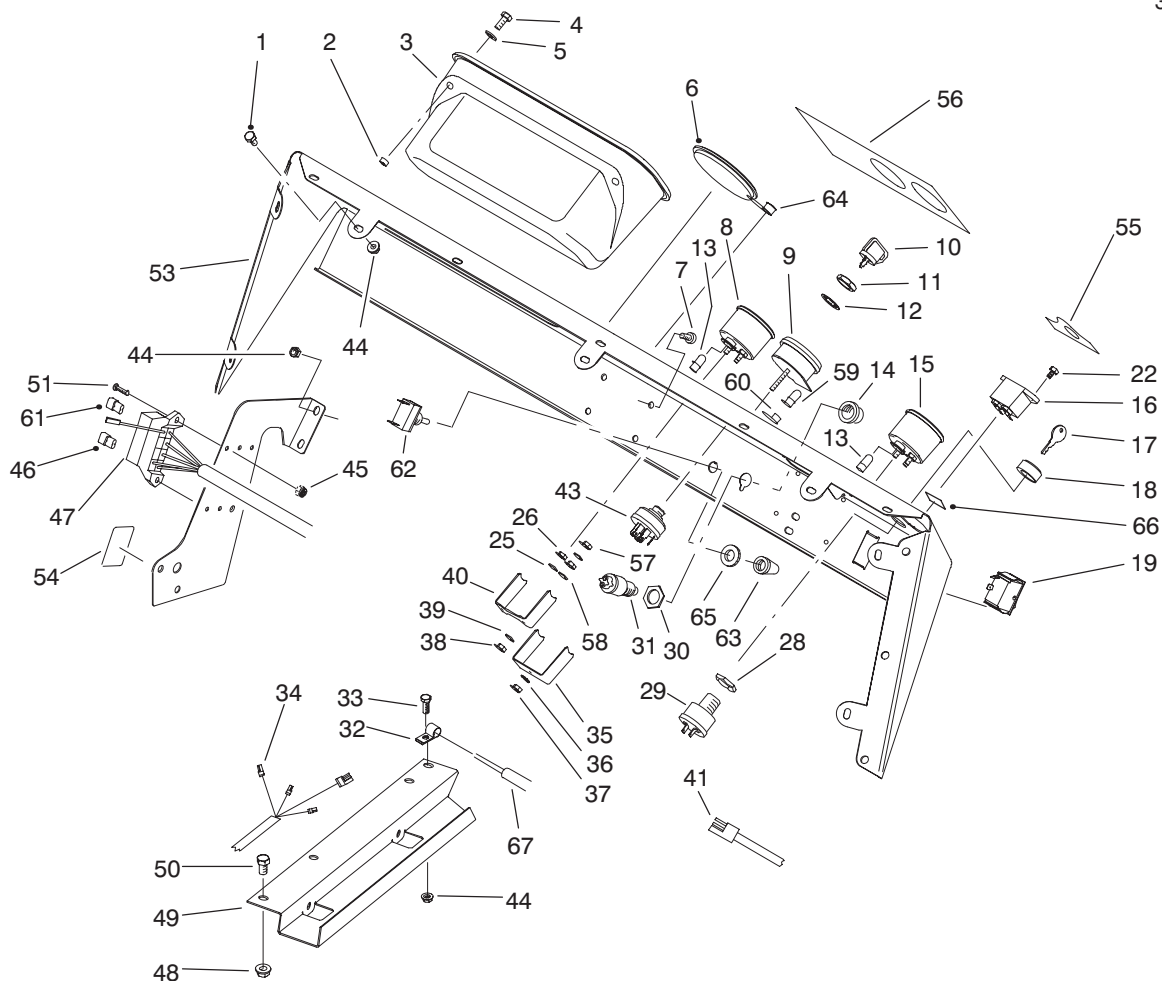


T-1706-1

CONTROL PANEL ASSEMBLY

Ref. No.	Part No.	Description	No. Used
1	321-2	Screw - Cap Hex. Hd.	7
2	32148-6	Insert - Threaded	2
3	87-3780	Box - Glove	1
4	321-3	Screw - Cap Hex. Hd.	2
5	3256-22	Washer - Flat	2
6	2410-35	Plug - Hole	1
7	3274-31	Screw - Button Hd.	4
8	87-5590	Temperature Gauge Assy. (Incl. Ref. #38-40, 57 & 58)	1
9	93-7053	Warning Light Assembly (Incl. Ref. #35-37, 59 & 60)	1
10	63-8360	Key - Ignition	1
11	218-446	Nut - Hex.	1
12	218-447	Washer - Lock	1
13	218-600	Bulb	2
14		Button - Horn	1
15	87-5580	Fuel Gauge Assembly (Incl. Ref. #38-40, 57 & 58)	1
16	75-6820	Hourmeter	1
17	87-0740	Key - Supervisor Switch	1
18	87-1720	Nut - Supervisor Switch	1
19	87-3790	Switch - Light	1
22	32144-18	Screw - Cap Hex. Hd.	2
28		Nut - Hex.	1
29	94-5245	Supervisor Switch Assembly (Incl. Ref. #17, 18 & 28)	1

Ref. No.	Part No.	Description	No. Used
30		Nut - Hex.	1
31	18-2830	Horn Switch Assembly (Incl. Ref. #14 & 30)	1
32	2412-89	Clamp - R	1
33	321-4	Screw - Cap Hex. Hd.	1
34	93-7130	Harness - Wire Rear	1
35		Clamp - Light	1
36	3254-1	Washer - Lock	1
37	3217-26	Hut - Hex.	1
38	3217-25	Nut - Hex.	2
39	3253-15	Washer - Lock	2
40		Clamp - Temp. Gauge	1
41	87-4230	Harness - Wire Front LH	1
43	27-2360	Ignition Switch Assembly (Incl. Ref. #11 & 12)	1
44	32128-33	Nut - Flange	11
45	3296-2	Nut - Lock	2
46	218-574	Fuse - 7.5 Amp	2
47	87-8500	Front Wire Harness Assy. (Incl. Ref. #13)	1
48	32128-20	Nut - Flange	2
49	93-7094	Cover - Wire Harness	1
50	322-2	Screw - Cap Hex. Hd.	2
51	3250-13	Screw	2
53	87-8550	Control Panel Assembly (Incl. Ref. #55-56)	1

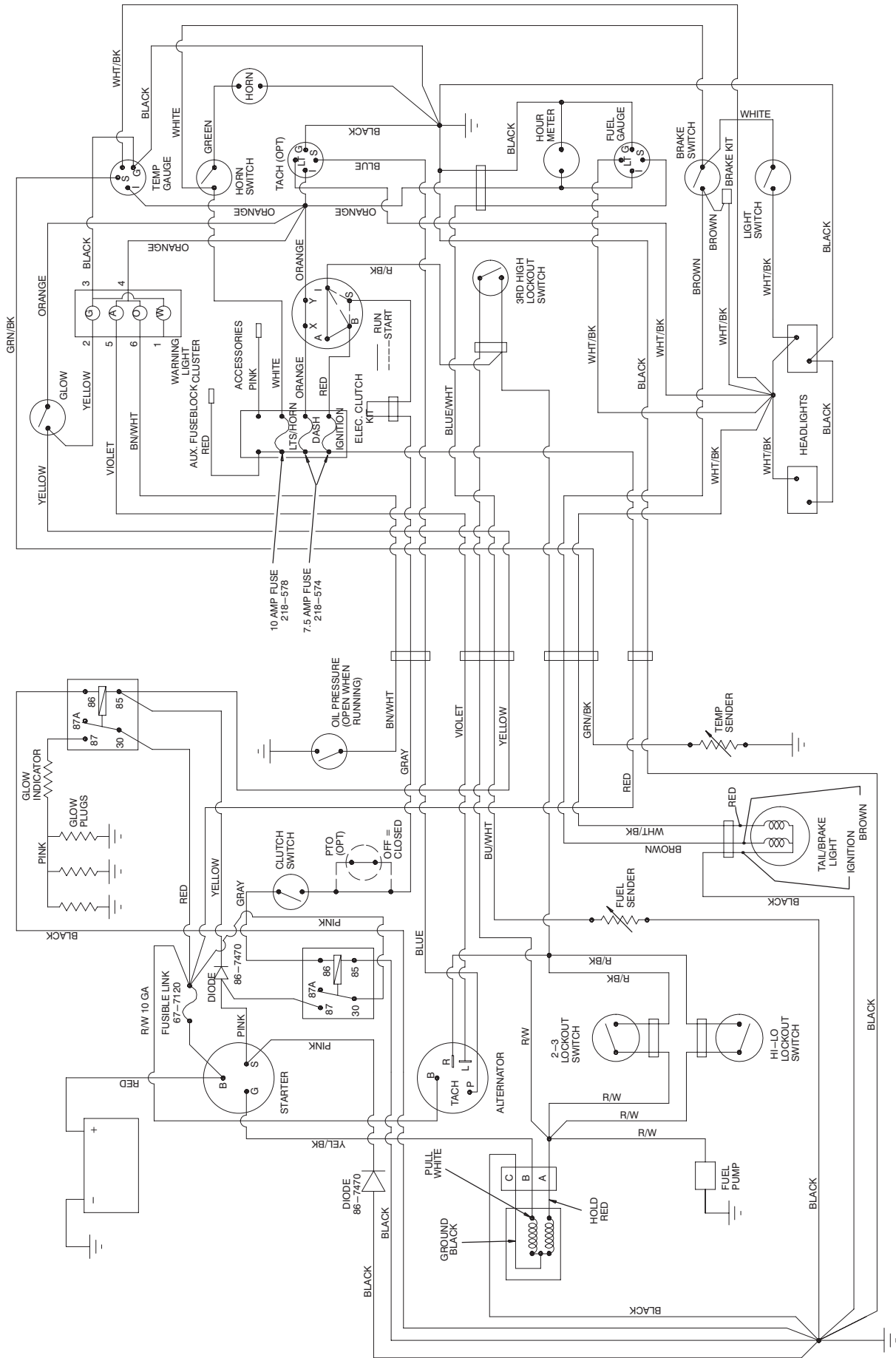


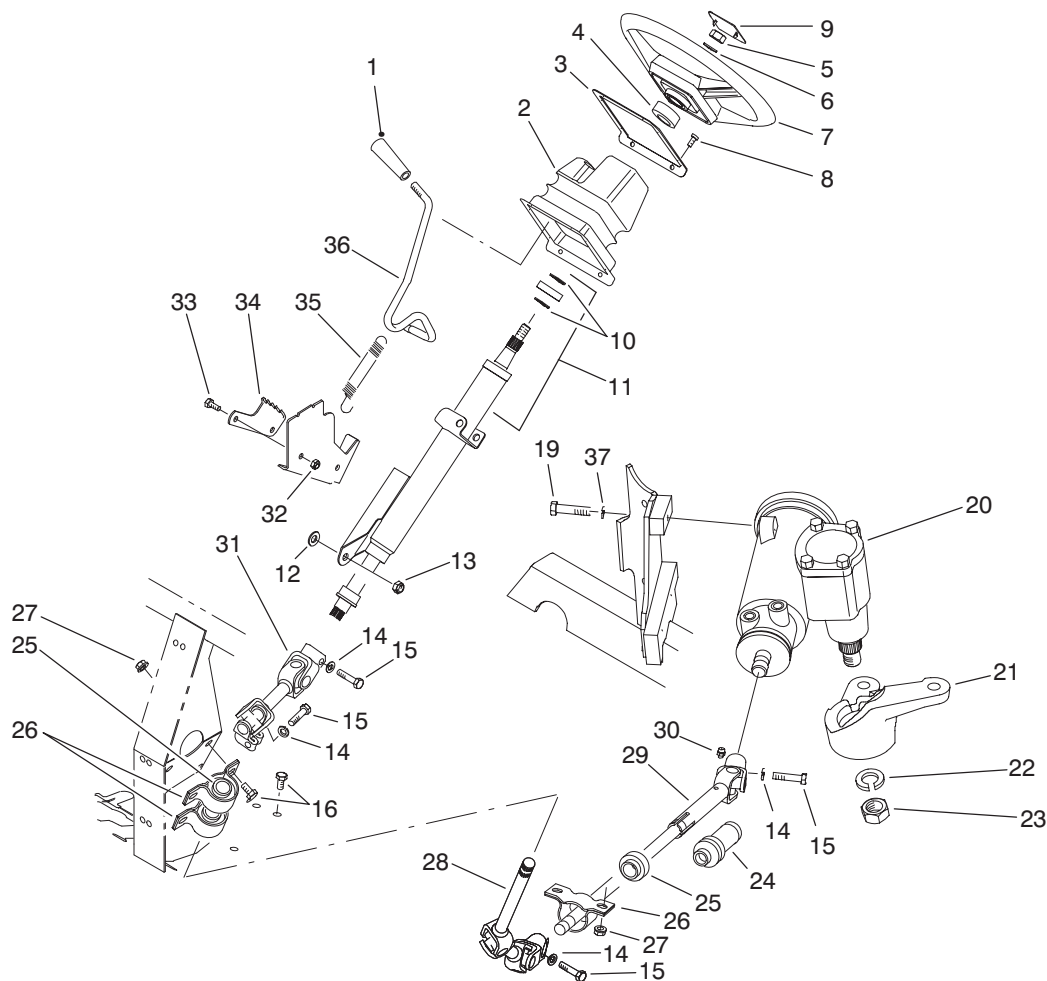
T-1706-1

CONTROL PANEL ASSEMBLY (Continued)

Ref. No.	Part No.	Description	No. Used	Ref. No.	Part No.	Description	No. Used
54	87-6670	Decal - Fuse	1	58	3217-29	Nut - Jam	3
54	93-9851	Decal - Fuse (Europe)	1	59	219-17	Bulb - Warning Light	4
54	92-5374	Decal - Fuse (Japan)	1	60	87-6270	Socket & Bulb Assembly (Incl. Ref. #59)	4
55	87-5910	Decal - Supervisor	1	61	218-578	Fuse - 10 Amp	1
55	93-9856	Decal - Supervisor (Europe)	1	62	20-7150	Toggle Switch Assembly (Incl. Ref. #65)	1
55	92-5332	Decal - Supervisor (Japan)	1	63	218-473	Boot - Switch	1
56	87-9890	Decal - Dash	1	64	2410-64	Plug - Hole	1
56	92-1211	Decal - Dash (Europe)	1	65		Nut - Locking	1
56	94-1227	Decal - Dash (Japan)	1				
57	3253-19	Washer - Lock	3				

ELECTRICAL SCHEMATIC



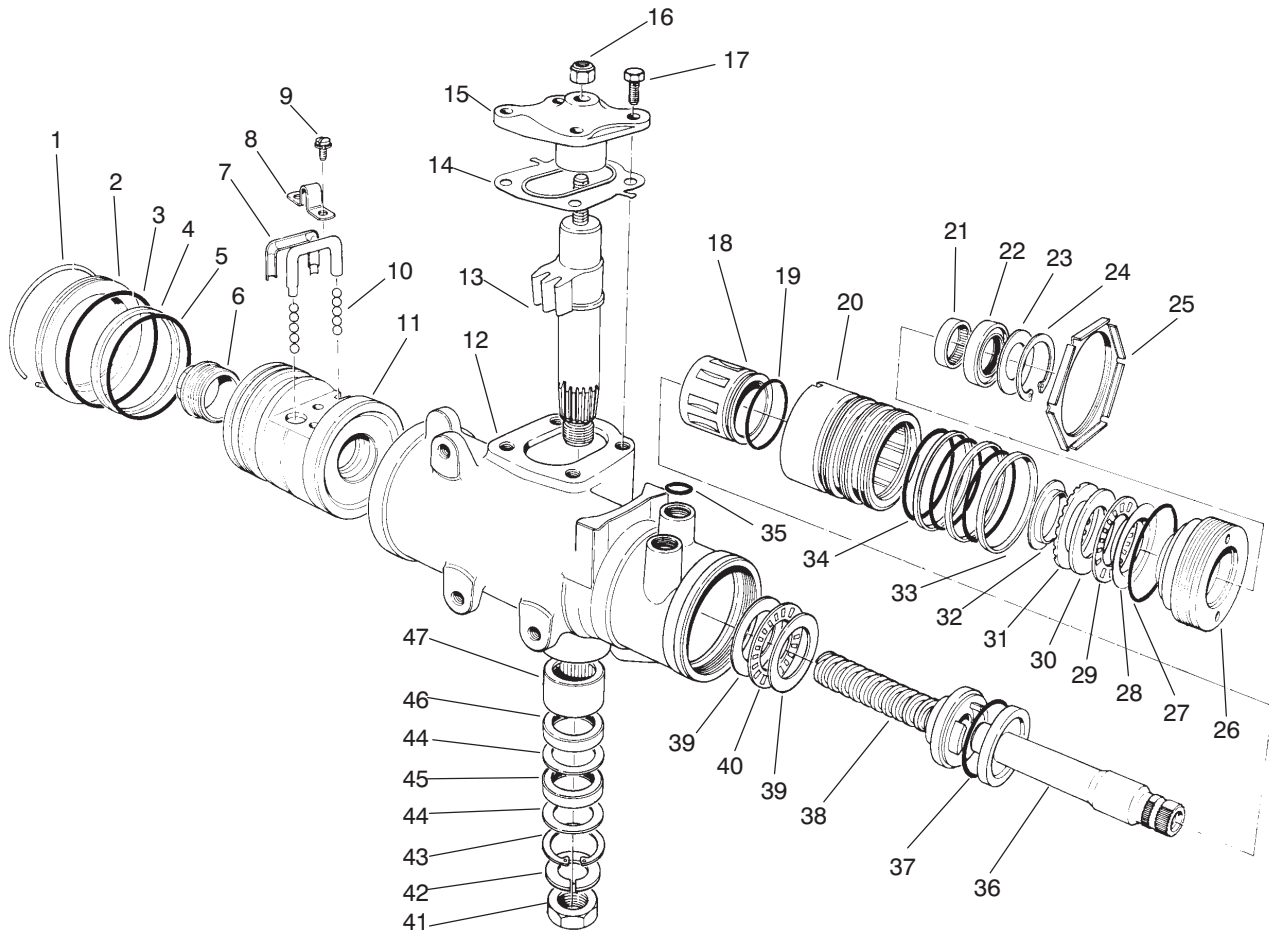


T-2007-1

STEERING LINKAGE ASSEMBLY

Ref. No.	Part No.	Description	No. Used	Ref. No.	Part No.	Description	No. Used
1	233-39	Knob	1	22	39-7420	Washer - Lock	1
2	87-3460	Boot - Tilt Steering	1	23	39-7440	Nut - Lock	1
3	87-4720	Plate - Steering Boot	1	24	93-8988	Boot - Steering Shaft	1
4	21-9260	Spacer	1	25	87-2280	Bearing	3
5	3277-1	Nut - Hex.	1	26	87-3250	Mount - Bearing	3
6	48-8070	Washer - Flat	1	27	32128-20	Nut - Flange	6
7	87-3820	Wheel - Steering	1	28	92-4155	Slip Joint Assembly - Upper	1
8	32144-116	Screw - Pan Head	8	29	93-8987	Slip Joint Assembly - Lower (Incl. Ref. #24 & 30)	1
9	87-3750	Cover - Steering Wheel	1	30	302-5	Fitting - Grease	1
10	43-6550	Ring - Retaining	2	31	92-4154	Universal Joint Assembly	1
11	92-4153	Assembly - Steering Column (Incl. Ref. #10)	1	32	3296-42	Nut - Lock	2
12	3290-455	Washer	1	33	321-3	Screw - Cap Hex. Hd.	2
13	3296-59	Nut - Lock	1	34	87-3610	Bracket - Detent	1
14	3253-4	Washer - Lock	4	35	65-5360	Spring - Extension	1
15	48-7740	Screw - Cap Hex. Hd.	4	36	87-3130	Lever - Tilt Steering	1
16	322-2	Screw - Cap Hex. Hd.	6	37	87-7480	Washer - Flat	3
19	93-7145	Screw - Cap Hex. Hd.	3	*	87-9160	Lower Shaft Assembly (Incl. Ref. #24 & 28-30)	1
20	87-1500	Steering Gear Assembly (Incl. Ref. #22 & 23)	1	*	87-3120	Steering Column & Shaft (Incl. Ref. #10, 11 & 31)	1
21	87-9640	Arm - Pitman	1				

*Not Illustrated

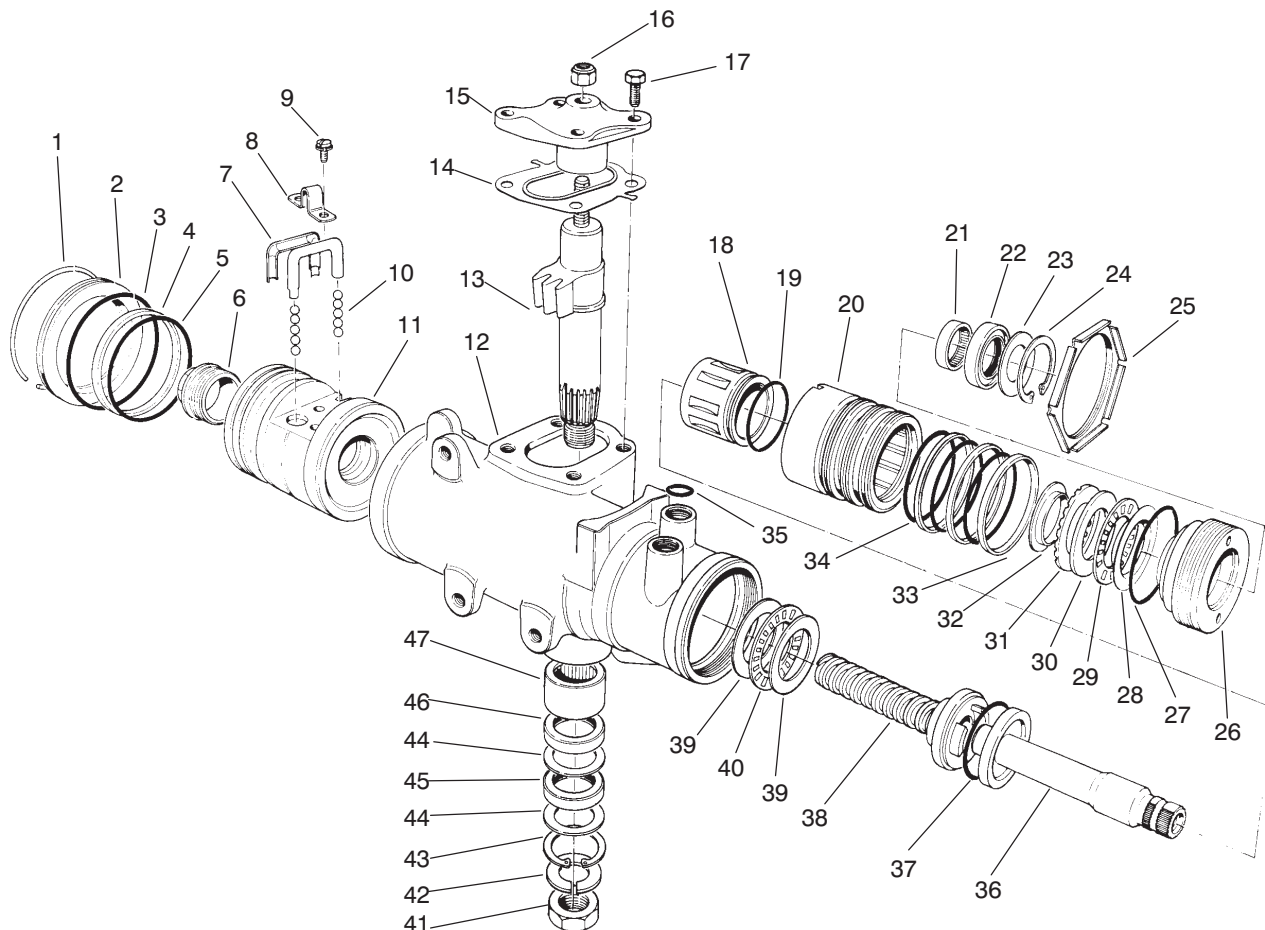


T-1580-1

STEERING GEAR ASSEMBLY NO. 87-1500

Ref. No.	Part No.	Description	No. Used	Ref. No.	Part No.	Description	No. Used
1		Ring - Retaining	1	26		Plug - Adjuster	1
2	92-4165	Plug - Housing End	1	27	28-8200	O-Ring	1
3		Seal - Housing End Plug	1	28		Race - Upper Bearing	1
4		Ring - Rack Piston	1	29		Bearing - Roller, Thrust	1
5		O-Ring, Rack Piston	1	30		Race - Thrust Bearing	1
6	18-4340	Plug - Rack Piston End	1	31		Spacer - Thrust Bearing	1
7	92-4168	Return - Guide Ball	2	32		Retainer - Bearing	1
8	18-4270	Clamp - Ball Return Guide	1	33		Ring - Valve Body	3
9	18-4260	Assy. - Screw/Lockwasher	2	34		O-Ring	3
10	18-5190	Ball - Chrome Alloy	11	35	39-7310	O-Ring	3
11		Nut - Rack Piston	1	36		Shaft - Stub	1
12		Housing - Steering Gear	1	37		O-Ring	1
13		Gear - Pitman Shaft	1	38		Worm - Steering	1
14	28-8280	Seal Kit - Side Cover (Incl. Ref. #17)	1	39		Race - Thrust Bearing	2
15		Cover - Housing Side	1	40		Bearing - Roller, Thrust	1
16	28-8220	Nut - Lash Adjuster	1	41	39-7440	Nut - Pitman Arm	1
17	28-8210	Bolt - Flange Hex. Hd.	4	42	39-7420	Washer - Lock	1
18		Spool Valve	1	43		Ring - Retaining	1
19		O-Ring, Spool Valve	1	44		Washer - Seal, Backup	2
20		Valve Body	1	45		Seal - Pitman Shaft	1
21	92-4169	Bearing - Needle	1	46		Seal - Pitman Shaft	1
22		Seal - Stub Shaft	1	47	92-4170	Bearing - Pitman Shaft	1
23		Seal - Stub Shaft Dust	1	*	92-4161	Assembly - Cover Service Housing Side (Incl. Ref. #14-17)	1
24		Ring - Retaining	1				
25	92-4159	Nut - Adjuster Plug Lock	1				

*Not Illustrated



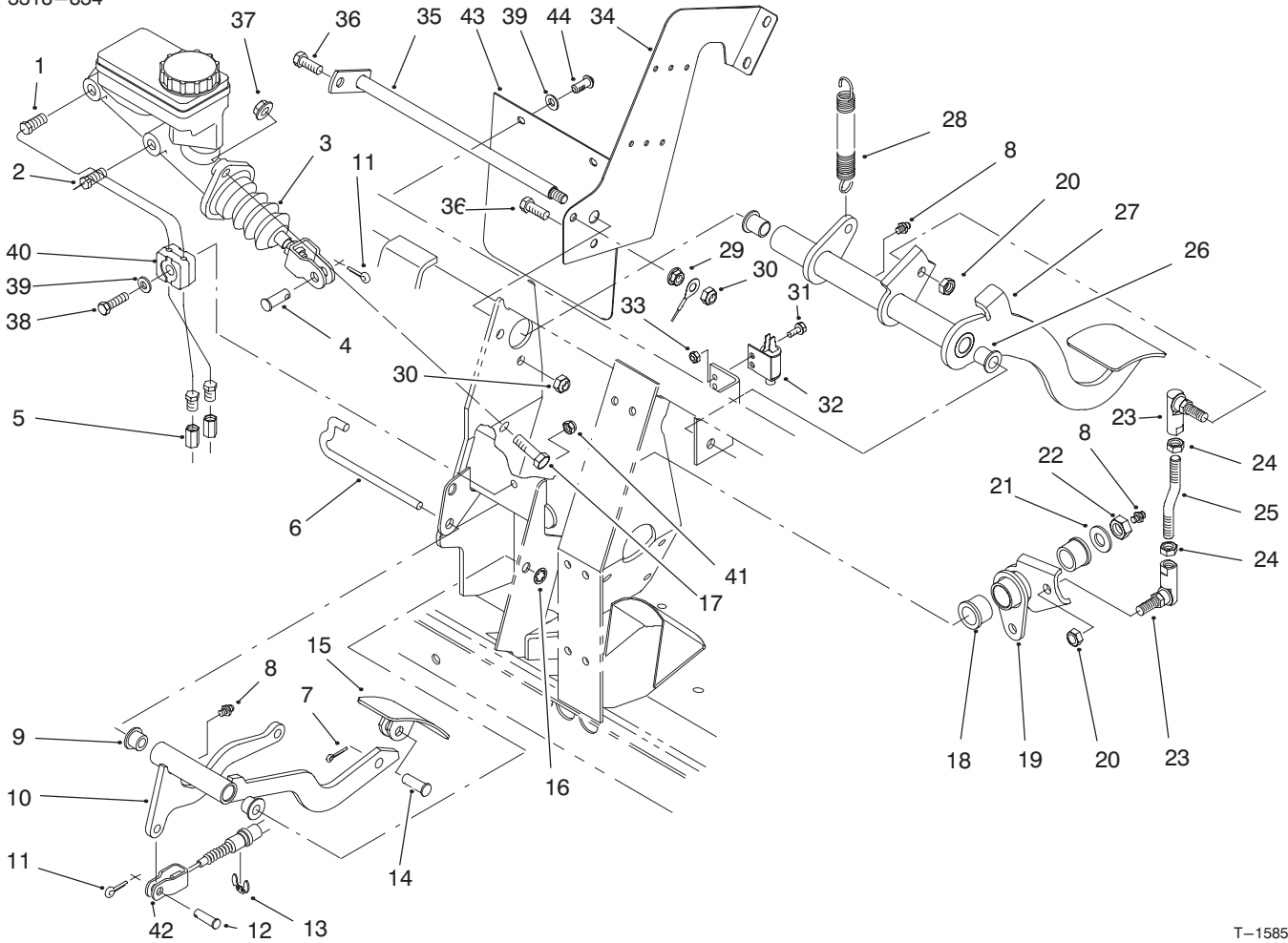
T-1580-1

STEERING GEAR ASSEMBLY NO. 87-1500

Ref. No.	Part No.	Description	No. Used
*	28-8270	Seal Service Kit - End Plug (Incl. Ref. #1 & 3)	1
*	28-8290	Seal Service Kit Rack/Piston (Incl. Ref. #4 & 5)	1
*	18-5180	Bearing Kit - Lower Thrust (Incl. Ref. #39-40)	1
*	18-5160	Seal Kit - Pitman Shaft (Incl. Ref. #43-46)	1
*	18-5170	Seal Kit - Valve Ring (Incl. Ref. #19, 33, 34 & 37)	1
*	92-4163	Assy. - Steering Housing (Incl. Ref. #12 & 43-47)	1
*	92-4167	Assembly - Plug Service (Incl. Ref. #22-24 & 27)	1

Ref. No.	Part No.	Description	No. Used
*	92-4162	Pitman Shaft - Gear Service (Incl. Ref. #13-15 & 17)	1
*	92-4158	Valve Assy. - Hyd. Gear (Incl. Ref. #18-20, 33, 34, 36 & 37)	1
*	92-4160	Bearing Service Kit - Upper (Incl. Ref. #28-32)	1
*	92-4166	Rack/Piston/Nut Assembly (Incl. Ref. #1-11 & 38)	1
*	92-4164	Plug Assy. - Service Adjust. (Incl. Ref. #21-24 & 26-32)	1
*	87-1500	Steering Gear (Complete)	1

*Not Illustrated

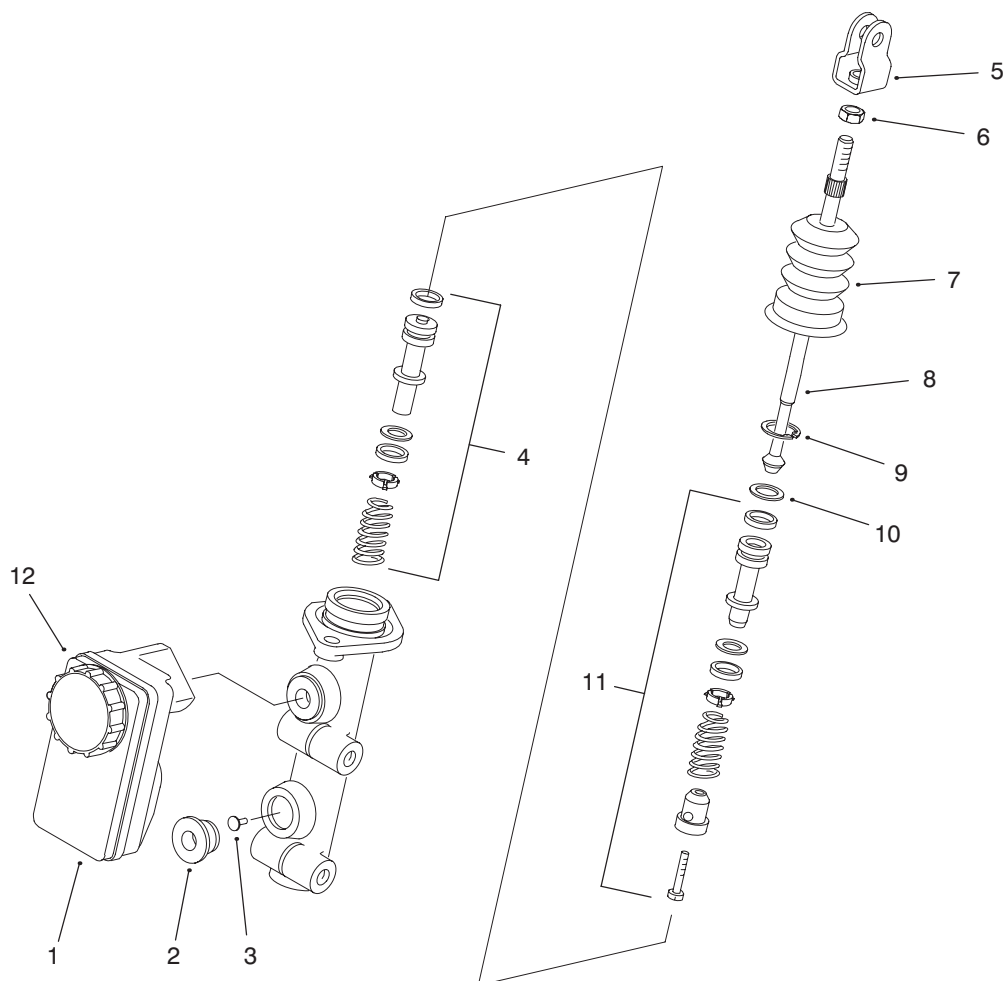


T-1585-2

BRAKE & ACCELERATOR PEDAL ASSEMBLY

Ref. No.	Part No.	Description	No. Used
1	94-3814	Tube - Hydraulic	1
2	94-3815	Tube - Hydraulic	1
3	94-3800	Master Cylinder Assembly	1
4	283-2	Pin - Clevis	1
5	87-3570	Union - Brake Line	2
6	87-2880	Shaft - Accelerator Pedal	1
7	3272-6	Pin - Cotter	1
8	302-5	Fitting - Grease	3
9	256-259	Bushing - Flange	2
10	93-8961	Arm - Accelerator Pedal	1
11	3272-10	Pin - Cotter	2
12	283-30	Pin - Clevis	1
13	32120-47	Ring - E	1
14	283-85	Pin - Clevis	1
15	93-8969	Pedal - Accelerator	1
16	32151-56	Ring - Retaining	1
17	323-7	Screw - Cap Hex. Hd.	2
18	256-247	Bushing - Flange	2
19	94-3823	Bell Crank	1
20	3296-6	Nut - Lock	2
21	3256-26	Washer - Flat	1
22	3296-23	Nut - Lock	1

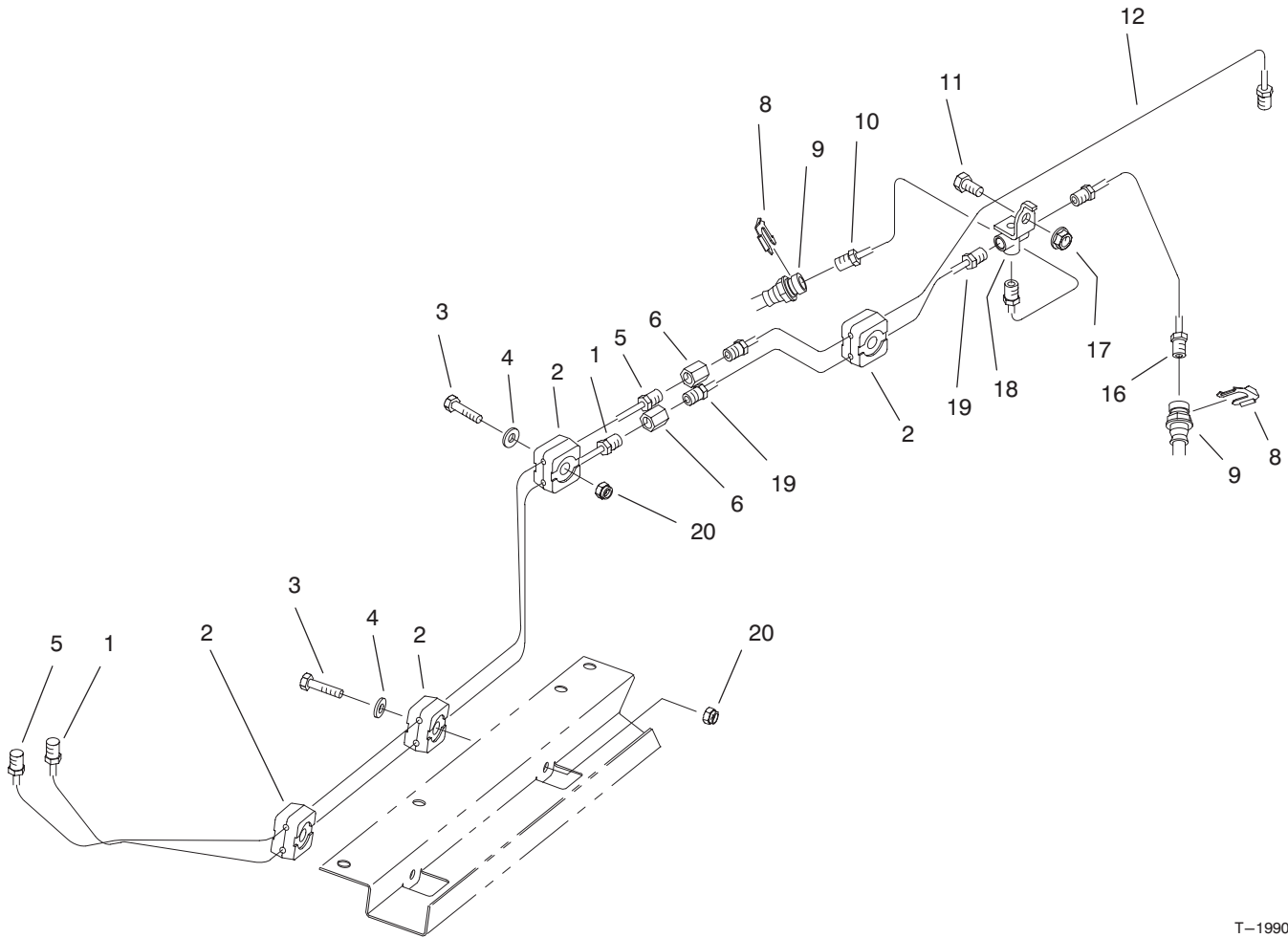
Ref. No.	Part No.	Description	No. Used
23	68-3840	Ball Joint	2
24	3219-20	Nut - Hex. LH	2
25	94-3810	Rod - Link	1
26	256-155	Bushing - Flange	2
27	93-8965	Pedal - Brake	1
28	21-1830	Spring - Tension	1
29	32128-20	Nut - Flange Lock	1
30	3296-29	Nut - Lock	2
31	3290-321	Screw - Hex. Flange Hd.	2
32	55-7120	Switch - Brake Light	1
33	3296-2	Nut - Lock	2
34	94-3821	Plate - Center, Frame	1
35	87-2590	Shaft - Brake	1
36	322-5	Screw - Cap Hex. Hd.	2
37	3290-357	Nut - Flange	2
38	321-9	Screw - Cap Hex. Hd.	1
39	3256-22	Washer - Flat	3
40	87-7550	Clamp - Tube	2
41	3296-42	Nut - Lock	1
42	93-7098	Cable - Accelerator	1
43	94-5221	Flap - Cylinder, Master	1
44	87-6620	Screw - Torx, Pan Hd.	2



T-2339-1

MASTER BRAKE CYLINDER NO. 94-3800

Ref. No.	Part No.	Description	No. Used	Ref. No.	Part No.	Description	No. Used
1	87-3040	Reservoir - Master Cylinder (Incl. Ref. #12)	1	7	94-5209	Cover - Dust	1
2	93-8971	Seal - Port, Flange	2	8	94-5210	Rod - Push	1
3	92-4103	Pin - Stop	1	9	92-4109	Circlip	1
4	92-4102	Secondary Piston Assembly	1	10	92-4108	Washer - Retainer	1
5	92-4110	Clevis	1	11	92-4101	Primary Piston Assembly	1
6	21-0360	Nut - Hex.	1	12	92-4112	Cap Assembly	1



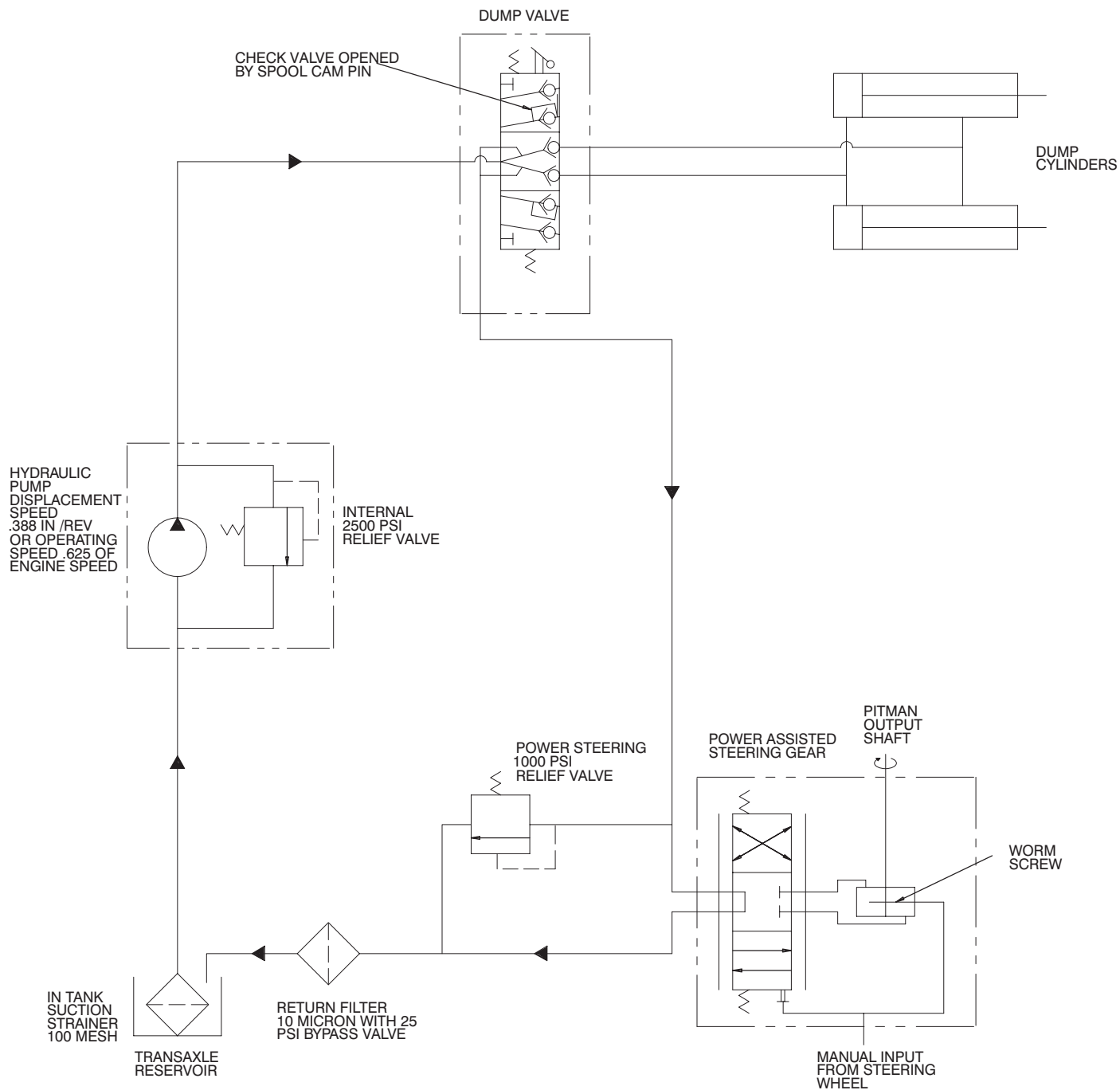
T-1990-1

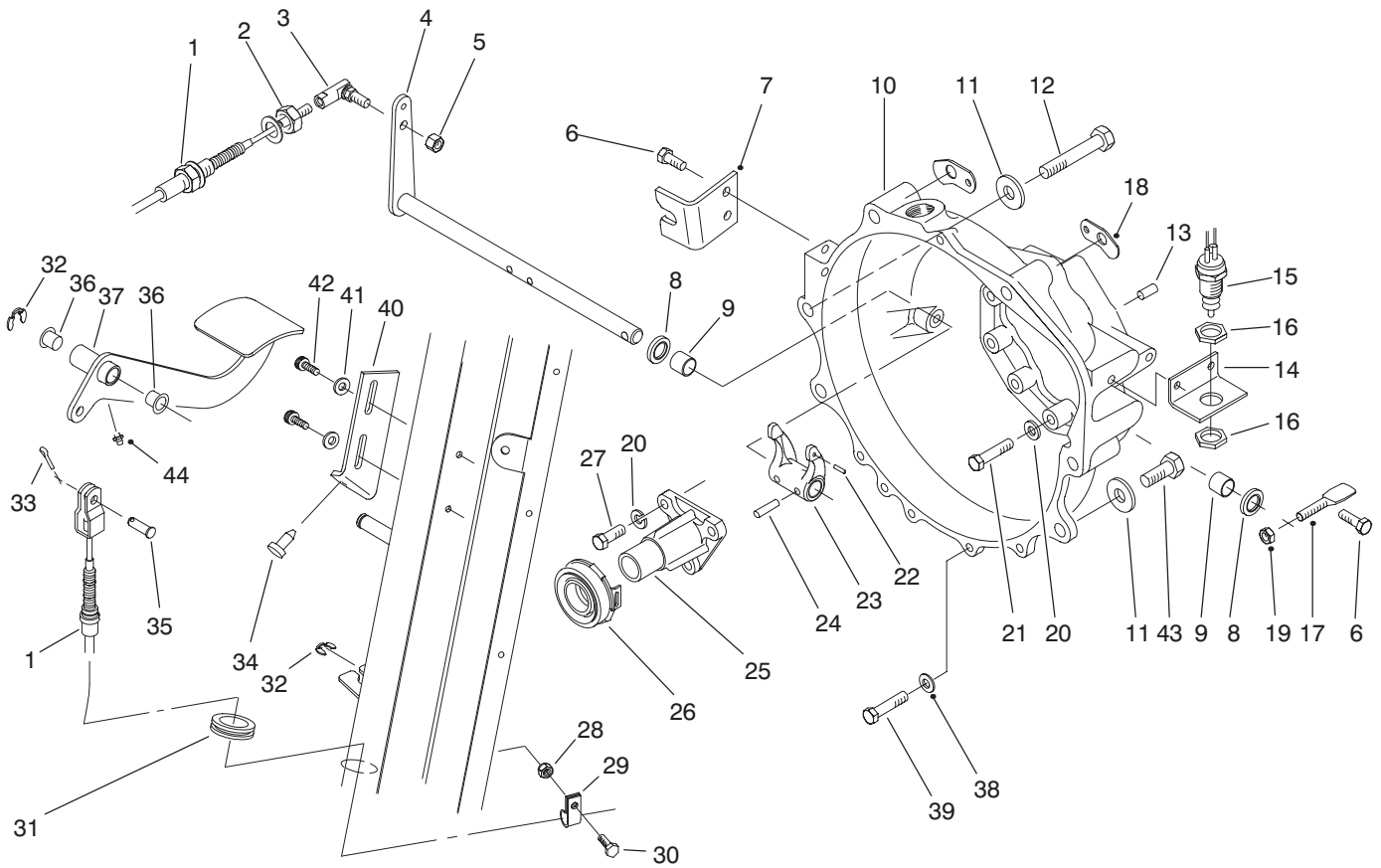
HYDRAULIC BRAKE LINE ROUTING ASSEMBLY

Ref. No.	Part No.	Description	No. Used
1	94-3820	Tube - Brake Front	1
2	87-7660	Clamp - Brake Line	8
3	321-9	Screw - Cap Hex. Hd.	4
4	3256-22	Washer - Flat	5
5	94-3819	Tube - Brake Rear	1
6	87-3570	Fitting - Union	2
8	87-3580	Retainer - Brake Hose	2
9	93-7059	Hose - Brake Front	2

Ref. No.	Part No.	Description	No. Used
10	93-7081	Tube - Brake Front RH	1
11	322-2	Screw - Cap Hex. Hd.	1
12	94-3842	Tube - Brake Rear	1
16	93-7082	Tube - Brake Front LH	1
17	32128-20	Nut - Flange	1
18	87-3560	Tee - Brake Line	1
19	93-7085	Tube - Brake Front	1
20	3296-42	Nut - Lock	4

HYDRAULIC SCHEMATIC



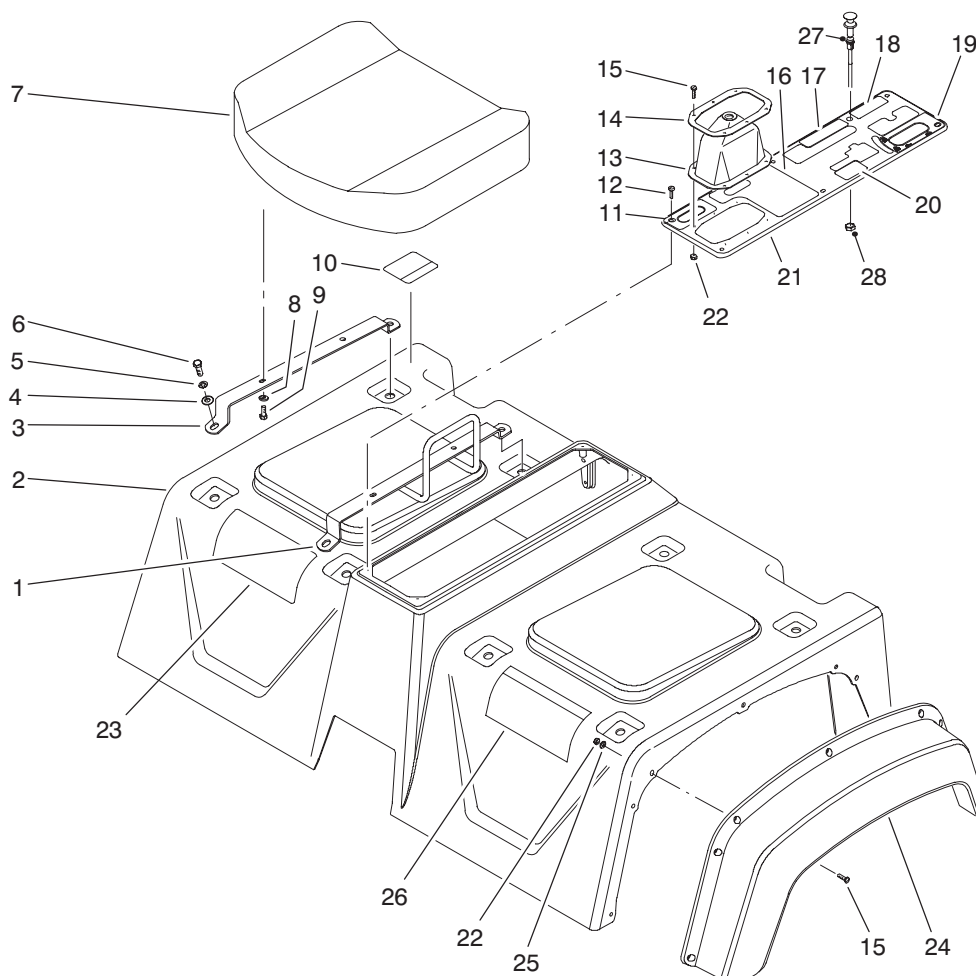


T-1658-1

CLUTCH LINKAGE ASSEMBLY

Ref. No.	Part No.	Description	No. Used
1	93-7091	Clutch Cable Assembly (Incl. Ref. #2)	1
2	3220-2	Nut - Jam	1
3	2411-33	Joint - Ball	1
4	87-5280	Shaft - Release	1
5	3296-4	Nut - Lock	1
6	66-3160	Screw - Cap Hex. Hd.	4
7	87-8471	Bracket - Clutch	1
8	87-1920	Seal - Shaft	2
9	87-3770	Bushing - Sleeve	2
10	93-7120	Housing - Bell	1
11	3256-5	Washer - Flat	4
12	3215-2	Screw - Cap Hex. Hd.	5
13	87-1910	Pin - Alignment	2
14	87-5350	Bracket - Switch	1
15	87-5490	Switch - Neutral	1
16	3218-20	Nut - Jam	2
17	87-5360	Lever	1
18	87-6410	Bracket - Harness	2
19	3296-29	Nut - Lock	1
20	42-9850	Washer - Lock	12
21	42-9530	Screw - Cap Hex. Hd.	9
22	32121-7	Pin - Roll	1

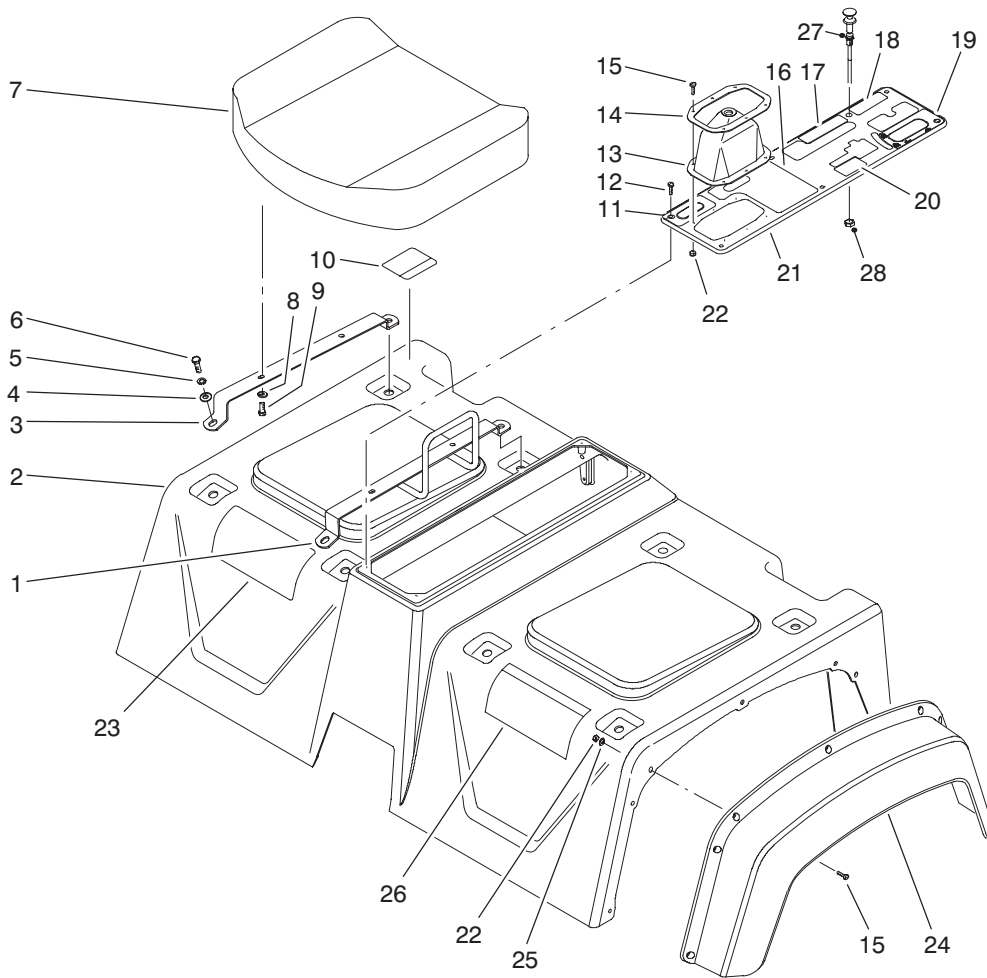
Ref. No.	Part No.	Description	No. Used
23	87-5300	Fork - Clutch	1
24	32121-24	Pin - Roll	2
25	87-5320	Guide - Release	1
26	87-2100	Bearing - Release	1
27	57-6380	Screw - Cap Hex. Hd.	3
28	32128-33	Nut - Flange Lock	1
29	2412-89	Clamp - R	1
30	321-4	Screw - Cap Hex. Hd.	1
31	240-5	Grommet	1
32	32120-47	Ring - E	2
33	3272-10	Pin - Cotter	1
34	87-8460	Bumper	1
35	283-30	Pin - Clevis	1
36	256-156	Bushing - Flange	2
37	93-8958	Pedal - Clutch	1
38	3256-23	Washer - Lock	4
39	66-3160	Screw - Cap Hex. Hd.	4
40	87-8710	Tab - Clutch	1
41	3256-22	Washer - Flat	2
42	87-6620	Screw - Torx Hd.	2
43	42-9250	Screw - Cap Hex. Hd.	2
44	302-5	Fitting - Grease	1



T-1589-1

SEAT BASE ASSEMBLY

Ref. No.	Part No.	Description	No. Used	Ref. No.	Part No.	Description	No. Used
1	87-6890	Hold - Hand	1	18	92-2609	Decal - Remote Hyd.	1
2	92-4199	Skirt Assembly (Incl. Ref. #10 & 26)	1	18	93-9866	Decal - Remote Hyd. (Europe)	1
3	87-3800	Bracket - Seat Bottom	3	18	92-5346	Decal - Remote Hyd. (Japan)	1
4	3256-23	Washer - Flat	4	19	87-6010	Decal - Dump Hyd.	1
5	3253-4	Washer - Lock	8	19	93-9444	Decal - Dump Hyd. (Europe)	1
6	322-5	Screw - Cap Hex. Hd.	8	19	92-5353	Decal - Dump Hyd. (Japan)	1
7	87-5060	Cushion - Seat Bottom	2	20	87-6020	Decal - Brake	1
8	3256-22	Washer - Flat	8	20	93-9443	Decal - Brake (Europe)	1
9	321-4	Screw - Cap Hex. Hd.	8	20	92-5304	Decal - Brake (Japan)	1
10	87-5930	Decal - Caution	1	21	87-8080	Console Plate Assembly (Incl. Ref. #11 & 16-20)	1
10	93-9448	Decal - Caution (Europe)	1	22	3296-2	Nut - Lock	20
10	92-5325	Decal - Caution (Japan)	1	23	87-9110	Decal - Quick Ref.	1
11	87-5960	Decal - Axle	1	23	94-1201	Decal - Quick Ref. (DU)	1
11	93-9857	Decal - Axle (Europe)	1	23	94-1203	Decal - Quick Ref. (FR)	1
11	92-5318	Decal - Axle (Japan)	1	23	94-1204	Decal - Quick Ref. (GR)	1
12	32144-52	Screw - Hex. Hd.	6	23	94-1205	Decal - Quick Ref. (IT)	1
13	87-8620	Boot - Shift	1	23	94-1209	Decal - Quick Ref. (SP)	1
14	87-3760	Plate - Shift Boot	1	23	94-1210	Decal - Quick Ref. (SW)	1
15	3250-13	Screw - Hex. Hd.	20	23	94-1200	Decal - Quick Ref. (DN)	1
16	87-5970	Decal - PTO	1	23	94-1202	Decal - Quick Ref. (FN)	1
16	93-9861	Decal - PTO (Europe)	1	23	94-1207	Decal - Quick Ref. (NO)	1
16	92-5360	Decal - PTO (Japan)	1	23	94-1208	Decal - Quick Ref. (PO)	1
17	87-6000	Decal - Differential	1				
17	93-9430	Decal - Differential (Europe)	1				
17	92-5311	Decal - Differential (Japan)	1				

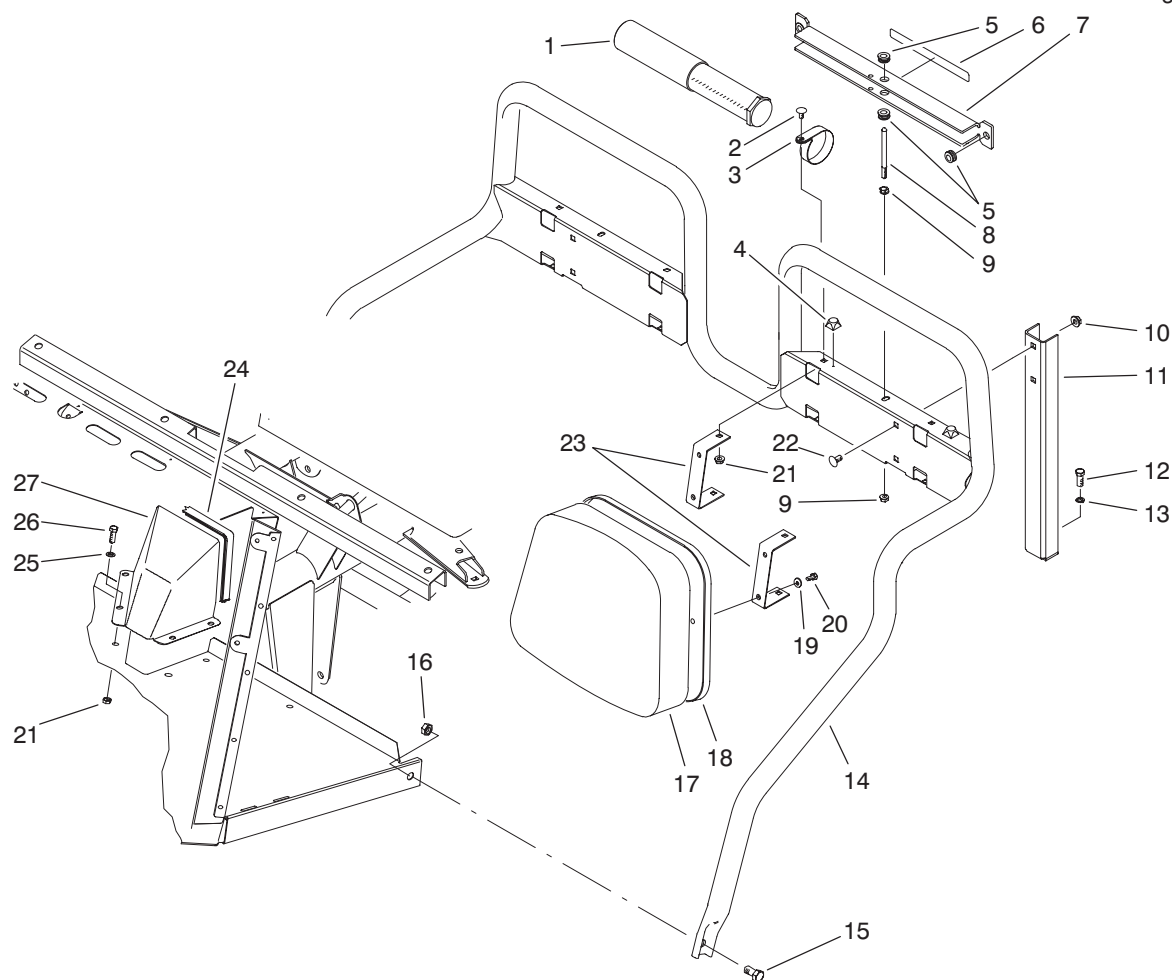


T-1589-1

SEAT BASE ASSEMBLY

Ref. No.	Part No.	Description	No. Used
23	94-1206	Decal - Quick Ref. (Japan)	1
24	87-9480	Fender - Front	2
25	3256-61	Washer - Flat	14

Ref. No.	Part No.	Description	No. Used
26	87-5920	Decal - Danger	1
26	93-9860	Decal - Danger (Europe)	1
26	92-6408	Decal - Danger (Japan)	1

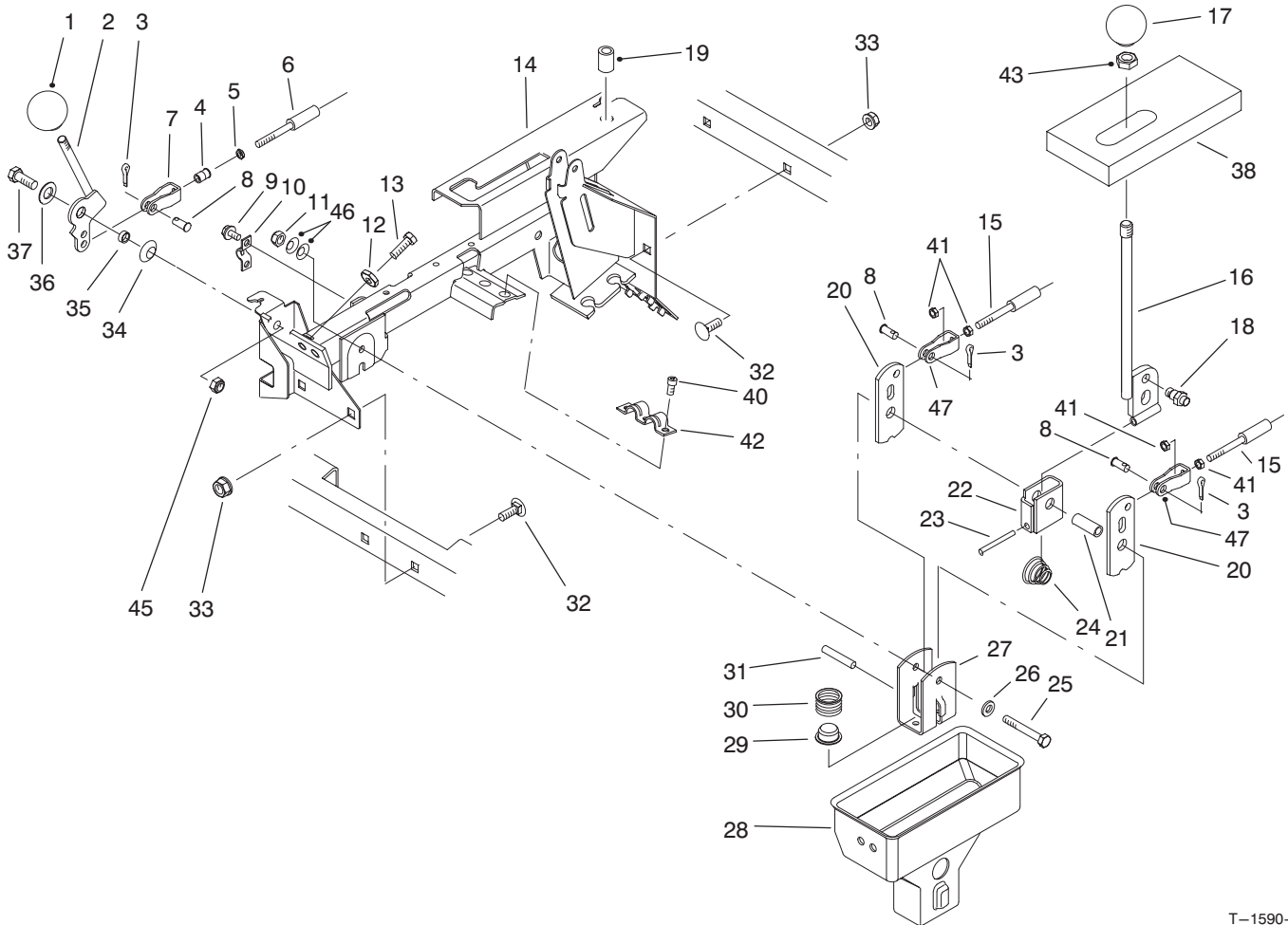


T-2009-1

SEAT BACK ASSEMBLY

Ref. No.	Part No.	Description	No. Used	Ref. No.	Part No.	Description	No. Used
1	74-0720	Tube - Manual	1	13	3253-21	Washer - Lock	2
2	3230-18	Bolt - Carriage	8	14	87-6170	Frame - Seat	1
3	2412-133	Clamp - R	2	15	325-4	Screw - Cap Hex. Hd.	2
4	111071	Bumper	2	16	3296-23	Nut - Lock	2
5	92-5972	Grommet	4	17	87-6290	Cushion - Seat Back	2
6	87-7930	Decal - Danger	1	18	87-6280	Plate - Seat Back	2
6	93-9852	Decal - Danger (Europe)	1	19	3256-22	Washer - Flat	8
6	92-6415	Decal - Danger (Japan)	1	20	321-4	Screw - Cap Hex. Hd.	8
7	87-7950	Bed Support Assembly (Incl. Ref. #5 & 6)	1	21	32128-20	Nut - Flange Lock	12
8	87-7940	Stud	1	22	3231-21	Bolt - Carriage	4
9	32128-44	Nut - Flange Lock	2	23	87-6240	Bracket - Seat Back	4
10	3290-357	Nut - Flange Lock	4	24	87-9660	Trim	1
11	87-2510	Bracket - Seat Frame	2	25	3256-23	Washer - Flat	4
12	323-6	Screw - Cap Hex. Hd.	2	26	322-3	Screw - Cap Hex. Hd.	4
				27	87-9650	Cover - Steering Gear	4

3318-834

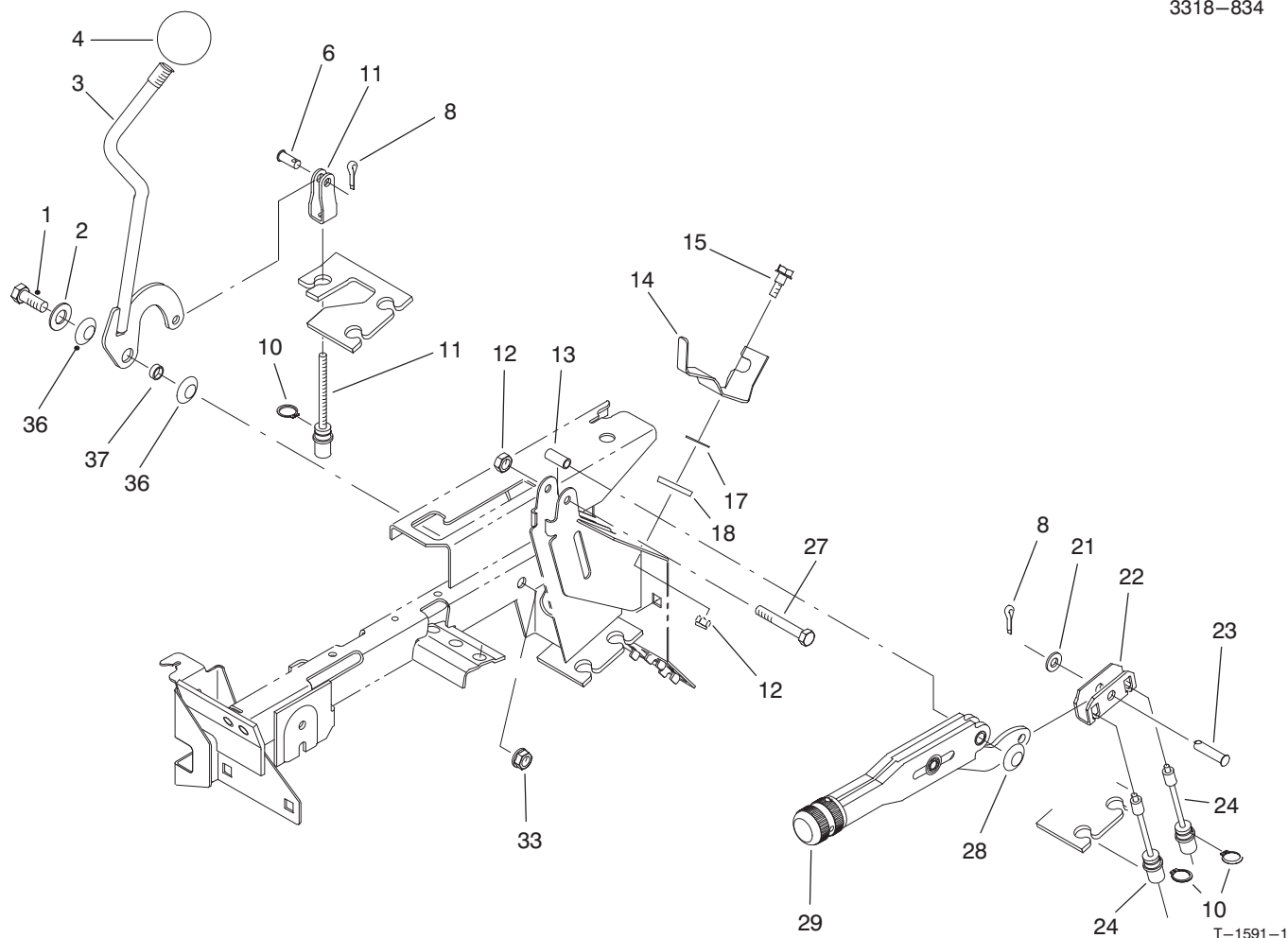


T-1590-1

HI-LO & SHIFT LEVER ASSEMBLIES

Ref. No.	Part No.	Description	No. Used
1	233-37	Knob	1
2	87-4350	Lever - Hi-Lo	1
3	3272-6	Pin - Cotter	3
4	32148-15	Insert - Threaded	1
5	3219-14	Nut	1
6	93-7106	Hi-Lo Cable Assembly (Incl. Ref. #5)	1
7	87-7160	Assembly - Clevis, Cable (Incl. Ref. #4)	1
8	283-62	Pin - Clevis	3
9	32144-4	Screw - Hex. Washer Hd.	2
10	87-4340	Clamp - Cable	1
11	3296-58	Nut - Lock	1
12	3220-3	Nut - Jam	2
13	3211-8	Screw - Cap Hex. Hd.	2
14	94-5202	Lever Support Assembly (Incl. Ref. #19)	1
15	93-7105	Cable Assembly (Incl. Ref. #41)	2
16	87-2040	Lever - Shift	1
17	87-6720	Knob	1
18	87-3650	Pin - Shift	1
19	32148-7	Nut - Clinch	2
20	87-3540	Link - Shift	2
21	87-2520	Tube - Pivot	1

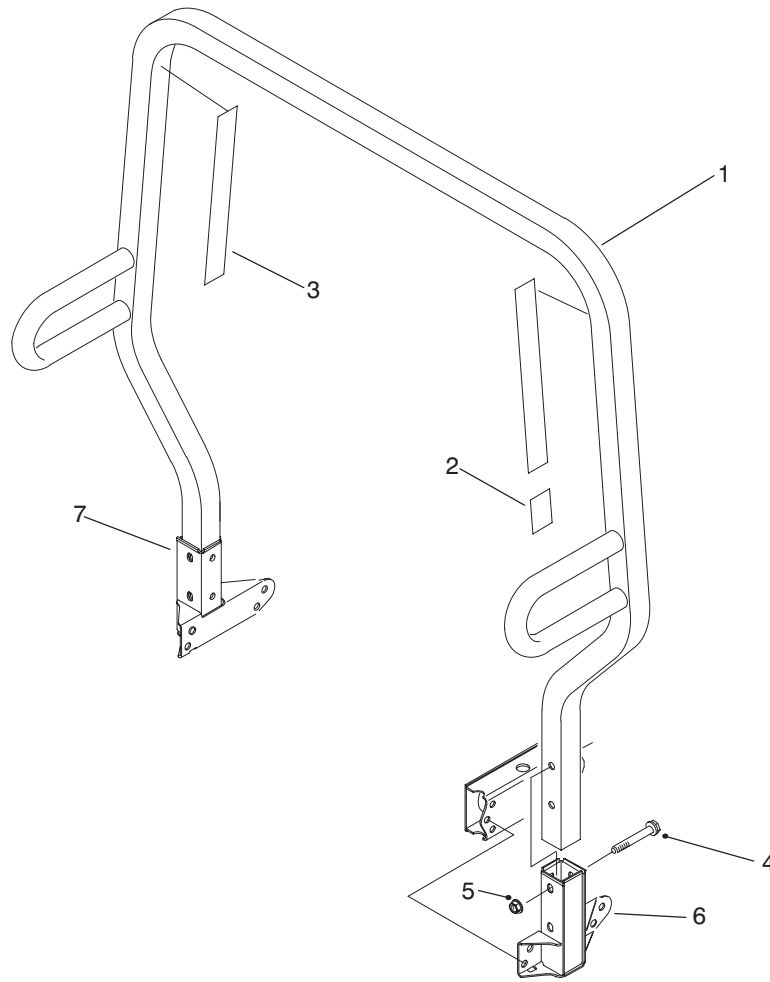
Ref. No.	Part No.	Description	No. Used
22	87-6040	Bracket - Shifter	1
23	32121-48	Pin - Roll	1
24	87-2900	Spring - Compression	1
25	322-12	Screw - Cap Hex. Hd.	1
26	87-8640	Washer - Flat	1
27	87-3520	Clevis	1
28	87-2260	Boot - Shift Lower	1
29	87-3530	Button - Shifter	1
30	87-3660	Spring - Compression	1
31	3290-507	Pin - Dowel	1
32	3231-21	Bolt - Carriage	4
33	3290-357	Nut - Flange Lock	4
34	3290-221	Washer - Spring	1
35	76-9100	Spacer - Hi-Lo Lever	1
36	49-9150	Washer - Flat	1
37	323-6	Screw - Cap Hex. Hd.	1
38	87-6570	Foam - Seal	1
40	65-5220	Screw - Hex. Socket Hd.	3
41	3220-1	Nut - Jam	4
42	87-4960	Clamp - Cable	1
43	3218-18	Nut - Jam	1
45	3296-39	Nut - Lock	1
46	3290-456	Washer - Belleville	2
47	87-2310	Clevis - Cable	2



DIFFERENTIAL LOCK & PARKING BRAKE ASSEMBLIES

Ref. No.	Part No.	Description	No. Used
1	323-6	Screw - Cap Hex. Hd.	1
2	49-9150	Washer - Flat	1
3	87-5030	Lever - Differential Lock	1
4	233-48	Knob	1
6	283-62	Pin - Clevis	1
8	3272-6	Pin - Cotter	1
10	32120-47	Ring - Retaining	3
11	87-4460	Differential Lock Cable	1
12	3296-42	Nut - Lock	1
13	87-4710	Spacer - Barking Brake	1
14	87-6640	Lever - Dump Stop	1
15	42-3560	Screw - Shoulder	1

Ref. No.	Part No.	Description	No. Used
17	3290-478	Washer - Belleville	1
18	71-5320	Washer - Flat	1
21	3256-23	Washer - Flat	1
22	87-3480	Plate - Brake Equalizer	1
23	94-3829	Pin - Clevis	1
24	93-7107	Cable - Parking Brake	2
27	321-9	Screw - Cap Hex. Hd.	1
28	3290-477	Washer - Curved	1
29	87-2710	Lever - Parking Brake	1
33	3296-39	Nut - Lock	1
36	3290-221	Washer - Spring	2
37	76-2290	Spacer	1

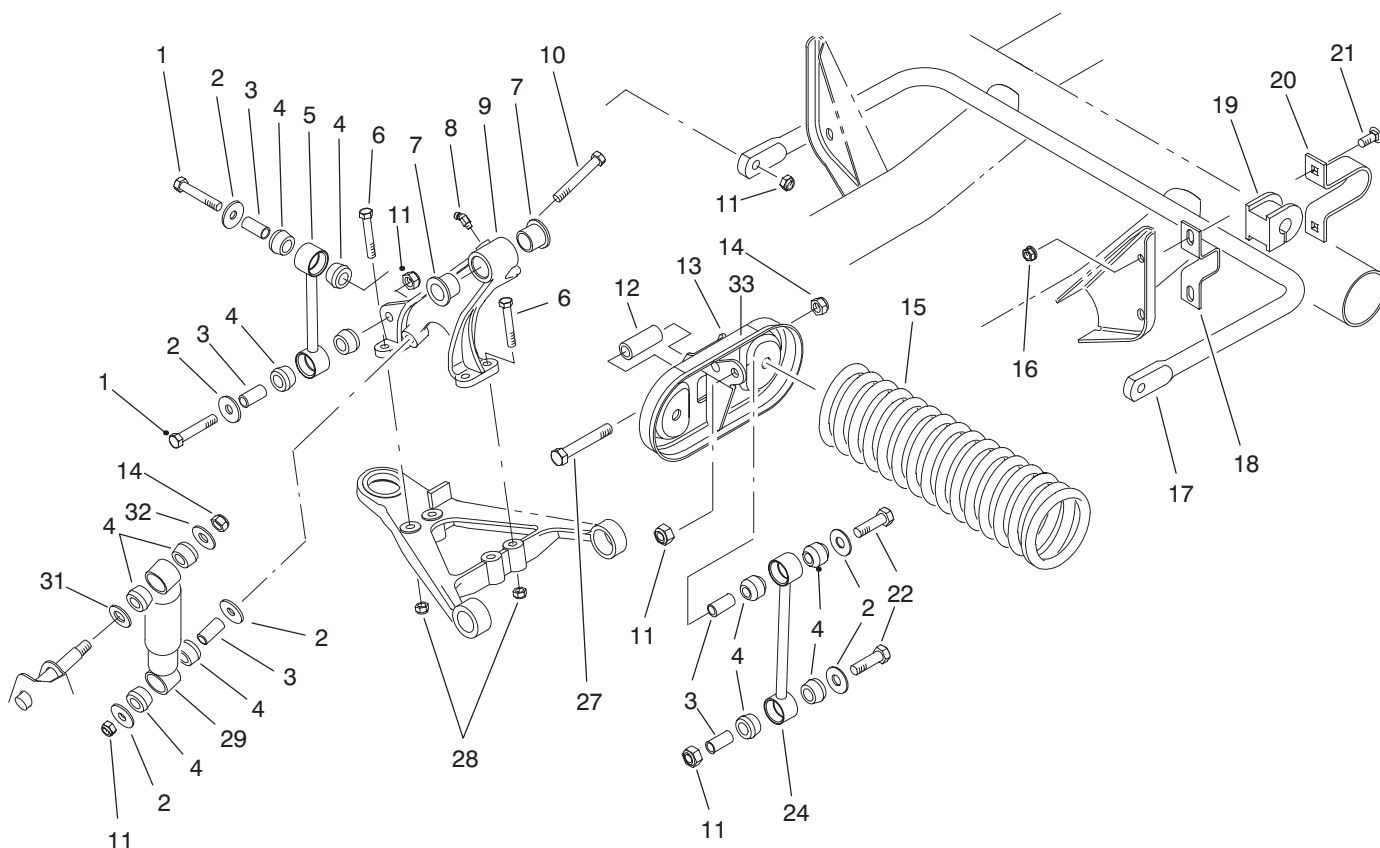


T-1592-1

R.O.P.S. ASSEMBLY

Ref. No.	Part No.	Description	No. Used
1	87-7090	Assembly - Frame, R.O.P.S. (Incl. Ref. #2 & 3)	1
2	87-5940	Decal - Rollover	1
2	93-9850	Decal - Rollover (Europe)	1
2	92-5388	Decal - Rollover (Japan)	1

Ref. No.	Part No.	Description	No. Used
3	87-5980	Decal - ROPS	2
3	93-9859	Decal - ROPS (Europe)	2
3	92-5381	Decal - ROPS (Japan)	2
4	3234-40	Screw - Hex. Flange Hd.	4
5	32128-23	Nut - Flange Lock	4
6	87-6950	Receiver - LH	1
7	87-6960	Receiver - RH	1

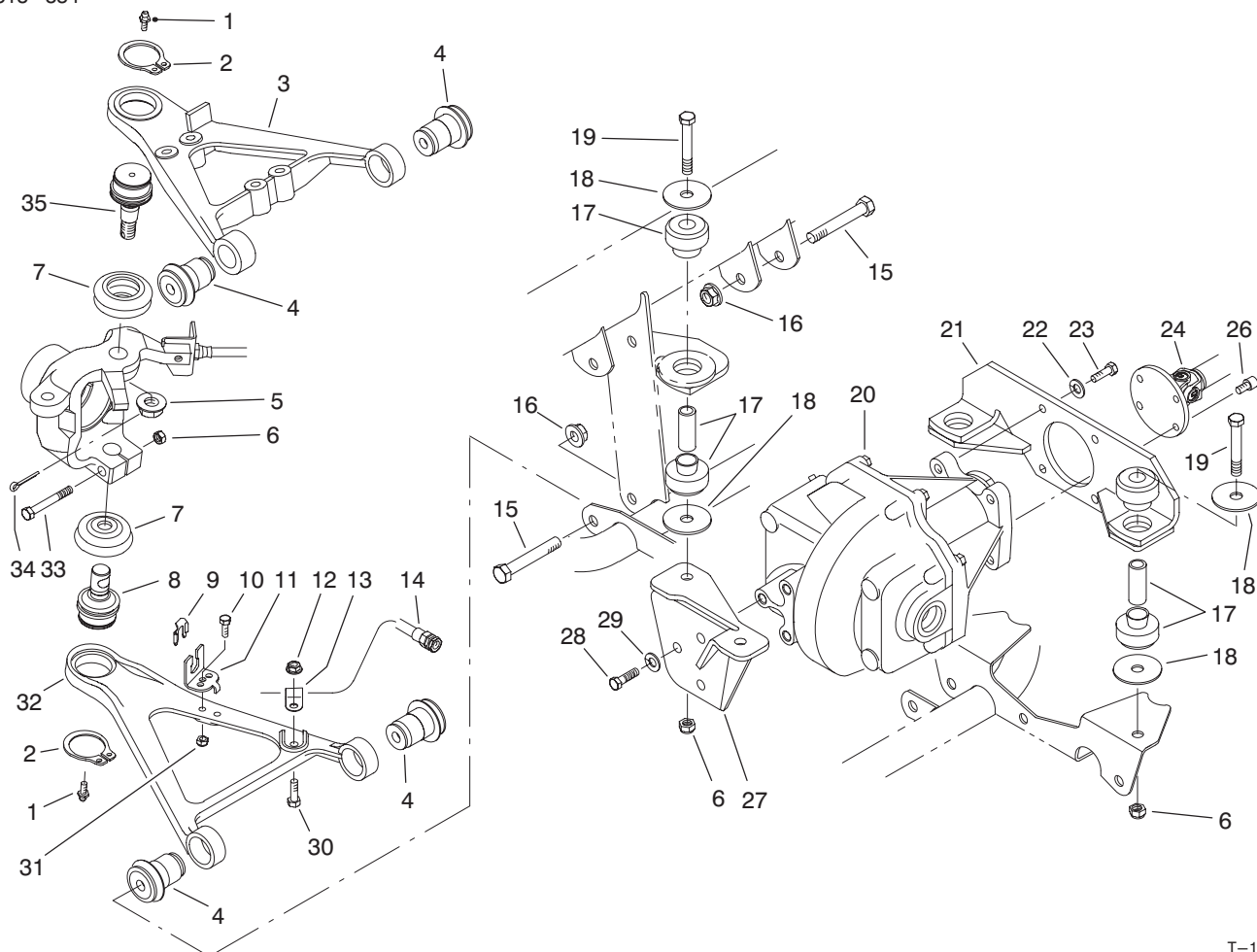


T-1593-1

FRONT SUSPENSION ASSEMBLY

Ref. No.	Part No.	Description	No. Used	Ref. No.	Part No.	Description	No. Used
1	324-10	Screw - Cap Hex. Hd.	4	16	3290-357	Nut - Flange Lock	4
2	87-5330	Washer	8	17	87-3850	Bar - Anti-Sway	1
3	87-3600	Spacer	10	18	87-3890	Bracket - Anti-Sway Bar	2
4	87-3920	Bushing - Rubber	16	19	87-3910	Bushing - Anti-Sway Bar	2
5	87-3860	Link - Anti-Sway Bar	2	20	87-4010	Clamp - Anti-Sway Bar	2
6	323-12	Screw - Cap Hex. Hd.	8	21	3231-3	Bolt - Carriage	4
7	33-3090	Bushing - Flange	4	22	324-9	Screw - Cap Hex. Hd.	4
8	302-11	Fitting - Grease	1	24	87-2480	Link - Stabilizer	2
9	87-0150	Tower - Control Arm RH	1	27	325-13	Screw - Cap Hex. Hd.	4
*	87-0160	Tower - Control Arm LH	1	28	3296-39	Nut - Lock	8
10	324-13	Screw - Cap Hex. Hd.	2	29	87-3110	Absorber - Shock	2
11	3296-48	Nut - Lock	10	31	3256-27	Washer - Flat	2
12	87-2500	Sleeve - Spring Pivot	2	32	3256-6	Washer - Flat	2
13	87-7150	Assembly - Cradle, Spring (Incl. Ref. #33)	2	33	44-0760	Decal - Warning	2
14	3296-23	Nut - Lock	4	33	93-9879	Decal - Warning (Europe)	2
15	87-0690	Spring - Compression	2	33	92-6493	Decal - Warning (Japan)	2

*Not Illustrated



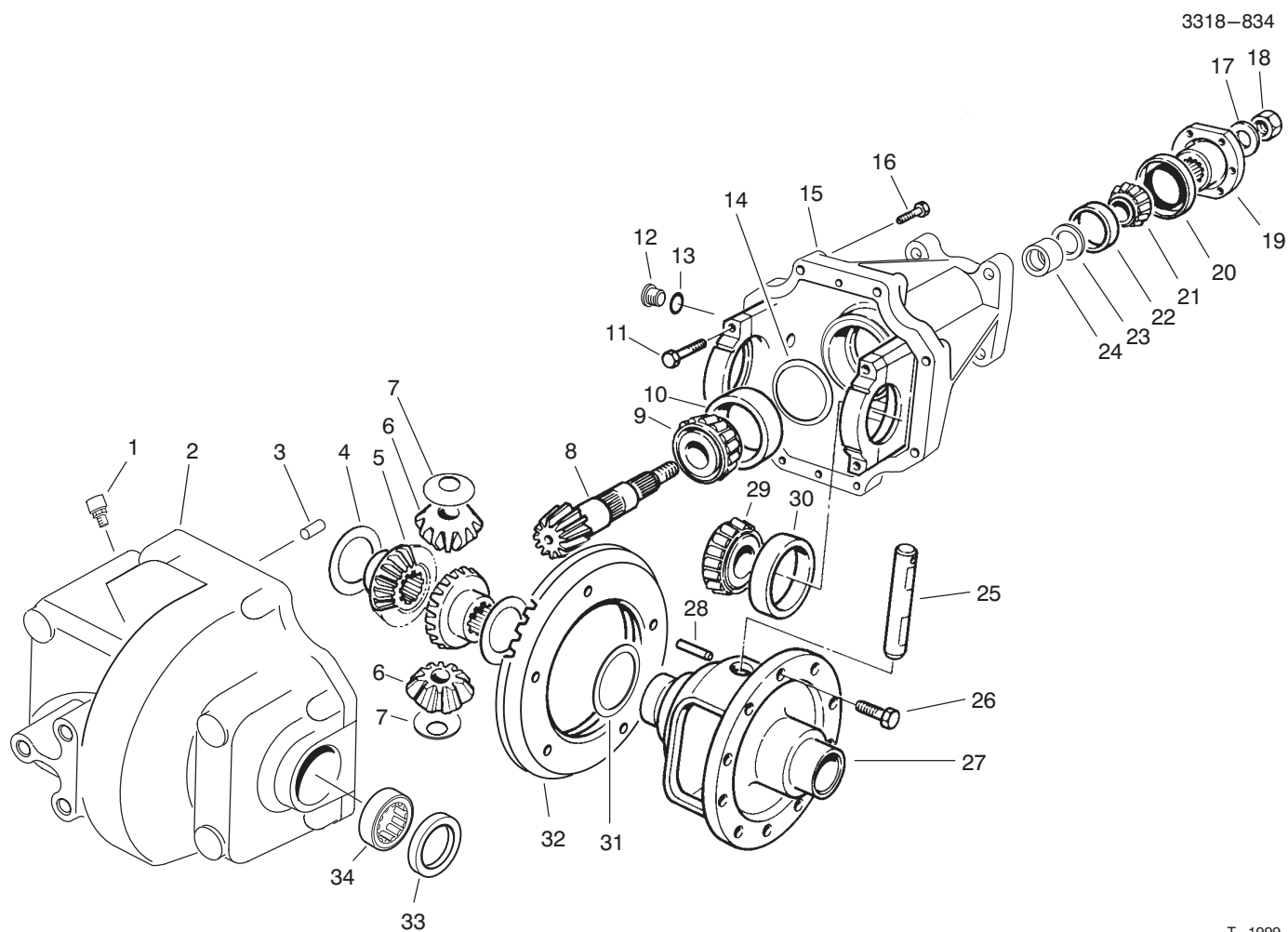
T-1991-1

FRONT SUSPENSION CONTROL ARM ASSEMBLY

Ref. No.	Part No.	Description	No. Used
1	302-5	Fitting - Grease	4
2	32151-104	Ring - Retaining	4
3	93-7135	Arm - Control Upper RH	1
*	93-7133	Arm - Control Upper LH	1
4	87-1450	Bushing - Flange	8
5	32136-2	Nut - Hex. Slotted	2
6	3296-48	Nut - Lock	6
7	87-2420	Seal - Ball Joint	4
8	93-7052	Joint - Lower Ball	2
9	87-3580	Retainer	2
10	321-6	Screw - Cap Hex. Hd.	2
11	93-7070	Bracket - Brake Hose	2
12	32128-20	Nut - Lock	2
13	2412-10	Clamp - R	2
14	93-7059	Hose - Brake Front	2
15	325-13	Screw - Cap Hex. Hd.	8
16	3296-23	Nut - Hex.	8
17	87-4970	Engine Mount Assembly	4

Ref. No.	Part No.	Description	No. Used
18	87-5100	Washer - Snubbing	8
19	324-12	Screw - Cap Hex. Hd.	4
20	93-7054	Front Differential Assembly	1
21	93-7074	Mount - Differential Rear	1
22	3253-21	Washer - Lock	4
23	323-7	Screw - Cap Hex. Hd.	4
24	93-7116	Differential Driveshaft Assy.	1
26	3274-97	Screw - Socket Hex. Hd.	6
27	93-7118	Bracket - Differential Front	1
28	324-5	Screw - Cap Hex. Hd.	3
29	3253-6	Washer - Lock	3
30	322-5	Screw - Cap Hex. Hd.	2
31	3296-42	Nut - Lock	2
32	87-0210	Arm - Control Lower RH	1
*	87-0220	Arm - Control Lower LH	1
33	324-11	Screw - Cap Hex. Hd.	2
34	3272-11	Pin - Cotter	2
35	87-1430	Joint - Upper Ball	2

*Not Illustrated



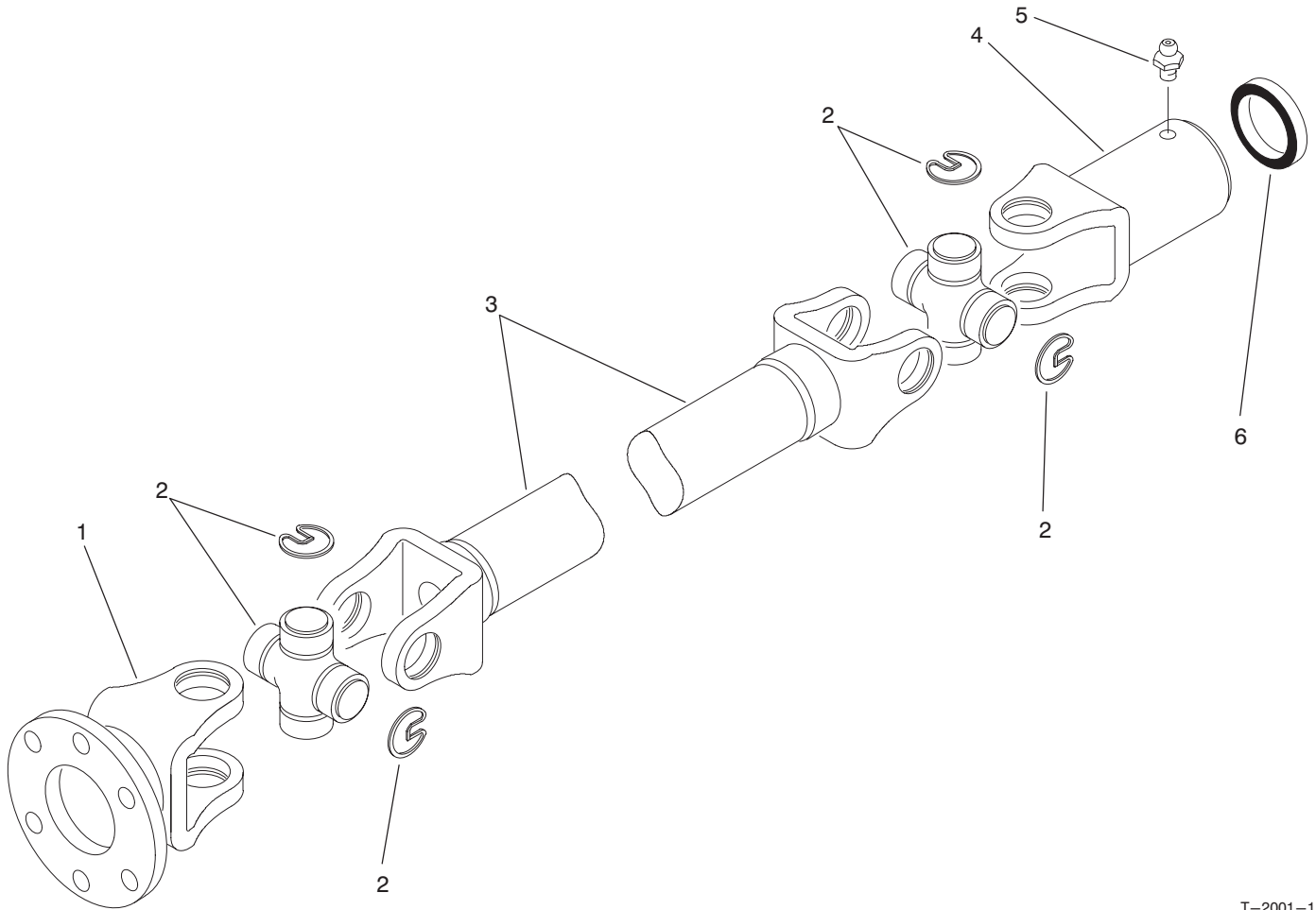
T-1999-1

FRONT DIFFERENTIAL ASSEMBLY NO. 93-7054

Ref. No.	Part No.	Description	No. Used
1	93-8910	Vent	1
2	93-8908	Housing - Front	1
3	21-8270	Pin - Alignment	2
4	21-7720	Washer - Thrust	2
5	93-8911	Gear - Bevel Side	2
6	21-7690	Gear - Pinion	2
7	21-7730	Washer - Thrust	2
8	93-3618	Pinion & Ring Gear Assy. (Incl. Ref. #32)	1
9	43-6760	Cone - Bearing	1
10	43-6750	Cup - Bearing	1
11	92-1773	Screw - Cap Hex. Hd.	4
12	93-8916	Plug Assembly (Incl. Ref. #13)	2
13	237-79	Seal - O-Ring	2
14	43-6710	Shim - .003"	A/R
*	43-6711	Shim - .005"	A/R
*	43-6712	Shim - .010"	A/R
*	43-6713	Shim - .030"	A/R
15	93-8900	Carrier Assembly (Incl. Ref. #11)	1
16	93-8909	Screw - Cap Hex. Hd.	8
17	71-4340	Washer	1
18	71-4350	Nut - Lock	1
19	93-8903	Flange	1

Ref. No.	Part No.	Description	No. Used
20	71-4330	Seal - Oil	1
21	93-8904	Shim - .003"	A/R
*	93-8905	Shim - .005"	A/R
*	93-8906	Shim - .010"	A/R
*	93-8907	Shim - .030"	A/R
22	264-91	Cone - Bearing	1
23	254-90	Cup - Bearing	1
24	93-8902	Spacer - Bearing	1
25	21-7700	Shaft - Pinion	1
26	21-7770	Screw - Cap Hex. Hd.	5
27	21-7670	Case - Differential	1
28	32121-15	Pin - Roll	1
29	254-65	Cone - Bearing	2
30	254-66	Cup - Bearing	2
31	21-8090	Shim - .003"	A/R
*	21-8100	Shim - .005"	A/R
*	21-8110	Shim - .010"	A/R
*	21-8120	Shim - .030"	A/R
32		Gear - Ring	1
33	93-8918	Seal - Oil	2
34	93-8917	Bearing - Needle	2
*	93-8901	Differential Case Assembly (Incl. Ref. #4-7, 25, 27 & 28)	1

*Not Illustrated



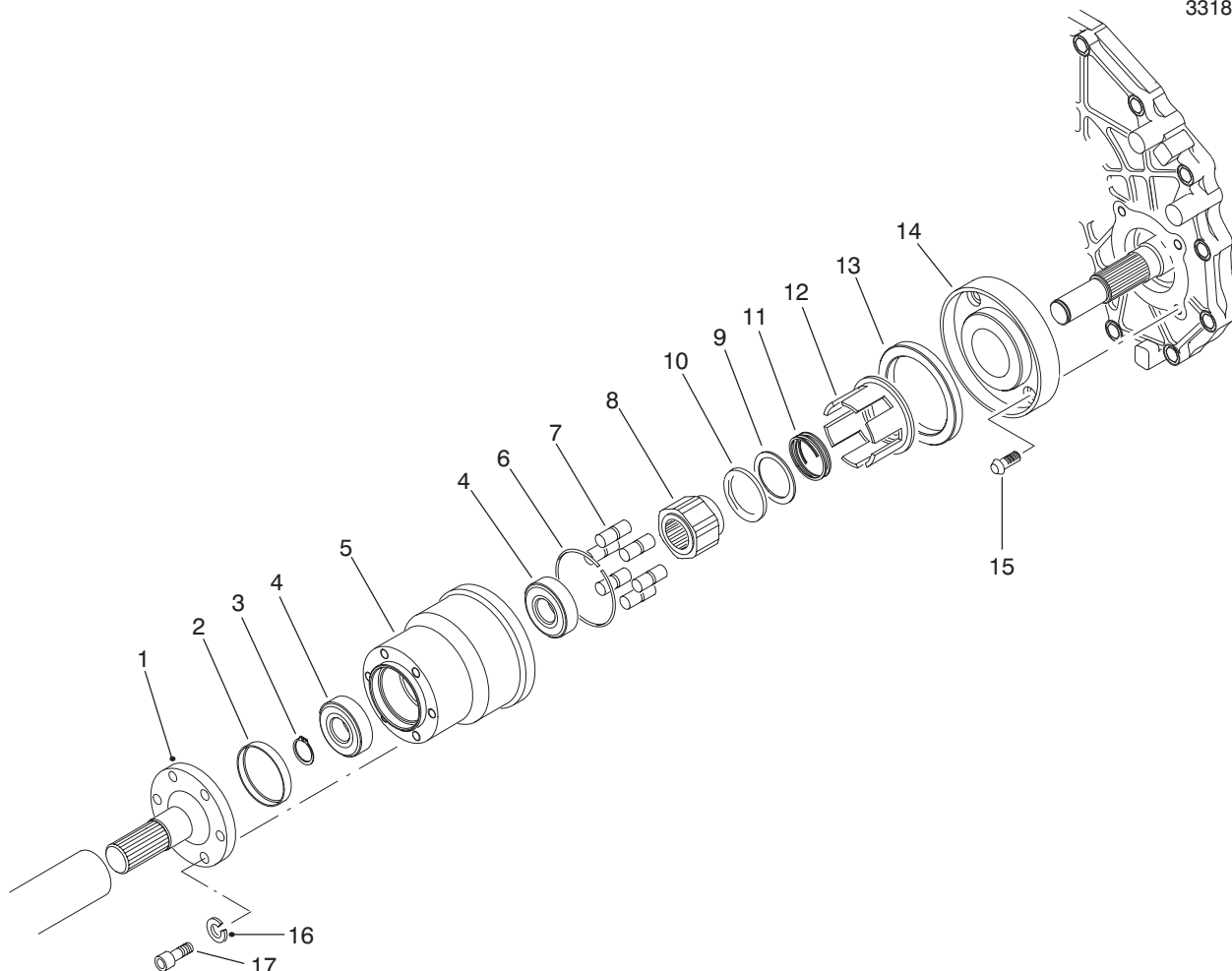
T-2001-1

DIFFERENTIAL DRIVESHAFT ASSEMBLY NO. 93-7116

Ref. No.	Part No.	Description	No. Used
1	92-4193	Yoke - Flange	1
2	54-9180	Cross & Bearing Kit	2
3	92-4194	Yoke - Tube	1
4	92-4195	Slip Yoke Assembly (Incl. Ref. #5)	1

Ref. No.	Part No.	Description	No. Used
5	302-11	Fitting - Grease	1
6	92-4196	Seal	1
*	93-7116	Driveshaft Assembly (Incl. Ref. #1-6)	1

*Not Illustrated

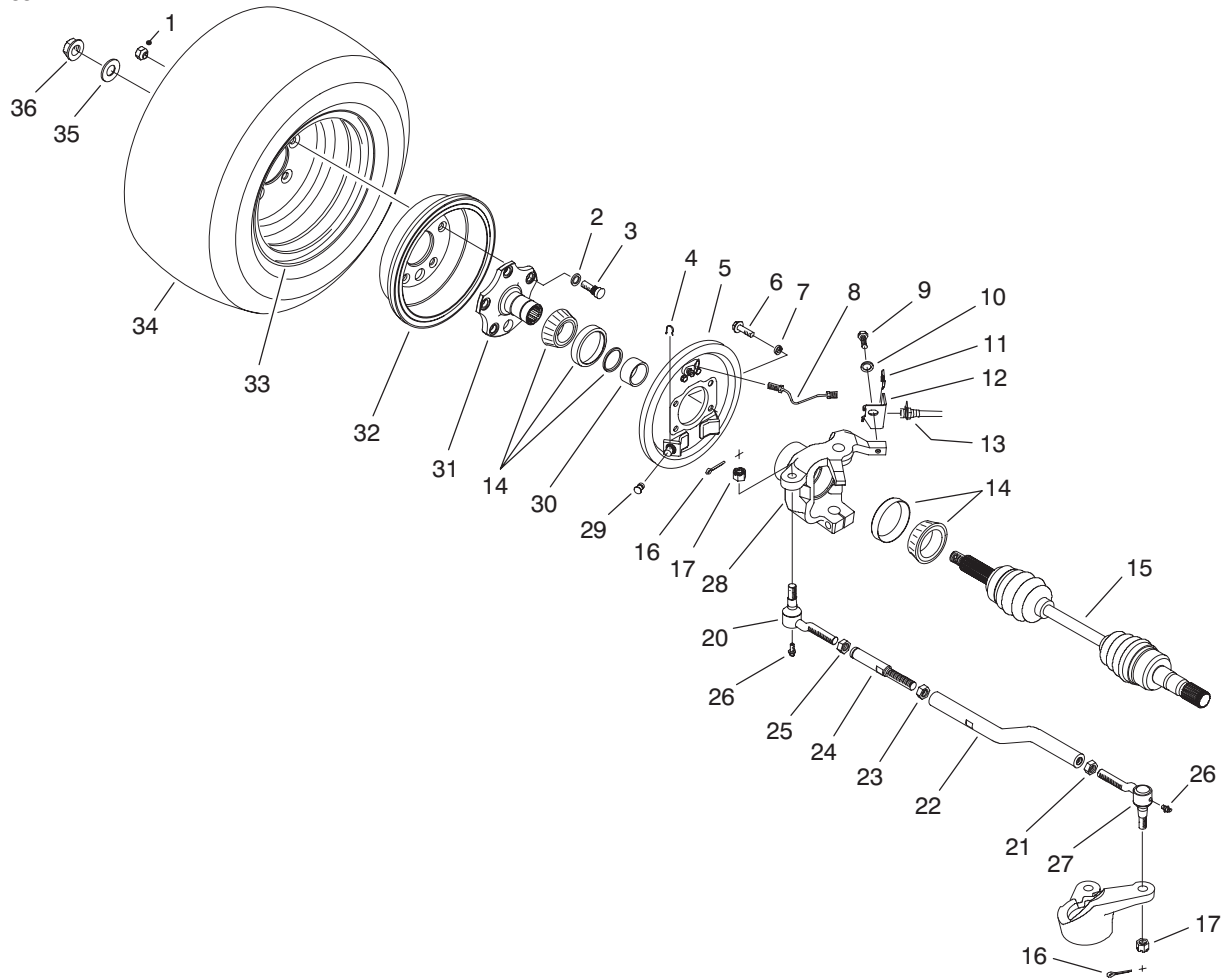


T-1993-1

BIDIRECTIONAL CLUTCH ASSEMBLY

Ref. No.	Part No.	Description	No. Used	Ref. No.	Part No.	Description	No. Used
1	87-9840	Shaft - Clutch	1	11	93-8923	Spring	1
2	87-9220	Plug - Seal	1	12	93-8921	Cage	1
3	87-9370	Ring - Retaining	1	13	87-9360	Seal - Oil	1
4	251-8	Bearing - Ball	2	14	93-7117	Plate - Adaptor	1
5	93-8920	Housing & Race	1	15	3274-96	Screw	4
6	93-8922	Spring - Garter	1	16	3253-4	Washer - Lock	6
7	93-8925	Roller	6	17	3274-97	Screw - Hex. Socket Hd.	6
8	93-8924	Cam	1	*	93-7115	Bidirectional Clutch Assembly (Incl. Ref. #5-12)	1
9	93-8929	Washer - Thrust	1				
10	93-8919	Bearing - Thrust	1				

*Not Illustrated



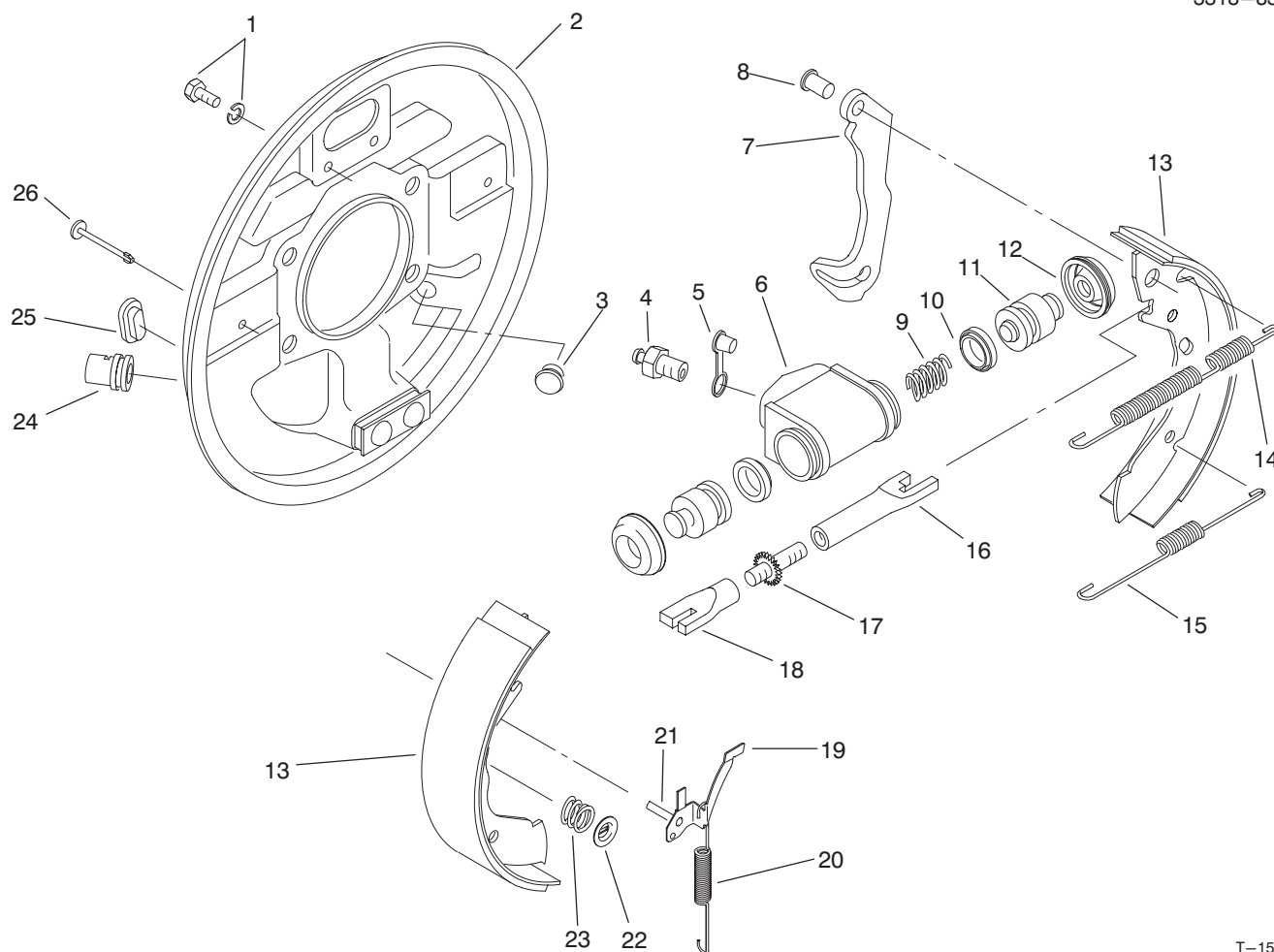
T-1992-2

FRONT WHEEL ASSEMBLY

Ref. No.	Part No.	Description	No. Used
1	23-7270	Nut - Lug	10
2	3253-6	Washer - Lock	10
3	87-2080	Screw - Cap Hex. Hd.	10
4	87-3310	Clip - Brake Cable	2
5	87-9170	Brake Assembly RH	1
*	87-9180	Brake Assembly LH	1
6	323-6	Screw - Cap Hex. Hd.	8
7	3253-21	Washer - Lock	8
8	93-7080	Tube - Brake RH	1
*	93-7079	Tube - Brake LH	1
9	323-4	Screw - Cap Hex. Hd.	2
10	3256-24	Washer - Flat	2
11	87-3580	Retainer	2
12	93-7071	Bracket - Brake Hose RH	1
*	93-7058	Bracket - Brake Hose LH	1
13	93-7059	Hose - Brake Front	2
14	87-9200	Bearing - Sealed	4
15	93-7078	Constant Velocity Joint Assy.	2
16	3272-12	Pin - Cotter	4
17	32136-3	Nut - Hex. Slotted	4
20	94-3804	Tie Rod End Assembly (Left Hand Threaded) (Incl. Ref. #16-17 & 26)	2

Ref. No.	Part No.	Description	No. Used
21	3218-21	Nut - Jam (Left Hand Threaded)	2
22	93-7056	Rod - Tie RH	1
*	93-7057	Rod - Tie LH	1
23	3220-7	Nut - Jam	1
24	93-7055	Turnbuckle	1
25	3220-11	Nut - Jam	2
26	302-5	Fitting - Grease	4
27	94-3803	Tie Rod End Assembly (Incl. Ref. #16-17 & 26)	2
28	87-9600	Housing - Axle RH	1
*	87-9620	Housing - Axle LH	1
29	87-3450	Plug	2
30	87-9210	Spacer	2
31	87-9190	Stub - Axle	2
32	93-7128	Drum - Brake	2
33	87-7520	Rim	2
34	87-3300	Tire	2
*	94-5236	Tire (Optional) (Off Road Use Only)	2
35	87-3060	Washer - Flat	2
36	32128-53	Nut - Flange Lock	2

*Not Illustrated

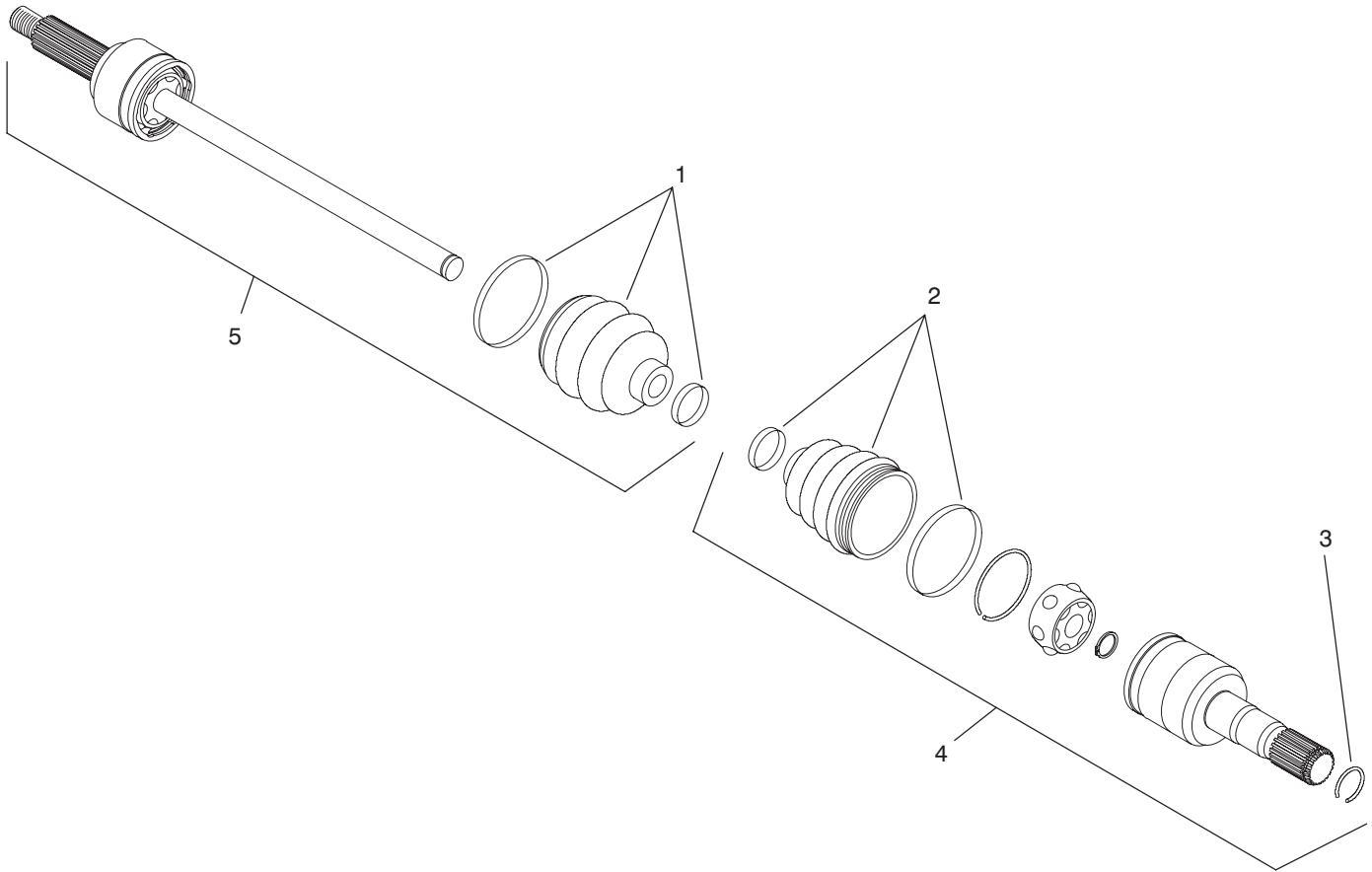


T-1596-1

FRONT BRAKE ASSEMBLY

Ref. No.	Part No.	Description	No. Used	Ref. No.	Part No.	Description	No. Used
1	92-4135	Set Bolt	2	19	92-4123	Assembly - Pawl LH (Incl. Ref. #21)	1
2	92-4136	Backplate Assembly LH (Incl. Ref. #24)	1	*	92-4124	Assembly - Pawl RH (Incl. Ref. #21)	1
*	92-4100	Backplate Assembly RH (Incl. Ref. #24)	1	20	92-4150	Spring - Adjuster, LH	1
3	92-4146	Plug	1	*	92-4157	Spring - Adjuster, RH	1
4	92-4113	Screw - Bleed	1	21		Pin - Pawl	1
5	92-4114	Cap - Bleed Screw	1	22	92-4131	Washer - Hold Down	2
6		Body	1	23	92-4152	Spring - Hold Down	2
7		Lever - Operating LH/RH	1	24		Guide - Pipe	1
8		Pin	1	25	92-4134	Plug - Inspection	1
9		Spring	1	26	92-4133	Pin - Hold Down	2
10		Seal - 'L' Type	2	*	92-4144	Assembly - Adjuster LH (Incl. Ref. #16-18)	1
11		Piston	2	*	92-4145	Assembly - Adjuster RH (Incl. Ref. #16-18)	1
12		Cover - Dust	2	*	92-4117	Assy. - Wheel Cylinder LH (Incl. Ref. #4-6 & 9-12)	1
13	92-4143	Shoe & Lining Set (Incl. Ref. #7 & 8)	1	*	92-4118	Assy. - Wheel Cylinder RH (Incl. Ref. #4-6 & 9-12)	1
14	92-4147	Spring - Shoe, Upper LH	1	*	92-4119	Kit - Seal (Incl. Ref. #10 & 12)	1
*	92-4148	Spring - Shoe, Upper RH	1	*	87-9170	Front Brake Assembly - RH (Complete)	1
15	92-4149	Spring - Shoe, Lower	1	*	87-9180	Front Brake Assembly - LH (Complete)	1
16		Pushrod - Female LH	1				
*		Pushrod - Female RH	1				
17		Bolt - Adjuster	1				
18		Sleeve - Adjuster	1				

*Not Illustrated

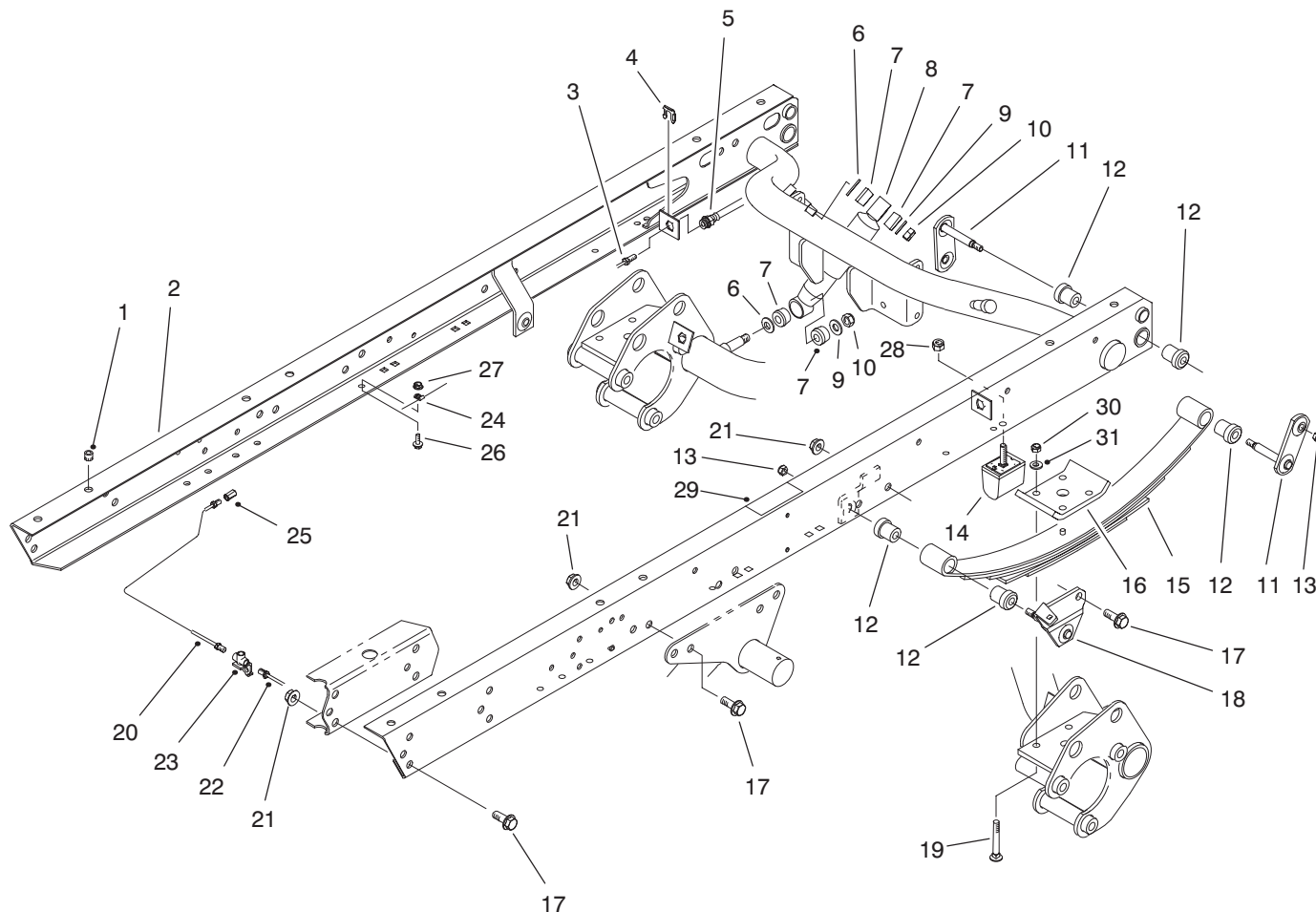


T-2111-1

CONSTANT VELOCITY (CV) JOINT ASSEMBLY NO. 93-7078

Ref. No.	Part No.	Description	No. Used
1	93-8982	Boot Kit - Outboard	1
2	93-8983	Boot Kit - Inboard	1
3	93-8985	Clip - Circular	1

Ref. No.	Part No.	Description	No. Used
4	93-8984	Joint Assembly - Inboard	1
5	93-8981	Joint & Shaft - Outboard	1

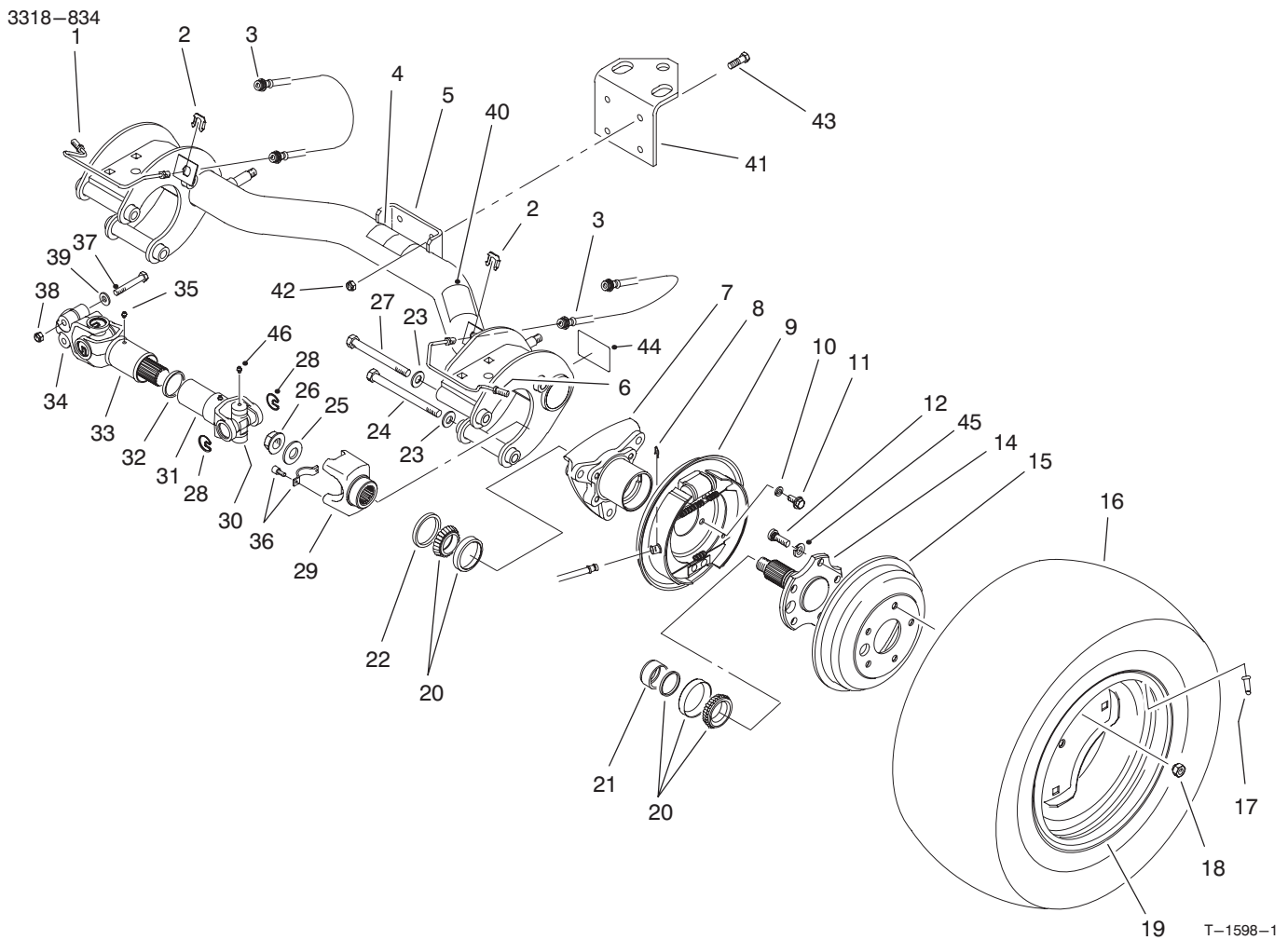


T-1778-1

REAR FRAME ASSEMBLY

Ref. No.	Part No.	Description	No. Used	Ref. No.	Part No.	Description	No. Used
1	32148-9	Insert - Threaded	8	18	87-3960	Mount - Spring LH	1
2	87-8440	Assembly - Rear Frame (Incl. Ref. #1 & 32)	1	*	87-3940	Mount - Spring RH	1
3	94-3846	Tube - Brake RH	1	19	3232-17	Bolt - Carriage	8
4	87-3580	Retainer	2	20	94-3845	Tube - Hydraulic	1
5	87-4100	Hose - Brake	2	21	32128-23	Nut - Flange Lock	22
6	3256-27	Washer - Flat	4	22	94-3843	Tube - Brake LH	1
7	87-3920	Bushing - Rubber	8	23	87-3560	Tee - Brake Tube	1
8	87-3110	Shock Absorber	2	24	2412-149	Clamp - Tube	4
9	3256-6	Washer - Flat	4	25	87-3570	Union - Brake Line	1
10	3296-23	Nut - Lock	4	26	321-4	Screw - Hex. Flange Hd.	4
11	87-3980	Shackle - Spring	4	27	32128-33	Nut - Flange Lock	4
12	87-4760	Bushing	12	28	48-9520	Nut - Lock	2
13	3296-39	Nut - Lock	6	29	66-6840	Decal - Caution	2
14	87-3470	Bumper - Spring	2	29	93-8071	Decal - Caution (Europe)	2
15	87-1490	Spring - Leaf	2	29	92-6479	Decal - Caution (Japan)	2
16	87-7470	Plate - Clamp	2	30	3296-76	Nut - Lock	8
17	3234-38	Screw - Hex. Flange Hd.	22	31	87-7480	Washer - Flat	8

*Not Illustrated

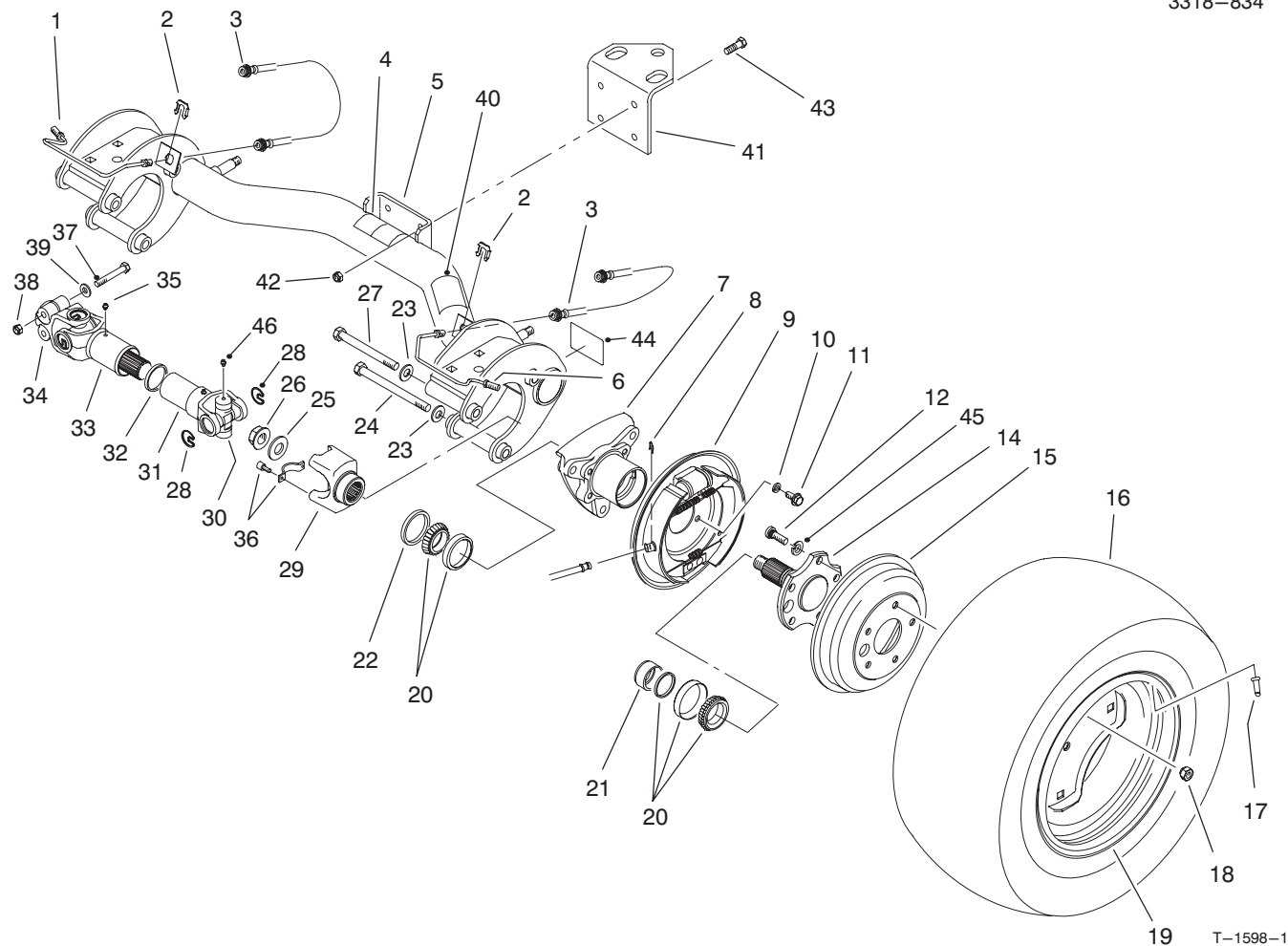


REAR AXLE ASSEMBLY

Ref. No.	Part No.	Description	No. Used
1	87-4090	Tube – Brake RH	1
2	87-3580	Retainer – Brake Hose	2
3	87-4100	Hose – Brake	2
4	87-6060	Decal – ATF	1
4	93-9442	Decal – ATF (Europe)	1
4	92-5473	Decal – ATF (Japan)	1
5	87-7110	Assembly – Axle, Rear (Incl. Ref. #4, 40 & 44)	1
6	87-4080	Tube – Brake LH	1
7	87-2240	Housing – Axle	2
8	87-3310	Clip – Brake Cable	2
9	93-7126	Brake Assembly LH	1
*	93-7125	Brake Assembly RH	1
10	3253-21	Washer – Lock	8
11	323-6	Screw – Cap Hex. Hd.	8
12	87-2080	Stud – Drive	10
14	93-7090	Stub – Axle	2
15	93-7128	Drum – Brake	2
16	87-6740	Tire – Rear 24"	2
*	87-3290	Tire – Rear 23" (Optional)	2
17	232-27	Valve – Stem	2
18	23-7270	Nut – Lug	10
19	87-6750	Rim – Rear 24"	2
*	87-3000	Rim – Rear 23" (Optional)	2

Ref. No.	Part No.	Description	No. Used
20	87-1970	Bearing Matched Set	2
21	87-4060	Spacer – Bearing	2
22	87-3590	Seal – Bearing	2
23	87-7270	Washer – Flat	6
24	325-20	Screw – Cap Hex. Hd.	5
25	87-3060	Washer – Flat	2
26	32128-53	Nut – Flange Lock	2
27	325-19	Screw – Cap Hex. Hd.	1
28	92-4188	Ring – Snap	12
29	92-4190	Yoke – End	2
30	92-4187	Cross & Bearing Kit	4
31	92-4182	Yoke & Hub	2
32	92-4180	Seal	2
33	92-4179	Yoke, Shaft & Seal Tube	2
34	92-4177	Yoke – Double Clamp	2
35	302-5	Fitting – Grease	4
36	92-4189	Strap & Bolt Kit	2
37	87-8700	Screw – Cap Hex. Hd.	4
38	32128-36	Nut – Lock	4
39	80-6990	Washer	4
40	87-5990	Decal – PTO	1
40	93-9862	Decal – PTO (Europe)	1
40	92-5367	Decal – PTO (Japan)	1
41	92-5951	Angle – Hitch	1
42	3296-39	Nut – Lock	4
43	323-7	Screw – Cap Hex. Hd.	4

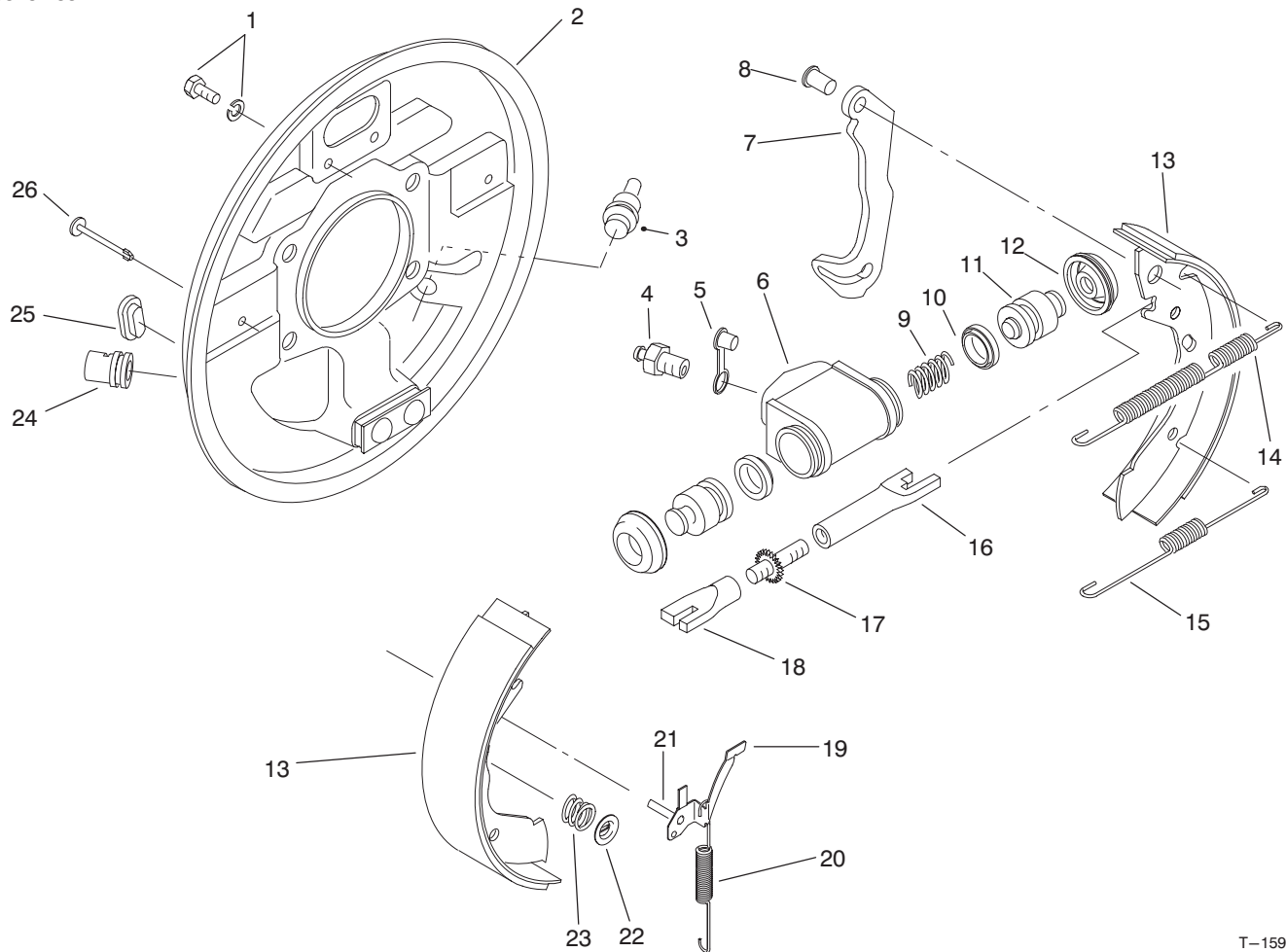
*Not Illustrated



REAR AXLE ASSEMBLY (Continued)

Ref. No.	Part No.	Description	No. Used	Ref. No.	Part No.	Description	No. Used
44	87-9080	Decal - Grease	2	*	94-5224	Driveshaft Assembly (Incl. Ref. #28, 30-35 & 46)	2
44	93-9449	Decal - Grease (Europe)	2	*	87-5370	Rear Tire & Wheel Assembly (24")	2
44	92-6444	Decal - Grease (Japan)	2	*	87-6370	Rear Tire & Wheel Assembly (Optional 23")	2
45	3253-6	Washer - Lock	10				
46	302-58	Fitting - Grease	16				

*Not Illustrated



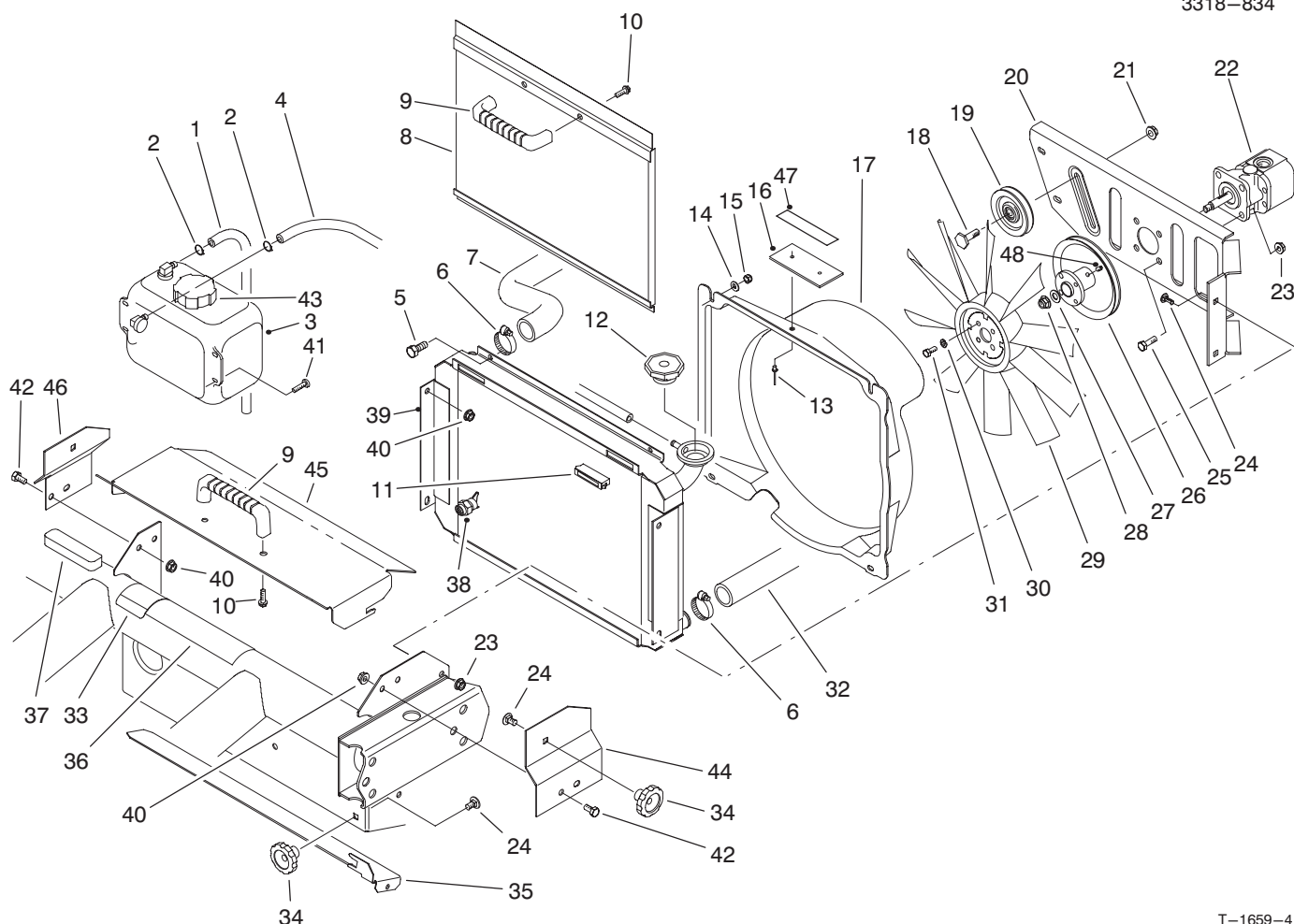
T-1599-1

REAR BRAKE ASSEMBLY

Ref. No.	Part No.	Description	No. Used
1	92-4135	Set Bolt	2
2	92-4138	Backplate Assembly LH (Incl. Ref. #24)	1
*	92-4139	Backplate Assembly RH (Incl. Ref. #24)	1
3	92-4146	Plug	1
4	92-4137	Screw - Bleed	1
5	92-4114	Cap - Bleed Screw	1
6		Body	1
7		Lever - Operating LH/RH	1
8		Pin	1
9		Spring	1
10		Seal - 'L' Type	2
11		Piston	2
12		Cover - Dust	2
13	92-4143	Shoe & Lining Set (Incl. Ref. #7 & 8)	1
14	92-4147	Spring - Shoe, Upper LH	1
*	92-4148	Spring - Shoe, Upper RH	1
15	92-4149	Spring - Shoe, Lower	1
16		Pushrod - Female LH	1
*		Pushrod - Female RH	1
17		Bolt - Adjuster	1
18		Sleeve - Adjuster	1

Ref. No.	Part No.	Description	No. Used
19	92-4123	Assembly - Pawl LH (Incl. Ref. #21)	1
*	92-4124	Assembly - Pawl RH (Incl. Ref. #21)	1
20	92-4150	Spring - Adjuster, LH	1
*	92-4151	Spring - Adjuster, RH	1
21		Pin - Pawl	1
22	92-4131	Washer - Hold Down	2
23	92-4152	Spring - Hold Down	2
24		Guide - Pipe	1
25	92-4134	Plug - Inspection	1
26	92-4133	Pin - Hold Down	2
*	92-4144	Assembly - Adjuster LH (Incl. Ref. #16-18)	1
*	92-4145	Assembly - Adjuster RH (Incl. Ref. #16-18)	1
*	92-4140	Assy. - Wheel Cylinder LH (Incl. Ref. #4-6 & 9-12)	1
*	92-4141	Assy. - Wheel Cylinder RH (Incl. Ref. #4-6 & 9-12)	1
*	92-4142	Seal Kit (Incl. Ref. #10 & 12)	1
*	87-3830	Rear Brake Assembly - RH (Complete)	1
*	87-3840	Rear Brake Assembly - LH (Complete)	1

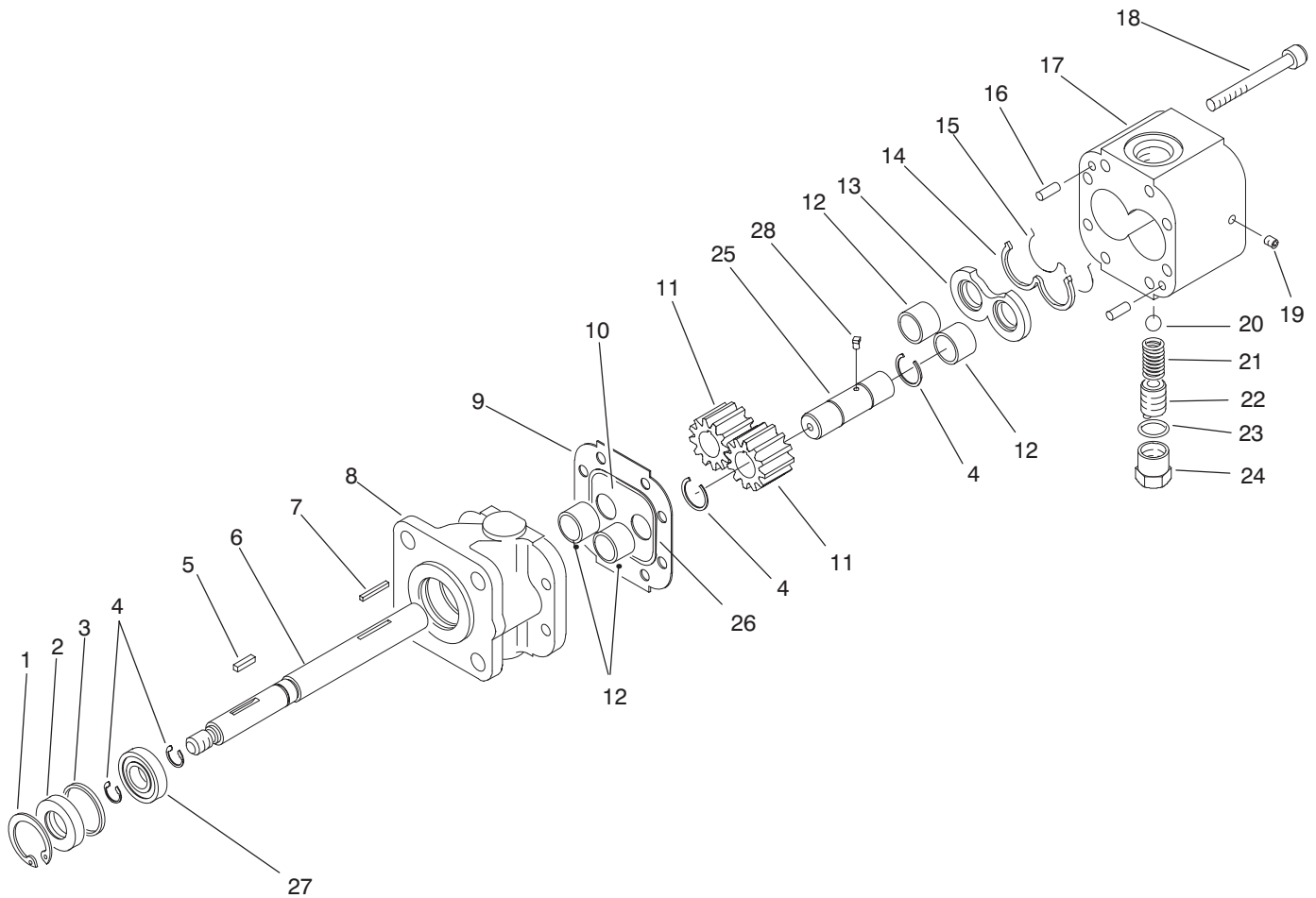
*Not Illustrated



T-1659-4

RADIATOR & HYDRAULIC PUMP ASSEMBLY

Ref. No.	Part No.	Description	No. Used	Ref. No.	Part No.	Description	No. Used
1	71-3381	Tube - Overflow	2	27	3256-45	Washer - Flat	1
2	92-2379	Clamp - Hose	2	28	3296-5	Nut - Flange Lock	1
3	87-3710	Overflow Reservoir Assembly (Incl. Ref. #43)	1	29	84-1880	Fan	1
4	71-3383	Hose - Overflow	1	30	3253-3	Washer - Lock	4
5	321-4	Screw - Cap Hex. Hd.	4	31	321-3	Screw - Cap Hex. Hd.	4
6	2412-34	Clamp - Hose	2	32	87-4150	Hose - Radiator Lower	1
7	87-7330	Hose - Radiator Upper	1	33	83-9150	Decal - Fluid	1
8	93-7103	Screen - Radiator	1	33	93-7275	Decal - Fluid (Europe)	1
9	65-5100	Handle	2	33	84-6660	Decal - Fluid (Japan)	1
10	46-8091	Screw - Hex. Flange Hd.	4	34	19-4050	Knob	3
11	58-4250	Magnet	2	35	87-9300	Door - Clean Out	1
12	66-3240	Cap - Radiator	1	36	87-9420	Decal - Caution	1
13	3290-271	Rivet - Pop	2	36	93-9447	Decal - Caution (Europe)	1
14	3256-22	Washer - Flat	4	36	93-3766	Decal - Caution (Japan)	1
15	3296-42	Nut - Lock	4	37	87-9810	Foam - Overflow Tank	1
16	76-8750	Plate - Warning	1	38	92-4111	Petcock - Radiator	1
17	92-4198	Fan Shroud Assembly (Incl. Ref. #13 & 16)	1	39	93-7051	Radiator Assembly (Incl. Ref. #38)	1
18	32141-86	Screw - Leveler	1	40	32128-20	Nut - Lock	6
19	63-8140	Pulley	1	41	3250-20	Screw - Round Hd.	4
20	93-7088	Support - Fan	1	42	322-2	Screw - Cap Hex. Hd.	6
21	3290-357	Nut - Flange Lock	1	43	87-7050	Cap - Reservoir	1
22	87-5700	Hydraulic Pump Assembly	1	44	93-8938	Bracket - Cover Mount LH	1
23	3296-29	Nut - Flange Lock	8	45	93-8940	Cover - Radiator	1
24	3230-23	Bolt - Carriage	7	46	93-8939	Bracket - Cover Mount RH	1
25	322-5	Screw - Cap Hex. Hd.	4	47	93-6681	Decal - Warning (Europe)	1
26	94-5237	Pulley	1	47	92-7240	Decal - Warning (Japan)	1
				48	3245-31	Screw - Hex. Socket	1



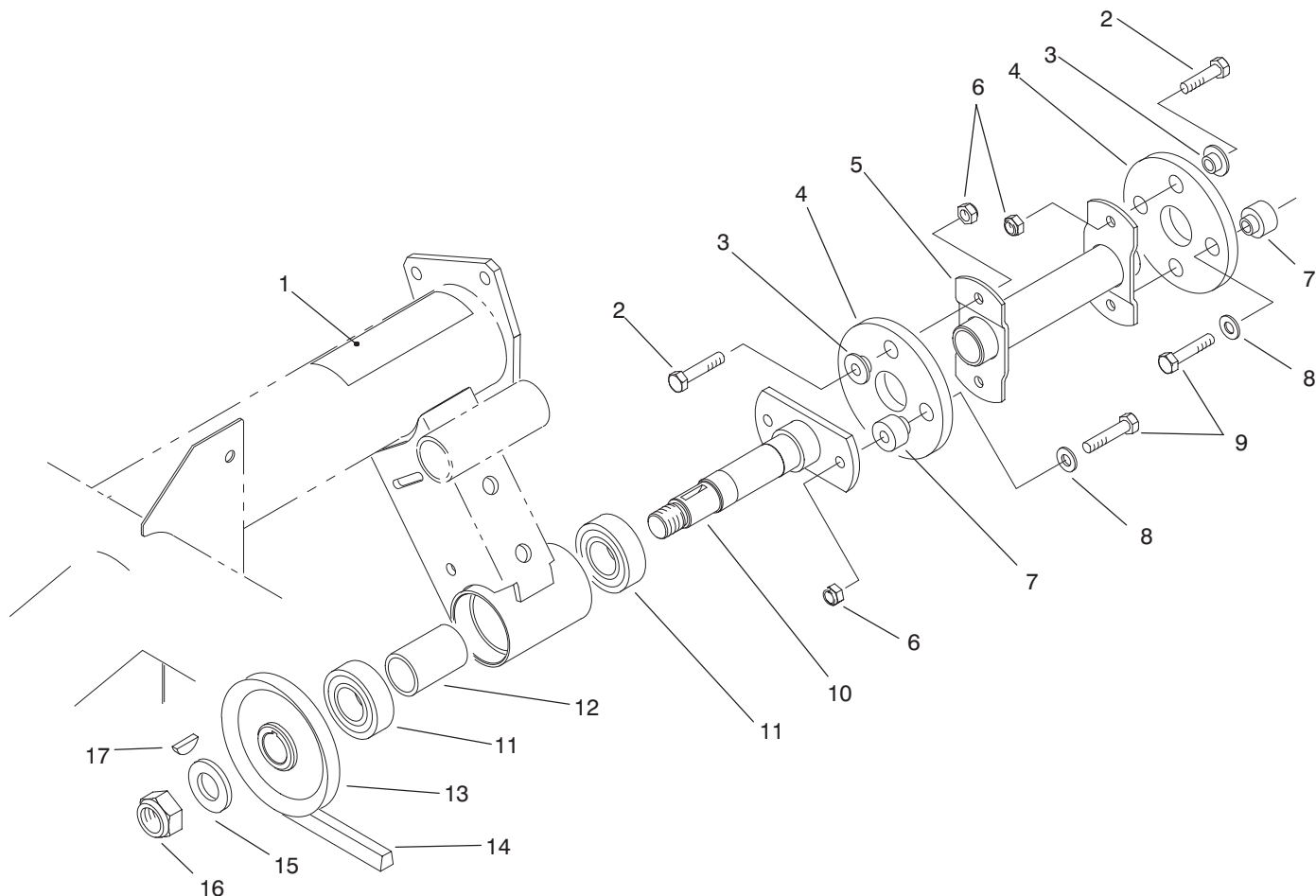
T-1601-1

HYDRAULIC PUMP ASSEMBLY NO. 87-5700

Ref. No.	Part No.	Description	No. Used
1	32151-41	Ring - Retaining	1
2	92-2195	Seal - Oil	1
3	92-2186	Spacer	1
4	92-2178	Ring - Crescent	4
5	92-2179	Key - Square	1
6	92-2189	Shaft - Drive	1
7	92-2177	Pin - Shear	1
†8		Stator	1
9	92-2182	Plate - Seal	1
10	92-2183	Plate - Wear	1
11	92-2175	Gear	2
12	92-2192	Bearing	4
13	92-2181	Plate - Pressure	1
14	92-2197	Seal - Back Up	1

Ref. No.	Part No.	Description	No. Used
15	92-2196	Seal - Pressure Plate	1
16	92-2176	Pin - Dowel	2
17	92-2187	Housing - Gear, End	1
18	92-2173	Screw - Cap Socket Head	8
19	92-2185	Plug	1
20	92-2193	Ball	1
21	92-2194	Spring	1
22	92-2174	Screw - Adjusting	1
23	92-2180	Gasket - Copper	1
24	92-2184	Cap - Relief Valve	1
25	92-2190	Shaft - Idler	1
26	92-2198	Seal	1
27	92-2191	Bearing	1
28	92-2199	Key - Ball	1

† Not Serviced Separately.

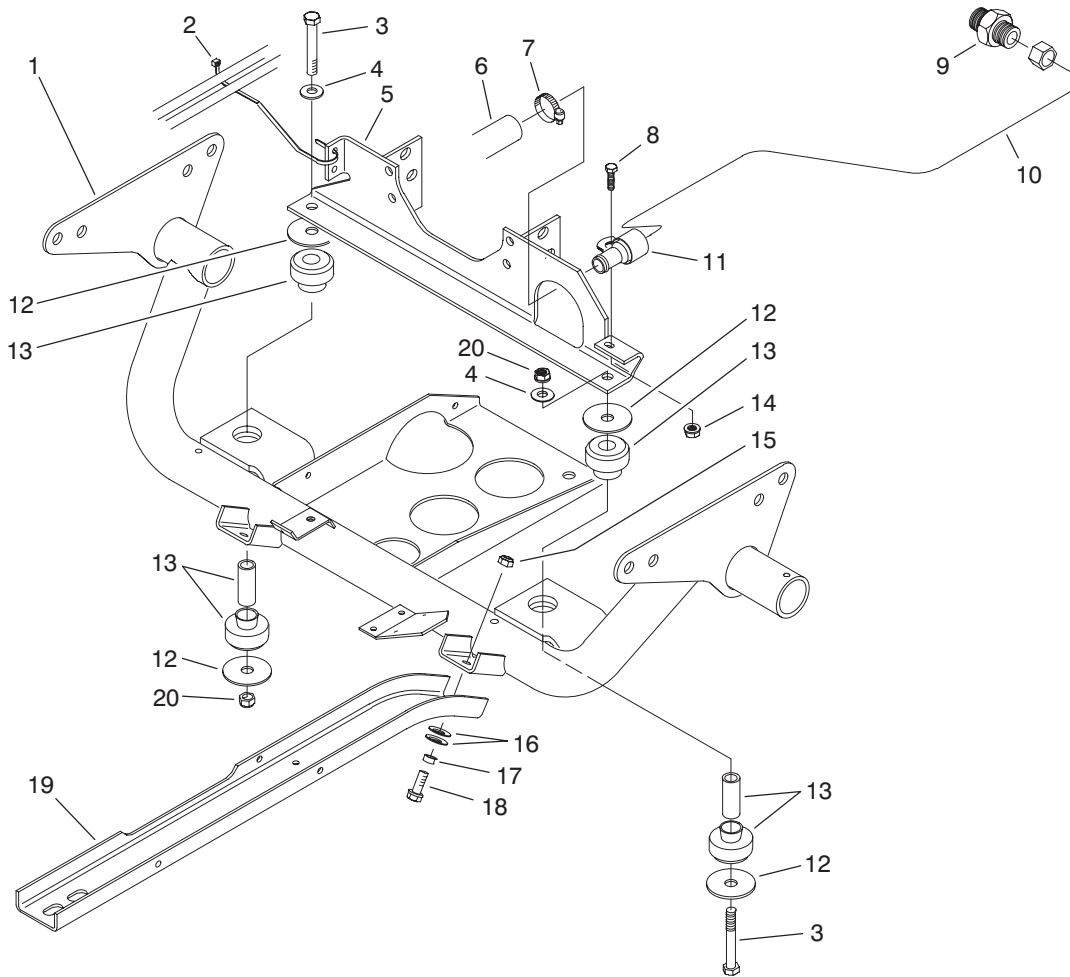


T-1660-1

HYDRAULIC PUMP DRIVE ASSEMBLY

Ref. No.	Part No.	Description	No. Used
1	80-8040	Decal - Caution	1
1	93-7814	Decal - Caution (Europe)	1
1	83-6030	Decal - Caution (Japan)	1
2	322-5	Screw - Cap Hex. Hd.	4
3	27-6600	Spacer - Thin	4
4	44-2230	Disc - Rubber	2
5	87-4120	Driveshaft	1
6	3296-29	Nut - Lock	6
7	27-6590	Spacer - Thick	4
8	3256-3	Washer - Flat	4

Ref. No.	Part No.	Description	No. Used
9	322-7	Screw - Cap Hex. Hd.	4
10	87-2720	Driveshaft	1
11	251-82	Bearing - Ball	2
12	87-2750	Spacer - Bearing	1
13	87-3370	Pulley	1
14	93-7140	Belt - V	1
15	3256-28	Washer - Flat	1
16	3296-15	Nut - Lock	1
17	3257-7	Key - Woodruff	1

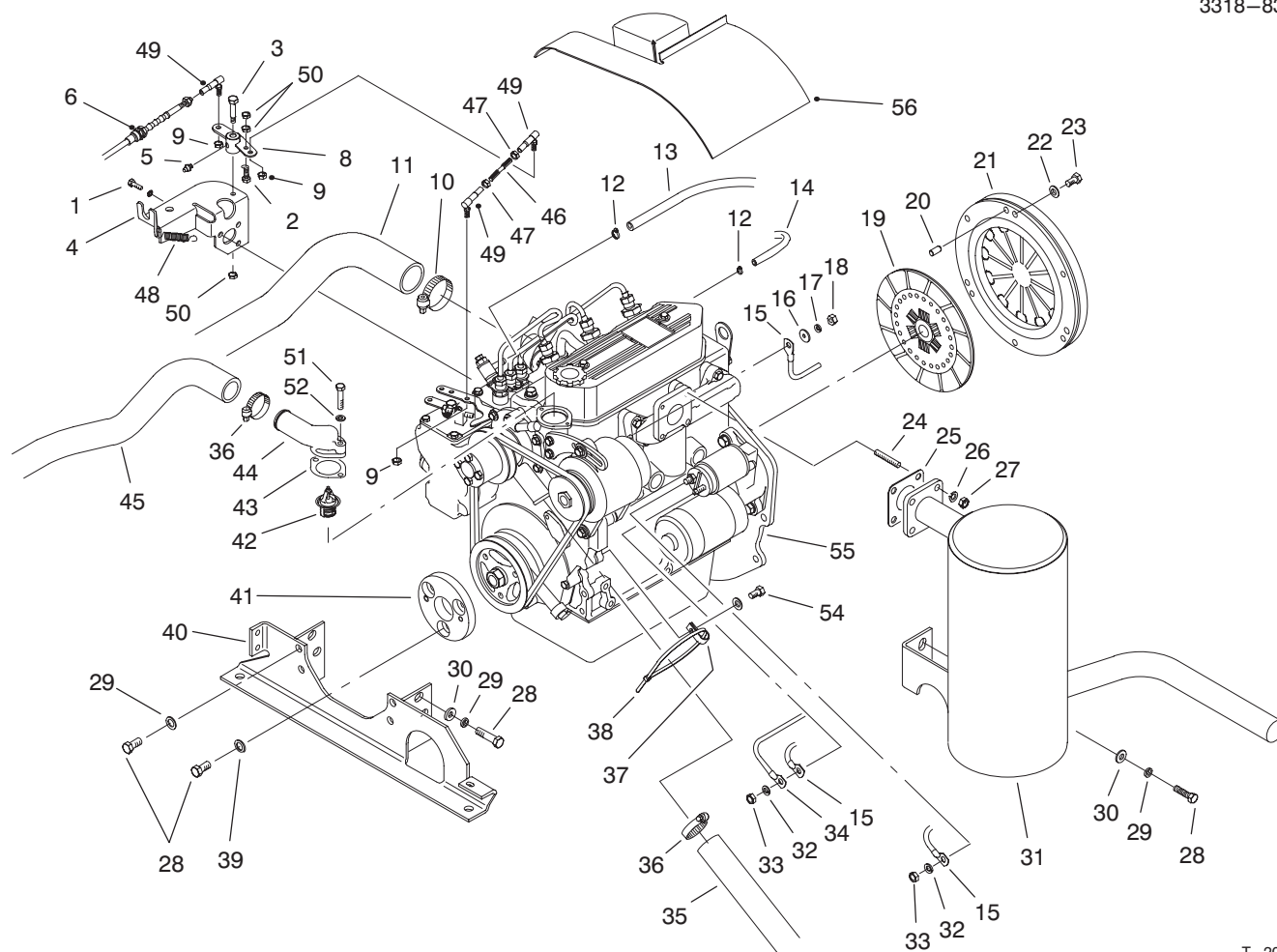


T-1661-1

ENGINE FRAME ASSEMBLY

Ref. No.	Part No.	Description	No. Used
1	93-7099	Frame - Engine	1
2	3290-378	Tie - Cable	1
3	324-12	Screw - Cap Hex. Hd.	2
4	3256-25	Washer - Flat	2
5	93-7100	Mount - Engine	1
6	87-7350	Hose - Suction	1
7	2412-34	Clamp - Hose	1
8	321-4	Screw - Cap Hex. Hd.	1
9	87-7290	Fitting - Hydraulic	1
10	87-6900	Tube - Hydraulic	1

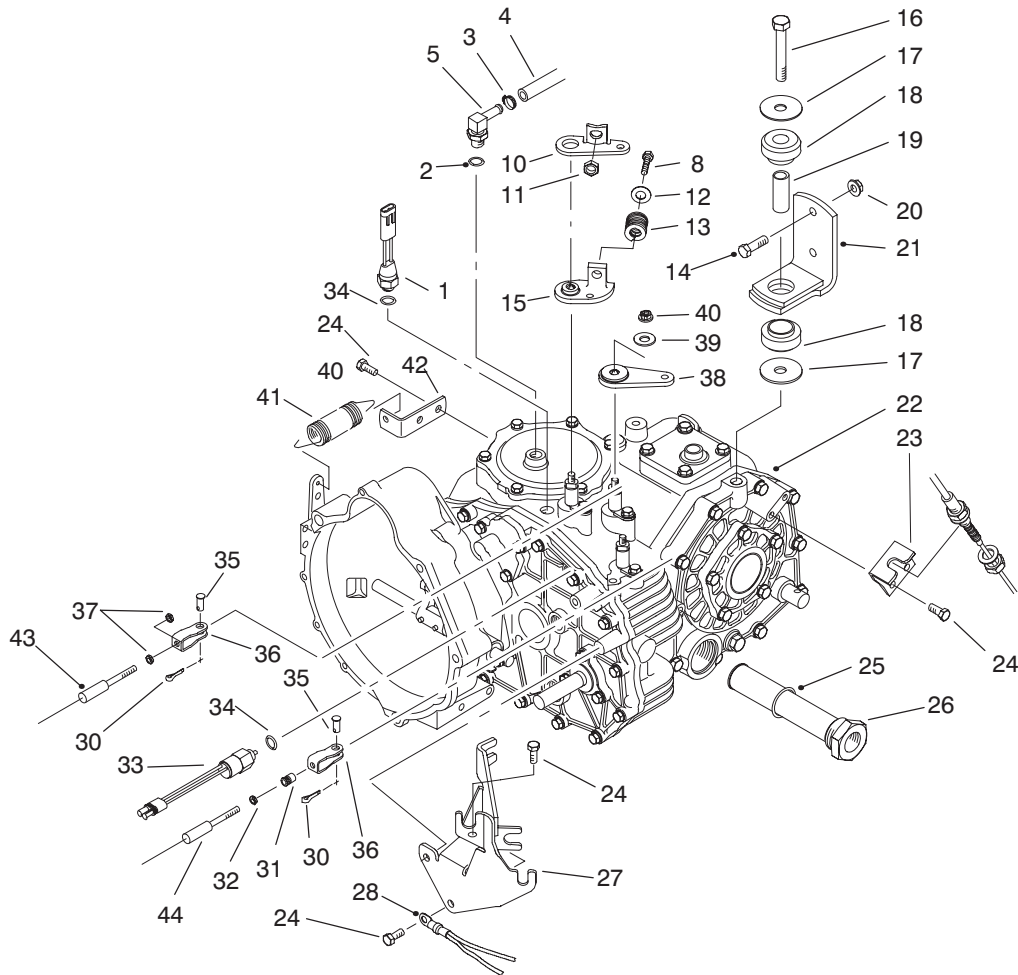
Ref. No.	Part No.	Description	No. Used
11	2412-106	Clamp - R	1
12	87-5100	Washer - Flat	4
13	87-4970	Engine Mount Assembly	2
14	32128-33	Nut - Flange	1
15	3296-39	Nut - Lock	6
16	3290-413	Washer - Belleville	12
17	76-9100	Spacer	6
18	3234-11	Screw - Cap Hex. Hd.	6
19	87-4730	Guard - Belly	2
20	3296-48	Nut - Lock	2



T-2013-1

ENGINE INSTALLATION ASSEMBLY

Ref. No.	Part No.	Description	No. Used	Ref. No.	Part No.	Description	No. Used
1	42-9440	Screw - Cap Hex. Hd.	3	29	48-9590	Washer - Lock	10
2	321-5	Screw - Cap Hex. Hd.	1	30	3256-25	Washer	6
3	36-2250	Bolt - Shoulder	1	31	94-5213	Muffler	1
4	93-8994	Bracket - Accelerator	1	32	3254-2	Washer - Lock	2
5	302-5	Fitting - Grease	1	33	42-9580	Nut - Lock	2
6	93-7098	Cable - Accelerator	1	34	87-3070	Cable - Battery Pos.	1
8	93-8991	Bell Crank	1	35	87-4150	Hose - Radiator Lower	1
9	3296-3	Nut - Lock	3	36	2412-34	Clamp	2
10	2412-92	Clamp - Hose	1	37	2412-149	Clamp - R	1
11	94-5238	Hose - Air Intake	1	38	3290-379	Tie - Cable	1
12	2412-108	Clamp - Hose	2	39	36-4790	Washer - Thrust	3
13	27-5360	Hose - Fuel	1	40	93-7100	Mount - Engine	1
14	75-4706	Hose	1	41	87-4110	Puck - Engine Adapter	1
15	93-7130	Harness - Wire	1	42	93-8974	Thermostat	1
16	5-3637	Washer - Flat	1	43	67-4430	Gasket - Thermostat	1
17	43-5920	Washer - Lock	1	44	87-3410	Housing - Thermostat	1
18	48-7880	Nut - Lock	1	45	87-7330	Hose - Radiator Upper	1
19	87-4700	Disc - Clutch	1	46	93-8995	Rod - Threaded	1
20	51-5610	Pin - Alignment	3	47	3220-1	Nut - Jam	2
21	87-4690	Cover - Clutch	1	48	86-4760	Spring	3
22	3253-4	Washer - Lock	6	49	18-1720	Joint - Ball	1
23	48-7700	Screw - Cap Hex. Hd.	6	50	3296-56	Nut - Lock	3
24	42-9570	Stud - Muffler	4	51	48-7660	Screw - Cap Hex. Hd.	2
25	42-9110	Gasket - Muffler	1	52	48-8010	Washer - Lock	2
26	42-9850	Washer - Lock	1	54	42-9440	Bolt & Washer	1
27	48-7930	Nut	4	55	94-5230	Engine	1
28	63-7790	Screw - Cap Hex. Hd.	12	56	92-5964	Cover - Engine (Europe)	1

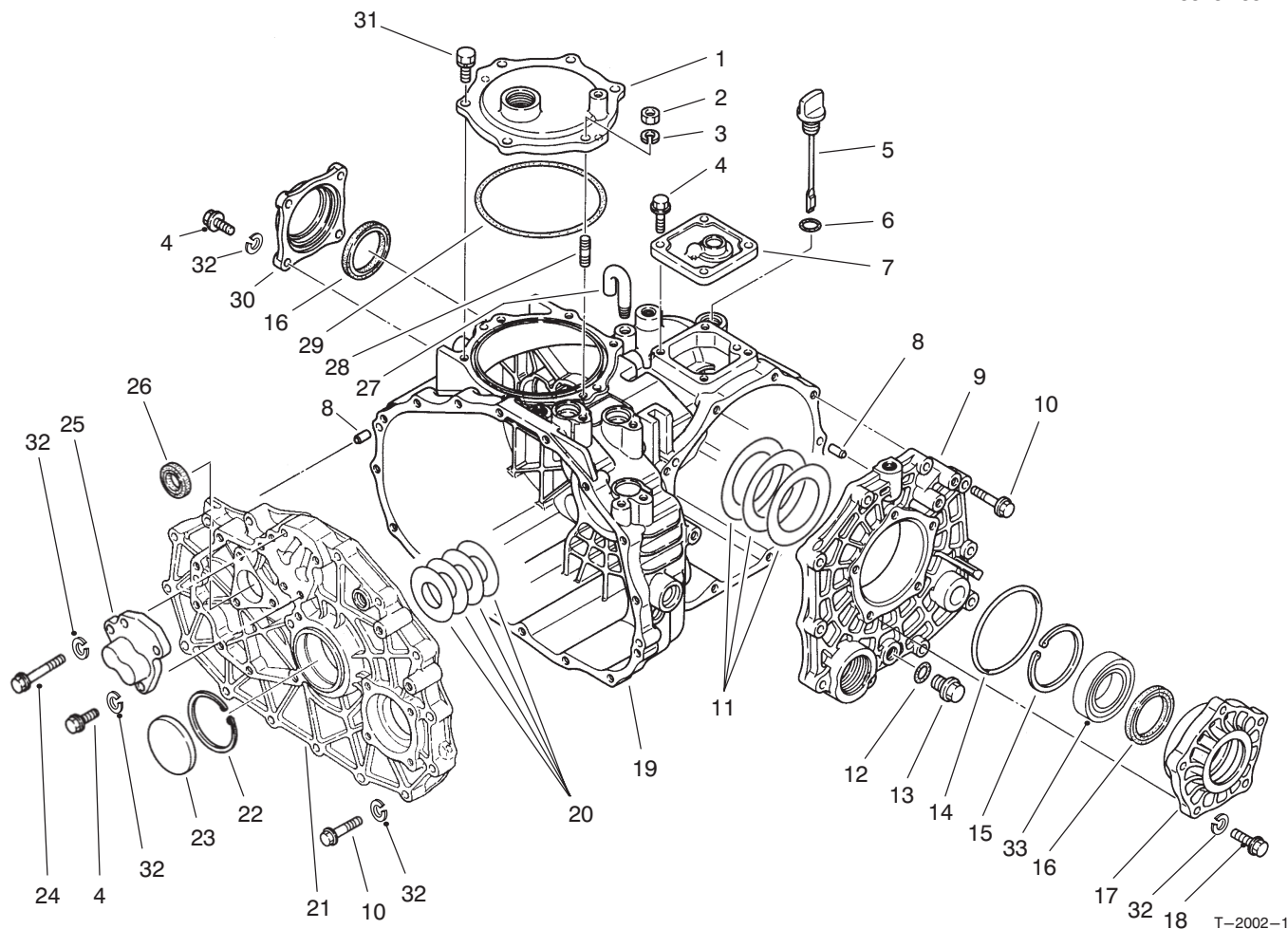


T-2000-1

TRANSAXLE INSTALLATION ASSEMBLY

Ref. No.	Part No.	Description	No. Used
1	72-4310	Switch - Ball N.C.	1
2	237-42	Seal - O-Ring	1
3	2412-36	Clamp - Hose	1
4	87-5730	Hose - Hydraulic	1
5	354-135	Fitting - Hydraulic 90° (Incl. Ref. #47)	1
8	323-10	Screw - Cap Hex. Hd.	1
10	87-8250	Plate - Shift Arm	1
11	32128-21	Nut - Lock	1
12	3256-4	Washer - Flat	1
13	87-6910	Spring - Compression	1
14	323-7	Screw - Cap Hex. Hd.	4
15	87-7970	Arm - Shift	1
16	3215-1	Screw - Cap Hex. Hd.	1
17	87-5100	Washer	4
18	87-4970	Transaxle Mount Assembly (Incl. Ref. #19)	2
19		Spacer - Mount	2
20	3296-39	Nut - Flange Lock	4
21	87-5800	Bracket - Mount	2
22	87-9530	Transaxle Assembly	1
23	87-4470	Bracket	1
24	66-3160	Screw - Cap Hex. Hd.	7
25	237-123	Seal - O-Ring	1

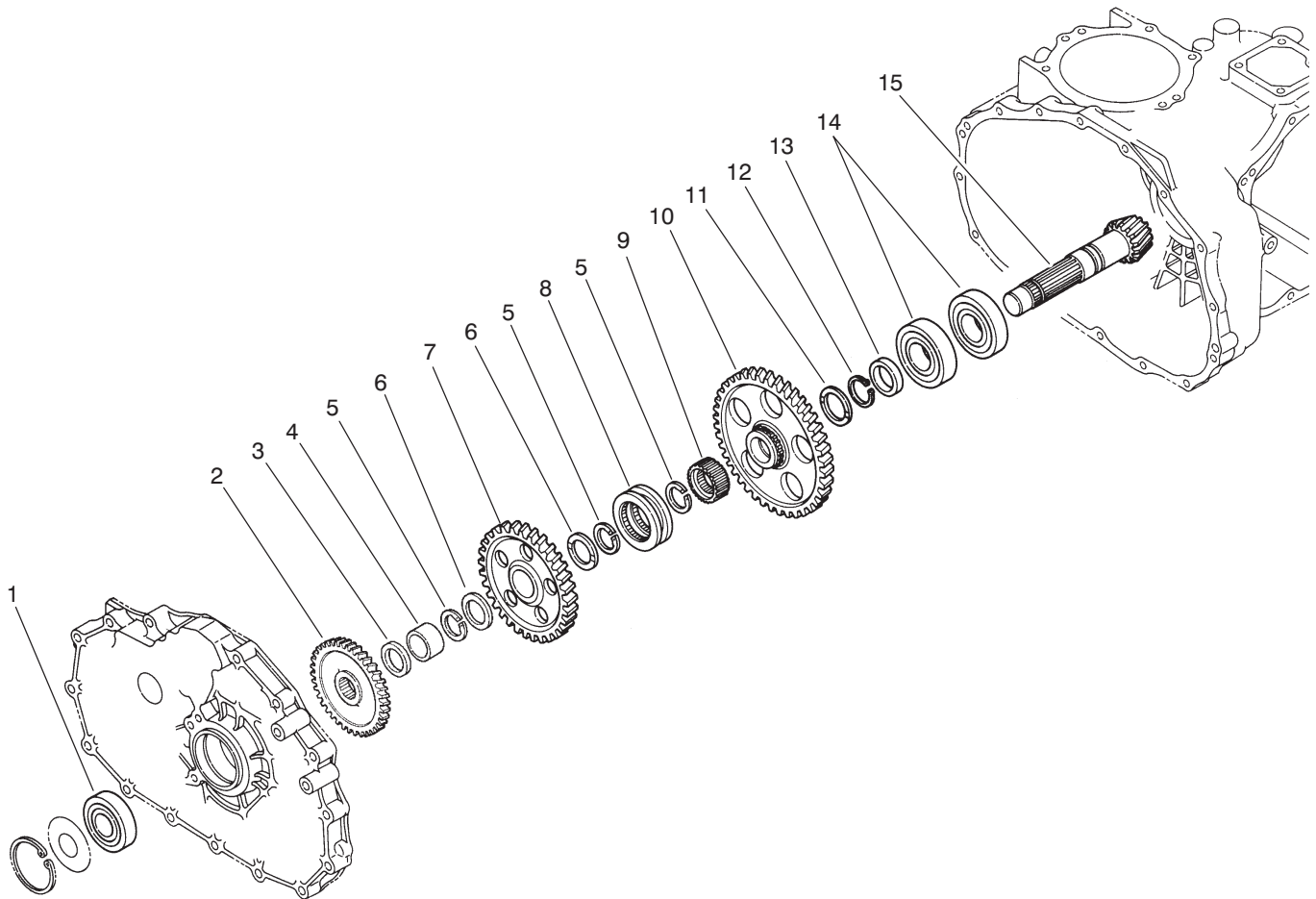
Ref. No.	Part No.	Description	No. Used
26	87-3990	Oil Strainer Assembly (Incl. Ref. #25)	1
27	87-4820	Bracket - Cable	1
28	237-81	Seal - O-Ring	1
29	253-987	Fitting - Hydraulic 90° (Incl. Ref. #28)	1
30	3272-6	Pin - Cotter	3
31	32148-15	Nut - Clinch	1
32	3219-14	Nut - Hex.	1
33	87-6710	Switch - Supervisor	1
34	237-30	Seal - O-Ring	2
35	283-62	Pin - Clevis	3
36	87-2310	Clevis - Cable	3
37	3220-1	Nut - Jam	4
38	87-7960	Lever - Shift Arm	2
39	80-6990	Washer - Flat	3
40	48-9520	Nut - Lock	3
41	68-9950	Spring - Extension	1
42	87-7170	Bracket - Clutch Spring	1
43	87-4260	Shift Cable Assembly (Incl. Ref. #37)	2
44	87-4420	Hi-Lo Cable Assembly (Incl. Ref. #32)	1



TRANSAXLE CASE ASSEMBLY

Ref. No.	Part No.	Description	No. Used
1	92-0656	Cover - P.T.O.	1
2	48-7930	Nut - Hex.	1
3	92-0762	Washer - Lock	1
4	60-6750	Screw - Cap Hex. Hd.	11
5	92-0662	Cap - Oil	1
6	92-0788	O-Ring	1
7	92-0652	Cover - Upper	1
8	92-0765	Pin - Alignment	4
9	92-0653	Cover - Side	1
10	42-9530	Screw - Cap Hex. Hd.	25
11	92-0809	Shim Set	1
12	92-0787	O-Ring	1
13	92-0773	Drain Plug Assembly (Incl. Ref. #12)	1
14	92-0789	O-Ring	1
15	92-0760	Ring - Retaining	1
16	92-0793	Seal - Oil	2

Ref. No.	Part No.	Description	No. Used
17	92-0654	Carrier - Differential	1
18	48-7730	Screw - Cap Hex. Hd.	5
19	92-0651	Case - Transaxle	1
20	92-0808	Shim Set	1
21	92-5180	Plate - Center	1
22	92-0759	Ring - Retaining	1
23	92-0807	Cap - Sealing	1
24	48-7560	Screw - Cap Hex. Hd.	1
25	92-0706	Cap - Fork Shaft	1
26	92-0791	Seal - Oil	1
27	92-0743	Breather - Air	1
28	92-0804	Stud	1
29	92-0790	O-Ring	1
30	92-0655	Cover - Seal	1
31	92-0796	Screw - Cap Hex. Hd.	5
32	42-9850	Washer - Lock	42
33	92-0775	Bearing - Ball	2

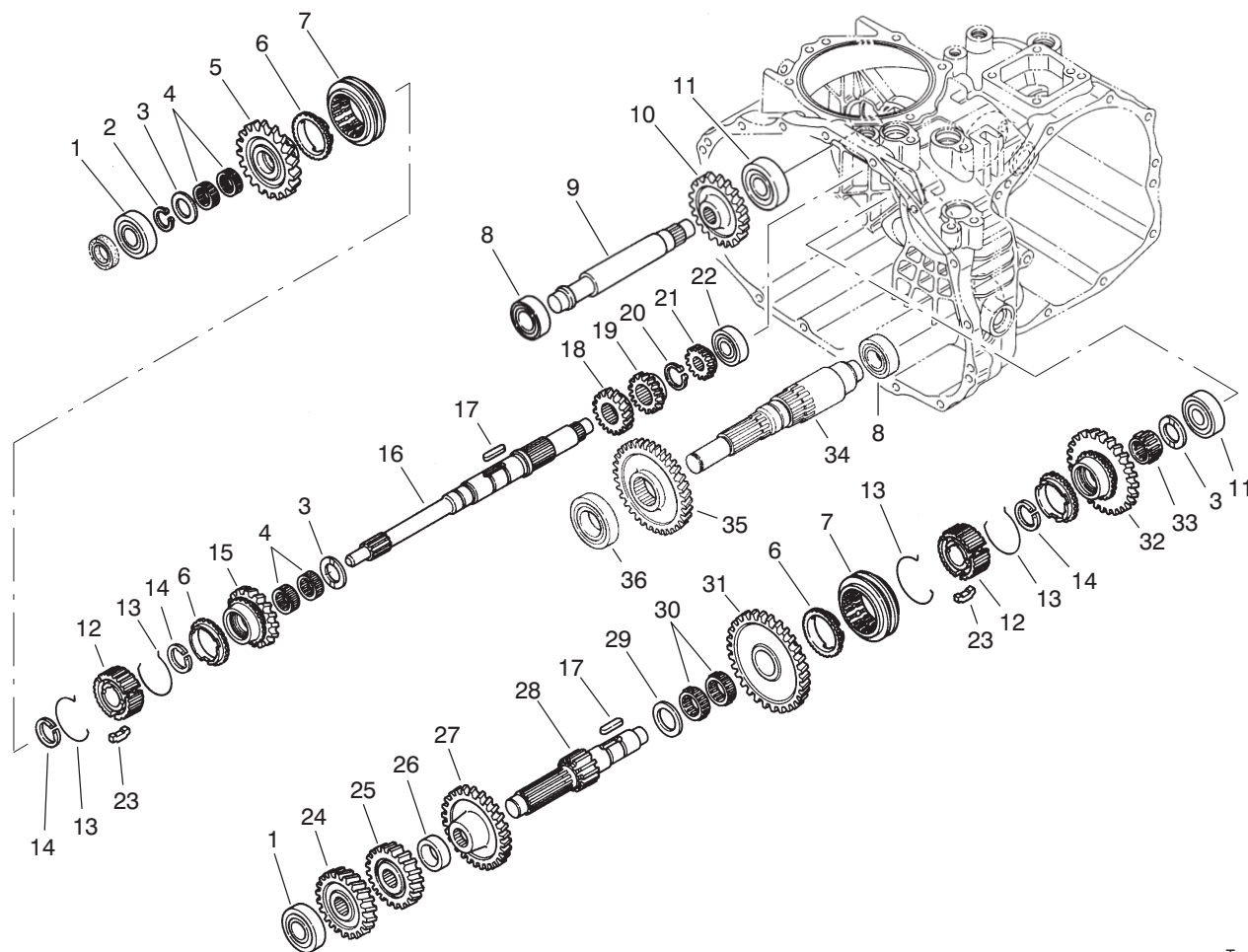


T-2003-1

COUNTERSHAFT ASSEMBLY

Ref. No.	Part No.	Description	No. Used
1	92-0712	Bearing – Ball	1
2	92-5186	Gear – 43T	1
3	92-0716	Collar	1
4	92-0783	Sleeve – Inner	1
5	92-0764	Ring – Retaining	3
6	92-0711	Washer – Thrust	2
7	92-0715	Gear – 49T	1
8	92-0718	Shifter – Hi-Lo	1

Ref. No.	Part No.	Description	No. Used
9	92-0719	Collar – Spline	1
10	92-0717	Gear – 71T	1
11	92-0741	Washer – Thrust	1
12	92-0755	Ring – Retaining	1
13	92-0713	Collar	1
14	92-0714	Bearing – Ball	2
15	92-0710	Counter Shaft Assembly (Incl. Ring Gear)	1

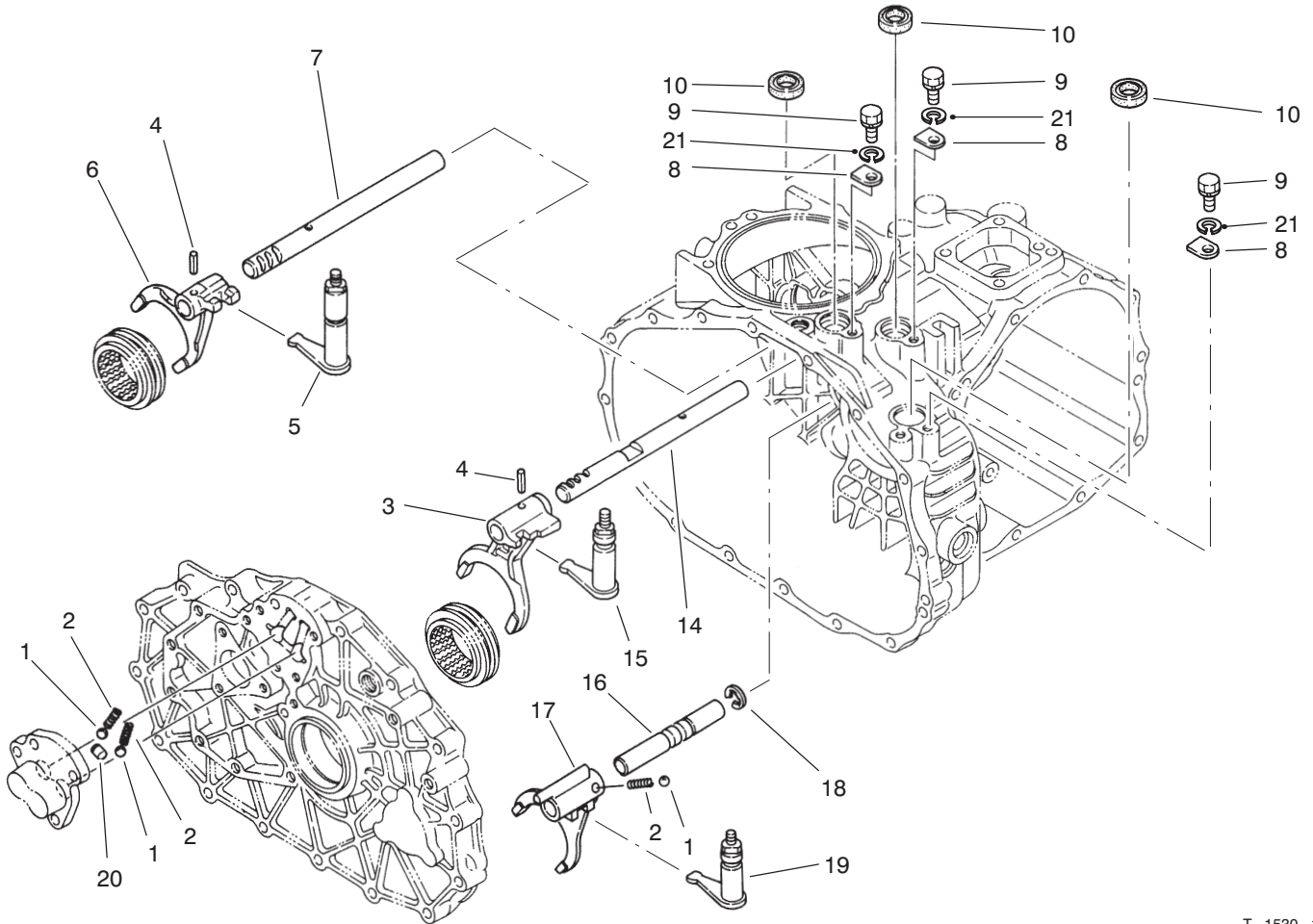


T-2004-1

TRANSAXLE GEAR SHAFTS ASSEMBLY

Ref. No.	Part No.	Description	No. Used
1	251-8	Bearing - Ball	2
2	92-0753	Ring - Retaining	1
3	92-0740	Washer - Thrust	3
4	92-0781	Bearing - Needle	4
5	92-0820	Gear - 27T	1
6	92-0667	Ring - Synchro	3
7	92-0668	Shifter - Synchro	2
8	251-346	Bearing - Ball	2
9	92-0824	Shaft - Reverse Idler	1
10	92-0684	Gear - 33T	1
11	92-0778	Bearing - Ball	2
12	92-0664	Hub - Synchro	2
13	92-0666	Spring - Synchro	4
14	92-0763	Ring - Retaining	3
15	92-0821	Gear - 24T	1
16	92-0663	Shaft - Main	1
17	92-0772	Key	2
18	92-0687	Gear - 16T	1

Ref. No.	Part No.	Description	No. Used
19	92-0672	Gear - 18T	1
20	92-0754	Ring - Retaining	1
21	92-0673	Gear - 14T	1
22	92-0650	Bearing - Ball	1
23	92-0665	Key - Synchro	6
24	92-0822	Gear - 28T	1
25	92-0679	Gear - 23T	1
26	92-0680	Collar	1
27	92-0823	Gear - 43T	1
28	92-0674	Shaft - Reduction	1
29	92-0682	Washer - Thrust	1
30	92-0681	Bearing - Needle	2
31	92-0677	Gear - 49T	1
32	92-0819	Gear - 40T	1
33	92-0782	Bearing - Needle	1
34	92-5183	Shaft - Front Drive	1
35	92-5184	Gear - 41T	1
36	92-5185	Bearing - Ball	1

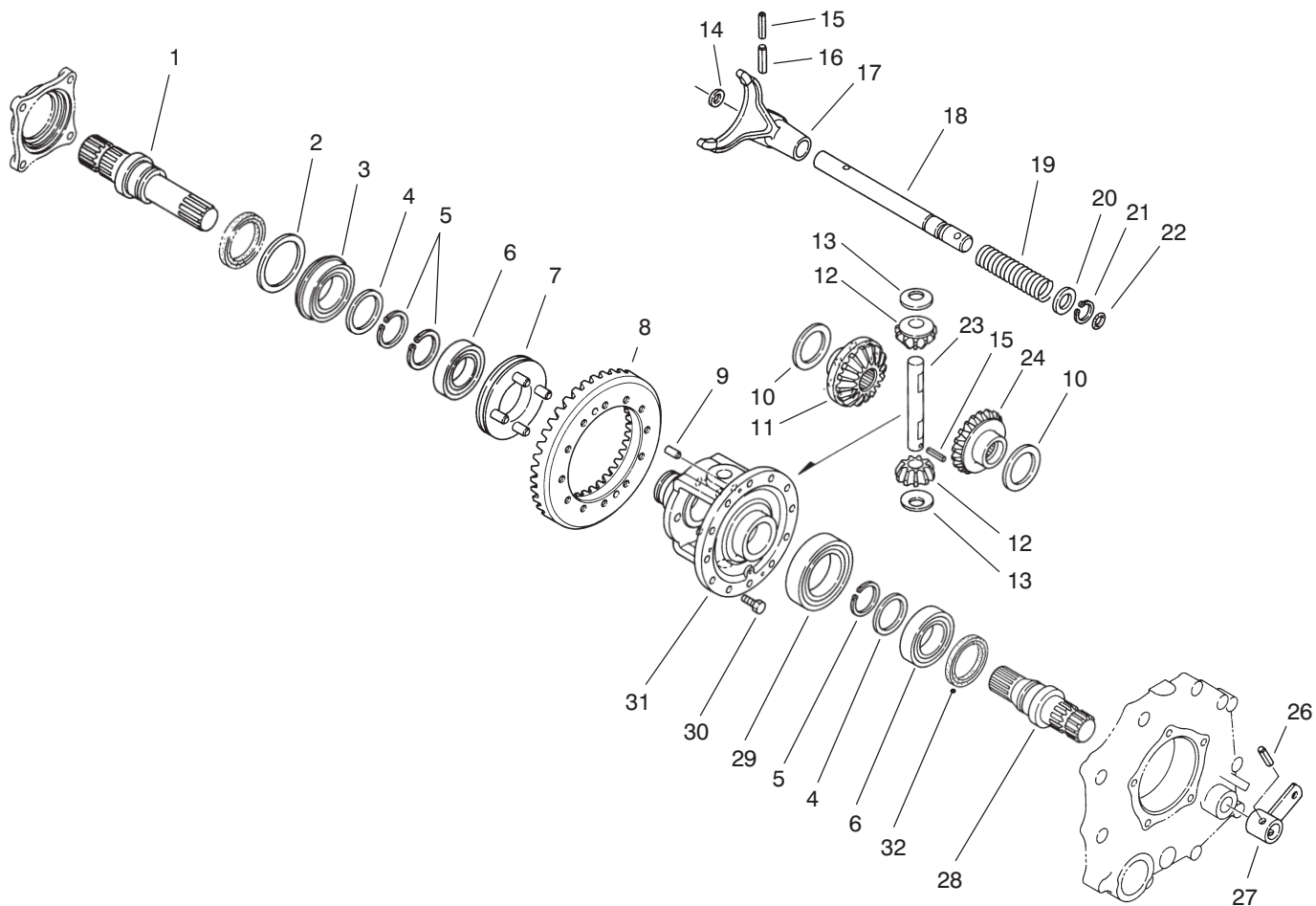


T-1530-1

SHIFT FORK ASSEMBLY

Ref. No.	Part No.	Description	No. Used
1	92-0785	Ball	3
2	92-0731	Spring - Compression	3
3	92-0700	Fork - Shift R-1	1
4	92-0769	Pin - Spring	2
5	92-0817	Arm - Shift Fork 2-3	1
6	92-0701	Fork - Shift 2-3	1
7	92-0699	Shaft - Fork 2-3	1
8	92-0732	Plate - Keeper	3
9	48-7700	Screw - Cap Hex. Hd.	3

Ref. No.	Part No.	Description	No. Used
10	92-0729	Seal - Oil	3
14	92-0698	Shaft - Fork R-1	1
15	92-0816	Arm - Shift Fork R-1	1
16	92-0708	Shaft - Fork Hi-Lo	1
17	92-0709	Fork - Shift Hi-Lo	1
18	92-0761	Ring - Retaining	1
19	92-0818	Arm - Shift Fork Hi-Lo	1
20	92-0705	Lock - Spindle	1
21	42-9850	Washer - Lock	3

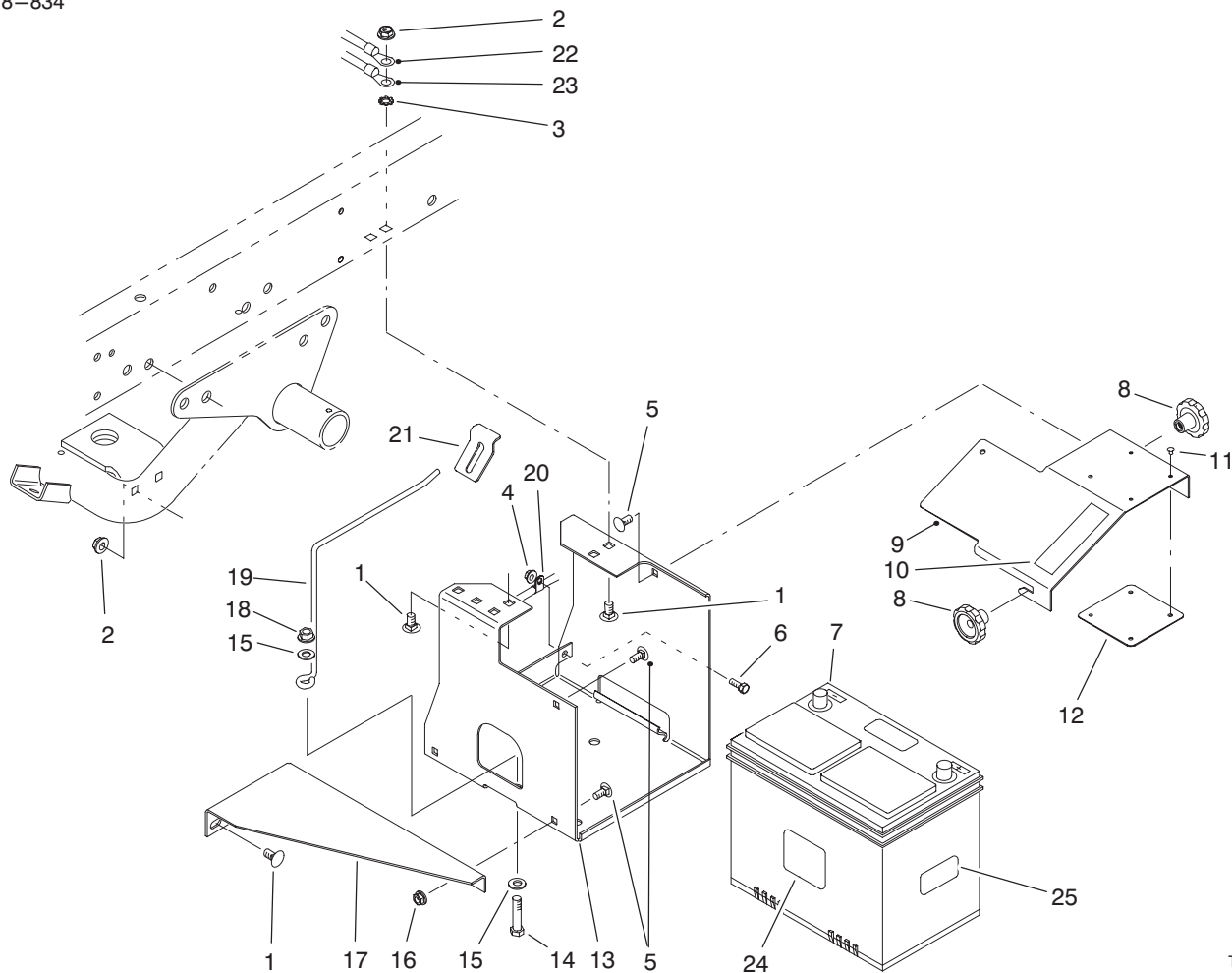


T-1527-1

DIFFERENTIAL GEAR ASSEMBLY

Ref. No.	Part No.	Description	No. Used
1	92-0726	Shaft - Axle R.H.	1
2	92-0728	Washer	1
3	92-0780	Bearing - Ball	1
4	92-0727	Washer	2
5	92-0756	Ring - Retaining	3
6	92-0775	Bearing - Ball	2
7	92-0730	Slider - Differential Lock	1
8	92-0710	Ring Gear Assembly (Incl. Counter Shaft)	1
9	92-0765	Pin - Alignment	2
10	92-0747	Washer - Thrust	2
11	92-0746	Gear - Side R.H.	1
12	92-0748	Gear - Pinion	2
13	92-0750	Washer	2
14	92-0744	Washer	1
15	92-0768	Pin - Spring	2

Ref. No.	Part No.	Description	No. Used
16	92-0771	Pin - Spring	1
17	92-0721	Fork - Differential Lock	1
18	92-0722	Shaft - Lock Fork	1
19	92-0723	Spring - Compression	1
20	92-0733	Washer	1
21	92-0753	Ring - Retaining	1
22	92-0787	O-Ring	1
23	92-0749	Shaft - Pinion	1
24	92-0745	Gear - Side L.H.	1
26	92-0770	Pin - Spring	1
27	92-0724	Arm - Differential Lock	1
28	92-0725	Shaft - Axle L.H.	1
29	92-0776	Bearing - Ball	1
30	92-0803	Screw - Hex. Flange Hd.	12
31	92-0720	Case - Differential	1
32	92-0793	Seal - Oil	2

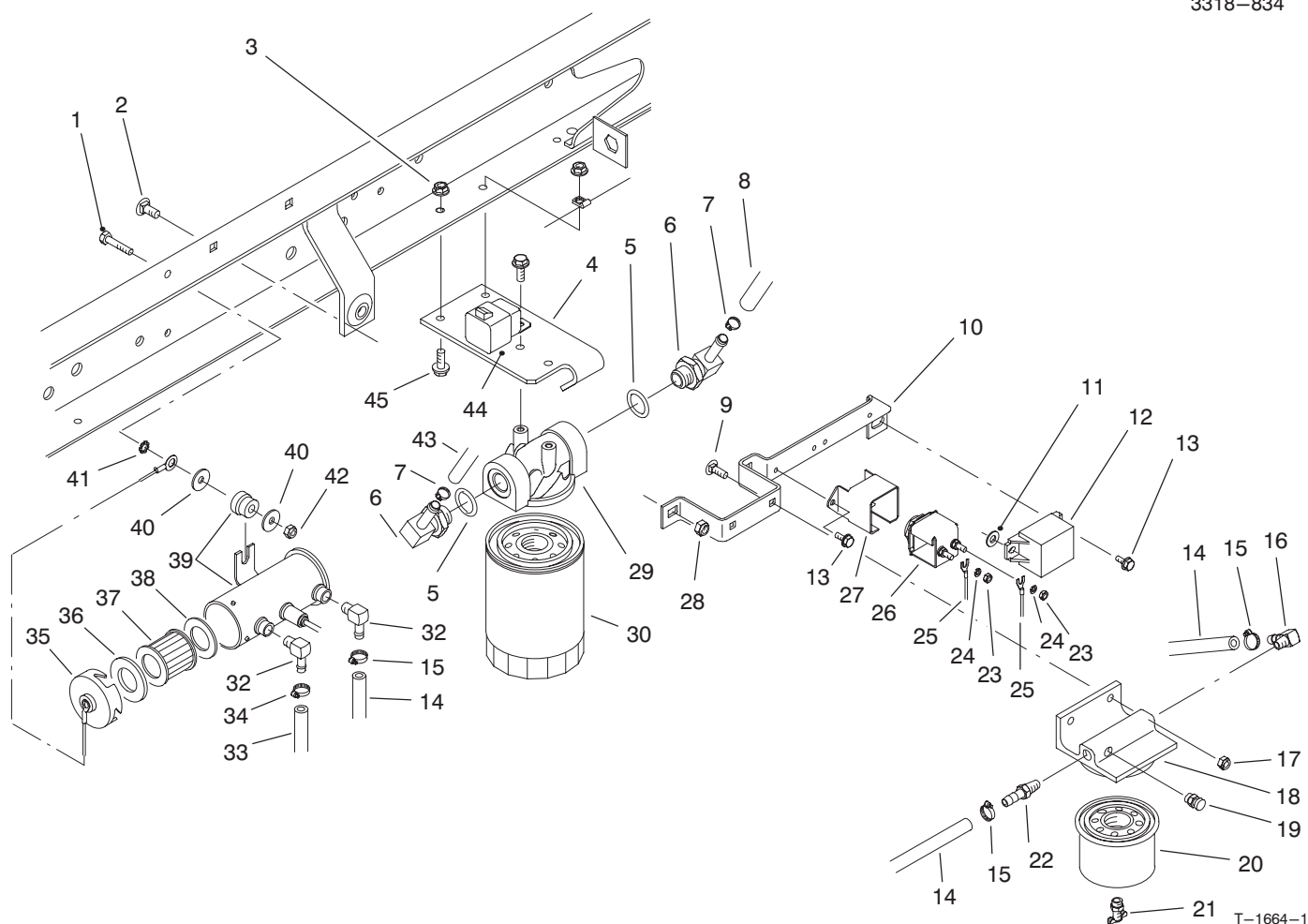


T-2014-1

BATTERY MOUNT ASSEMBLY

Ref. No.	Part No.	Description	No. Used
1	3231-21	Bolt - Carriage	6
2	3290-357	Nut - Flange Lock	6
3	3255-9	Washer - Lock ETLW	1
4	32128-33	Nut - Flange Lock	1
5	3230-23	Bolt - Carriage	4
6	321-4	Screw - Cap Hex. Hd.	1
7	63-9230	Battery	1
8	19-4050	Knob	2
9	87-5130	Cover - Battery Base	1
10	36-3400	Decal - No Step	1
10	93-6687	Decal - No Step (Europe)	1
10	84-2780	Decal - No Step (Japan)	1
11	3296-27	Rivet - Plastic	4
12	87-7620	Shield - Plastic	1

Ref. No.	Part No.	Description	No. Used
13	87-5120	Bracket - Battery Base	1
14	323-9	Screw - Cap Hex. Hd.	1
15	3256-24	Washer - Flat	2
16	32128-20	Nut - Flange Lock	2
17	87-5110	Support - Lower	1
18	3296-39	Nut - Flange Lock	1
19	87-7600	Rod - Battery Support	1
20	2412-89	Clamp - R	1
21	87-7610	Tab - Battery Support	1
22	87-4250	Harness - Wire Rear	1
23	87-3080	Cable - Battery Neg.	1
24	93-6668	Decal - Charging (Europe)	1
25	93-7276	Decal - Danger (Europe)	1

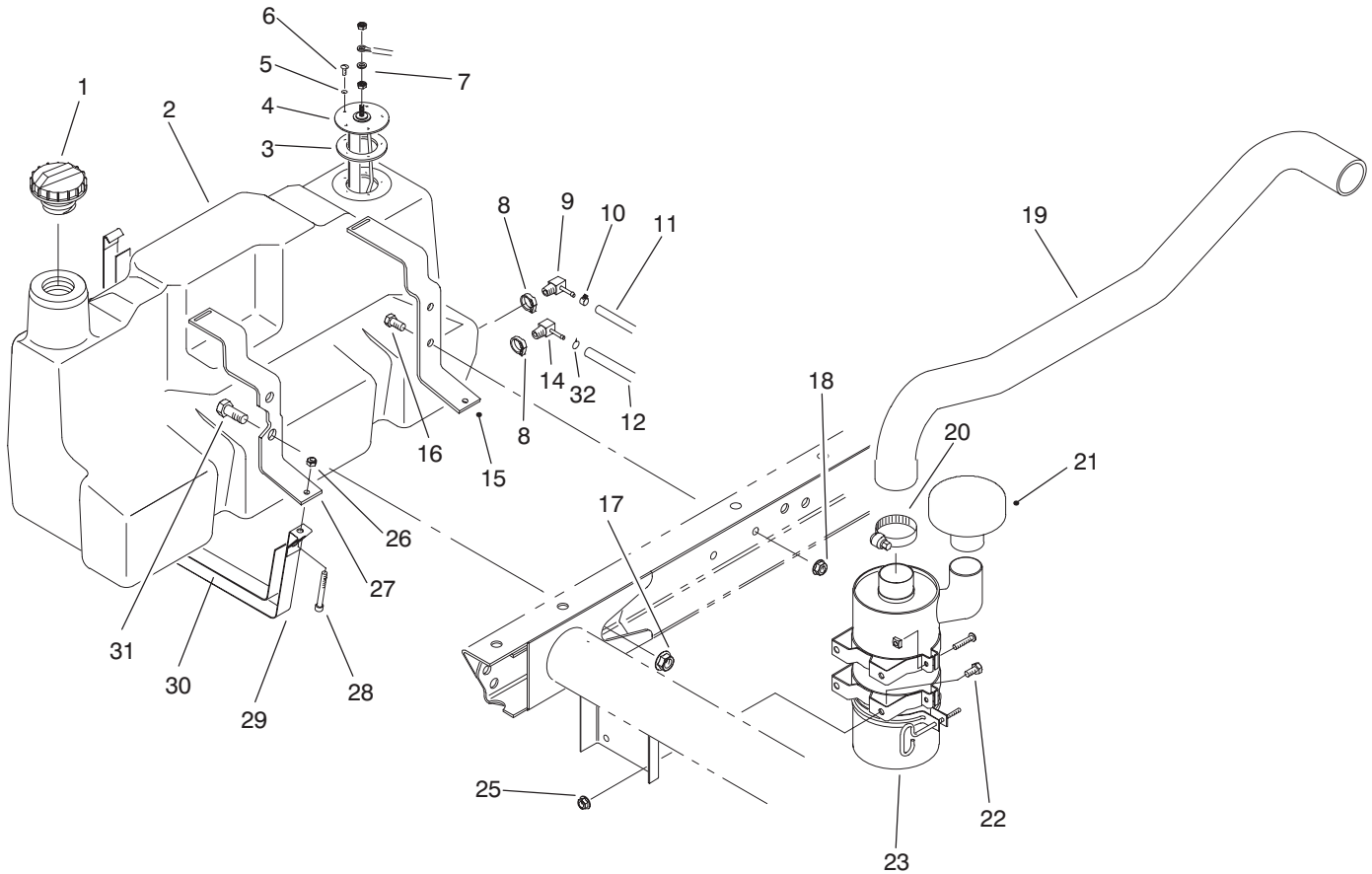


FUEL FILTER, FUEL PUMP & RELAY MOUNTING

Ref. No.	Part No.	Description	No. Used
1	48-7650	Screw - Cap Hex. Hd.	2
2	3230-23	Bolt - Carriage	2
3	32128-33	Nut - Flange Lock	1
4	87-7040	Bracket - Oil Filter	1
5	237-79	Seal - O-Ring	2
6	354-134	Fitting - Hydraulic 90° (Incl. Ref. #5)	2
7	2412-36	Clamp - Hose	2
8	87-5730	Hose - Hydraulic	1
9	3229-25	Nut - Lock	2
10	87-7380	Bracket - Relay/Indicator	1
11	3256-22	Washer - Flat	1
12	66-8800	Relay	1
13	12-5450	Screw - Hex. Hd.	4
14	27-5360	Hose - Fuel	2
15	2412-108	Clamp - Hose	3
16	353-707	Fitting - 90° Barb	1
17	3296-42	Nut - Lock	2
18	63-8280	Head - Filter	1
19	63-8290	Vent - Air	1
20	63-8300	Element - Filter	1
21	63-8310	Drain - Filter	1
22	353-783	Fitting - Straight	1
23	43-5970	Nut	2

Ref. No.	Part No.	Description	No. Used
24	48-8000	Washer - Lock	2
25	93-7130	Harness - Wire	1
26	66-8700	Glow Plug Indicator Assy. (Incl. Ref. #34-35)	1
27	70-8560	Retainer - Indicator	1
28	3296-29	Nut - Lock	2
29	87-8780	Head - Oil Filter	1
30	54-0110	Element - Oil Filter	1
32	46-3710	Fitting - 90°	2
33	63-9640	Hose - Fuel Tank to Pump	1
34	92-2379	Clamp - Hose	1
35	43-2580	Magnet	1
36	43-2560	Gasket	1
37	43-2550	Filter	1
38	43-2570	Gasket	1
39	53-8150	Fuel Pump Assembly (Incl. Ref. #24-27)	1
40	3256-67	Washer - Flat	3
41	3255-7	Washer - ETLW	1
42	49-7810	Nut - Lock	2
43	87-4920	Hose - Hydraulic	1
44	70-1480	Relay - S.P.D.T.	1
45	3234-4	Screw - Hex. Flange Hd.	4

T-1664-1

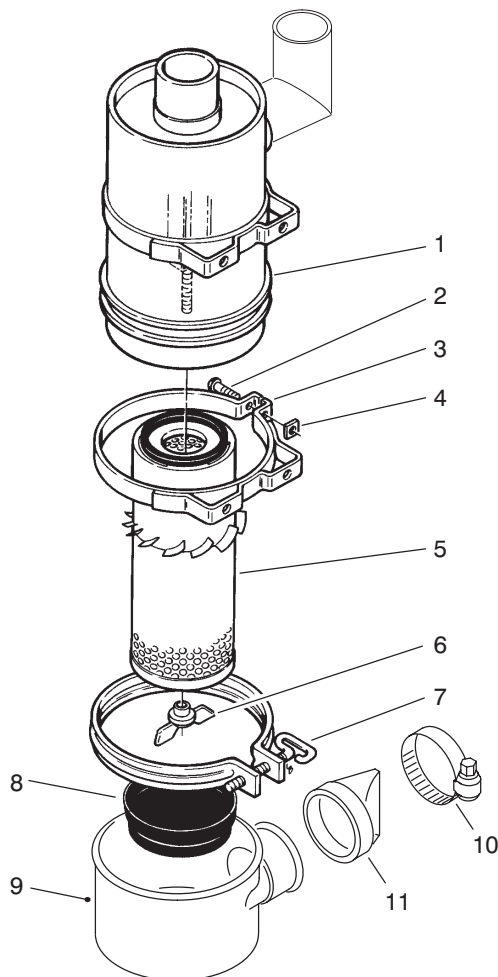


T-1665-3

FUEL TANK & AIR CLEANER ASSEMBLY

Ref. No.	Part No.	Description	No. Used
1	93-3102	Cap - Fuel	1
2	94-3801	Fuel Tank Assembly (Incl. Ref. #8, 9 & 14)	1
3	62-7650	Gasket - Sending Unit	1
4	63-7640	Unit - Sending	1
5	3253-15	Washer - Lock	5
6	32122-24	Screw - Round Hd.	5
7	5-3637	Washer - Flat	1
8	2412-36	Clamp	1
9	76-4430	Fitting - Fuel 90°	1
10	2412-108	Clamp - Hose	1
11	75-4706	Hose - Fuel	1
12	63-9640	Hose - Fuel	1
14	353-781	Fitting - Fuel 90°	1
15	87-3140	Support - Rear	1
16	323-4	Screw - Cap Hex. Hd.	2

Ref. No.	Part No.	Description	No. Used
17	32128-23	Nut - Flange	2
18	3290-357	Nut - Flange	2
19	94-5238	Hose - Air Cleaner	1
20	2412-92	Clamp - Hose	1
21	46-7510	Hood - Air Inlet	1
22	322-2	Screw - Cap Hex. Hd.	4
23	94-5235	Air Cleaner Assembly	1
25	32128-20	Nut - Flange Lock	4
26	3296-42	Nut - Lock	2
27	87-3150	Support - Front	1
28	3274-54	Screw - Hex. Socket Hd.	2
29	87-3160	Strap - Tank Support	2
30	87-3170	Pad - Tank Support Strap	2
31	3234-38	Screw - Cap Hex. Hd.	2
32	92-2379	Clamp - Hose	1

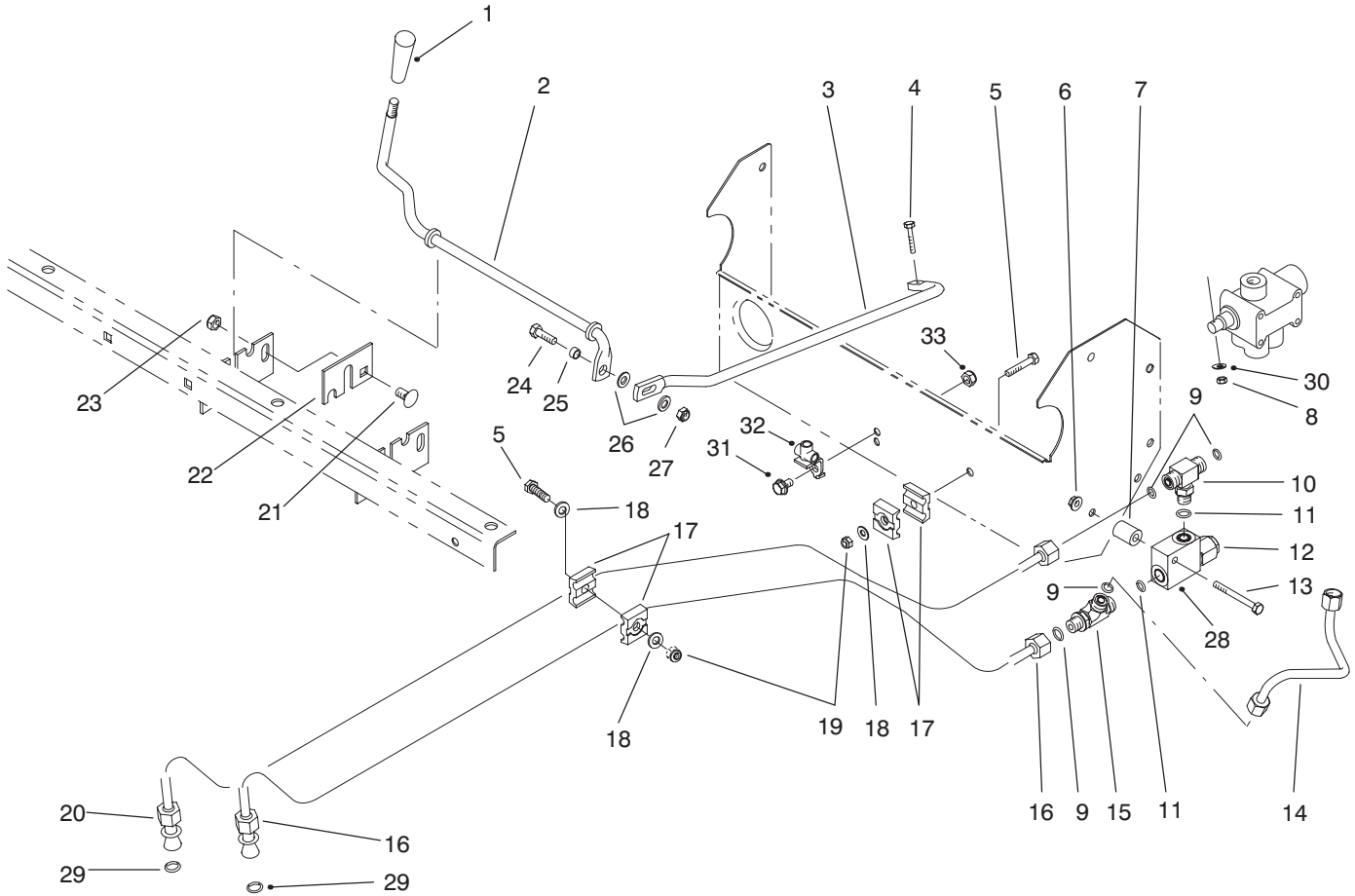


T-2507-1

AIR CLEANER ASSEMBLY

Ref. No.	Part No.	Description	No. Used	Ref. No.	Part No.	Description	No. Used
1		Body	1	7	33-1340	Clamp Assembly	1
2	3258-19	Screw - Round Head	2	8	33-1310	Baffle	1
3	33-1350	Band Assembly (Incl. Ref. #2 & 4)	2	9	87-9390	Cup	1
4	32107-11	Nut - Square	2	10	2412-130	Clamp - Hose	1
5	33-1300	Assembly - Element	1	11	87-9400	Valve	1
6	33-1330	Assembly - Nut	1	*	94-5235	Air Cleaner (Complete) (Incl. Ref. #1 & 5-11)	1

*Not Illustrated



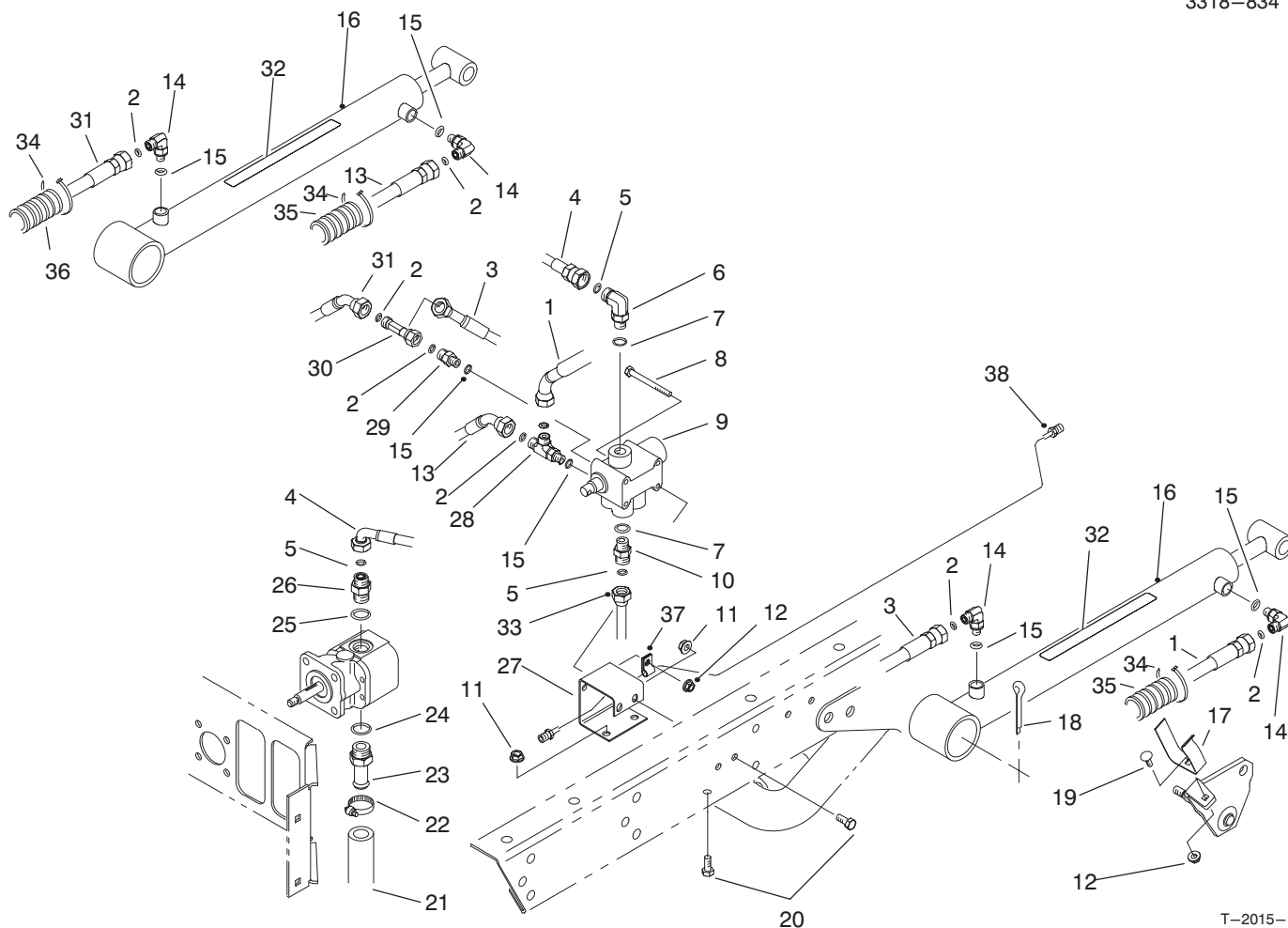
T-1610-1

LIFT VALVE LINKAGE ASSEMBLY

Ref. No.	Part No.	Description	No. Used
1	233-39	Knob	1
2	87-4500	Rod - Pivot	1
3	87-4510	Rod - Connecting	1
4	87-5150	Screw - Cap Hex. Hd.	1
5	321-9	Screw - Cap Hex. Hd.	2
6	32128-33	Nut - Flange Lock	1
7	75-9610	Spacer	1
8	87-5140	Nut - Lock	1
9	237-22	Seal - O-Ring	4
10	340-94	Fitting - Hydraulic Tee (Incl. Ref. #9 & 11)	1
11	237-42	Seal - O-Ring	2
12	92-2160	Cartridge - Relief Valve	1
13	321-15	Screw - Cap Hex. Hd.	1
14	87-4560	Tube - Hydraulic	1
15	340-86	Fitting - Hydraulic Tee (Incl. Ref. #9 & 11)	1
16	93-7092	Hydraulic Tube Assembly (Incl. Ref. #29)	1
17	56-7973	Clamp - Hydraulic Tube	4

Ref. No.	Part No.	Description	No. Used
18	3256-22	Washer - Flat	3
19	3296-42	Nut - Lock	2
20	93-7093	Hydraulic Tube Assembly (Incl. Ref. #29)	1
21	3231-21	Bolt - Carriage	1
22	87-4490	Bracket - Hold-Down	1
23	3296-39	Nut - Lock	1
24	322-5	Screw - Cap Hex. Hd.	1
25	87-5080	Spacer - Connecting	1
26	3256-23	Washer - Flat	2
27	3296-29	Nut - Lock	1
28	92-2161	Body - Relief Valve	1
29	39-7310	Seal - O-Ring	2
30	3256-14	Washer - Flat	1
31	322-2	Screw - Cap Hex. Hd.	1
32	87-3560	Tee - Brake Line	1
33	32128-20	Nut - Lock	1
*	87-3680	Assembly - Relief Valve (Incl. Ref. #12 & 28)	1

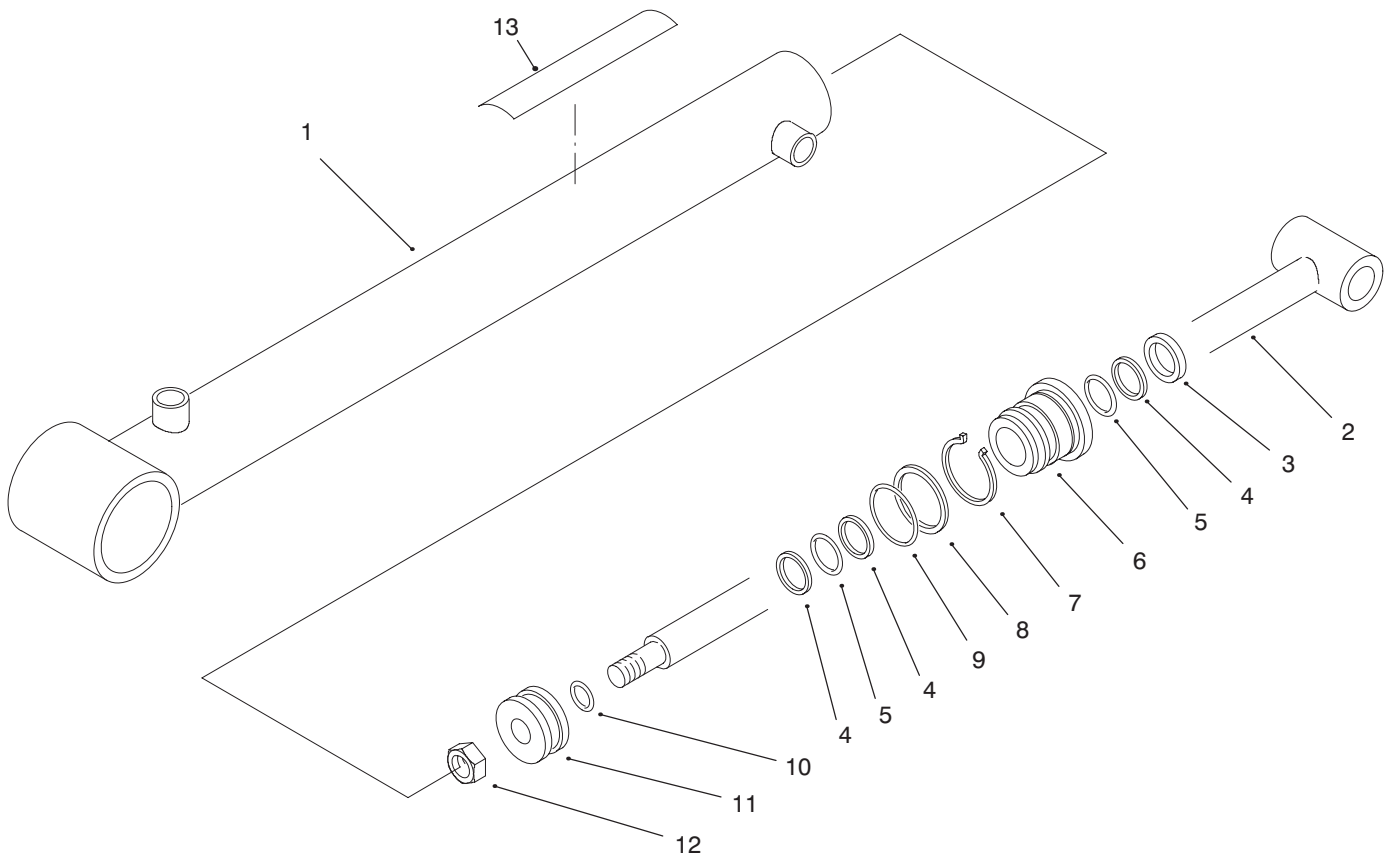
*Not Illustrated



T-2015-1

LIFT VALVE & CYLINDER ASSEMBLY

Ref. No.	Part No.	Description	No. Used	Ref. No.	Part No.	Description	No. Used
1	92-2697	Hose – Hydraulic	1	22	2412-34	Clamp	1
2	237-21	Seal – O-Ring	6	23	354-136	Fitting – Hydraulic Straight (Incl. Ref. #24)	1
3	87-4880	Hose – Hydraulic	1	24	237-80	Seal – O-Ring	1
4	87-4870	Hose – Hydraulic	1	25	237-79	Seal – O-Ring	1
5	237-22	Seal – O-Ring	3	26	340-3	Fitting – Hydraulic Straight (Incl. Ref. #5 & 25)	1
6	340-77	Fitting – Hydraulic 90° (Incl. Ref. #5 & 7)	1	27	87-4520	Bracket – Dump Valve	1
7	237-42	Seal – O-Ring	2	28	340-140	Fitting – Hydraulic Tee (Incl. Ref. #2 & 15)	1
8	321-14	Screw – Cap Hex. Hd.	2	29	340-92	Fitting – Hydraulic Straight (Incl. Ref. #2 & 15)	1
9	43-1950	Valve	1	30	340-151	Fitting – Hydraulic Tee (Incl. Ref. #2)	1
10	340-2	Fitting – Straight	1	31	87-4900	Hose – Hydraulic	1
11	32128-20	Nut – Flange Head	4	32	87-7930	Decal – Warning	2
12	32128-33	Nut – Flange Head	2	32	93-9852	Decal – Warning (Europe)	2
13	87-4910	Hose – Hydraulic	1	32	92-6415	Decal – Warning (Japan)	2
14	340-132	Fitting – Hydraulic 90° (Incl. Ref. #2 & 15)	4	33	87-4560	Tube – Hydraulic	1
15	237-78	Seal – O-Ring	4	34	3290-378	Tie – Cable (Europe)	6
16	94-5203	Hydraulic Cylinder Assy. (Incl. Ref. #32)	2	35	24-7923	Conduit – Hose (Europe)	2
17	87-3720	Retainer – Cylinder	2	36	24-7922	Conduit – Hose (Europe)	1
18	3272-37	Pin – Cotter	2	37	2412-149	Clamp – R	1
19	3229-25	Screw – Carriage	2	38	94-3844	Tube – Hydraulic	1
20	322-3	Screw – Cap Hex. Hd.	4				
21	87-3670	Hose – Hydraulic	1				



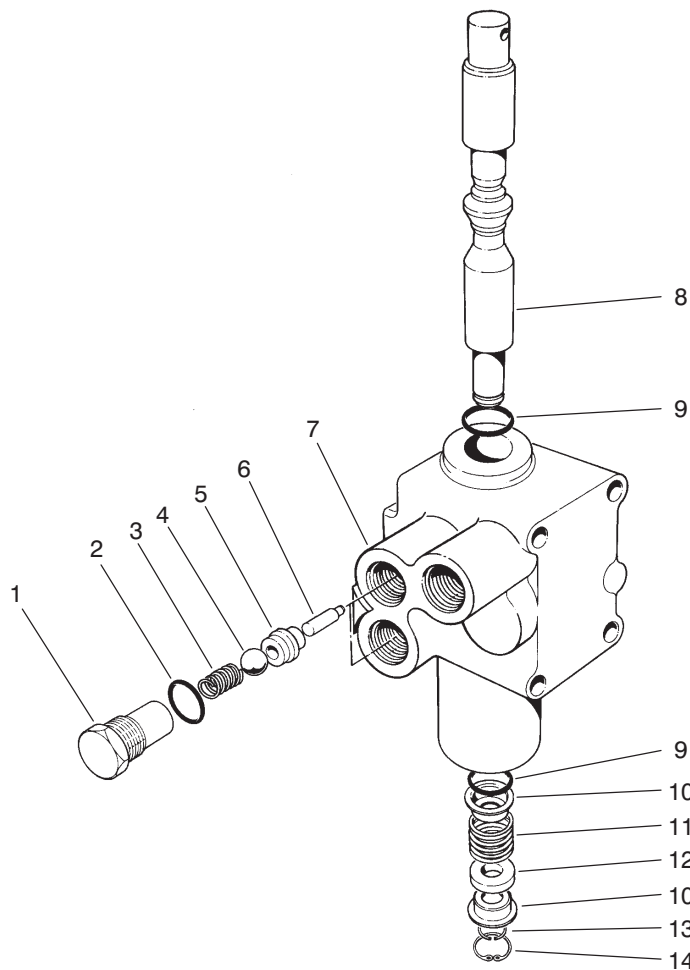
T-2342-1

LIFT CYLINDER NO. 94-5203

Ref. No.	Part No.	Description	No. Used
1	94-5206	Barrel Assembly	1
2	94-5207	Shaft	1
3		Seal - Dust	1
4		Backup	3
5		Seal - O-Ring	2
6	92-2162	Head	1
7	84-1680	Ring - Retaining	1
8		Backup	1

Ref. No.	Part No.	Description	No. Used
9		Seal - O-Ring	1
10		Seal - O-Ring	1
11	43-5150	Piston	1
12	32152-10	Nut	1
13	87-7930	Decal - Warning	1
*	92-2165	Kit - Repair (Incl. Ref. #3-5 & 8-10)	1

*Not Illustrated

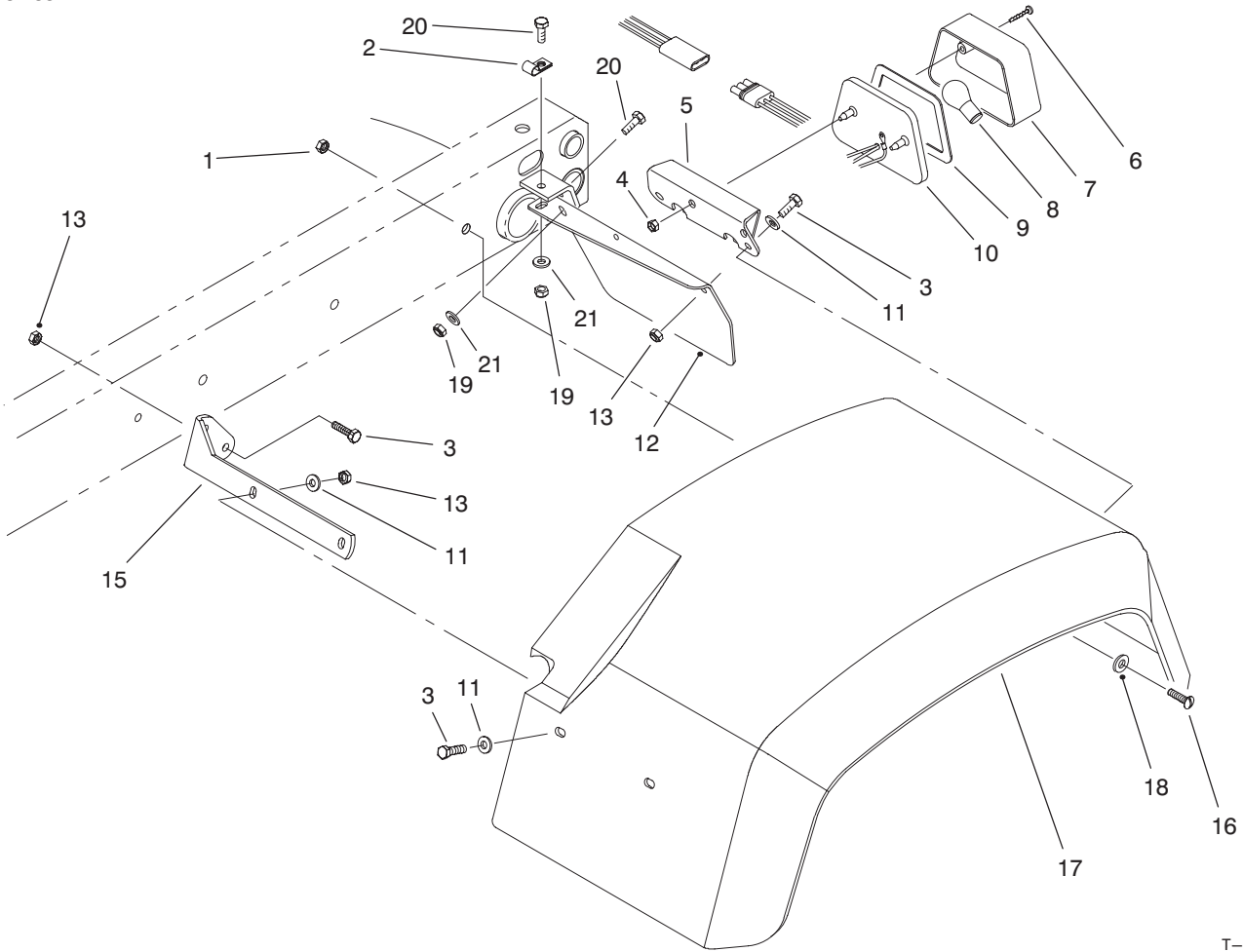


T-0280-1

CONTROL VALVE ASSEMBLY NO. 43-1950

Ref. No.	Part No.	Description	No. Used
1	22-8330	Plug	2
2	237-42	O-Ring	2
3	22-8340	Spring	2
4	22-8350	Ball	2
5	22-8370	Seat-Check Valve	2
6	22-8360	Pin - Cam	2
7		Body	1

Ref. No.	Part No.	Description	No. Used
8	22-8420	Spool	1
9	22-8500	O-Ring	2
10	22-8380	Retainer - Spring	2
11	22-8410	Spring	1
12	23-3030	Spacer	1
13	22-8480	Ring - Retaining, Spool	1
14	22-8490	Ring - Retaining	1



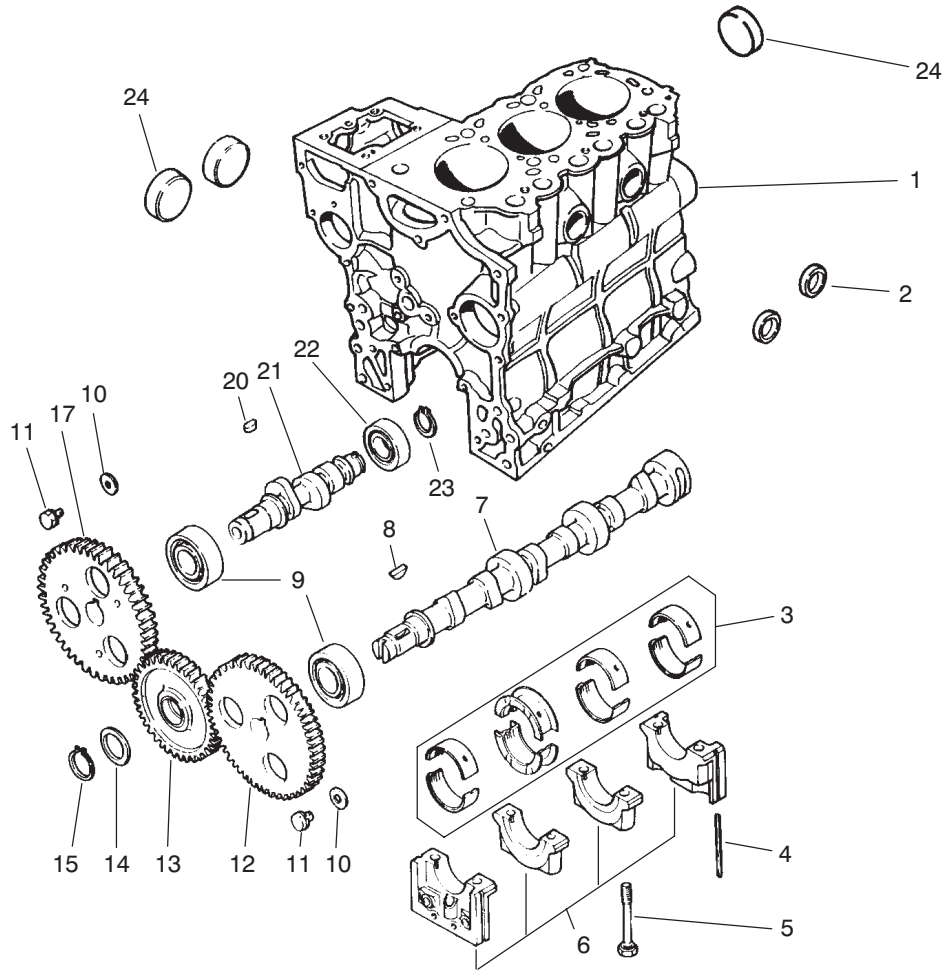
T-1613-1

REAR FENDER & TAIL LIGHT ASSEMBLY

Ref. No.	Part No.	Description	No. Used
1	3296-39	Nut - Lock	6
2	2412-93	Clamp - R	1
3	321-6	Screw - Cap Hex. Hd.	12
4	3290-506	Palnut	2
5	87-5770	U-Bracket - Tail Light	1
6	32144-93	Screw - Self Tapping	2
7	87-6300	Lens	1
8		Bulb (#1157 Std. 12 Volt)	1
9	87-6310	Gasket	1
10	87-2110	Tail Light Assembly (Incl. Ref. #6-9)	1

Ref. No.	Part No.	Description	No. Used
11	3256-22	Washer - Flat	19
12	93-8943	Plate - Tail Light LH	1
*	93-8944	Plate - Tail Light RH	1
13	3296-42	Nut - Lock	12
15	93-8941	Bracket - Front LH	1
*	93-8942	Bracket - Front RH	1
16	3274-94	Screw - Socket Button Hd.	6
17	87-6660	Fender - Rear 24"	2
18	3256-24	Washer - Flat	6
19	3296-29	Nut - Lock	4
20	322-5	Screw - Cap Hex. Hd.	4
21	3256-23	Washer - Flat	4

*Not Illustrated



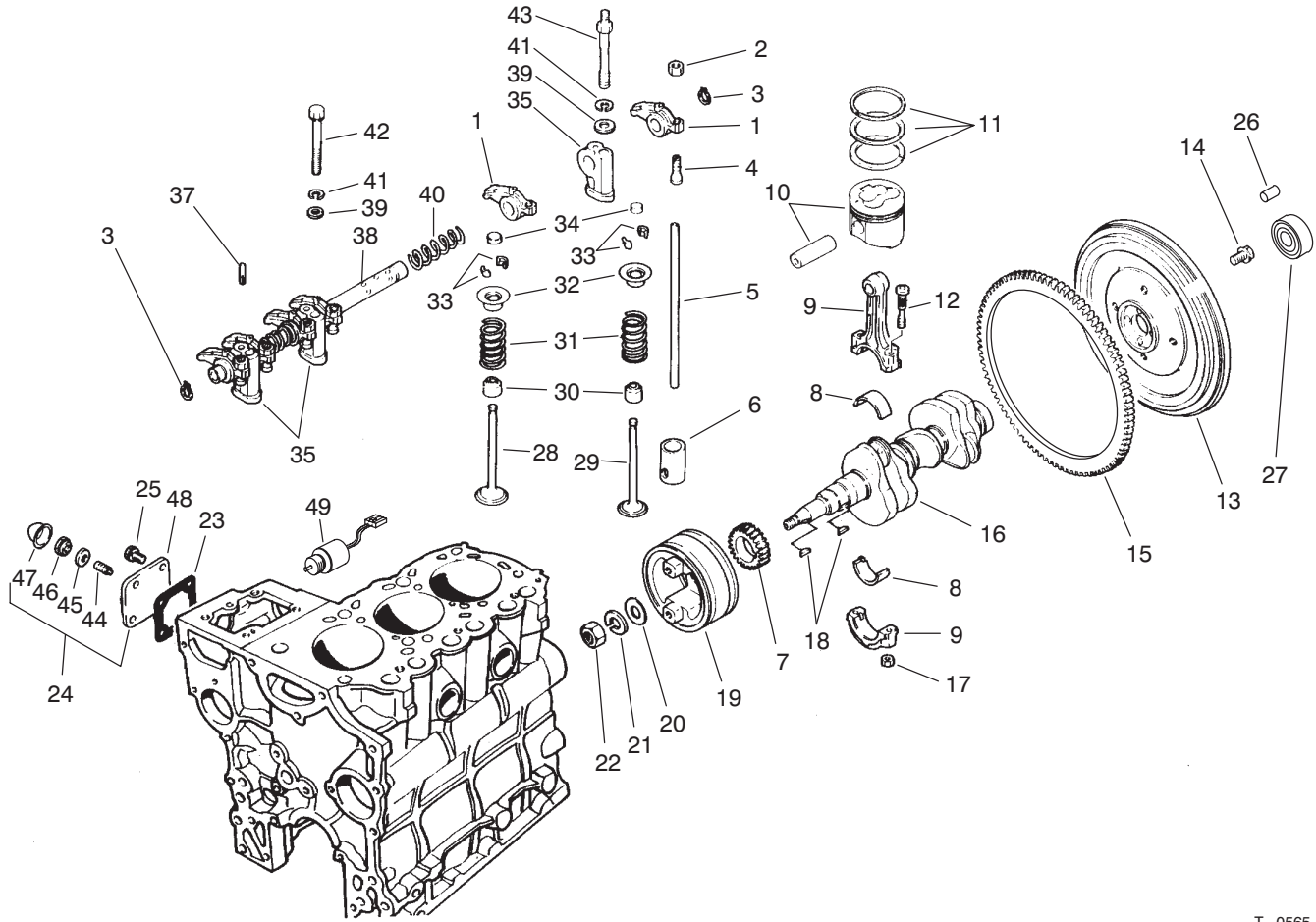
T-0564-1

CAMSHAFT ASSEMBLY

Ref. No.	Part No.	Description	No. Used
1	94-1257	Block Sub-Assembly (Incl. Ref. #2, 5, 6 & 24)	1
2	42-7080	Cap	2
3	75-4900	Bearing Set STD	1
*	67-2410	Bearing Set 0.25	1
*	67-2420	Bearing Set 0.50	1
4	67-2200	Seal	4
5	67-2250	Bolt	8
6		Cap Assembly	1
7	67-3010	Cam Shaft	1
8	56-0480	Key - Woodruff	1
9	67-3030	Bearing	2

Ref. No.	Part No.	Description	No. Used
10	67-3000	Washer	2
11	42-9490	Bolt w/Washer	2
12	92-0827	Gear	1
13	92-0842	Gear Assembly	1
14	92-0839	Plate	1
15	92-0841	Ring - Retaining	1
17	92-0840	Gear	1
20	42-7840	Key	1
21	67-3060	Shaft	1
22	67-3050	Bearing	1
23	67-3080	Ring - Retaining	1
24	56-0020	Plug	3

*Not Illustrated



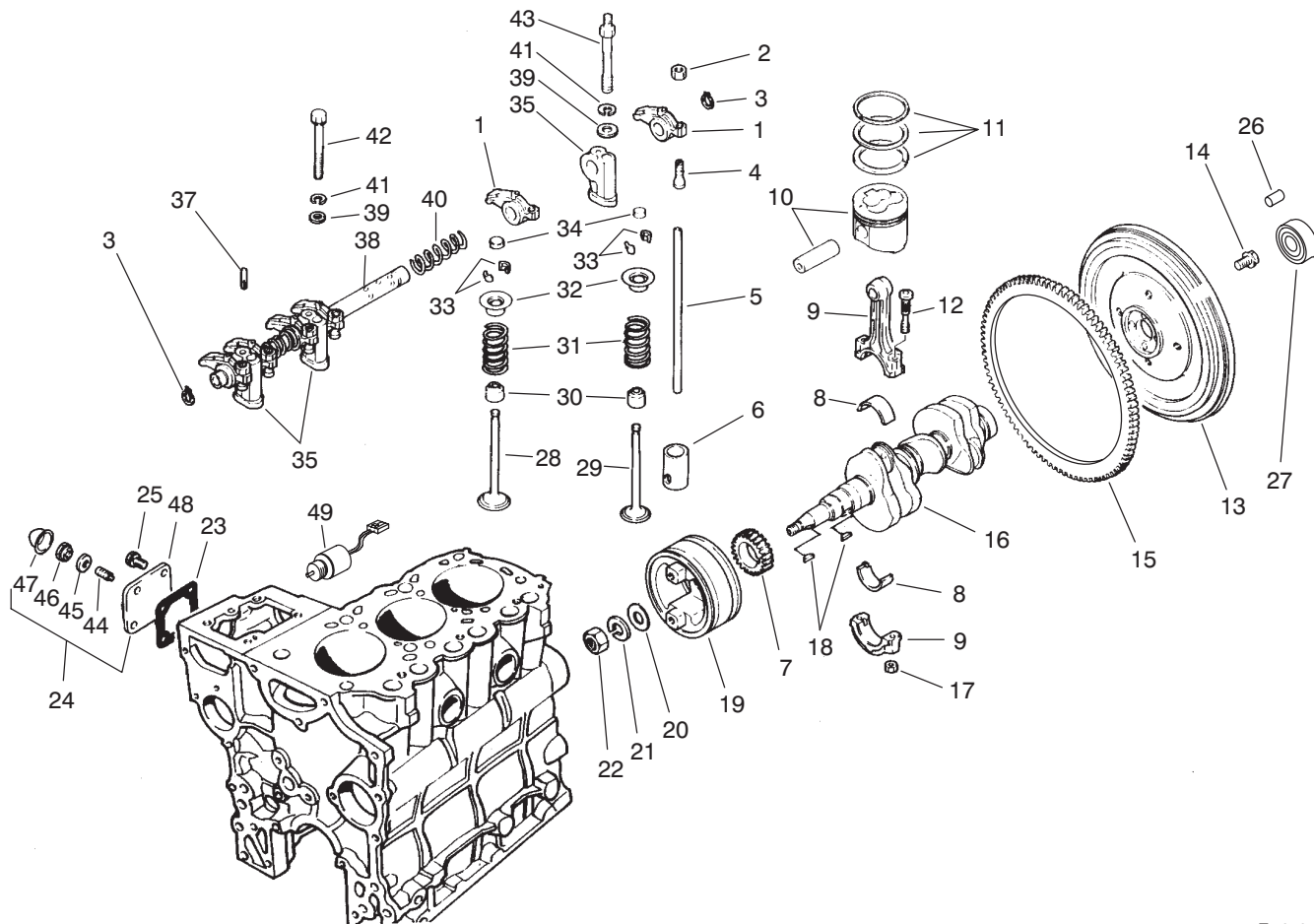
T-0565-1

VALVES AND CRANKSHAFT ASSEMBLY

Ref. No.	Part No.	Description	No. Used
1	67-3160	Arm - Rocker	6
2	67-3230	Nut - Jam	6
3	67-3240	Ring - Retaining	2
4	67-3210	Screw - Adjusting	6
5	67-3150	Rod - Push	6
6	67-3120	Tappet	6
7	92-0835	Gear	1
8	75-5010	Bearing Set STD	3
*	67-2890	Bearing Set 0.25 US	3
*	67-2900	Bearing Set 0.50 US	3
9	67-2850	Connecting Rod Assembly (Incl. Ref. #12 & 17)	3
10	93-8973	Piston & Pin Set STD	3
*	93-8975	Piston & Pin Set 0.25 OS	3
*	93-8976	Piston & Pin Set 0.50 OS	3
11	75-5050	Ring Set STD	3
*	75-5060	Ring Set 0.25 OS	3
*	75-5070	Ring Set 0.50 OS	3
12	67-2860	Bolt	6
13	92-0836	Flywheel Assembly (Incl. Ref. #15)	1
14	67-2990	Bolt	4
15	67-2980	Gear - Ring	1
16	92-0845	Crankshaft	1
17	42-9590	Nut	6
18	56-0480	Key - Woodruff	2

Ref. No.	Part No.	Description	No. Used
19	70-8680	Pulley - Crankshaft	1
20	67-2950	Washer	1
21	67-2960	Washer - Lock	1
22	67-2940	Nut - Jam	1
23	67-4310	Gasket	1
24	75-5110	Cover Assembly (Incl. Ref. #44-48)	1
25	42-9440	Bolt W/Washer	4
26	51-5610	Pin - Dowel	3
27	92-1914	Bearing - Ball	1
28	67-3130	Valve - Intake	3
29	67-3140	Valve - Exhaust	3
30	42-7870	Seal	6
31	67-3110	Spring	6
32	67-3100	Retainer	6
33	42-7860	Lock	12
34	67-3180	Cap	6
35	67-3200	Stay - Rocker	3
37	67-3220	Pin	1
38	67-3190	Rocker Shaft Assembly	1
39	42-9660	Washer	4
40	67-3170	Spring	2
41	67-3260	Washer	6
42	42-9510	Bolt	1
43	67-3250	Nut - Rockers Stay	2
44	43-3160	Screw - Adjusting	1

*Not Illustrated

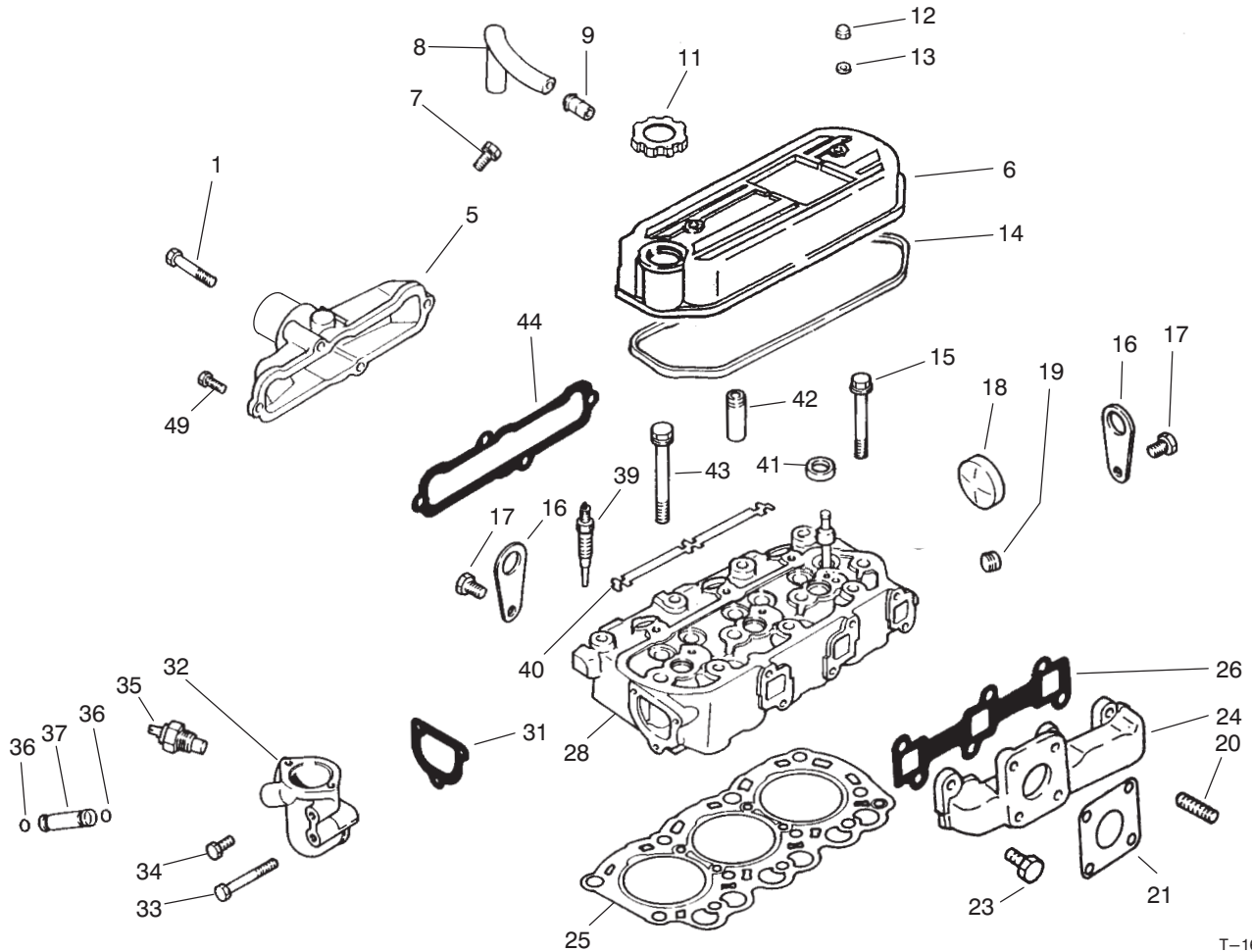


T-0565-1

VALVES AND CRANKSHAFT ASSEMBLY (Continued)

Ref. No.	Part No.	Description	No. Used
45	75-5120	Gasket	1
46	43-5960	Nut - Special	1
47	43-2820	Cap - Sealing	1

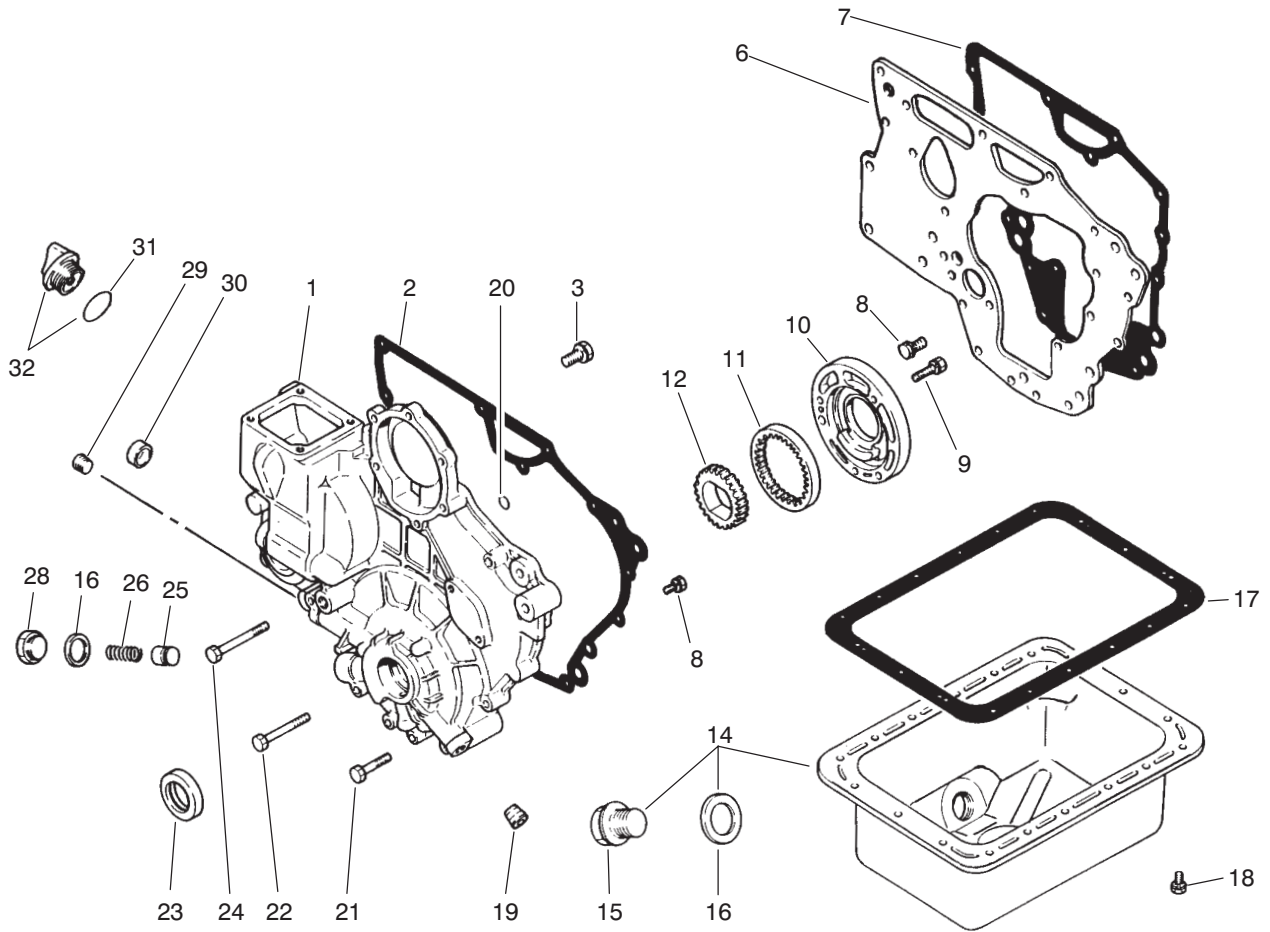
Ref. No.	Part No.	Description	No. Used
48	67-4250	Cover	1
49	63-7440	Solenoid - Shutoff	1



T-1666-1

CYLINDER HEAD ASSEMBLY

Ref. No.	Part No.	Description	No. Used	Ref. No.	Part No.	Description	No. Used
1	67-4400	Bolt	2	24	70-8750	Manifold -- Exhaust	1
5	94-3533	Cover (Intake)	1	25	94-1258	Gasket -- Cylinder Head	1
6	92-0846	Cover Assembly (Incl. Ref. #9)	1	26	67-4570	Gasket -- Exhaust Manifold	1
7	42-9430	Bolt w/Washer	1	28	93-8970	Cylinder Head Assembly (Incl. Ref. #18, 41 & 42)	1
8	67-2670	Hose -- Breather	1	31	67-4460	Gasket (Thermostat Fitting)	1
9	42-7510	Pipe	1	32	92-0837	Fitting -- Thermostat	1
11	92-0847	Oil Filler Cap Assembly	1	33	67-4470	Bolt	1
12	67-2770	Nut -- Cap	2	34	67-2330	Bolt	4
13	67-2780	Washer	2	35	67-4510	Gauge Nut -- Water Temp.	1
14	67-2760	Gasket	1	36	43-2710	O-Ring	2
15	67-2740	Bolt -- Flange	3	37	67-4480	Pipe -- By-Pass	1
16	67-2680	Hanger -- Engine	2	39	92-0844	Plug -- Glow	3
17	67-2340	Bolt w/Washer	2	40	67-4690	Plate -- Glow Plug	1
18	56-0020	Plug -- Expansion	1	41	67-2710	Cap -- Sealing	3
19	67-2570	Plug -- Taper	1	42	67-2700	Guide -- Valve	6
20	42-9570	Stud	4	43	67-2730	Bolt	8
21	42-9110	Gasket	1	44	67-4550	Gasket -- Intake Manifold	1
23	67-4590	Bolt	6				



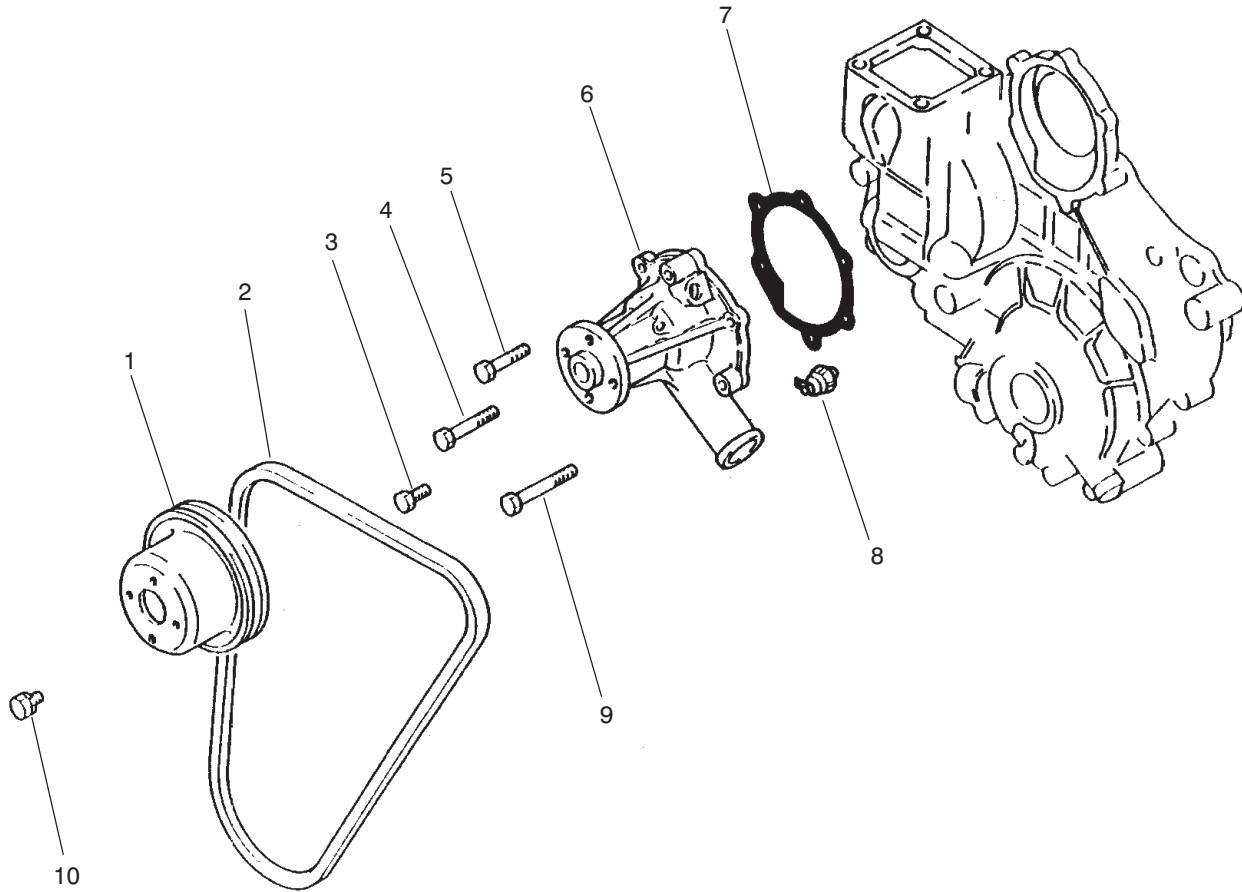
T-0567-1

CRANKCASE ASSEMBLY

Ref. No.	Part No.	Description	No. Used
1	94-1259	Case Sub-Assembly	1
2	67-2580	Gasket - Case	1
3	67-2340	Bolt w/Washer	3
6	67-2310	Plate	1
7	67-2320	Gasket - Plate	1
8	42-9440	Bolt w/Washer	11
9	67-2560	Bolt w/Washer	3
10	67-2550	Housing - Oil Pump	1
11	67-2540	Gear - Outer	1
12	67-2530	Gear - Inner	1
14	75-4910	Oil Pan Assembly (Incl. Ref. #15-16)	1
15	42-9260	Plug	1
16	42-7290	Gasket - Oil Drain	2
17	67-2480	Gasket - Oil Pan	1
18	42-9490	Bolt w/Washer	18

Ref. No.	Part No.	Description	No. Used
19	42-7210	Plug	1
20	67-2630	O-Ring	2
21	67-2600	Bolt	3
22	67-2610	Bolt	4
23	67-2590	Oil Seal	1
24	67-2620	Bolt	1
25	67-2500	Plunger	1
26	67-2510	Spring	1
28	67-2520	Plug	1
29	67-2570	Plug	1
30	67-2640	Cap	1
31	67-2660	O-Ring	1
32	67-2650	Oil Fill Cap Assembly (Inc. Ref. #31)	1
*	75-5040	Gasket Kit (Incl. Ref. #2, 7, 16 & 17)	1

*Not Illustrated

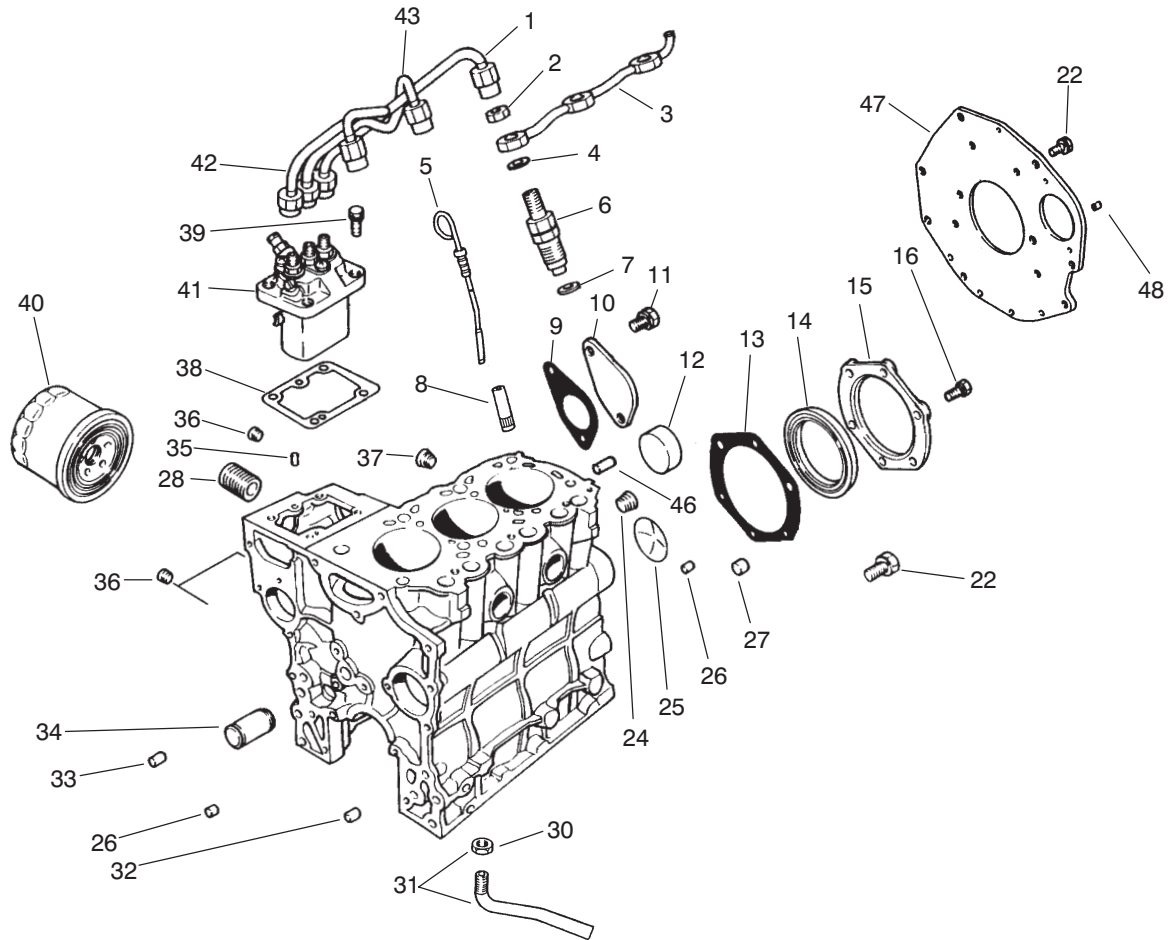


T-0568-1

WATER PUMP ASSEMBLY

Ref. No.	Part No.	Description	No. Used
1	67-4360	Pulley	1
2	67-4410	V-Belt	1
3	67-2330	Bolt	2
4	67-4400	Bolt	1
5	67-2600	Bolt	1

Ref. No.	Part No.	Description	No. Used
6	67-4380	Pump Assembly	1
7	67-4390	Gasket	1
8	67-4350	Oil Pressure Switch	1
9	67-2610	Bolt	2
10	42-9490	Bolt w/Washer	4

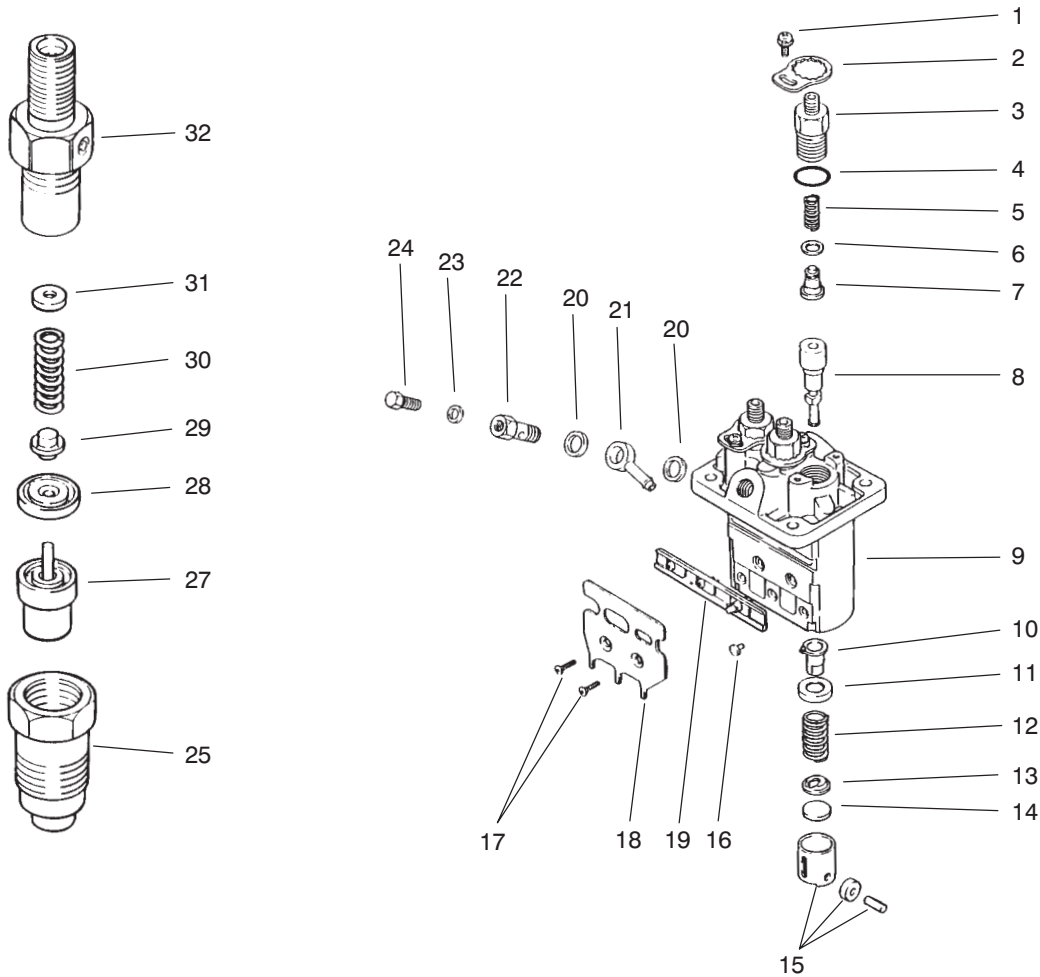


T-1667-1

FUEL SUPPLY & ENGINE BLOCK ASSEMBLY

Ref. No.	Part No.	Description	No. Used	Ref. No.	Part No.	Description	No. Used
1	67-3420	Assy. - Pipe No. 3	1	32	67-2370	Bushing	1
2	67-3430	Nut	3	33	42-7190	Bushing	2
3	70-8700	Pipe - Fuel Return	1	34	93-8972	Shaft - Idler	1
4	67-3440	Gasket	3	35	56-0220	Pin	2
5	67-2450	Dipstick	1	36	67-2210	Plug	3
6	67-3380	Nozzle & Holder Assembly	1	37	56-0100	Plug	1
7	67-3390	Gasket	3	38	67-3280	Shim 0.2	1
8	67-2220	Guide	1	*	67-3290	Shim 0.3	1
9	67-2300	Gasket	1	*	67-3300	Shim 0.5	1
10	67-2290	Cover	1	*	67-3310	Shim 0.4	1
11	67-2340	Bolt w/Washer	2	*	67-3320	Shim 0.6	1
12	56-0020	Plug	3	*	67-3330	Shim 0.7	1
13	67-2280	Gasket	1	*	67-3340	Shim 0.8	1
14	67-2230	Oil Seal	1	*	67-3350	Shim 0.9	1
15	67-2270	Case	1	*	67-3360	Shim 1.0	1
16	67-2330	Bolt	6	39	67-3370	Bolt w/Washer	4
22	67-2440	Bolt w/Washer	6	40	67-4330	Oil Filter Assembly	1
24	67-2390	Plug	1	41	75-5020	Pump Assembly	1
25	67-2350	Plug	1	42	67-3400	Pipe No. 1 Assembly	1
26	67-2360	Bushing	2	43	67-3410	Pipe No. 2 Assembly	1
27	67-2380	Bushing	3	46	42-7160	Pin - Dowel	1
28	56-1230	Shaft - Oil Filter	1	47	92-0830	Plate - Rear	1
30	42-9650	Nut - Jam	1	48	92-0831	Pin - Knock	1
31	67-4340	Screen Assembly (Incl. Ref. #30)	1				

*Not Illustrated



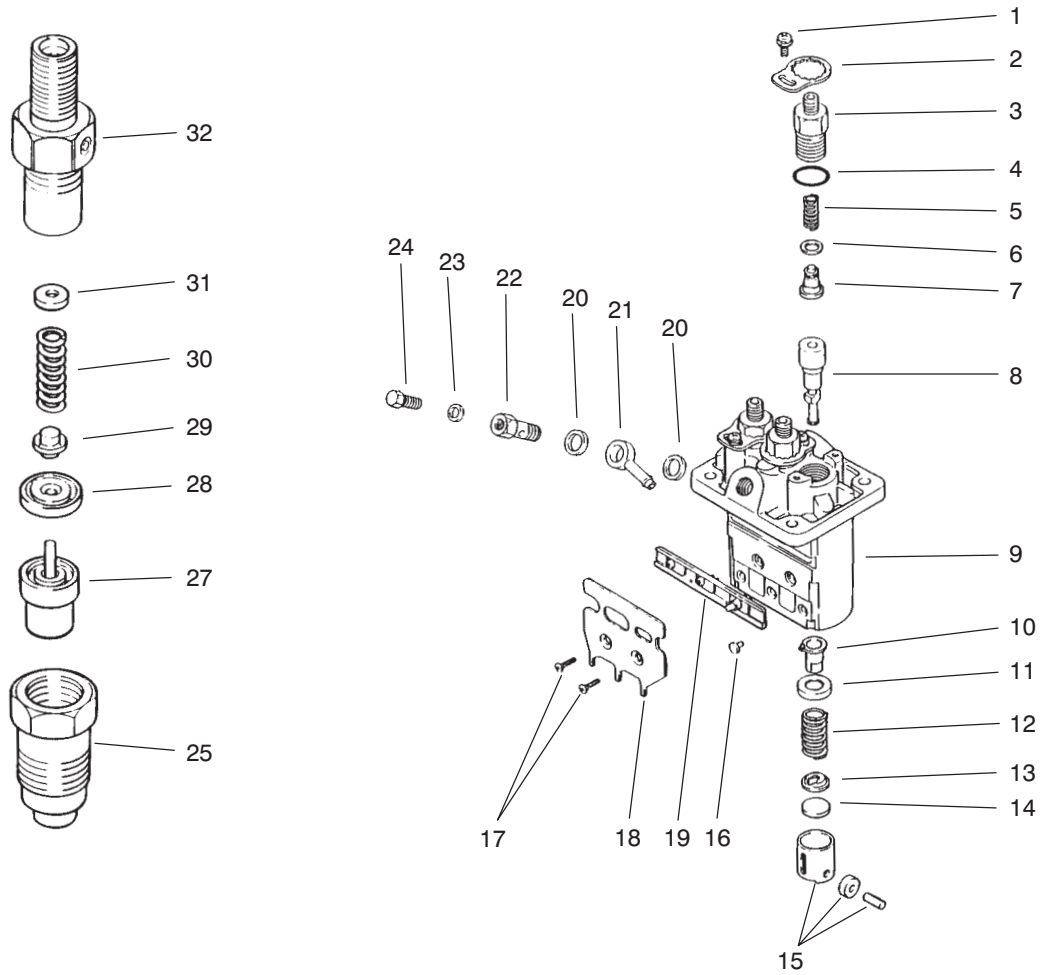
T-0570-3

FUEL INJECTION PUMP ASSEMBLY

Ref. No.	Part No.	Description	No. Used
1	67-3770	Screw w/Washer	3
2	67-3760	Plate - Lock	3
3	67-3470	Holder - Delivery Valve	3
4	67-3480	O-Ring	3
5	67-3490	Spring	3
6	42-8240	Gasket	3
7	67-3500	Sub-Assy. - Valve	3
8	75-4970	Sub-Assy. - Element	3
9	67-3460	Sub-Assy. - Housing	1
10	67-3520	Sub-Assy. - Sleeve	3
11	67-3530	Seat	3
12	67-3540	Spring	3
13	67-3550	Seat	3
14	67-3560	Plate - Shim 1.85	1
*	67-3570	Plate - Shim 1.9	1
*	67-3580	Plate - Shim 1.95	1
*	67-3590	Plate - Shim 2.0	1
*	67-3600	Plate - Shim 2.05	1
*	67-3610	Plate - Shim 2.1	1
*	67-3620	Plate - Shim 2.15	1
*	67-3630	Plate - Shim 2.2	1

Ref. No.	Part No.	Description	No. Used
*14	67-3640	Plate - Shim 2.25	1
*	67-3650	Plate - Shim 2.3	1
*	67-3660	Plate - Shim 2.35	1
*	67-3670	Plate - Shim 2.4	1
*	67-3680	Plate - Shim 2.45	1
*	67-3690	Plate - Shim 2.5	1
15	67-3700	Tappet Assembly	3
16	67-3810	Pin	3
17	67-3790	Screw	2
18	67-3800	Bracket	1
19	67-3780	Rack Assembly	1
20	67-3750	Washer	2
21	67-3740	Nipple	1
22	67-3730	Screw	1
23	67-3720	Washer	1
24	67-3710	Screw - Air Bleed	1
25	67-3970	Nut	3
27	67-3960	Nozzle Assembly	3
28	67-3950	Piece	3
29	67-3940	Pin	3
30	67-3930	Spring	3

*Not Illustrated



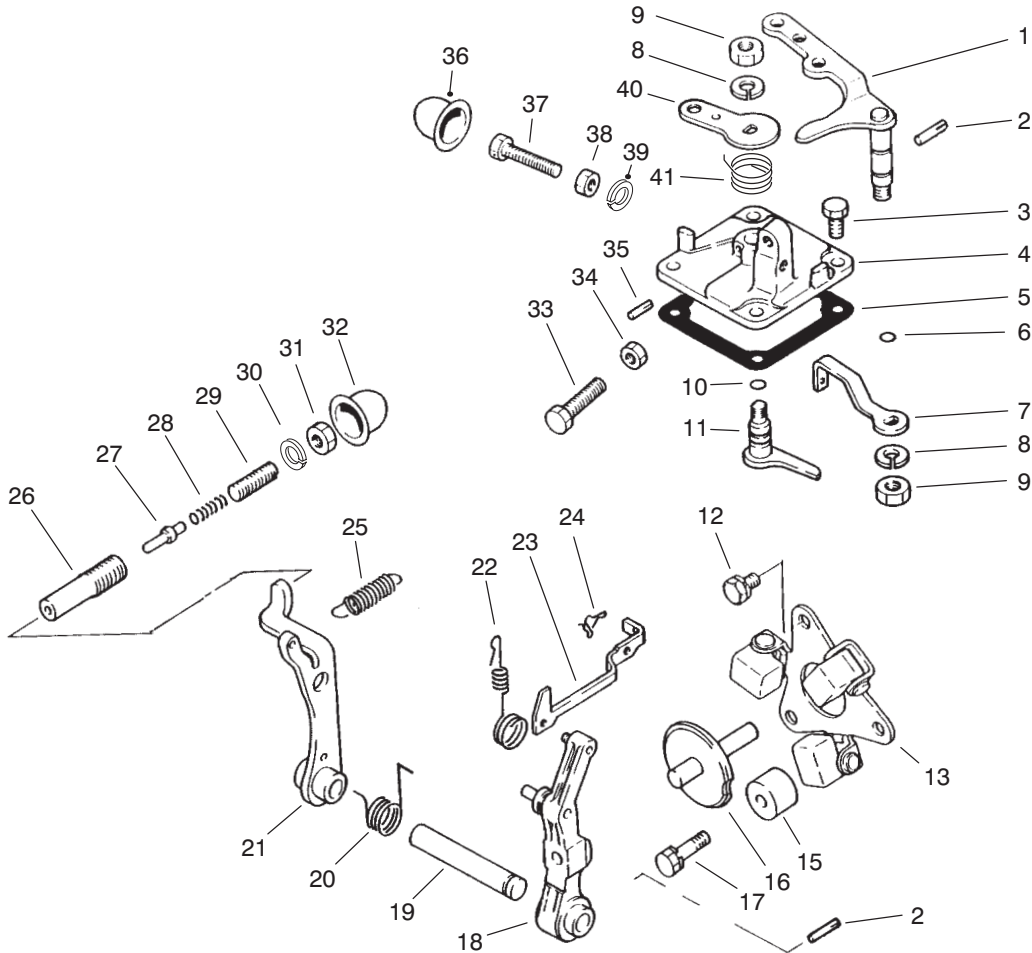
T-0570-3

FUEL INJECTION PUMP ASSEMBLY

Ref. No.	Part No.	Description	No. Used
31	67-3830	Washer 1.25	1
*	67-3840	Washer 1.3	1
*	67-3850	Washer 1.35	1
*	67-3860	Washer 1.4	1
*	67-3870	Washer 1.45	1
*	67-3880	Washer 1.5	1
*	67-3890	Washer 1.55	1
*	67-3900	Washer 1.6	1
*	67-3910	Washer 1.65	1
*	67-3920	Washer 1.7	1

Ref. No.	Part No.	Description	No. Used
32	75-5000	Body Sub-Assy.	3
*	53-8150	Pump Assembly (Incl. Ref. #1-24)	1
*	67-3380	Nozzle & Holder Assembly (Incl. Ref. #25-32)	3

*Not Illustrated



T-0571-2

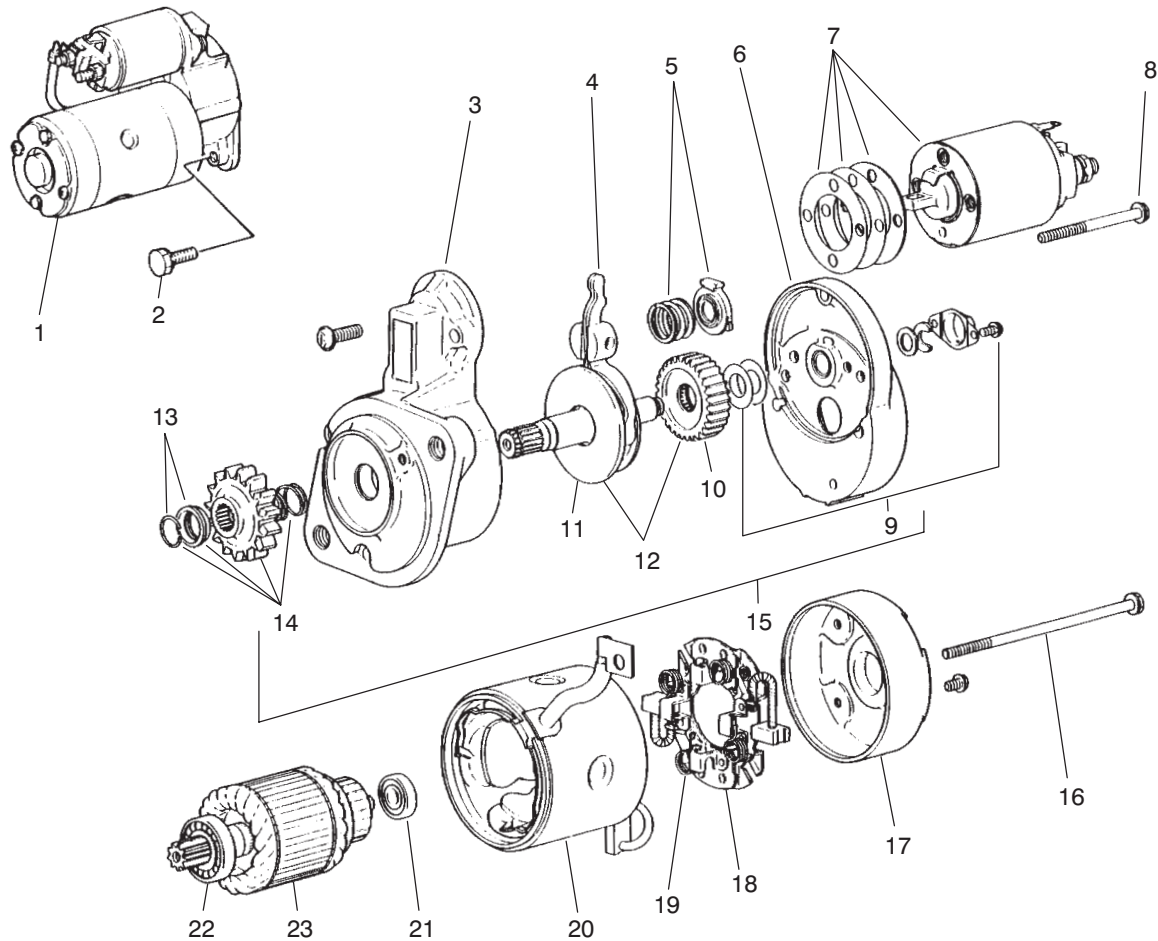
GOVERNOR ASSEMBLY

Ref. No.	Part No.	Description	No. Used
1	67-3990	Lever – Speed Control	1
2	67-4000	Pin	2
3	67-4270	Bolt	4
†4		Cover – Governor	1
5	67-4160	Gasket	1
6	42-8830	Seal – O-Ring	1
7	75-4980	Lever – Governor Spring	1
8	67-3260	Washer	2
9	42-9640	Nut – Jam	2
10	42-8830	Seal – O-Ring	1
11	67-4140	Lever – Stop	1
12	42-9430	Bolt W/Washer	2
13	67-4040	Weight Assembly	1
15	67-4010	Stopper	1
16	67-4070	Shaft – Sliding	1
17	67-4280	Bolt W/Washer	1
18	67-4060	Lever – Governor	1
19	67-4050	Shaft – Governor	1
20	67-5040	Spring	1
21	67-4090	Lever – Tension	1
22	70-8720	Spring – Tie Rod	1

Ref. No.	Part No.	Description	No. Used
23	67-4030	Rod – Tie	1
24	67-4080	Clip	1
25	75-4990	Spring – Governor	1
†26		Case – Torque Set	1
†27		Stopper – Torque Set	1
†28		Spring – Torque Set	1
†29		Screw – Adjusting	1
†30		C-Ring – Torque Set	1
†31		Nut – Torque Set	1
†32		Cover – Torque Set	1
33	42-9420	Bolt – Speed Set	1
34	67-4290	Nut	1
35	67-4120	Pin – Grooved	1
†36		Cover – High Speed Set	1
†37		Bolt – High Speed Set	1
†38		Nut – High Speed Set	1
†39		C-Ring – High Speed Set	1
40	67-4150	Lever – Stop	1
41	94-3827	Spring – Return	1
*†		Torque Spring Set (Incl. Ref. #26-31)	1

*Not Illustrated

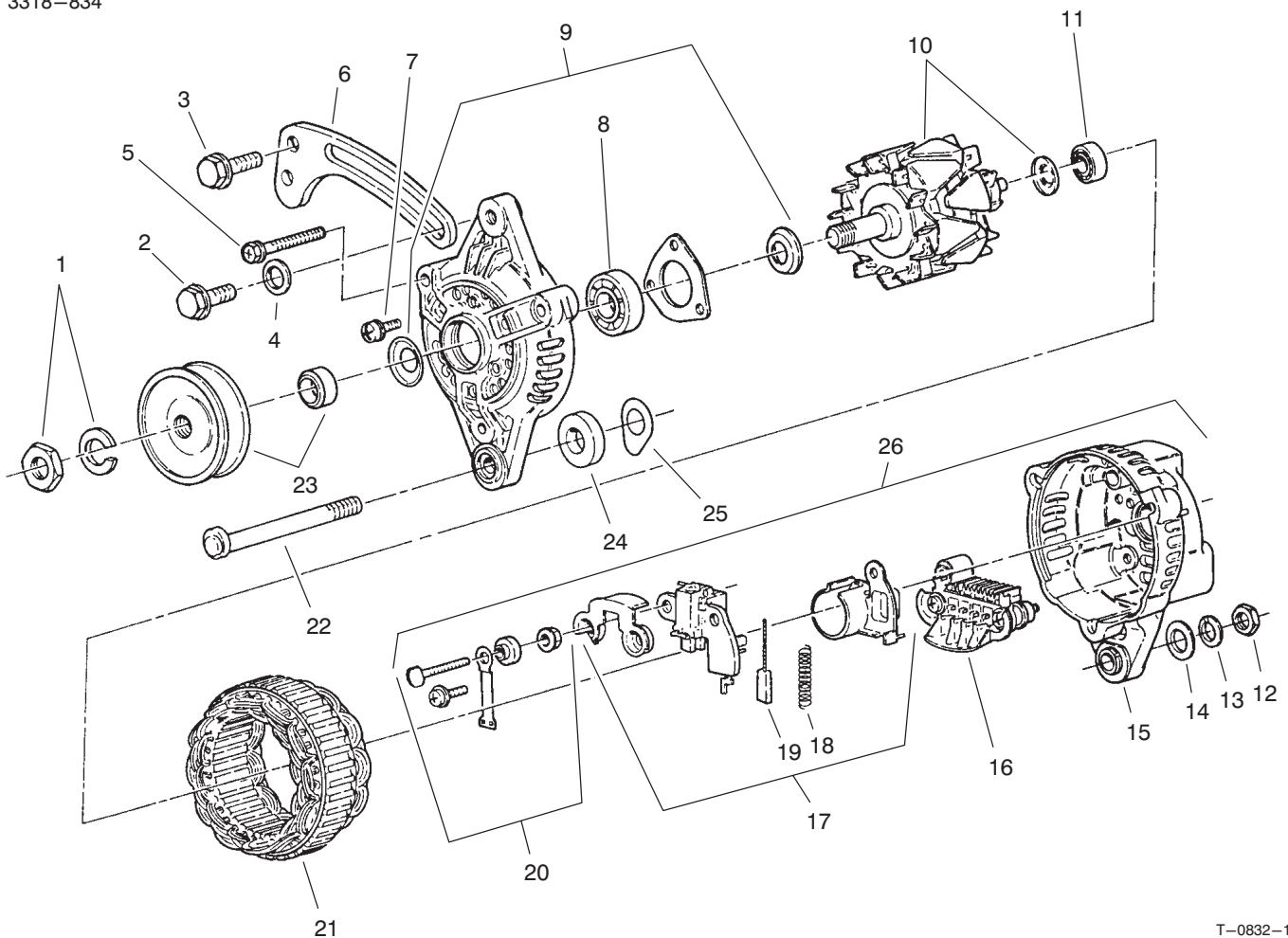
†Item must be serviced by a Mitsubishi Authorized Toro Dealer/Distributor.



T-0572-1

STARTER ASSEMBLY

Ref. No.	Part No.	Description	No. Used	Ref. No.	Part No.	Description	No. Used
1	70-8760	Starter Assembly (Incl. Ref. #3-23)	1	14	67-4770	Pinion Set (Incl. Ref. #13)	1
2	92-0843	Bolt w/Washer	2	15	67-4760	Shaft Assembly (Incl. Ref. #9 - 12 & 14)	1
3	70-8770	Front Bracket Assembly	1	16	56-1610	Bolt	1
4	67-4720	Lever Assembly	1	17	56-1720	Assy. - Bracket (Rear)	1
5	67-4730	Spring Set	1	18	56-1700	Brush Holder Assembly (Incl. Ref. #19)	1
6	70-8780	Center Bracket Assembly	1	19	56-1710	Spring - Brush	4
7	67-4750	Switch Assembly	1	20	67-4800	Yoke Assembly	1
8	52-1570	Bolt Set	1	21	56-1600	Bearing - Rear	1
9	56-1680	Cover Set	1	22	56-1590	Bearing - Front	1
10	56-1670	Gear	1	23	56-1580	Armature Set (Incl. Ref. #21 & 22)	1
11	67-4790	Shaft Assembly	1				
12	67-4780	Gear Set (Incl. Ref. #10 & 11)	1				
13	56-1640	Stopper Set	1				



T-0832-1

ALTERNATOR ASSEMBLY

Ref. No.	Part No.	Description	No. Used
1	43-1920	Nut - Set	1
2	67-4660	Bolt - Flange	1
3	42-9440	Bolt w/Washer	1
4	54-8660	Washer - Flat	1
5	67-4820	Bolt Set	1
6	75-4940	Brace - Generator	1
7	67-4840	Screw - Set	1
8	67-4850	Bearing - Front	1
9	67-4830	Front Bracket Assembly (Incl. Ref. #7 & 8)	1
10	67-4860	Rotor Assembly (Incl. Ref. #11)	1
11	67-4870	Bearing - Rear	1
12	67-4670	Nut	1
13	67-3260	Washer - Lock	1
14	42-9660	Washer - Flat	1
15	72-6140	Cover - Rear	1

Ref. No.	Part No.	Description	No. Used
16	67-4930	Rectifier Assembly	1
17	67-4910	Regulator Assembly (Incl. Ref. #18 & 19)	1
18	43-0510	Spring - Brush	2
19	67-4920	Brush	2
20	67-4900	Terminal Set	1
21	67-4880	Stator Assembly	1
22	67-4640	Bolt	1
23	67-4810	Pulley Set	1
24	67-4620	Spacer	1
25	43-0370	Shim	5
26	67-4890	Rear Bracket Assembly (Incl. Ref. #15-20)	1
*	67-4630	Alternator Assembly (Incl. Ref. #1-25)	1

*Not Illustrated

TORO PART NUMBER INDEX

3318-834

Part No.	Description	Pg. No.	Ref. No.	Qty.	Part No.	Description	Pg. No.	Ref. No.	Qty.
111071	Bumper	15	4	2	39-7310	Seal - O-Ring	46	29	2
116749	Horn Assembly	1	21	1	39-7420	Washer - Lock	5	22	1
146489	Rivet - Pop	1	28	8	39-7420	Washer - Lock	6	42	1
5-3637	Washer - Flat	44	7	1	39-7440	Nut - Lock	5	23	1
5-3637	Washer - Flat	35	16	1	39-7440	Nut - Pitman Arm	6	41	1
12-5450	Screw - Hex. Hd.	43	13	4	42-3560	Screw - Shoulder	17	15	1
18-1720	Joint - Ball	35	49	1	42-7080	Cap	51	2	2
18-2830	Horn Switch Assembly	2	31	1	42-7160	Pin - Dowel	57	46	1
18-4260	Assy. - Screw/Lockwasher	6	9	2	42-7190	Bushing	57	33	2
18-4270	Clamp - Ball Return Guide	6	8	1	42-7210	Plug	55	19	1
18-4340	Plug - Rack Piston End	6	6	1	42-7290	Gasket - Oil Drain	55	16	2
18-5160	Seal Kit - Pitman Shaft	7	*	1	42-7510	Pipe	54	9	1
18-5170	Seal Kit - Valve Ring	7	*	1	42-7840	Key	51	20	1
18-5180	Bearing Kit - Lower Thrust	7	*	1	42-7860	Lock	52	33	12
18-5190	Ball - Chrome Alloy	6	10	11	42-7870	Seal	52	30	6
19-4050	Knob	42	8	2	42-8240	Gasket	58	6	3
19-4050	Knob	31	34	3	42-8830	Seal - O-Ring	60	6	1
20-7150	Toggle Switch Assembly	3	62	1	42-8830	Seal - O-Ring	60	10	1
21-0360	Nut - Hex.	9	6	1	42-9110	Gasket	54	21	1
21-1830	Spring - Tension	8	28	1	42-9110	Gasket - Muffler	35	25	1
21-7670	Case - Differential	21	27	1	42-9250	Screw - Cap Hex. Hd.	12	43	2
21-7690	Gear - Pinion	21	6	2	42-9260	Plug	55	15	1
21-7700	Shaft - Pinion	21	25	1	42-9420	Bolt - Speed Set	60	33	1
21-7720	Washer - Thrust	21	4	2	42-9430	Bolt W/Washer	60	12	2
21-7730	Washer - Thrust	21	7	2	42-9430	Bolt w/Washer	54	7	1
21-7770	Screw - Cap Hex. Hd.	21	26	5	42-9440	Bolt & Washer	35	54	1
21-8090	Shim - .003	21	31	A/R	42-9440	Bolt W/Washer	52	25	4
21-8100	Shim - .005	21	*	A/R	42-9440	Bolt w/Washer	62	3	1
21-8110	Shim - .010	21	*	A/R	42-9440	Bolt w/Washer	55	8	11
21-8120	Shim - .030	21	*	A/R	42-9440	Screw - Cap Hex. Hd.	35	1	3
21-8270	Pin - Alignment	21	3	2	42-9490	Bolt w/Washer	56	10	4
21-9260	Spacer	5	4	1	42-9490	Bolt w/Washer	51	11	2
22-8330	Plug	49	1	2	42-9490	Bolt w/Washer	55	18	18
22-8340	Spring	49	3	2	42-9510	Bolt	52	42	1
22-8350	Ball	49	4	2	42-9530	Screw - Cap Hex. Hd.	37	10	25
22-8360	Pin - Cam	49	6	2	42-9530	Screw - Cap Hex. Hd.	12	21	9
22-8370	Seat-Check Valve	49	5	2	42-9570	Stud	54	20	4
22-8380	Retainer - Spring	49	10	2	42-9570	Stud - Muffler	35	24	4
22-8410	Spring	49	11	1	42-9580	Nut - Lock	35	33	2
22-8420	Spool	49	8	1	42-9590	Nut	52	17	6
22-8480	Ring - Retaining, Spool	49	13	1	42-9640	Nut - Jam	60	9	2
22-8490	Ring - Retaining	49	14	1	42-9650	Nut - Jam	57	30	1
22-8500	O-Ring	49	9	2	42-9660	Washer	52	39	4
23-3030	Spacer	49	12	1	42-9660	Washer - Flat	62	14	1
23-7270	Nut - Lug	24	1	10	42-9850	Washer - Lock	12	20	12
23-7270	Nut - Lug	28	18	10	42-9850	Washer - Lock	40	21	3
24-7922	Conduit - Hose (Europe)	47	36	1	42-9850	Washer - Lock	35	26	4
24-7923	Conduit - Hose (Europe)	47	35	2	42-9850	Washer - Lock	37	32	42
26-0071	Bumper	1	9	2	43-0370	Shim	62	25	5
27-2360	Ignition Switch Assembly	2	43	1	43-0510	Spring - Brush	62	18	2
27-5360	Hose - Fuel	35	13	1	43-1920	Nut - Set	62	1	1
27-5360	Hose - Fuel	43	14	2	43-1950	Valve	47	9	1
27-6590	Spacer - Thick	33	7	4	43-2550	Filter	43	37	1
27-6600	Spacer - Thin	33	3	4	43-2560	Gasket	43	36	1
28-8200	O-Ring	6	27	1	43-2570	Gasket	43	38	1
28-8210	Bolt - Flange Hex. Hd.	6	17	4	43-2580	Magnet	43	35	1
28-8220	Nut - Lash Adjuster	6	16	1	43-2710	O-Ring	54	36	2
28-8270	Seal Service Kit - End Plug	7	*	1	43-2820	Cap - Sealing	53	47	1
28-8280	Seal Kit - Side Cover	6	14	1	43-3160	Screw - Adjusting	52	44	1
28-8290	Seal Service Kit	7	*	1	43-5150	Piston	48	11	1
33-1300	Assembly - Element	45	5	1	43-5920	Washer - Lock	35	17	1
33-1310	Baffle	45	8	1	43-5960	Nut - Special	53	46	1
33-1330	Assembly - Nut	45	6	1	43-5970	Nut	43	23	2
33-1340	Clamp Assembly	45	7	1	43-6550	Ring - Retaining	5	10	2
33-1350	Band Assembly	45	3	2	43-6710	Shim - .003	21	14	A/R
33-3090	Bushing - Flange	19	7	4	43-6711	Shim - .005	21	*	A/R
36-2250	Bolt - Shoulder	35	3	1	43-6712	Shim - .010	21	*	A/R
36-3400	Decal - No Step	42	10	1	43-6713	Shim - .030	21	*	A/R
36-4790	Washer - Thrust	35	39	3	43-6750	Cup - Bearing	21	10	1
39-7310	O-Ring	6	35	3	43-6760	Cone - Bearing	21	9	1

*Not Illustrated

TORO PART NUMBER INDEX (Cont.)

Part No.	Description	Pg. No.	Ref. No.	Qty.	Part No.	Description	Pg. No.	Ref. No.	Qty.
44-0760	Decal - Warning	19	33	2	65-5220	Screw - Hex. Socket Hd.	16	40	3
44-2230	Disc - Rubber	33	4	2	65-5360	Spring - Extension	5	35	1
46-3710	Fitting - 90°	43	32	2	66-3160	Screw - Cap Hex. Hd.	12	6	4
46-7510	Hood - Air Inlet	44	21	1	66-3160	Screw - Cap Hex. Hd.	36	24	7
46-8091	Screw - Hex. Flange Hd.	31	10	4	66-3160	Screw - Cap Hex. Hd.	12	39	4
48-7560	Screw - Cap Hex. Hd.	37	24	1	66-3240	Cap - Radiator	31	12	1
48-7650	Screw - Cap Hex. Hd.	43	1	2	66-6840	Decal - Caution	27	29	2
48-7660	Screw - Cap Hex. Hd.	35	51	2	66-8700	Glow Plug Indicator Assy.	43	26	1
48-7700	Screw - Cap Hex. Hd.	40	9	3	66-8800	Relay	43	12	1
48-7700	Screw - Cap Hex. Hd.	35	23	6	67-2200	Seal	51	4	4
48-7730	Screw - Cap Hex. Hd.	37	18	5	67-2210	Plug	57	36	3
48-7740	Screw - Cap Hex. Hd.	5	15	4	67-2220	Guide	57	8	1
48-7880	Nut - Lock	35	18	1	67-2230	Oil Seal	57	14	1
48-7930	Nut	35	27	4	67-2250	Bolt	51	5	8
48-7930	Nut - Hex.	37	2	1	67-2270	Case	57	15	1
48-8000	Washer - Lock	43	24	2	67-2280	Gasket	57	13	1
48-8010	Washer - Lock	35	52	2	67-2290	Cover	57	10	1
48-8070	Washer - Flat	5	6	1	67-2300	Gasket	57	9	1
48-9520	Nut - Lock	27	28	2	67-2310	Plate	55	6	1
48-9520	Nut - Lock	36	40	3	67-2320	Gasket - Plate	55	7	1
48-9590	Washer - Lock	35	29	10	67-2330	Bolt	56	3	2
49-7810	Nut - Lock	43	42	2	67-2330	Bolt	57	16	6
49-9150	Washer - Flat	17	2	1	67-2330	Bolt	54	34	4
49-9150	Washer - Flat	16	36	1	67-2340	Bolt w/Washer	55	3	3
51-5610	Pin - Alignment	35	20	3	67-2340	Bolt w/Washer	57	11	2
51-5610	Pin - Dowel	52	26	3	67-2340	Bolt w/Washer	54	17	2
52-1570	Bolt Set	61	8	1	67-2350	Plug	57	25	1
53-8150	Fuel Pump Assembly	43	39	1	67-2360	Bushing	57	26	2
53-8150	Pump Assembly	59	*	1	67-2370	Bushing	57	32	1
54-0110	Element - Oil Filter	43	30	1	67-2380	Bushing	57	27	3
54-8660	Washer - Flat	62	4	1	67-2390	Plug	57	24	1
54-9180	Cross & Bearing Kit	22	2	2	67-2410	Bearing Set 0.25	51	*	1
55-7120	Switch - Brake Light	8	32	1	67-2420	Bearing Set 0.50	51	*	1
56-0020	Plug	57	12	3	67-2440	Bolt w/Washer	57	22	6
56-0020	Plug	51	24	3	67-2450	Dipstick	57	5	1
56-0020	Plug - Expansion	54	18	1	67-2480	Gasket - Oil Pan	55	17	1
56-0100	Plug	57	37	1	67-2500	Plunger	55	25	1
56-0220	Pin	57	35	2	67-2510	Spring	55	26	1
56-0480	Key - Woodruff	51	8	1	67-2520	Plug	55	28	1
56-0480	Key - Woodruff	52	18	2	67-2530	Gear - Inner	55	12	1
56-1230	Shaft - Oil Filter	57	28	1	67-2540	Gear - Outer	55	11	1
56-1580	Armature Set	61	23	1	67-2550	Housing - Oil Pump	55	10	1
56-1590	Bearing - Front	61	22	1	67-2560	Bolt w/Washer	55	9	3
56-1600	Bearing - Rear	61	21	1	67-2570	Plug	55	29	1
56-1610	Bolt	61	16	1	67-2570	Plug - Taper	54	19	1
56-1640	Stopper Set	61	13	1	67-2580	Gasket - Case	55	2	1
56-1670	Gear	61	10	1	67-2590	Oil Seal	55	23	1
56-1680	Cover Set	61	9	1	67-2600	Bolt	56	5	1
56-1700	Brush Holder Assembly	61	18	1	67-2600	Bolt	55	21	3
56-1710	Spring - Brush	61	19	4	67-2610	Bolt	56	9	2
56-1720	Assy. - Bracket (Rear)	61	17	1	67-2610	Bolt	55	22	4
56-7973	Clamp - Hydraulic Tube	46	17	4	67-2620	Bolt	55	24	1
57-6380	Screw - Cap Hex. Hd.	12	27	3	67-2630	O-Ring	55	20	2
58-4250	Magnet	31	11	2	67-2640	Cap	55	30	1
60-6750	Screw - Cap Hex. Hd.	37	4	11	67-2650	Oil Fill Cap Assembly	55	32	1
62-5550	Decal - TORO	1	2	1	67-2660	O-Ring	55	31	1
62-7650	Gasket - Sending Unit	44	3	1	67-2670	Hose - Breather	54	8	1
63-7440	Solenoid - Shutoff	53	49	1	67-2680	Hanger - Engine	54	16	2
63-7640	Unit - Sending	44	4	1	67-2700	Guide - Valve	54	42	6
63-7790	Screw - Cap Hex. Hd.	35	28	12	67-2710	Cap - Sealing	54	41	3
63-8140	Pulley	31	19	1	67-2730	Bolt	54	43	8
63-8280	Head - Filter	43	18	1	67-2740	Bolt - Flange	54	15	3
63-8290	Vent - Air	43	19	1	67-2760	Gasket	54	14	1
63-8300	Element - Filter	43	20	1	67-2770	Nut - Cap	54	12	2
63-8310	Drain - Filter	43	21	1	67-2780	Washer	54	13	2
63-8360	Key - Ignition	2	10	1	67-2850	Connecting Rod Assembly	52	9	3
63-9230	Battery	42	7	1	67-2860	Bolt	52	12	6
63-9640	Hose - Fuel	44	12	1	67-2890	Bearing Set 0.25 US	52	*	3
63-9640	Hose - Fuel Tank to Pump	43	33	1	67-2900	Bearing Set 0.50 US	52	*	3
65-5100	Handle	31	9	2	67-2940	Nut - Jam	52	22	1

*Not Illustrated

TORO PART NUMBER INDEX (Cont.)

3318-834

Part No.	Description	Pg. No.	Ref. No.	Qty.	Part No.	Description	Pg. No.	Ref. No.	Qty.
67-2950	Washer	52	20	1	67-3700	Tappet Assembly	58	15	3
67-2960	Washer - Lock	52	21	1	67-3710	Screw - Air Bleed	58	24	1
67-2980	Gear - Ring	52	15	1	67-3720	Washer	58	23	1
67-2990	Bolt	52	14	4	67-3730	Screw	58	22	1
67-3000	Washer	51	10	2	67-3740	Nipple	58	21	1
67-3010	Cam Shaft	51	7	1	67-3750	Washer	58	20	2
67-3030	Bearing	51	9	2	67-3760	Plate - Lock	58	2	3
67-3050	Bearing	51	22	1	67-3770	Screw w/Washer	58	1	3
67-3060	Shaft	51	21	1	67-3780	Rack Assembly	58	19	1
67-3080	Ring - Retaining	51	23	1	67-3790	Screw	58	17	2
67-3100	Retainer	52	32	6	67-3800	Bracket	58	18	1
67-3110	Spring	52	31	6	67-3810	Pin	58	16	3
67-3120	Tappet	52	6	6	67-3830	Washer 1.25	59	31	1
67-3130	Valve - Intake	52	28	3	67-3840	Washer 1.3	59	*	1
67-3140	Valve - Exhaust	52	29	3	67-3850	Washer 1.35	59	*	1
67-3150	Rod - Push	52	5	6	67-3860	Washer 1.4	59	*	1
67-3160	Arm - Rocker	52	1	6	67-3870	Washer 1.45	59	*	1
67-3170	Spring	52	40	2	67-3880	Washer 1.5	59	*	1
67-3180	Cap	52	34	6	67-3890	Washer 1.55	59	*	1
67-3190	Rocker Shaft Assembly	52	38	1	67-3900	Washer 1.6	59	*	1
67-3200	Stay - Rocker	52	35	3	67-3910	Washer 1.65	59	*	1
67-3210	Screw - Adjusting	52	4	6	67-3920	Washer 1.7	59	*	1
67-3220	Pin	52	37	1	67-3930	Spring	58	30	3
67-3230	Nut - Jam	52	2	6	67-3940	Pin	58	29	3
67-3240	Ring - Retaining	52	3	2	67-3950	Piece	58	28	3
67-3250	Bolt - Rockers Stay	52	43	2	67-3960	Nozzle Assembly	58	27	3
67-3260	Washer	60	8	2	67-3970	Nut	58	25	3
67-3260	Washer	52	41	6	67-3990	Lever - Speed Control	60	1	1
67-3260	Washer - Lock	62	13	1	67-4000	Pin	60	2	2
67-3280	Shim 0.2	57	38	1	67-4010	Stopper	60	15	1
67-3290	Shim 0.3	57	*	1	67-4030	Rod - Tie	60	23	1
67-3300	Shim 0.5	57	*	1	67-4040	Weight Assembly	60	13	1
67-3310	Shim 0.4	57	*	1	67-4050	Shaft - Governor	60	19	1
67-3320	Shim 0.6	57	*	1	67-4060	Lever - Governor	60	18	1
67-3330	Shim 0.7	57	*	1	67-4070	Shaft - Sliding	60	16	1
67-3340	Shim 0.8	57	*	1	67-4080	Clip	60	24	1
67-3350	Shim 0.9	57	*	1	67-4090	Lever - Tension	60	21	1
67-3360	Shim 1.0	57	*	1	67-4120	Pin - Grooved	60	35	1
67-3370	Bolt w/Washer	57	39	4	67-4140	Lever - Stop	60	11	1
67-3380	Nozzle & Holder Assembly	59	*	3	67-4150	Lever - Stop	60	40	1
67-3380	Nozzle & Holder Assembly	57	6	1	67-4160	Gasket	60	5	1
67-3390	Gasket	57	7	3	67-4250	Cover	53	48	1
67-3400	Pipe No. 1 Assembly	57	42	1	67-4270	Bolt	60	3	4
67-3410	Pipe No. 2 Assembly	57	43	1	67-4280	Bolt W/Washer	60	17	1
67-3420	Assy. - Pipe No. 3	57	1	1	67-4290	Nut	60	34	1
67-3430	Nut	57	2	3	67-4310	Gasket	52	23	1
67-3440	Gasket	57	4	3	67-4330	Oil Filter Assembly	57	40	1
67-3460	Sub-Assy. - Housing	58	9	1	67-4340	Screen Assembly	57	31	1
67-3470	Holder - Delivery Valve	58	3	3	67-4350	Oil Pressure Switch	56	8	1
67-3480	O-Ring	58	4	3	67-4360	Pulley	56	1	1
67-3490	Spring	58	5	3	67-4380	Pump Assembly	56	6	1
67-3500	Sub-Assy. - Valve	58	7	3	67-4390	Gasket	56	7	1
67-3520	Sub-Assy. - Sleeve	58	10	3	67-4400	Bolt	54	1	2
67-3530	Seat	58	11	3	67-4400	Bolt	56	4	1
67-3540	Spring	58	12	3	67-4410	V-Belt	56	2	1
67-3550	Seat	58	13	3	67-4430	Gasket - Thermostat	35	43	1
67-3560	Plate - Shim 1.85	58	14	1	67-4460	Gasket (Thermostat Fitting)	54	31	1
67-3570	Plate - Shim 1.9	58	*	1	67-4470	Bolt	54	33	1
67-3580	Plate - Shim 1.95	58	*	1	67-4480	Pipe - By-Pass	54	37	1
67-3590	Plate - Shim 2.0	58	*	1	67-4510	Gauge Nut - Water Temp.	54	35	1
67-3600	Plate - Shim 2.05	58	*	1	67-4550	Gasket - Intake Manifold	54	44	1
67-3610	Plate - Shim 2.1	58	*	1	67-4570	Gasket - Exhaust Manifold	54	26	1
67-3620	Plate - Shim 2.15	58	*	1	67-4590	Bolt	54	23	6
67-3630	Plate - Shim 2.2	58	*	1	67-4620	Spacer	62	24	1
67-3640	Plate - Shim 2.25	58	*14	1	67-4630	Alternator Assembly	62	*	1
67-3650	Plate - Shim 2.3	58	*	1	67-4640	Bolt	62	22	1
67-3660	Plate - Shim 2.35	58	*	1	67-4660	Bolt - Flange	62	2	1
67-3670	Plate - Shim 2.4	58	*	1	67-4670	Nut	62	12	1
67-3680	Plate - Shim 2.45	58	*	1	67-4690	Plate - Glow Plug	54	40	1
67-3690	Plate - Shim 2.5	58	*	1	67-4720	Lever Assembly	61	4	1

*Not Illustrated

TORO PART NUMBER INDEX (Cont.)

Part No.	Description	Pg. No.	Ref. No.	Qty.	Part No.	Description	Pg. No.	Ref. No.	Qty.
67-4730	Spring Set	61	5	1	84-1680	Ring - Retaining	48	7	1
67-4750	Switch Assembly	61	7	1	84-1880	Fan	31	29	1
67-4760	Shaft Assembly	61	15	1	84-2780	Decal - No Step (Japan)	42	10	1
67-4770	Pinion Set	61	14	1	84-6660	Decal - Fluid (Japan)	31	33	1
67-4780	Gear Set	61	12	1	86-4760	Spring	35	48	3
67-4790	Shaft Assembly	61	11	1	87-0150	Tower - Control Arm RH	19	9	1
67-4800	Yoke Assembly	61	20	1	87-0160	Tower - Control Arm LH	19	*	1
67-4810	Pulley Set	62	23	1	87-0210	Arm - Control Lower RH	20	32	1
67-4820	Bolt Set	62	5	1	87-0220	Arm - Control Lower LH	20	*	1
67-4830	Front Bracket Assembly	62	9	1	87-0690	Spring - Compression	19	15	2
67-4840	Screw - Set	62	7	1	87-0710	Hood	1	1	1
67-4850	Bearing - Front	62	8	1	87-0740	Key - Supervisor Switch	2	17	1
67-4860	Rotor Assembly	62	10	1	87-1430	Joint - Upper Ball	20	35	2
67-4870	Bearing - Rear	62	11	1	87-1450	Bushing - Flange	20	4	8
67-4880	Stator Assembly	62	21	1	87-1490	Spring - Leaf	27	15	2
67-4890	Rear Bracket Assembly	62	26	1	87-1500	Steering Gear (Complete)	7	*	1
67-4900	Terminal Set	62	20	1	87-1500	Steering Gear Assembly	5	20	1
67-4910	Regulator Assembly	62	17	1	87-1720	Nut - Supervisor Switch	2	18	1
67-4920	Brush	62	19	2	87-1910	Pin - Alignment	12	13	2
67-4930	Rectifier Assembly	62	16	1	87-1920	Seal - Shaft	12	8	2
67-5040	Spring	60	20	1	87-1970	Bearing Matched Set	28	20	2
68-3840	Ball Joint	8	23	2	87-2040	Lever - Shift	16	16	1
68-9950	Spring - Extension	36	41	1	87-2080	Screw - Cap Hex. Hd.	24	3	10
70-1480	Relay - S.P.D.T.	43	44	1	87-2080	Stud - Drive	28	12	10
70-8560	Retainer - Indicator	43	27	1	87-2100	Bearing - Release	12	26	1
70-8680	Pulley - Crankshaft	52	19	1	87-2110	Tail Light Assembly	50	10	1
70-8700	Pipe - Fuel Return	57	3	1	87-2120	Headlight Assembly	1	3	2
70-8720	Spring - Tie Rod	60	22	1	87-2240	Housing - Axle	28	7	2
70-8750	Manifold - Exhaust	54	24	1	87-2260	Boot - Shift Lower	16	28	1
70-8760	Starter Assembly	61	1	1	87-2280	Bearing	5	25	3
70-8770	Front Bracket Assembly	61	3	1	87-2310	Clevis - Cable	36	36	3
70-8780	Center Bracket Assembly	61	6	1	87-2310	Clevis - Cable	16	47	2
71-3381	Tube - Overflow	31	1	2	87-2420	Seal - Ball Joint	20	7	4
71-3383	Hose - Overflow	31	4	1	87-2440	Bumper	1	7	2
71-4330	Seal - Oil	21	20	1	87-2480	Link - Stabilizer	19	24	2
71-4340	Washer	21	17	1	87-2500	Sleeve - Spring Pivot	19	12	2
71-4350	Nut - Lock	21	18	1	87-2510	Bracket - Seat Frame	15	11	2
71-5320	Washer - Flat	17	18	1	87-2520	Tube - Pivot	16	21	1
72-4310	Switch - Ball N.C.	36	1	1	87-2590	Shaft - Brake	8	35	1
72-6140	Cover - Rear	62	15	1	87-2710	Lever - Parking Brake	17	29	1
74-0720	Tube - Manual	15	1	1	87-2720	Driveshaft	33	10	1
75-4706	Hose	35	14	1	87-2750	Spacer - Bearing	33	12	1
75-4706	Hose - Fuel	44	11	1	87-2880	Shaft - Accelerator Pedal	8	6	1
75-4900	Bearing Set STD	51	3	1	87-2900	Spring - Compression	16	24	1
75-4910	Oil Pan Assembly	55	14	1	87-3000	Rim - Rear 23	28	*	2
75-4940	Brace - Generator	62	6	1	87-3040	Reservoir - Master Cylinder	9	1	1
75-4970	Sub-Assy. - Element	58	8	3	87-3060	Washer - Flat	28	25	2
75-4980	Lever - Governor Spring	60	7	1	87-3060	Washer - Flat	24	35	2
75-4990	Spring - Governor	60	25	1	87-3070	Cable - Battery Pos.	35	34	1
75-5000	Body Sub-Assy.	59	32	3	87-3080	Cable - Battery Neg.	42	23	1
75-5010	Bearing Set STD	52	8	3	87-3110	Absorber - Shock	19	29	2
75-5020	Pump Assembly	57	41	1	87-3110	Shock Absorber	27	8	2
75-5040	Gasket Kit	55	*	1	87-3120	Steering Column & Shaft	5	*	1
75-5050	Ring Set STD	52	11	3	87-3130	Lever - Tilt Steering	5	36	1
75-5060	Ring Set 0.25 OS	52	*	3	87-3140	Support - Rear	44	15	1
75-5070	Ring Set 0.50 OS	52	*	3	87-3150	Support - Front	44	27	1
75-5110	Cover Assembly	52	24	1	87-3160	Strap - Tank Support	44	29	2
75-5120	Gasket	53	45	1	87-3170	Pad - Tank Support Strap	44	30	2
75-6820	Hourmeter	2	16	1	87-3250	Mount - Bearing	5	26	3
75-9610	Spacer	46	7	1	87-3290	Tire - Rear 23	28	*	2
76-2290	Spacer	17	37	1	87-3300	Tire	24	34	2
76-4430	Fitting - Fuel 90°	44	9	1	87-3310	Clip - Brake Cable	24	4	2
76-8750	Plate - Warning	31	16	1	87-3310	Clip - Brake Cable	28	8	2
76-9100	Spacer	34	17	6	87-3370	Pulley	33	13	1
76-9100	Spacer - Hi-Lo Lever	16	35	1	87-3410	Housing - Thermostat	35	44	1
80-6990	Washer	28	39	4	87-3450	Plug	24	29	2
80-6990	Washer - Flat	36	39	3	87-3460	Boot - Tilt Steering	5	2	1
80-8040	Decal - Caution	33	1	1	87-3470	Bumper - Spring	27	14	2
83-6030	Decal - Caution (Japan)	33	1	1	87-3480	Plate - Brake Equalizer	17	22	1
83-9150	Decal - Fluid	31	33	1	87-3520	Clevis	16	27	1

*Not Illustrated

TORO PART NUMBER INDEX (Cont.)

3318-834

Part No.	Description	Pg. No.	Ref. No.	Qty.	Part No.	Description	Pg. No.	Ref. No.	Qty.
87-3530	Button - Shifter	16	29	1	87-4730	Guard - Belly	34	19	2
87-3540	Link - Shift	16	20	2	87-4760	Bushing	27	12	12
87-3560	Tee - Brake Line	10	18	1	87-4820	Bracket - Cable	36	27	1
87-3560	Tee - Brake Line	46	32	1	87-4870	Hose - Hydraulic	47	4	1
87-3560	Tee - Brake Tube	27	23	1	87-4880	Hose - Hydraulic	47	3	1
87-3570	Fitting - Union	10	6	2	87-4900	Hose - Hydraulic	47	31	1
87-3570	Union - Brake Line	8	5	2	87-4910	Hose - Hydraulic	47	13	1
87-3570	Union - Brake Line	27	25	1	87-4920	Hose - Hydraulic	43	43	1
87-3580	Retainer	27	4	2	87-4960	Clamp - Cable	16	42	1
87-3580	Retainer	20	9	2	87-4970	Engine Mount Assembly	20	17	4
87-3580	Retainer	24	11	2	87-4970	Engine Mount Assembly	34	13	2
87-3580	Retainer - Brake Hose	28	2	2	87-4970	Transaxle Mount Assembly	36	18	2
87-3580	Retainer - Brake Hose	10	8	2	87-5030	Lever - Differential Lock	17	3	1
87-3590	Seal - Bearing	28	22	2	87-5060	Cushion - Seat Bottom	13	7	2
87-3600	Spacer	19	3	10	87-5080	Spacer - Connecting	46	25	1
87-3610	Bracket - Detent	5	34	1	87-5100	Washer	36	17	4
87-3650	Pin - Shift	16	18	1	87-5100	Washer - Flat	34	12	4
87-3660	Spring - Compression	16	30	1	87-5100	Washer - Snubbing	20	18	8
87-3670	Hose - Hydraulic	47	21	1	87-5110	Support - Lower	42	17	1
87-3680	Assembly - Relief Valve	46	*	1	87-5120	Bracket - Battery Base	42	13	1
87-3710	Overflow Reservoir Assembly	31	3	1	87-5130	Cover - Battery Base	42	9	1
87-3720	Retainer - Cylinder	47	17	2	87-5140	Nut - Lock	46	8	1
87-3750	Cover - Steering Wheel	5	9	1	87-5150	Screw - Cap Hex. Hd.	46	4	1
87-3760	Plate - Shift Boot	13	14	1	87-5280	Shaft - Release	12	4	1
87-3770	Bushing - Sleeve	12	9	2	87-5300	Fork - Clutch	12	23	1
87-3780	Box - Glove	2	3	1	87-5320	Guide - Release	12	25	1
87-3790	Switch - Light	2	19	1	87-5330	Washer	19	2	8
87-3800	Bracket - Seat Bottom	13	3	3	87-5350	Bracket - Switch	12	14	1
87-3820	Wheel - Steering	5	7	1	87-5360	Lever	12	17	1
87-3830	Rear Brake Assembly - RH	30	*	1	87-5370	Rear Tire & Wheel Assembly	29	*	2
87-3840	Rear Brake Assembly - LH	30	*	1	87-5490	Switch - Neutral	12	15	1
87-3850	Bar - Anti-Sway	19	17	1	87-5580	Fuel Gauge Assembly	2	15	1
87-3860	Link - Anti-Sway Bar	19	5	2	87-5590	Temperature Gauge Assy.	2	8	1
87-3890	Bracket - Anti-Sway Bar	19	18	2	87-5700	Hydraulic Pump Assembly	31	22	1
87-3910	Bushing - Anti-Sway Bar	19	19	2	87-5730	Hose - Hydraulic	36	4	1
87-3920	Bushing - Rubber	19	4	16	87-5730	Hose - Hydraulic	43	8	1
87-3920	Bushing - Rubber	27	7	8	87-5770	U-Bracket - Tail Light	50	5	1
87-3940	Mount - Spring RH	27	*	1	87-5800	Bracket - Mount	36	21	2
87-3960	Mount - Spring LH	27	18	1	87-5910	Decal - Supervisor	3	55	1
87-3980	Shackle - Spring	27	11	4	87-5920	Decal - Danger	14	26	1
87-3990	Oil Strainer Assembly	36	26	1	87-5930	Decal - Caution	13	10	1
87-4010	Clamp - Anti-Sway Bar	19	20	2	87-5940	Decal - Rollover	18	2	1
87-4060	Spacer - Bearing	28	21	2	87-5960	Decal - Axle	13	11	1
87-4070	Bumper - Front	1	14	1	87-5970	Decal - PTO	13	16	1
87-4080	Tube - Brake LH	28	6	1	87-5980	Decal - ROPS	18	3	2
87-4090	Tube - Brake RH	28	1	1	87-5990	Decal - PTO	28	40	1
87-4100	Hose - Brake	28	3	2	87-6000	Decal - Differential	13	17	1
87-4100	Hose - Brake	27	5	2	87-6010	Decal - Dump Hyd.	13	19	1
87-4110	Puck - Engine Adapter	35	41	1	87-6020	Decal - Brake	13	20	1
87-4120	Driveshaft	33	5	1	87-6040	Bracket - Shifter	16	22	1
87-4150	Hose - Radiator Lower	31	32	1	87-6060	Decal - ATF	28	4	1
87-4150	Hose - Radiator Lower	35	35	1	87-6170	Frame - Seat	15	14	1
87-4230	Harness - Wire Front LH	2	41	1	87-6240	Bracket - Seat Back	15	23	4
87-4250	Harness - Wire Rear	42	22	1	87-6270	Socket & Bulb Assembly	3	60	4
87-4260	Shift Cable Assembly	36	43	2	87-6280	Plate - Seat Back	15	18	2
87-4340	Clamp - Cable	16	10	1	87-6290	Cushion - Seat Back	15	17	2
87-4350	Lever - Hi-Lo	16	2	1	87-6300	Lens	50	7	1
87-4420	Hi-Lo Cable Assembly	36	44	1	87-6310	Gasket	50	9	1
87-4460	Differential Lock Cable	17	11	1	87-6320	Bulb - Headlight	1	5	2
87-4470	Bracket	36	23	1	87-6330	Lens - Headlight	1	6	2
87-4490	Bracket - Hold-Down	46	22	1	87-6370	Rear Tire & Wheel Assembly	29	*	2
87-4500	Rod - Pivot	46	2	1	87-6410	Bracket - Harness	12	18	2
87-4510	Rod - Connecting	46	3	1	87-6570	Foam - Seal	16	38	1
87-4520	Bracket - Dump Valve	47	27	1	87-6620	Screw	1	10	15
87-4560	Tube - Hydraulic	46	14	1	87-6620	Screw - Torx Hd.	12	42	2
87-4560	Tube - Hydraulic	47	33	1	87-6620	Screw - Torx, Pan Hd.	8	44	2
87-4690	Cover - Clutch	35	21	1	87-6640	Lever - Dump Stop	17	14	1
87-4700	Disc - Clutch	35	19	1	87-6660	Fender - Rear 24	50	17	2
87-4710	Spacer - Barking Brake	17	13	1	87-6670	Decal - Fuse	3	54	1
87-4720	Plate - Steering Boot	5	3	1	87-6710	Switch - Supervisor	36	33	1

*Not Illustrated

TORO PART NUMBER INDEX (Cont.)

Part No.	Description	Pg. No.	Ref. No.	Qty.	Part No.	Description	Pg. No.	Ref. No.	Qty.
87-6720	Knob	16	17	1	87-9480	Fender - Front	14	24	2
87-6740	Tire - Rear 24	28	16	2	87-9530	Transaxle Assembly	36	22	1
87-6750	Rim - Rear 24	28	19	2	87-9600	Housing - Axle RH	24	28	1
87-6890	Hold - Hand	13	1	1	87-9620	Housing - Axle LH	24	*	1
87-6900	Tube - Hydraulic	34	10	1	87-9640	Arm - Pitman	5	21	1
87-6910	Spring - Compression	36	13	1	87-9650	Cover - Steering Gear	15	27	4
87-6950	Receiver - LH	18	6	1	87-9660	Trim	15	24	1
87-6960	Receiver - RH	18	7	1	87-9810	Foam - Overflow Tank	31	37	1
87-7040	Bracket - Oil Filter	43	4	1	87-9840	Shaft - Clutch	23	1	1
87-7050	Cap - Reservoir	31	43	1	87-9890	Decal - Dash	3	56	1
87-7090	Assembly - Frame, R.O.P.S.	18	1	1	87-9980	Decal - Load	1	16	1
87-7110	Assembly - Axle, Rear	28	5	1	92-0650	Bearing - Ball	39	22	1
87-7150	Assembly - Cradle, Spring	19	13	2	92-0651	Case - Transaxle	37	19	1
87-7160	Assembly - Clevis, Cable	16	7	1	92-0652	Cover - Upper	37	7	1
87-7170	Bracket - Clutch Spring	36	42	1	92-0653	Cover - Side	37	9	1
87-7270	Washer - Flat	28	23	6	92-0654	Carrier - Differential	37	17	1
87-7290	Fitting - Hydraulic	34	9	1	92-0655	Cover - Seal	37	30	1
87-7330	Hose - Radiator Upper	31	7	1	92-0656	Cover - P.T.O.	37	1	1
87-7330	Hose - Radiator Upper	35	45	1	92-0662	Cap - Oil	37	5	1
87-7350	Hose - Suction	34	6	1	92-0663	Shaft - Main	39	16	1
87-7380	Bracket - Relay/Indicator	43	10	1	92-0664	Hub - Synchro	39	12	2
87-7470	Plate - Clamp	27	16	2	92-0665	Key - Synchro	39	23	6
87-7480	Washer - Flat	27	31	8	92-0666	Spring - Synchro	39	13	4
87-7480	Washer - Flat	5	37	3	92-0667	Ring - Synchro	39	6	3
87-7520	Rim	24	33	2	92-0668	Shifter - Synchro	39	7	2
87-7550	Clamp - Tube	8	40	2	92-0672	Gear - 18T	39	19	1
87-7600	Rod - Battery Support	42	19	1	92-0673	Gear - 14T	39	21	1
87-7610	Tab - Battery Support	42	21	1	92-0674	Shaft - Reduction	39	28	1
87-7620	Shield - Plastic	42	12	1	92-0677	Gear - 49T	39	31	1
87-7660	Clamp - Brake Line	10	2	8	92-0679	Gear - 23T	39	25	1
87-7930	Decal - Danger	15	6	1	92-0680	Collar	39	26	1
87-7930	Decal - Warning	48	13	1	92-0681	Bearing - Needle	39	30	2
87-7930	Decal - Warning	47	32	2	92-0682	Washer - Thrust	39	29	1
87-7940	Stud	15	8	1	92-0684	Gear - 33T	39	10	1
87-7950	Bed Support Assembly	15	7	1	92-0687	Gear - 16T	39	18	1
87-7960	Lever - Shift Arm	36	38	2	92-0698	Shaft - Fork R-1	40	14	1
87-7970	Arm - Shift	36	15	1	92-0699	Shaft - Fork 2-3	40	7	1
87-8080	Console Plate Assembly	13	21	1	92-0700	Fork - Shift R-1	40	3	1
87-8120	Bracket - Trim Side	1	11	2	92-0701	Fork - Shift 2-3	40	6	1
87-8130	Bracket - Trim Top	1	19	1	92-0705	Lock - Spindle	40	20	1
87-8160	Trim	1	20	1	92-0706	Cap - Fork Shaft	37	25	1
87-8250	Plate - Shift Arm	36	10	1	92-0708	Shaft - Fork Hi-Lo	40	16	1
87-8440	Assembly - Rear Frame	27	2	1	92-0709	Fork - Shift Hi-Lo	40	17	1
87-8460	Bumper	12	34	1	92-0710	Counter Shaft Assembly	38	15	1
87-8471	Bracket - Clutch	12	7	1	92-0710	Ring Gear Assembly	41	8	1
87-8500	Front Wire Harness Assy.	2	47	1	92-0711	Washer - Thrust	38	6	2
87-8550	Control Panel Assembly	2	53	1	92-0712	Bearing - Ball	38	1	1
87-8620	Boot - Shift	13	13	1	92-0713	Collar	38	13	1
87-8640	Washer - Flat	16	26	1	92-0714	Bearing - Ball	38	14	2
87-8700	Screw - Cap Hex. Hd.	28	37	4	92-0715	Gear - 49T	38	7	1
87-8710	Tab - Clutch	12	40	1	92-0716	Collar	38	3	1
87-8780	Head - Oil Filter	43	29	1	92-0717	Gear - 71T	38	10	1
87-9080	Decal - Grease	29	44	2	92-0718	Shifter - Hi-Lo	38	8	1
87-9110	Decal - Quick Ref.	13	23	1	92-0719	Collar - Spline	38	9	1
87-9130	Decal - Workman 4300	1	15	1	92-0720	Case - Differential	41	31	1
87-9160	Lower Shaft Assembly	5	*	1	92-0721	Fork - Differential Lock	41	17	1
87-9170	Brake Assembly RH	24	5	1	92-0722	Shaft - Lock Fork	41	18	1
87-9170	Front Brake Assembly - RH	25	*	1	92-0723	Spring - Compression	41	19	1
87-9180	Brake Assembly LH	24	*	1	92-0724	Arm - Differential Lock	41	27	1
87-9180	Front Brake Assembly - LH	25	*	1	92-0725	Shaft - Axle L.H.	41	28	1
87-9190	Stub - Axle	24	31	2	92-0726	Shaft - Axle R.H.	41	1	1
87-9200	Bearing - Sealed	24	14	4	92-0727	Washer	41	4	2
87-9210	Spacer	24	30	2	92-0728	Washer	41	2	1
87-9220	Plug - Seal	23	2	1	92-0729	Seal - Oil	40	10	3
87-9300	Door - Clean Out	31	35	1	92-0730	Slider - Differential Lock	41	7	1
87-9360	Seal - Oil	23	13	1	92-0731	Spring - Compression	40	2	3
87-9370	Ring - Retaining	23	3	1	92-0732	Plate - Keeper	40	8	3
87-9390	Cup	45	9	1	92-0733	Washer	41	20	1
87-9400	Valve	45	11	1	92-0740	Washer - Thrust	39	3	3
87-9420	Decal - Caution	31	36	1	92-0741	Washer - Thrust	38	11	1

*Not Illustrated

TORO PART NUMBER INDEX (Cont.)

3318-834

Part No.	Description	Pg. No.	Ref. No.	Qty.	Part No.	Description	Pg. No.	Ref. No.	Qty.
92-0743	Breather - Air	37	27	1	92-0844	Plug - Glow	54	39	3
92-0744	Washer	41	14	1	92-0845	Crankshaft	52	16	1
92-0745	Gear - Side L.H.	41	24	1	92-0846	Cover Assembly	54	6	1
92-0746	Gear - Side R.H.	41	11	1	92-0847	Oil Filler Cap Assembly1	54	11	
92-0747	Washer - Thrust	41	10	2	92-1211	Decal - Dash (Europe)	3	56	1
92-0748	Gear - Pinion	41	12	2	92-1773	Screw - Cap Hex. Hd.	21	11	4
92-0749	Shaft - Pinion	41	23	1	92-1914	Bearing - Ball	52	27	1
92-0750	Washer	41	13	2	92-2160	Cartridge - Relief Valve	46	12	1
92-0753	Ring - Retaining	39	2	1	92-2161	Body - Relief Valve	46	28	1
92-0753	Ring - Retaining	41	21	1	92-2162	Head	48	6	1
92-0754	Ring - Retaining	39	20	1	92-2165	Kit - Repair	48	*	1
92-0755	Ring - Retaining	38	12	1	92-2173	Screw - Cap Socket Head	32	18	8
92-0756	Ring - Retaining	41	5	3	92-2174	Screw - Adjusting	32	22	1
92-0759	Ring - Retaining	37	22	1	92-2175	Gear	32	11	2
92-0760	Ring - Retaining	37	15	1	92-2176	Pin - Dowel	32	16	2
92-0761	Ring - Retaining	40	18	1	92-2177	Pin - Shear	32	7	1
92-0762	Washer - Lock	37	3	1	92-2178	Ring - Crescent	32	4	4
92-0763	Ring - Retaining	39	14	3	92-2179	Key - Square	32	5	1
92-0764	Ring - Retaining	38	5	3	92-2180	Gasket - Copper	32	23	1
92-0765	Pin - Alignment	37	8	4	92-2181	Plate - Pressure	32	13	1
92-0765	Pin - Alignment	41	9	2	92-2182	Plate - Seal	32	9	1
92-0768	Pin - Spring	41	15	2	92-2183	Plate - Wear	32	10	1
92-0769	Pin - Spring	40	4	2	92-2184	Cap - Relief Valve	32	24	1
92-0770	Pin - Spring	41	26	1	92-2185	Plug	32	19	1
92-0771	Pin - Spring	41	16	1	92-2186	Spacer	32	3	1
92-0772	Key	39	17	2	92-2187	Housing - Gear, End	32	17	1
92-0773	Drain Plug Assembly	37	13	1	92-2189	Shaft - Drive	32	6	1
92-0775	Bearing - Ball	41	6	2	92-2190	Shaft - Idler	32	25	1
92-0775	Bearing - Ball	37	33	2	92-2191	Bearing	32	27	1
92-0776	Bearing - Ball	41	29	1	92-2192	Bearing	32	12	4
92-0778	Bearing - Ball	39	11	2	92-2193	Ball	32	20	1
92-0780	Bearing - Ball	41	3	1	92-2194	Spring	32	21	1
92-0781	Bearing - Needle	39	4	4	92-2195	Seal - Oil	32	2	1
92-0782	Bearing - Needle	39	33	1	92-2196	Seal - Pressure Plate	32	15	1
92-0783	Sleeve - Inner	38	4	1	92-2197	Seal - Back Up	32	14	1
92-0785	Ball	40	1	3	92-2198	Seal	32	26	1
92-0787	O-Ring	37	12	1	92-2199	Key - Ball	32	28	1
92-0787	O-Ring	41	22	1	92-2379	Clamp - Hose	31	2	2
92-0788	O-Ring	37	6	1	92-2379	Clamp - Hose	44	32	1
92-0789	O-Ring	37	14	1	92-2379	Clamp - Hose	43	34	1
92-0790	O-Ring	37	29	1	92-2609	Decal - Remote Hyd.	13	18	1
92-0791	Seal - Oil	37	26	1	92-2697	Hose - Hydraulic	47	1	1
92-0793	Seal - Oil	37	16	2	92-4100	Backplate Assembly RH	25	*	1
92-0793	Seal - Oil	41	32	2	92-4101	Primary Piston Assembly	9	11	1
92-0796	Screw - Cap Hex. Hd.	37	31	5	92-4102	Secondary Piston Assembly	9	4	1
92-0803	Screw - Hex. Flange Hd.	41	30	12	92-4103	Pin - Stop	9	3	1
92-0804	Stud	37	28	1	92-4108	Washer - Retainer	9	10	1
92-0807	Cap - Sealing	37	23	1	92-4109	Circlip	9	9	1
92-0808	Shim Set	37	20	1	92-4110	Clevis	9	5	1
92-0809	Shim Set	37	11	1	92-4111	Petcock - Radiator	31	38	1
92-0816	Arm - Shift Fork R-1	40	15	1	92-4112	Cap Assembly	9	12	1
92-0817	Arm - Shift Fork 2-3	40	5	1	92-4113	Screw - Bleed	25	4	1
92-0818	Arm - Shift Fork Hi-Lo	40	19	1	92-4114	Cap - Bleed Screw	25	5	1
92-0819	Gear - 40T	39	32	1	92-4114	Cap - Bleed Screw	30	5	1
92-0820	Gear - 27T	39	5	1	92-4117	Assy. - Wheel Cylinder LH	25	*	1
92-0821	Gear - 24T	39	15	1	92-4118	Assy. - Wheel Cylinder RH	25	*	1
92-0822	Gear - 28T	39	24	1	92-4119	Kit - Seal	25	*	1
92-0823	Gear - 43T	39	27	1	92-4123	Assembly - Pawl LH	25	19	1
92-0824	Shaft - Reverse Idler	39	9	1	92-4123	Assembly - Pawl LH	30	19	1
92-0827	Gear	51	12	1	92-4124	Assembly - Pawl RH	25	*	1
92-0830	Plate - Rear	57	47	1	92-4124	Assembly - Pawl RH	30	*	1
92-0831	Pin - Knock	57	48	1	92-4131	Washer - Hold Down	25	22	2
92-0835	Gear	52	7	1	92-4131	Washer - Hold Down	30	22	2
92-0836	Flywheel Assembly	52	13	1	92-4133	Pin - Hold Down	25	26	2
92-0837	Fitting - Thermostat	54	32	1	92-4133	Pin - Hold Down	30	26	2
92-0839	Plate	51	14	1	92-4134	Plug - Inspection	25	25	1
92-0840	Gear	51	17	1	92-4134	Plug - Inspection	30	25	1
92-0841	Ring - Retaining	51	15	1	92-4135	Set Bolt	25	1	2
92-0842	Gear Assembly	51	13	1	92-4135	Set Bolt	30	1	2
92-0843	Bolt w/Washer	61	2	2	92-4136	Backplate Assembly LH	25	2	1

*Not Illustrated

TORO PART NUMBER INDEX (Cont.)

Part No.	Description	Pg. No.	Ref. No.	Qty.	Part No.	Description	Pg. No.	Ref. No.	Qty.
92-4137	Screw - Bleed	30	4	1	92-5374	Decal - Fuse (Japan)	3	54	1
92-4138	Backplate Assembly LH	30	2	1	92-5381	Decal - ROPS (Japan)	18	3	2
92-4139	Backplate Assembly RH	30	*	1	92-5388	Decal - Rollover (Japan)	18	2	1
92-4140	Assy. - Wheel Cylinder LH	30	*		92-5473	Decal - ATF (Japan)	28	4	1
92-4141	Assy. - Wheel Cylinder RH	30	*	1	92-5951	Angle - Hitch	28	41	1
92-4142	Seal Kit	30	*	1	92-5964	Cover - Engine (Europe)	35	56	1
92-4143	Shoe & Lining Set	25	13	1	92-5972	Grommet	15	5	4
92-4143	Shoe & Lining Set	30	13	1	92-6408	Decal - Danger (Japan)	14	26	1
92-4144	Assembly - Adjuster LH	25	*	1	92-6415	Decal - Danger (Japan)	15	6	1
92-4144	Assembly - Adjuster LH	30	*	1	92-6415	Decal - Warning (Japan)	47	32	2
92-4145	Assembly - Adjuster RH	25	*	1	92-6444	Decal - Grease (Japan)	29	44	2
92-4145	Assembly - Adjuster RH	30	*	1	92-6479	Decal - Caution (Japan)	27	29	2
92-4146	Plug	25	3	1	92-6493	Decal - Warning (Japan)	19	33	2
92-4146	Plug	30	3	1	92-7240	Decal - Warning (Japan)	31	47	1
92-4147	Spring - Shoe, Upper LH	25	14	1	93-3102	Cap - Fuel	44	1	1
92-4147	Spring - Shoe, Upper LH	30	14	1	93-3618	Pinion & Ring Gear Assy.	21	8	1
92-4148	Spring - Shoe, Upper RH	25	*	1	93-3766	Decal - Caution (Japan)	31	36	1
92-4148	Spring - Shoe, Upper RH	30	*	1	93-6668	Decal - Charging (Europe)	42	24	1
92-4149	Spring - Shoe, Lower	25	15	1	93-6681	Decal - Warning (Europe)	31	47	1
92-4149	Spring - Shoe, Lower	30	15	1	93-6687	Decal - No Step (Europe)	42	10	1
92-4150	Spring - Adjuster, LH	25	20	1	93-7051	Radiator Assembly	31	39	1
92-4150	Spring - Adjuster, LH	30	20	1	93-7052	Joint - Lower Ball	20	8	2
92-4151	Spring - Adjuster, RH	30	*	1	93-7053	Warning Light Assembly	2	9	1
92-4152	Spring - Hold Down	25	23	2	93-7054	Front Differential Assembly	20	20	1
92-4152	Spring - Hold Down	30	23	2	93-7055	Turnbuckle	24	24	1
92-4153	Assembly - Steering Column	5	11	1	93-7056	Rod - Tie RH	24	22	1
92-4154	Universal Joint Assembly	5	31	1	93-7057	Rod - Tie LH	24	*	1
92-4155	Slip Joint Assembly - Upper	5	28	1	93-7058	Bracket - Brake Hose LH	24	*	1
92-4157	Spring - Adjuster, RH	25	*	1	93-7059	Hose - Brake Front	10	9	2
92-4158	Valve Assy. - Hyd. Gear	7	*	1	93-7059	Hose - Brake Front	24	13	2
92-4159	Nut - Adjuster Plug Lock	6	25	1	93-7059	Hose - Brake Front	20	14	2
92-4160	Bearing Service Kit - Upper	7	*	1	93-7070	Bracket - Brake Hose	20	11	2
92-4161	Assembly - Cover Service	6	*	1	93-7071	Bracket - Brake Hose RH	24	12	1
92-4162	Pitman Shaft - Gear Service	7	*	1	93-7074	Mount - Differential Rear	20	21	1
92-4163	Assy. - Steering Housing	7	*	1	93-7078	Constant Velocity Joint Assy.	24	15	2
92-4164	Plug Assy. - Service Adjust.	7	*	1	93-7079	Tube - Brake LH	24	*	1
92-4165	Plug - Housing End	6	2	1	93-7080	Tube - Brake RH	24	8	1
92-4166	Rack/Piston/Nut Assembly	7	*	1	93-7081	Tube - Brake Front RH	10	10	1
92-4167	Assembly - Plug Service	7	*	1	93-7082	Tube - Brake Front LH	10	16	1
92-4168	Return - Guide Ball	6	7	2	93-7085	Tube - Brake Front	10	19	1
92-4169	Bearing - Needle	6	21	1	93-7088	Support - Fan	31	20	1
92-4170	Bearing - Pitman Shaft	6	47	1	93-7090	Stub - Axle	28	14	2
92-4177	Yoke - Double Clamp	28	34	2	93-7091	Clutch Cable Assembly	12	1	1
92-4179	Yoke, Shaft & Seal Tube	28	33	2	93-7092	Hydraulic Tube Assembly	46	16	1
92-4180	Seal	28	32	2	93-7093	Hydraulic Tube Assembly	46	20	1
92-4182	Yoke & Hub	28	31	2	93-7094	Cover - Wire Harness	2	49	1
92-4187	Cross & Bearing Kit	28	30	4	93-7098	Cable - Accelerator	35	6	1
92-4188	Ring - Snap	28	28	12	93-7098	Cable - Accelerator	8	42	1
92-4189	Strap & Bolt Kit	28	36	2	93-7099	Frame - Engine	34	1	1
92-4190	Yoke - End	28	29	2	93-7100	Mount - Engine	34	5	1
92-4193	Yoke - Flange	22	1	1	93-7100	Mount - Engine	35	40	1
92-4194	Yoke - Tube	22	3	1	93-7103	Screen - Radiator	31	8	1
92-4195	Slip Yoke Assembly	22	4	1	93-7105	Cable Assembly	16	15	2
92-4196	Seal	22	6	1	93-7106	Hi-Lo Cable Assembly	16	6	1
92-4198	Fan Shroud Assembly	31	17	1	93-7107	Cable - Parking Brake	17	24	2
92-4199	Skirt Assembly	13	2	1	93-7115	Bidirectional Clutch Assembly	23	*	1
92-5180	Plate - Center	37	21	1	93-7116	Differential Driveshaft Assy.	20	24	1
92-5183	Shaft - Front Drive	39	34	1	93-7116	Driveshaft Assembly	22	*	1
92-5184	Gear - 41T	39	35	1	93-7117	Plate - Adaptor	23	14	1
92-5185	Bearing - Ball	39	36	1	93-7118	Bracket - Differential Front	20	27	1
92-5186	Gear - 43T	38	2	1	93-7120	Housing - Bell	12	10	1
92-5304	Decal - Brake (Japan)	13	20	1	93-7125	Brake Assembly RH	28	*	1
92-5311	Decal - Differential (Japan)	13	17	1	93-7126	Brake Assembly LH	28	9	1
92-5318	Decal - Axle (Japan)	13	11	1	93-7128	Drum - Brake	28	15	2
92-5325	Decal - Caution (Japan)	13	10	1	93-7128	Drum - Brake	24	32	2
92-5332	Decal - Supervisor (Japan)	3	55	1	93-7130	Harness - Wire	35	15	1
92-5346	Decal - Remote Hyd.	13	18	1	93-7130	Harness - Wire	43	25	1
92-5353	Decal - Dump Hyd. (Japan)	13	19	1	93-7130	Harness - Wire Rear	2	34	1
92-5360	Decal - PTO (Japan)	13	16	1	93-7133	Arm - Control Upper LH	20	*	1
92-5367	Decal - PTO (Japan)	28	40	1	93-7135	Arm - Control Upper RH	20	3	1

*Not Illustrated

TORO PART NUMBER INDEX (Cont.)

3318-834

Part No.	Description	Pg. Ref. No. No. Qty.	Part No.	Description	Pg. Ref. No. No. Qty.
93-7140	Belt - V	33 14 1	93-9859	Decal - ROPS (Europe)	18 3 2
93-7145	Screw - Cap Hex. Hd.	5 19 3	93-9860	Decal - Danger (Europe)	14 26 1
93-7275	Decal - Fluid (Europe)	31 33 1	93-9861	Decal - PTO (Europe)	13 16 1
93-7276	Decal - Danger (Europe)	42 25 1	93-9862	Decal - PTO (Europe)	28 40 1
93-7814	Decal - Caution (Europe)	33 1 1	93-9866	Decal - Remote Hyd.	13 18 1
93-8071	Decal - Caution (Europe)	27 29 2	93-9879	Decal - Warning (Europe)	19 33 2
93-8900	Carrier Assembly	21 15 1	94-1200	Decal - Quick Ref. (DN)	13 23 1
93-8901	Differential Case Assembly	21 * 1	94-1201	Decal - Quick Ref. (DU)	13 23 1
93-8902	Spacer - Bearing	21 24 1	94-1202	Decal - Quick Ref. (FN)	13 23 1
93-8903	Flange	21 19 1	94-1203	Decal - Quick Ref. (FR)	13 23 1
93-8904	Shim - .003	21 21 A/R	94-1204	Decal - Quick Ref. (GR)	13 23 1
93-8905	Shim - .005	21 * A/R	94-1205	Decal - Quick Ref. (IT)	13 23 1
93-8906	Shim - .010	21 * A/R	94-1206	Decal - Quick Ref. (Japan)	14 23 1
93-8907	Shim - .030	21 * A/R	94-1207	Decal - Quick Ref. (NO)	13 23 1
93-8908	Housing - Front	21 2 1	94-1208	Decal - Quick Ref. (PO)	13 23 1
93-8909	Screw - Cap Hex. Hd.	21 16 8	94-1209	Decal - Quick Ref. (SP)	13 23 1
93-8910	Vent	21 1 1	94-1210	Decal - Quick Ref. (SW)	13 23 1
93-8911	Gear - Bevel Side	21 5 2	94-1225	Decal - Load (Europe)	1 16 1
93-8916	Plug Assembly	21 12 2	94-1227	Decal - Dash (Japan)	3 56 1
93-8917	Bearing - Needle	21 34 2	94-1228	Decal - Load (Japan)	1 16 1
93-8918	Seal - Oil	21 33 2	94-1257	Block Sub-Assembly	51 1 1
93-8919	Bearing - Thrust	23 10 1	94-1258	Gasket - Cylinder Head	54 25 1
93-8920	Housing & Race	23 5 1	94-1259	Case Sub-Assembly	55 1 1
93-8921	Cage	23 12 1	94-3533	Cover (Intake)	54 5 1
93-8922	Spring - Garter	23 6 1	94-3800	Master Cylinder Assembly	8 3 1
93-8923	Spring	23 11 1	94-3801	Fuel Tank Assembly	44 2 1
93-8924	Cam	23 8 1	94-3803	Tie Rod End Assembly	24 27 2
93-8925	Roller	23 7 6	94-3804	Tie Rod End Assembly	24 20 2
93-8929	Washer - Thrust	23 9 1	94-3810	Rod - Link	8 25 1
93-8938	Bracket - Cover Mount LH	31 44 1	94-3814	Tube - Hydraulic	8 1 1
93-8939	Bracket - Cover Mount RH	31 46 1	94-3815	Tube - Hydraulic	8 2 1
93-8940	Cover - Radiator	31 45 1	94-3819	Tube - Brake Rear	10 5 1
93-8941	Bracket - Front LH	50 15 1	94-3820	Tube - Brake Front	10 1 1
93-8942	Bracket - Front RH	50 * 1	94-3821	Plate - Center, Frame	8 34 1
93-8943	Plate - Tail Light LH	50 12 1	94-3823	Bell Crank	8 19 1
93-8944	Plate - Tail Light RH	50 * 1	94-3827	Spring - Return	60 41 1
93-8958	Pedal - Clutch	12 37 1	94-3829	Pin - Clevis	17 23 1
93-8961	Arm - Accelerator Pedal	8 10 1	94-3838	Bracket - Mudflap LH	1 23 1
93-8965	Pedal - Brake	8 27 1	94-3839	Bracket - Mudflap RH	1 * 1
93-8969	Pedal - Accelerator	8 15 1	94-3841	Mudflap	1 26 2
93-8970	Cylinder Head Assembly	54 28 1	94-3842	Tube - Brake Rear	10 12 1
93-8971	Seal - Port, Flange	9 2 2	94-3843	Tube - Brake LH	27 22 1
93-8972	Shaft - Idler	57 34 1	94-3844	Tube - Hydraulic	47 38 1
93-8973	Piston & Pin Set STD	52 10 3	94-3845	Tube - Hydraulic	27 20 1
93-8974	Thermostat	35 42 1	94-3846	Tube - Brake RH	27 3 1
93-8975	Piston & Pin Set 0.25 OS	52 * 3	94-5202	Lever Support Assembly	16 14 1
93-8976	Piston & Pin Set 0.50 OS	52 * 3	94-5203	Hydraulic Cylinder Assy.	47 16 2
93-8981	Joint & Shaft - Outboard	26 5 1	94-5206	Barrel Assembly	48 1 1
93-8982	Boot Kit - Outboard	26 1 1	94-5207	Shaft	48 2 1
93-8983	Boot Kit - Inboard	26 2 1	94-5209	Cover - Dust	9 7 1
93-8984	Joint Assembly - Inboard	26 4 1	94-5210	Rod - Push	9 8 1
93-8985	Clip - Circular	26 3 1	94-5213	Muffler	35 31 1
93-8987	Slip Joint Assembly - Lower	5 29 1	94-5221	Flap - Cylinder, Master	8 43 1
93-8988	Boot - Steering Shaft	5 24 1	94-5224	Driveshaft Assembly	29 * 2
93-8991	Bell Crank	35 8 1	94-5230	Engine	35 55 1
93-8994	Bracket - Accelerator	35 4 1	94-5235	Air Cleaner (Complete)	45 * 1
93-8995	Rod - Threaded	35 46 1	94-5235	Air Cleaner Assembly	44 23 1
93-9430	Decal - Differential (Europe)	13 17 1	94-5236	Tire (Optional)	24 * 2
93-9442	Decal - ATF (Europe)	28 4 1	94-5237	Pulley	31 26 1
93-9443	Decal - Brake (Europe)	13 20 1	94-5238	Hose - Air Cleaner	44 19 1
93-9444	Decal - Dump Hyd.	13 19 1	94-5238	Hose - Air Intake	35 11 1
93-9447	Decal - Caution (Europe)	31 36 1	94-5245	Supervisor Switch Assembly	2 29 1
93-9448	Decal - Caution (Europe)	13 10 1	94-5250	Operators Platform Assy.	1 17 1
93-9449	Decal - Grease (Europe)	29 44 2	218-446	Nut - Hex.	2 11 1
93-9850	Decal - Rollover (Europe)	18 2 1	218-447	Washer - Lock	2 12 1
93-9851	Decal - Fuse (Europe)	3 54 1	218-473	Boot - Switch	3 63 1
93-9852	Decal - Danger (Europe)	15 6 1	218-574	Fuse - 7.5 Amp	2 46 2
93-9852	Decal - Warning (Europe)	47 32 2	218-578	Fuse - 10 Amp	3 61 1
93-9856	Decal - Supervisor (Europe)	3 55 1	218-600	Bulb	2 13 2
93-9857	Decal - Axle (Europe)	13 11 1	219-17	Bulb - Warning Light	3 59 4

*Not Illustrated

TORO PART NUMBER INDEX (Cont.)

Part No.	Description	Pg. No.	Ref. No.	Qty.	Part No.	Description	Pg. No.	Ref. No.	Qty.
232-27	Valve - Stem	28	17	2	302-5	Fitting - Grease	8	8	3
233-37	Knob	16	1	1	302-5	Fitting - Grease	24	26	4
233-39	Knob	46	1	1	302-5	Fitting - Grease	5	30	1
233-39	Knob	5	1	1	302-5	Fitting - Grease	28	35	4
233-48	Knob	17	4	1	302-5	Fitting - Grease	12	44	1
237-21	Seal - O-Ring	47	2	6	302-11	Fitting - Grease	22	5	1
237-22	Seal - O-Ring	47	5	3	302-11	Fitting - Grease	19	8	1
237-22	Seal - O-Ring	46	9	4	302-58	Fitting - Grease	29	46	16
237-30	Seal - O-Ring	36	34	2	321-2	Screw - Cap Hex. Hd.	2	1	7
237-42	O-Ring	49	2	2	321-3	Screw - Cap Hex. Hd.	2	4	2
237-42	Seal - O-Ring	36	2	1	321-3	Screw - Cap Hex. Hd.	31	31	4
237-42	Seal - O-Ring	47	7	2	321-3	Screw - Cap Hex. Hd.	5	33	2
237-42	Seal - O-Ring	46	11	2	321-4	Screw - Cap Hex. Hd.	31	5	4
237-78	Seal - O-Ring	47	15	4	321-4	Screw - Cap Hex. Hd.	42	6	1
237-79	Seal - O-Ring	43	5	2	321-4	Screw - Cap Hex. Hd.	34	8	1
237-79	Seal - O-Ring	21	13	2	321-4	Screw - Cap Hex. Hd.	13	9	8
237-79	Seal - O-Ring	47	25	1	321-4	Screw - Cap Hex. Hd.	15	20	8
237-80	Seal - O-Ring	47	24	1	321-4	Screw - Cap Hex. Hd.	1	24	4
237-81	Seal - O-Ring	36	28	1	321-4	Screw - Cap Hex. Hd.	12	30	1
237-123	Seal - O-Ring	36	25	1	321-4	Screw - Cap Hex. Hd.	2	33	1
240-5	Grommet	12	31	1	321-4	Screw - Hex. Flange Hd.	27	26	4
2410-35	Plug - Hole	2	6	1	321-5	Screw - Cap Hex. Hd.	35	2	1
2410-42	Cap - Front Bumper	1	12	2	321-6	Screw - Cap Hex. Hd.	50	3	12
2410-64	Plug - Hole	3	64	1	321-6	Screw - Cap Hex. Hd.	20	10	2
2411-33	Joint - Ball	12	3	1	321-9	Screw - Cap Hex. Hd.	10	3	4
2412-10	Clamp - R	20	13	2	321-9	Screw - Cap Hex. Hd.	46	5	2
2412-34	Clamp	47	22	1	321-9	Screw - Cap Hex. Hd.	17	27	1
2412-34	Clamp	35	36	2	321-9	Screw - Cap Hex. Hd.	8	38	1
2412-34	Clamp - Hose	31	6	2	321-14	Screw - Cap Hex. Hd.	47	8	2
2412-34	Clamp - Hose	34	7	1	321-15	Screw - Cap Hex. Hd.	46	13	1
2412-36	Clamp	44	8	1	322-2	Screw - Cap Hex. Hd.	10	11	1
2412-36	Clamp - Hose	36	3	1	322-2	Screw - Cap Hex. Hd.	5	16	6
2412-36	Clamp - Hose	43	7	2	322-2	Screw - Cap Hex. Hd.	44	22	4
2412-89	Clamp - R	42	20	1	322-2	Screw - Cap Hex. Hd.	46	31	1
2412-89	Clamp - R	12	29	1	322-2	Screw - Cap Hex. Hd.	31	42	6
2412-89	Clamp - R	2	32	1	322-2	Screw - Cap Hex. Hd.	2	50	2
2412-92	Clamp - Hose	35	10	1	322-3	Screw - Cap Hex. Hd.	47	20	4
2412-92	Clamp - Hose	44	20	1	322-3	Screw - Cap Hex. Hd.	15	26	4
2412-93	Clamp - R	50	2	1	322-5	Screw - Cap Hex. Hd.	33	2	4
2412-106	Clamp - R	34	11	1	322-5	Screw - Cap Hex. Hd.	13	6	8
2412-108	Clamp - Hose	44	10	1	322-5	Screw - Cap Hex. Hd.	50	20	4
2412-108	Clamp - Hose	35	12	2	322-5	Screw - Cap Hex. Hd.	46	24	1
2412-108	Clamp - Hose	43	15	3	322-5	Screw - Cap Hex. Hd.	31	25	4
2412-130	Clamp - Hose	45	10	1	322-5	Screw - Cap Hex. Hd.	20	30	2
2412-133	Clamp - R	15	3	2	322-5	Screw - Cap Hex. Hd.	8	36	2
2412-149	Clamp - R	35	37	1	322-7	Screw - Cap Hex. Hd.	33	9	4
2412-149	Clamp - R	47	37	1	322-12	Screw - Cap Hex. Hd.	16	25	1
2412-149	Clamp - Tube	27	24	4	323-4	Screw - Cap Hex. Hd.	24	9	2
251-8	Bearing - Ball	39	1	2	323-4	Screw - Cap Hex. Hd.	44	16	2
251-8	Bearing - Ball	23	4	2	323-4	Screw - Cap Hex. Hd.	1	22	1
251-82	Bearing - Ball	33	11	2	323-6	Screw - Cap Hex. Hd.	17	1	1
251-346	Bearing - Ball	39	8	2	323-6	Screw - Cap Hex. Hd.	24	6	8
253-987	Fitting - Hydraulic 90°	36	29	1	323-6	Screw - Cap Hex. Hd.	28	11	8
254-65	Cone - Bearing	21	29	2	323-6	Screw - Cap Hex. Hd.	15	12	2
254-66	Cup - Bearing	21	30	2	323-6	Screw - Cap Hex. Hd.	16	37	1
254-90	Cup - Bearing	21	23	1	323-7	Screw - Cap Hex. Hd.	36	14	4
256-155	Bushing - Flange	8	26	2	323-7	Screw - Cap Hex. Hd.	8	17	2
256-156	Bushing - Flange	12	36	2	323-7	Screw - Cap Hex. Hd.	20	23	4
256-247	Bushing - Flange	8	18	2	323-7	Screw - Cap Hex. Hd.	28	43	4
256-259	Bushing - Flange	8	9	2	323-9	Screw - Cap Hex. Hd.	42	14	1
264-91	Cone - Bearing	21	22	1	323-10	Screw - Cap Hex. Hd.	36	8	1
283-2	Pin - Clevis	8	4	1	323-12	Screw - Cap Hex. Hd.	19	6	8
283-30	Pin - Clevis	8	12	1	324-5	Screw - Cap Hex. Hd.	20	28	3
283-30	Pin - Clevis	12	35	1	324-9	Screw - Cap Hex. Hd.	19	22	4
283-62	Pin - Clevis	17	6	1	324-10	Screw - Cap Hex. Hd.	19	1	4
283-62	Pin - Clevis	16	8	3	324-11	Screw - Cap Hex. Hd.	20	33	2
283-62	Pin - Clevis	36	35	3	324-12	Screw - Cap Hex. Hd.	34	3	2
283-85	Pin - Clevis	8	14	1	324-12	Screw - Cap Hex. Hd.	20	19	4
302-5	Fitting - Grease	20	1	4	324-13	Screw - Cap Hex. Hd.	19	10	2
302-5	Fitting - Grease	35	5	1	325-4	Screw - Cap Hex. Hd.	15	15	2

*Not Illustrated

TORO PART NUMBER INDEX (Cont.)

3318-834

Part No.	Description	Pg. No.	Ref. No.	Qty.	Part No.	Description	Pg. No.	Ref. No.	Qty.
325-13	Screw - Cap Hex. Hd.	20	15	8	3256-14	Washer - Flat	46	30	1
325-13	Screw - Cap Hex. Hd.	19	27	4	3256-22	Washer - Flat	10	4	5
325-19	Screw - Cap Hex. Hd.	28	27	1	3256-22	Washer - Flat	2	5	2
325-20	Screw - Cap Hex. Hd.	28	24	5	3256-22	Washer - Flat	13	8	8
3211-8	Screw - Cap Hex. Hd.	16	13	2	3256-22	Washer - Flat	43	11	1
3215-1	Screw - Cap Hex. Hd.	36	16	1	3256-22	Washer - Flat	50	11	19
3215-2	Screw - Cap Hex. Hd.	12	12	5	3256-22	Washer - Flat	31	14	4
3217-25	Nut - Hex.	2	38	2	3256-22	Washer - Flat	46	18	3
3217-26	Hut - Hex.	2	37	1	3256-22	Washer - Flat	15	19	8
3217-29	Nut - Jam	3	58	3	3256-22	Washer - Flat	8	39	3
3218-18	Nut - Jam	16	43	1	3256-22	Washer - Flat	12	41	2
3218-20	Nut - Jam	12	16	2	3256-23	Washer - Flat	13	4	4
3218-21	Nut - Jam	24	21	2	3256-23	Washer - Flat	17	21	1
3219-14	Nut	16	5	1	3256-23	Washer - Flat	50	21	4
3219-14	Nut - Hex.	36	32	1	3256-23	Washer - Flat	15	25	4
3219-20	Nut - Hex. LH	8	24	2	3256-23	Washer - Flat	46	26	2
3220-1	Nut - Jam	36	37	4	3256-23	Washer - Lock	12	38	4
3220-1	Nut - Jam	16	41	4	3256-24	Washer - Flat	24	10	2
3220-1	Nut - Jam	35	47	2	3256-24	Washer - Flat	42	15	2
3220-2	Nut - Jam	12	2	1	3256-24	Washer - Flat	50	18	6
3220-3	Nut - Jam	16	12	2	3256-25	Washer	35	30	6
3220-7	Nut - Jam	24	23	1	3256-25	Washer - Flat	34	4	2
3220-11	Nut - Jam	24	25	2	3256-26	Washer - Flat	8	21	1
3229-25	Nut - Lock	43	9	2	3256-27	Washer - Flat	27	6	4
3229-25	Screw - Carriage	47	19	2	3256-27	Washer - Flat	19	31	2
3230-18	Bolt - Carriage	15	2	8	3256-28	Washer - Flat	33	15	1
3230-23	Bolt - Carriage	43	2	2	3256-45	Washer - Flat	31	27	1
3230-23	Bolt - Carriage	42	5	4	3256-61	Washer - Flat	14	25	14
3230-23	Bolt - Carriage	31	24	7	3256-61	Washer - Flat	1	29	4
3231-3	Bolt - Carriage	19	21	4	3256-67	Washer - Flat	43	40	3
3231-21	Bolt - Carriage	42	1	6	3257-7	Key - Woodruff	33	17	1
3231-21	Bolt - Carriage	46	21	1	3258-19	Screw - Round Head	45	2	2
3231-21	Bolt - Carriage	15	22	4	3272-6	Pin - Cotter	16	3	3
3231-21	Bolt - Carriage	16	32	4	3272-6	Pin - Cotter	8	7	1
3232-17	Bolt - Carriage	27	19	8	3272-6	Pin - Cotter	17	8	1
3234-1	Screw - Hex. Flange Hd.	1	13	6	3272-6	Pin - Cotter	36	30	3
3234-4	Screw - Hex. Flange Hd.	43	45	4	3272-10	Pin - Cotter	8	11	2
3234-11	Screw - Cap Hex. Hd.	34	18	6	3272-10	Pin - Cotter	12	33	1
3234-38	Screw - Cap Hex. Hd.	44	31	2	3272-11	Pin - Cotter	20	34	2
3234-38	Screw - Hex. Flange Hd.	27	17	22	3272-12	Pin - Cotter	24	16	4
3234-40	Screw - Hex. Flange Hd.	18	4	4	3272-37	Pin - Cotter	47	18	2
3245-31	Screw - Hex. Socket	31	48	1	3274-31	Screw - Button Hd.	2	7	4
3250-13	Screw	2	51	2	3274-54	Screw - Hex. Socket Hd.	44	28	2
3250-13	Screw - Hex. Hd.	13	15	20	3274-94	Screw - Socket Button Hd.	50	16	6
3250-13	Screw - Pan Hd.	1	27	4	3274-96	Screw	23	15	4
3250-20	Screw - Round Hd.	31	41	4	3274-97	Screw - Hex. Socket Hd.	23	17	6
3253-3	Washer - Lock	31	30	4	3274-97	Screw - Socket Hex. Hd.	20	26	6
3253-4	Washer - Lock	13	5	8	3277-1	Nut - Hex.	5	5	1
3253-4	Washer - Lock	5	14	4	3290-221	Washer - Spring	16	34	1
3253-4	Washer - Lock	23	16	6	3290-221	Washer - Spring	17	36	2
3253-4	Washer - Lock	35	22	6	3290-271	Rivet - Pop	31	13	2
3253-6	Washer - Lock	24	2	10	3290-321	Screw - Hex. Flange Hd.	8	31	2
3253-6	Washer - Lock	20	29	3	3290-357	Nut - Flange	44	18	2
3253-6	Washer - Lock	29	45	10	3290-357	Nut - Flange	8	37	2
3253-15	Washer - Lock	44	5	5	3290-357	Nut - Flange Lock	42	2	6
3253-15	Washer - Lock	2	39	2	3290-357	Nut - Flange Lock	1	8	9
3253-19	Washer - Lock	3	57	3	3290-357	Nut - Flange Lock	15	10	4
3253-21	Washer - Lock	24	7	8	3290-357	Nut - Flange Lock	19	16	4
3253-21	Washer - Lock	28	10	8	3290-357	Nut - Flange Lock	31	21	1
3253-21	Washer - Lock	15	13	2	3290-357	Nut - Flange Lock	16	33	4
3253-21	Washer - Lock	20	22	4	3290-378	Tie - Cable	34	2	1
3254-1	Washer - Lock	2	36	1	3290-378	Tie - Cable (Europe)	47	34	6
3254-2	Washer - Lock	35	32	2	3290-379	Tie - Cable	35	38	1
3255-7	Washer - ETLW	43	41	1	3290-413	Washer - Belleville	34	16	12
3255-9	Washer - Lock ETLW	42	3	1	3290-455	Washer	5	12	1
3256-3	Washer - Flat	33	8	4	3290-456	Washer - Belleville	16	46	2
3256-4	Washer - Flat	36	12	1	3290-477	Washer - Curved	17	28	1
3256-5	Washer - Flat	12	11	4	3290-478	Washer - Belleville	17	17	1
3256-6	Washer - Flat	27	9	4	3290-506	Palnut	50	4	2
3256-6	Washer - Flat	19	32	2	3290-507	Pin - Dowel	16	31	1

*Not Illustrated

TORO PART NUMBER INDEX (Cont.)

Part No.	Description	Pg. No.	Ref. No.	Qty.	Part No.	Description	Pg. No.	Ref. No.	Qty.
3296-2	Nut - Lock	13	22	20	32128-20	Nut - Flange	5	27	6
3296-2	Nut - Lock	1	30	4	32128-20	Nut - Flange	2	48	2
3296-2	Nut - Lock	8	33	2	32128-20	Nut - Flange Head	47	11	4
3296-2	Nut - Lock	2	45	2	32128-20	Nut - Flange Lock	42	16	2
3296-3	Nut - Lock	35	9	3	32128-20	Nut - Flange Lock	15	21	12
3296-4	Nut - Lock	12	5	1	32128-20	Nut - Flange Lock	44	25	4
3296-5	Nut - Flange Lock	31	28	1	32128-20	Nut - Flange Lock	8	29	1
3296-6	Nut - Lock	8	20	2	32128-20	Nut - Lock	20	12	2
3296-15	Nut - Lock	33	16	1	32128-20	Nut - Lock	46	33	1
3296-23	Nut - Hex.	20	16	8	32128-20	Nut - Lock	31	40	6
3296-23	Nut - Lock	27	10	4	32128-21	Nut - Lock	36	11	1
3296-23	Nut - Lock	19	14	4	32128-23	Nut - Flange	44	17	2
3296-23	Nut - Lock	15	16	2	32128-23	Nut - Flange Lock	18	5	4
3296-23	Nut - Lock	8	22	1	32128-23	Nut - Flange Lock	27	21	22
3296-27	Rivet - Plastic	42	11	4	32128-33	Nut - Flange	34	14	1
3296-29	Nut - Flange Lock	31	23	8	32128-33	Nut - Flange	2	44	11
3296-29	Nut - Lock	33	6	6	32128-33	Nut - Flange Head	47	12	2
3296-29	Nut - Lock	12	19	1	32128-33	Nut - Flange Lock	43	3	1
3296-29	Nut - Lock	50	19	4	32128-33	Nut - Flange Lock	42	4	1
3296-29	Nut - Lock	46	27	1	32128-33	Nut - Flange Lock	46	6	1
3296-29	Nut - Lock	43	28	2	32128-33	Nut - Flange Lock	27	27	4
3296-29	Nut - Lock	8	30	2	32128-33	Nut - Flange Lock	12	28	1
3296-39	Nut - Flange Lock	42	18	1	32128-33	Nut - Lock	1	25	4
3296-39	Nut - Flange Lock	36	20	4	32128-36	Nut - Lock	28	38	4
3296-39	Nut - Lock	50	1	6	32128-44	Nut - Flange Lock	15	9	2
3296-39	Nut - Lock	27	13	6	32128-53	Nut - Flange Lock	28	26	2
3296-39	Nut - Lock	34	15	6	32128-53	Nut - Flange Lock	24	36	2
3296-39	Nut - Lock	46	23	1	32136-2	Nut - Hex. Slotted	20	5	2
3296-39	Nut - Lock	19	28	8	32136-3	Nut - Hex. Slotted	24	17	4
3296-39	Nut - Lock	17	33	1	32141-86	Screw - Leveler	31	18	1
3296-39	Nut - Lock	28	42	4	32144-4	Screw - Hex. Washer Hd.	16	9	2
3296-39	Nut - Lock	16	45	1	32144-18	Screw - Cap Hex. Hd.	2	22	2
3296-42	Nut - Lock	17	12	1	32144-52	Screw - Hex. Hd.	13	12	6
3296-42	Nut - Lock	50	13	12	32144-93	Screw - Self Tapping	50	6	2
3296-42	Nut - Lock	31	15	4	32144-116	Screw - Pan Head	5	8	8
3296-42	Nut - Lock	43	17	2	32148-6	Insert - Threaded	2	2	2
3296-42	Nut - Lock	46	19	2	32148-7	Nut - Clinch	1	18	8
3296-42	Nut - Lock	10	20	4	32148-7	Nut - Clinch	16	19	2
3296-42	Nut - Lock	44	26	2	32148-9	Insert - Threaded	27	1	8
3296-42	Nut - Lock	20	31	2	32148-15	Insert - Threaded	16	4	1
3296-42	Nut - Lock	5	32	2	32148-15	Nut - Clinch	36	31	1
3296-42	Nut - Lock	8	41	1	32151-41	Ring - Retaining	32	1	1
3296-48	Nut - Lock	20	6	6	32151-56	Ring - Retaining	8	16	1
3296-48	Nut - Lock	19	11	10	32151-104	Ring - Retaining	20	2	4
3296-48	Nut - Lock	34	20	2	32152-10	Nut	48	12	1
3296-56	Nut - Lock	35	50	3	340-2	Fitting - Straight	47	10	1
3296-58	Nut - Lock	16	11	1	340-3	Fitting - Hydraulic Straight	47	26	1
3296-59	Nut - Lock	5	13	1	340-77	Fitting - Hydraulic 90°	47	6	1
3296-76	Nut - Lock	27	30	8	340-86	Fitting - Hydraulic Tee	46	15	1
32104-88	Screw	1	4	6	340-92	Fitting - Hydraulic Straight	47	29	1
32107-11	Nut - Square	45	4	2	340-94	Fitting - Hydraulic Tee	46	10	1
32120-47	Ring - E	8	13	1	340-132	Fitting - Hydraulic 90°	47	14	4
32120-47	Ring - E	12	32	2	340-140	Fitting - Hydraulic Tee	47	28	1
32120-47	Ring - Retaining	17	10	3	340-151	Fitting - Hydraulic Tee	47	30	1
32121-7	Pin - Roll	12	22	1	353-707	Fitting - 90° Barb	43	16	1
32121-15	Pin - Roll	21	28	1	353-781	Fitting - Fuel 90°	44	14	1
32121-24	Pin - Roll	12	24	2	353-783	Fitting - Straight	43	22	1
32121-48	Pin - Roll	16	23	1	354-134	Fitting - Hydraulic 90°	43	6	2
32122-24	Screw - Round Hd.	44	6	5	354-135	Fitting - Hydraulic 90°	36	5	1
32128-20	Nut - Flange	10	17	1	354-136	Fitting - Hydraulic Straight	47	23	1

PRODUCT CHANGES

In an effort to make improvements available to TORO owners as quickly as possible, minor changes are incorporated into Toro's products from time to time that do not become immediately shown in the Parts Catalog. If such a change has been made in your unit, which is not reflected in your manual, see your TORO Distributor or his Authorized TORO Service Dealer for information and part numbers.

IDENTIFICATION AND ORDERING

MODEL AND SERIAL NUMBERS

The Workman 4300D has two identification numbers; a model number and a serial number. The two numbers are stamped on a plate which is located on the main frame. In any correspondence concerning the Workman 4300D, supply model and serial numbers to assure that correct information and replacement parts are obtained.

To order replacement parts from an Authorized TORO Service Dealer, supply the following information:

1. Model and serial number of the Workman 4300D.
2. Part number, description, and the quantity of part(s) desired.

NOTE: Do not order by reference number if a parts catalog is being used; use the PART NUMBER.

TABLE OF CONTENTS

Description	Page	Description	Page
Front Bumper & Hood Assembly	1	Hydraulic Pump Drive Assembly	33
Control Panel Assembly	2-3	Engine Frame Assembly	34
Electrical Schematic	4	Engine Installation Assembly	35
Steering Linkage Assembly	5	Transaxle Installation Assembly	36
Steering Gear Assembly No. 87-1500	6-7	Transaxle Case Assembly	37
Brake & Accelerator Pedal Assembly	8	Countershaft Assembly	38
Master Brake Cylinder No. 94-3800	9	Transaxle Gear Shafts Assembly	39
Hydraulic Brake Line Routing Assembly	10	Shift Fork Assembly	40
Hydraulic Schematic	11	Differential Gear Assembly	41
Clutch Linkage Assembly	12	Battery Mount Assembly	42
Seat Base Assembly	13-14	Fuel Filter, Pump & Relay Mounting	43
Seat Back Assembly	15	Fuel Tank & Air Cleaner Assembly	44
Hi-Lo Shift Levers Assemblies	16	Air Cleaner Assembly	45
Differential Lock & Parking Brake Assemblies	17	Lift Valve Linkage Assembly	46
R.O.P.S. Assembly	18	Lift Valve & Cylinder Assembly	47
Front Suspension Assembly	19	Lift Cylinder No. 94-5203	48
Front Suspension Control Arm Assembly	20	Control Valve Assembly No. 43-1950	49
Front Differential Assembly No. 93-7054	21	Rear Fender & Tail Light Assembly	50
Differential Driveshaft Assembly No. 93-7116	22	Camshaft Assembly	51
Bidirectional Clutch Assembly	23	Valves & Crankshaft Assembly	52-53
Front Wheel Assembly	24	Cylinder Head Assembly	54
Front Brake Assembly	25	Crankcase Assembly	55
Constant Velocity (CV) Joint		Water Pump Assembly	56
Assembly No. 93-7078	26	Fuel Supply & Engine Block Assembly	57
Rear Frame Assembly	27	Fuel Injection Pump Assembly	58-59
Rear Axle Assembly	28-29	Governor Assembly	60
Rear Brake Assembly	30	Starter Assembly	61
Radiator & Hydraulic Pump Assembly	31	Alternator Assembly	62
Hydraulic Pump Assembly No. 87-5700	32	TORO Part Number Index	63-74

Japanese parts kit number 93-8951 contains all of the individual parts on the preceding pages designated as (Japan).

