



**Count on it.**

**Parts Catalog**

**Groundsmaster® 360 4-Wheel  
Drive Multi-Purpose Machine**

**Model No. 31223—Serial No. 31200001 and Up**

# Ordering Replacement Parts

To order replacement parts, please supply the part number, the quantity, and the description of each part desired.

## Understanding Reference Numbers

Each identified part in an illustration has a reference number. The reference number for a part also appears in the parts list, along with other information about the part.

This catalog uses two special reference number formats, one to indicate parts in a service assembly and another to indicate the quantity of a given part in an illustration.

## Service Assembly Reference Numbers

Parts in service assemblies have reference numbers in the form a:b. The a represents the reference number of the entire service assembly and the b represents a sequential number unique to each part within the service assembly.

For example, a wheel assembly might be identified by reference number 6, the tire by 6:1, the valve by 6:2, and the wheel by 6:3. When you order the assembly identified by reference number 6, you receive all parts identified by reference numbers 6:1, 6:2, and 6:3. However, you may also order any part individually. Reference numbers of this type appear in illustration and in parts lists.

## Reference Numbers Indicating Quantity

In an illustration, if a reference number indicates more than one part, the reference number has the form nX y. The n represents the quantity of the part, the X is the multiplication symbol, and the y represents the reference number.

For example, in an illustration, the reference number 2X 37 means that two of the parts identified by reference number 37 are indicated.

# List of Abbreviations

**AR:** as required

**ASM:** assembly

**BBC:** blade brake control

**BHTF:** button head thread forming

**CARR:** carriage

**CCW:** counter clockwise

**CW:** clockwise

**DEG:** degrees

**DPA:** Dual Point Adjustment

**ECM:** electronic control module

**EXT:** external

**FH:** flat head

**GA:** gauge

**HD:** heavy-duty

**HF:** hex flange

**HH:** hex head

**HHF:** hex head flange

**HHFTF:** hex head flange thread forming

**HJ:** hex jam

**HLH:** hex lag head

**HOC:** height-of-cut

**HSBH:** hex socket button head

**HSFH:** hex socket flat head

**HSH:** hex socket head

**HWH:** hex washer head

**HWTF:** hex washer head thread forming

**HYD:** hydraulic

**LH:** left hand

**LPG:** Liquid Propane Gas

**NI:** nylon insert

**NPTF:** national pipe thread fine

**PFH:** phillips flat head

**PPH:** phillips pan head

**PPHTF:** phillips pan head thread forming

**PRH:** phillips round head

**PTH:** phillips truss head

**PTO:** power-take-off

**RH:** right hand

**ROPS:** roll-over protection system

**RRB:** rear roller brush

**SFH:** slotted fillister head

**SHH:** slotted hex head

**SHWH:** slotted hex washer head

**SPH:** slotted pan head

**SQH:** square head

**SRH:** slotted round head

**STD:** standard

**TAP:** self tapping

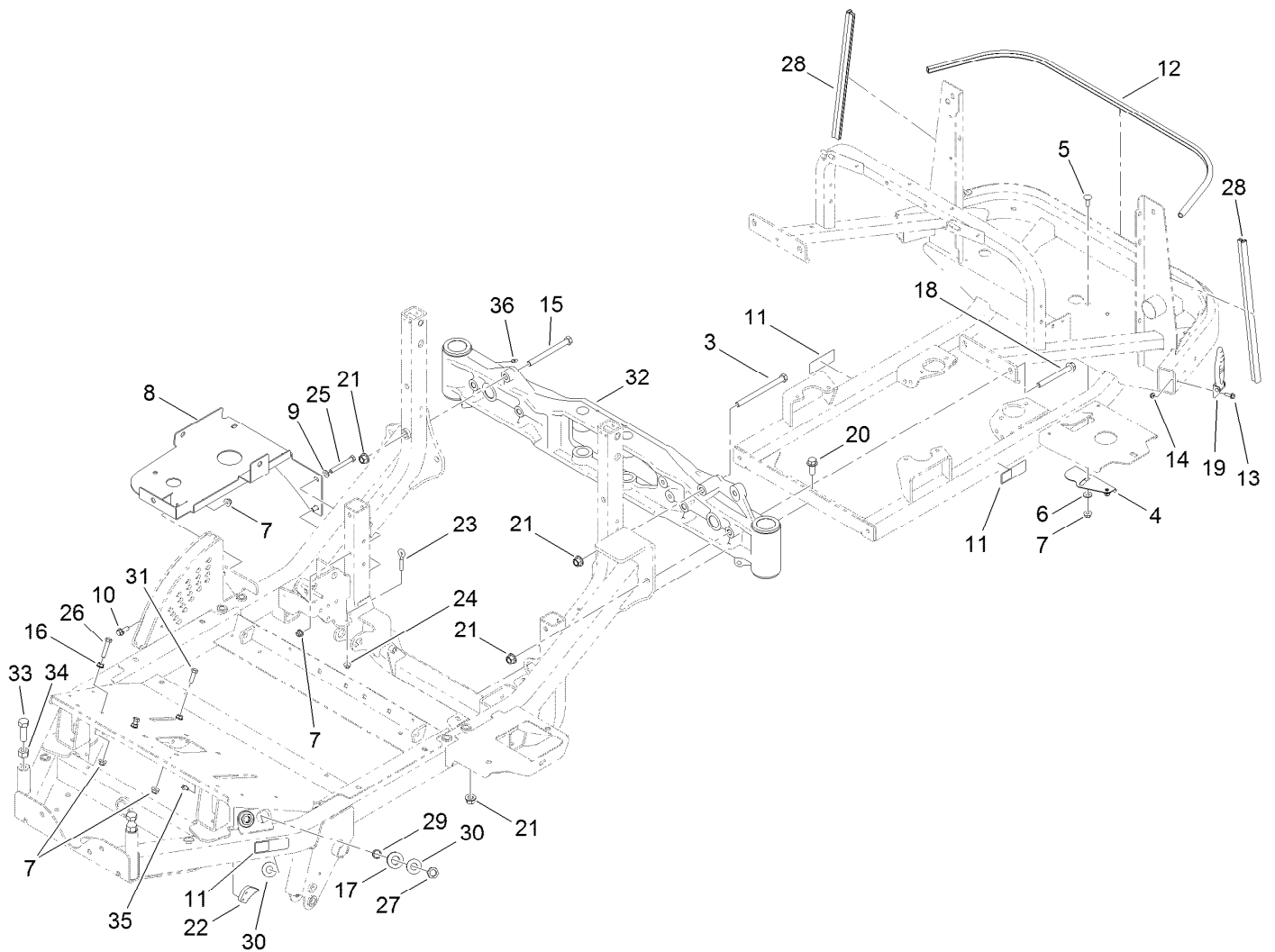
**TTH:** torx truss head

# Contents

Frame and Axle Assembly	5
Lift Shaft and Linkage Assembly	6
Hydraulic Cylinder Assembly No. 110-9834	7
Platform and Roll-Over Protection System Assembly	8
Front Axle and Tie Rod Assembly	9
Front Axle Assembly No. 119-1447	11
Hydraulic Cylinder Assembly No. 115-0060	12
Rear Steering Assembly	13
4 Wheel Drive Steering Assembly	15
Front Cover Assembly	16
Engine Component Assembly	17
Transmission Component Assembly	18
Charge Pump Housing Assembly Transmission Assembly No. 120-9140	19
Center Section Assembly Transmission Assembly No. 120-9140	20
Gear Case and Clutch Assembly Transmission Assembly No. 120-9140	21
Driveshaft Assembly No. 110-3575	22
Radiator Component Assembly	23
Radiator and Cooler Assembly	24
Muffler Assembly	25
Battery and Fuel Delivery Assembly	26
Air Cleaner Assembly	27
Fan Spacer and Thermostat Assembly	28
Engine Assembly	29
Steering Column Assembly	30
Steering Column Assembly No. 117-3371	31
Steering Valve Assembly No. 117-3265	32
Fuel Tank and Control Panel Component Assembly	33
Fuel Tank Assembly No. 120-0255	34
Seat Plate Assembly	35
4 Wheel Drive Module Control and Relay Assembly	36
Seat Assembly	37
Seat Assembly No. 107-2286	38
Seat Platform Assembly	39
Brake Pedal Assembly	40
Wheel and Brake Assembly	41
Left Hand Brake Assembly No. 120-0235	42
Right Hand Brake Assembly No. 120-0233	43
4 Wheel Drive Hydraulic Motor and Fitting Assembly	44
Hydraulic Motor Assembly No. 117-3284 (CCW)	45
Hydraulic Motor Assembly No. 117-3285 (CW)	46
Neutral and Traction Pedal Assembly	47
Traction Pump Linkage Assembly	48
Link Assembly No. 112-5099	49
Hood Assembly	50
Storage Compartment Assembly	51
Deck Lift Valve and Hydraulic Fitting Assembly	52
Hydraulic Gear Pump Assembly No. 115-0375	54
Deck Lift Valve Assembly No. 115-0356	55
Hydraulic Tube and Hose Assembly	56
Hydraulic Valve Assembly	58
Steering Selector Valve Assembly No. 115-0280	59
Cross-Trax Traction Valve Assembly No. 117-2247	60
4 Wheel Drive Hydraulic Hose Assembly	61
Electrical Assembly	62

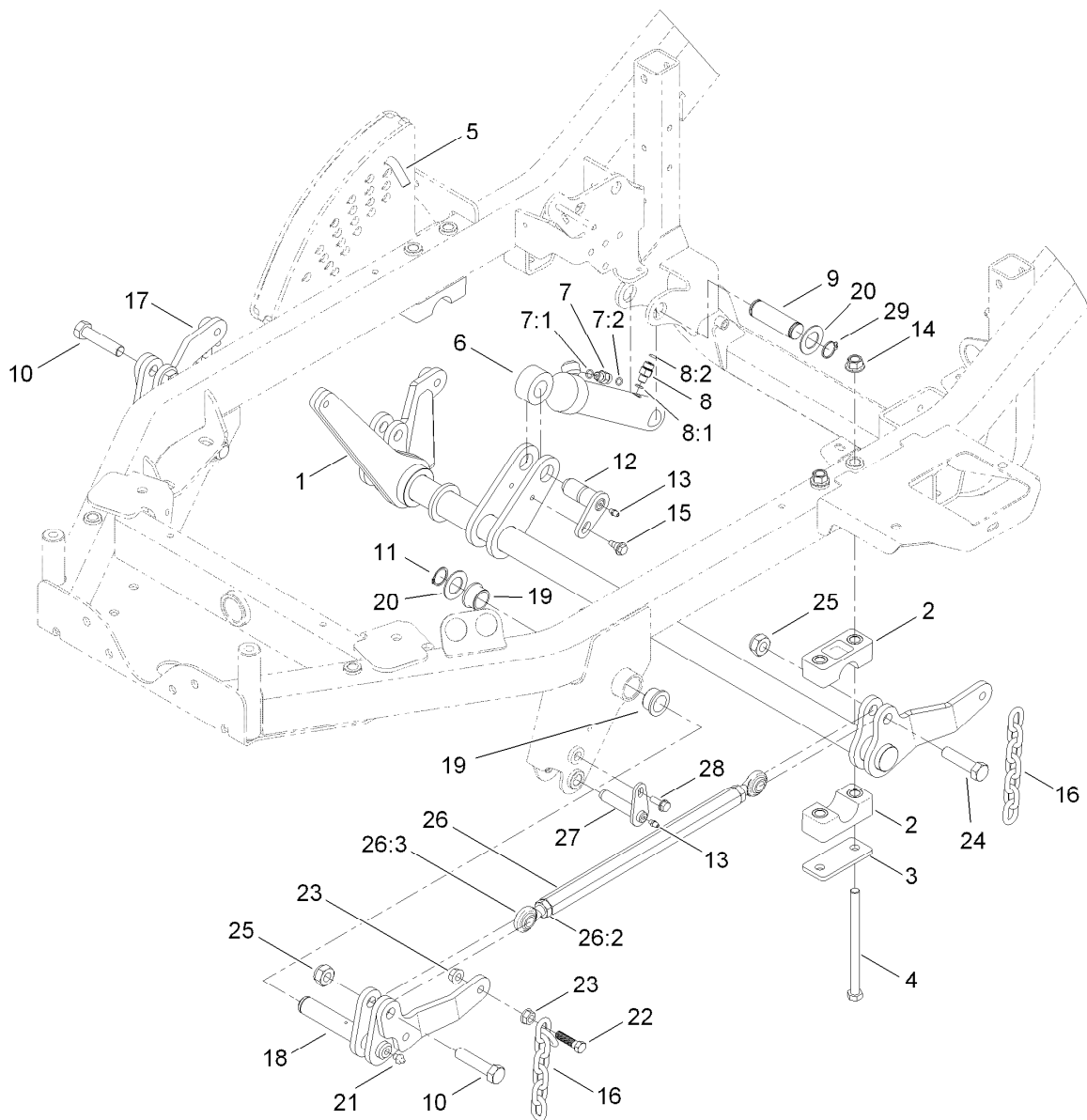
# Contents (continued)

Crankcase Assembly . . . . .	63
Oil Pan Assembly . . . . .	64
Cylinder Head Assembly . . . . .	65
Gear Case Assembly . . . . .	66
Cylinder Head Cover Assembly . . . . .	67
Dipstick and Guide Assembly . . . . .	68
Main Bearing Case Assembly . . . . .	69
Cam Shaft and Idle Gear Assembly . . . . .	70
Piston and Crankshaft Assembly . . . . .	71
Flywheel Assembly . . . . .	72
Fuel Camshaft and Governor Shaft Assembly . . . . .	73
Idle Apparatus Assembly . . . . .	74
Injection Pump Assembly . . . . .	75
Governor Assembly . . . . .	76
Speed Control Plate Assembly . . . . .	77
Nozzle Holder and Glow Plug Assembly . . . . .	78
Nozzle Holder Component Assembly . . . . .	79
Alternator and Pulley Assembly . . . . .	80
Alternator Components . . . . .	81
Starter Assembly . . . . .	82
Starter (Component Part) Assembly . . . . .	83
Water Flange Assembly . . . . .	84
Water Pump Assembly . . . . .	85
Valve and Rocker Arm Assembly . . . . .	86
Intake and Exhaust Manifold Assembly . . . . .	87
Muffler Gasket and Operator Manual . . . . .	88
Attachments and Accessories . . . . .	89



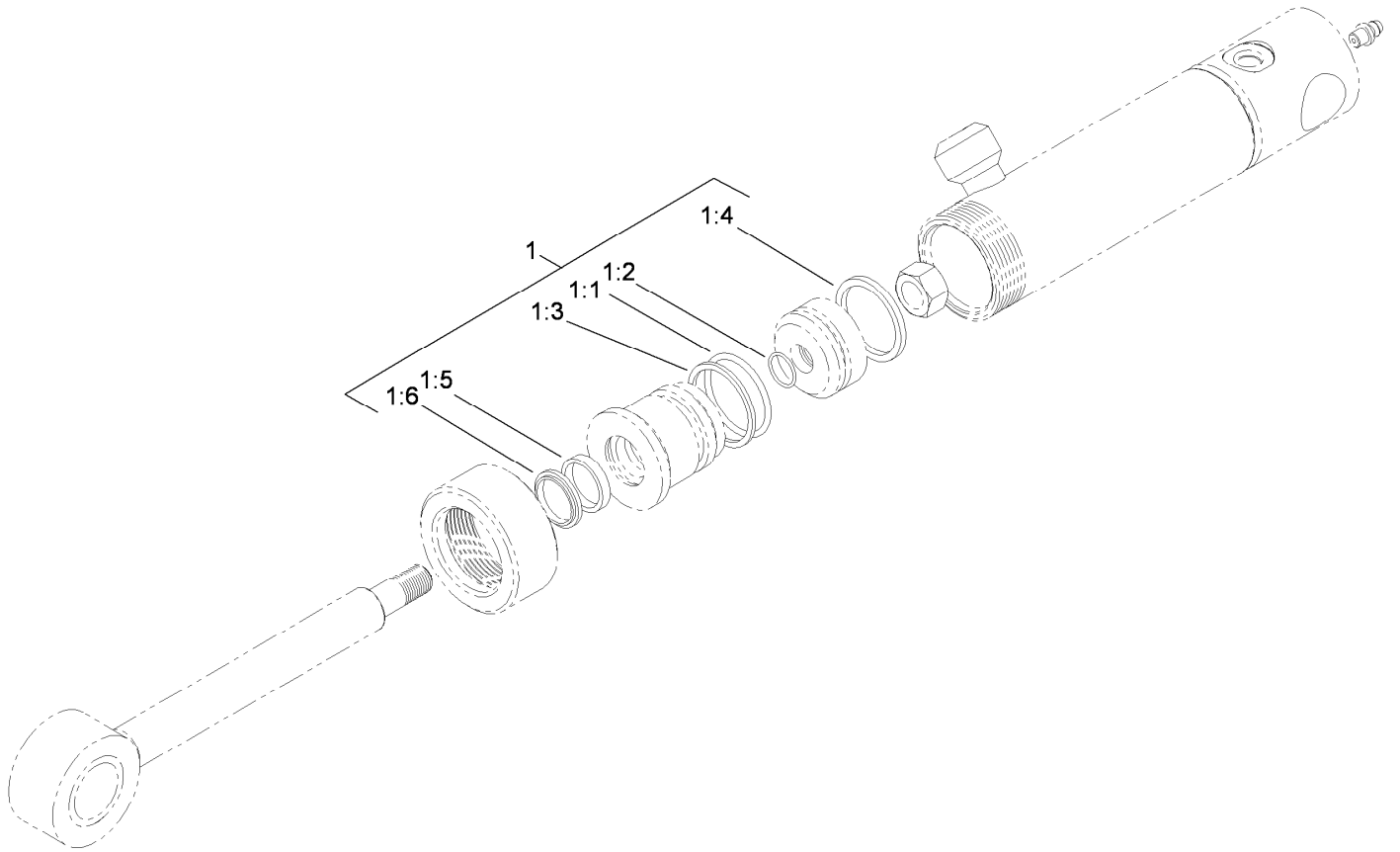
## Frame and Axle Assembly

<i>Ref.</i>	<i>Part Number</i>	<i>Qty.</i>	<i>Description</i>	<i>Ref.</i>	<i>Part Number</i>	<i>Qty.</i>	<i>Description</i>
3	325-33	1	Screw-HH	20	3234-38	3	Screw-HHF
4	117-3190	1	Cover-Lower	21	99-5107	9	Nut-Lock
5	3231-22	2	Screw-CARR	22	99-7214	1	Pawl-Brake
6	66-2920	2	Washer-Friction	23	1-303238	1	Eyebolt-Thread, RH
7	104-8301	8	Nut-Flange, NI	24	104-8300	1	Nut-Flange, NI
8	117-3385-03	1	Bracket-Tank, HYD	25	323-14	2	Screw-HH
9	3256-24	2	Washer-Flat	26	323-53	2	Screw-HH
10	3234-24	1	Screw-HHF	27	340-70	2	Nut-Lock
11	106-9206	4	Decal-Torque, Wheel	28	107-2269	2	Seal-Bulb
12	117-3311	1	Seal-Bulb	29	69-8970	2	Spacer
13	3234-4	2	Screw-HHF	30	69-8940	4	Washer
14	104-7201	2	Nut-HF	31	323-7	1	Screw-HH
15	325-22	1	Screw-HH	32	119-1448	1	Rear Axle ASM
16	3290-357	3	Nut-HHF, Whiz	33	327-6	2	Screw-HH
17	240-4	2	Grommet-Rubber	34	3217-11	2	Nut-Hex
18	117-3176	4	Screw-HHF	35	3234-13	2	Screw-HHF
19	103-2898	2	Latch-Rubber	36	302-5	2	Fitting-Grease



## Lift Shaft and Linkage Assembly

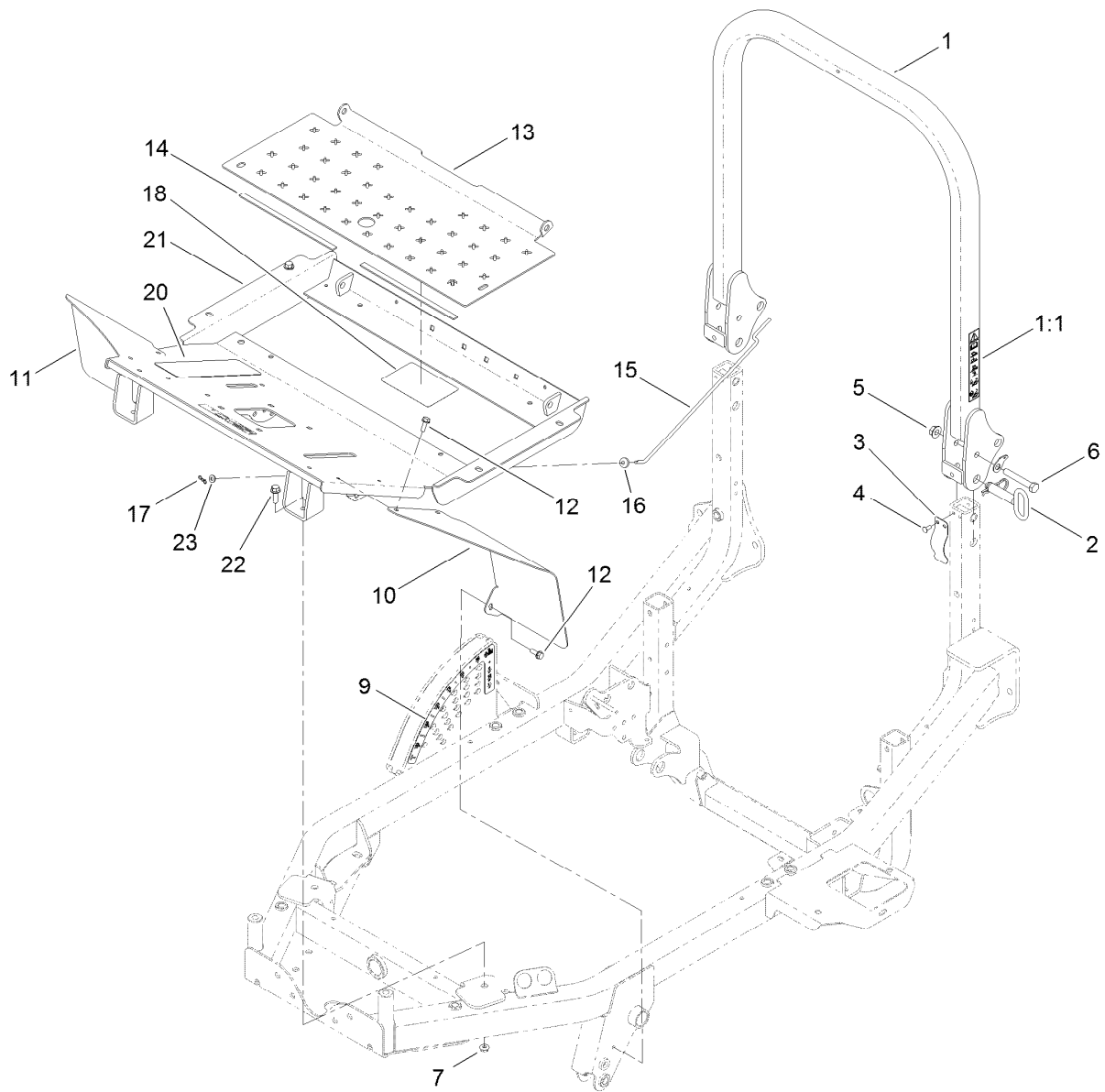
Ref.	Part Number	Qty.	Description	Ref.	Part Number	Qty.	Description
1	115-0190-03	1	Lift Shaft ASM	15	99-5105	1	Bolt-Shoulder
2	115-0491	4	Cap-Bearing	16	119-1385	4	Chain-HOC
3	117-2903	2	Plate-Bearing	17	119-1380-03	1	RH Lift ASM
4	325-37	4	Screw-HH	18	119-1383-03	1	LH Lift ASM
5	112-9544	1	Pin-HOC	19	114-5680	4	Bushing-Flange
6	110-9834	1	HYD Cylinder ASM	20	69-9010	4	Washer
7	340-92	1	Fitting-HYD, Straight	21	302-2	2	Fitting-Grease
7:1	237-78	1	O-Ring	22	103-1898	4	Screw-HH
7:2	237-21	1	O-Ring	23	32128-37	8	Nut-HF
8	95-1639	1	Fitting-HYD	24	327-7	2	Screw-HH
8:1	237-78	1	O-Ring	25	3296-61	4	Nut-Lock
8:2	237-21	1	O-Ring	26	114-4059	2	Link ASM
9	115-0183	1	Shaft-Cylinder, Lift	26:2	3220-6	2	Nut-Jam
10	327-8	2	Screw-HH	26:3	1-633029	2	Balljoint-Spherical
11	32151-29	2	Ring-Retaining	27	112-1602	2	Pin-Retainer
12	98-2654	1	Pivot Pin ASM	28	32144-41	2	Screw-Taptite
13	302-5	3	Fitting-Grease	29	32151-36	2	Ring-Retaining
14	99-5107	4	Nut-Lock				



## Hydraulic Cylinder Assembly No. 110-9834

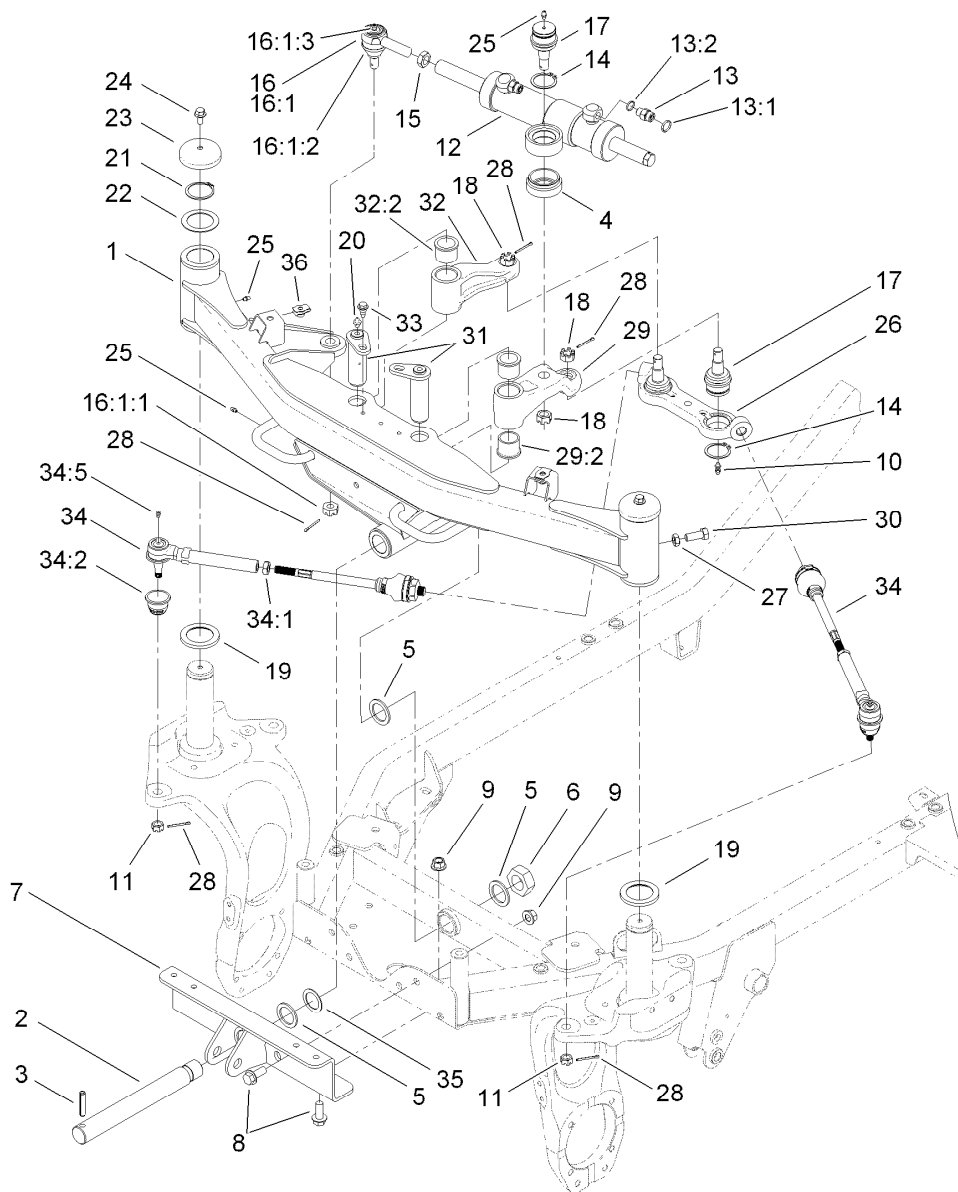
<i>Ref.</i>	<i>Part Number</i>	<i>Qty.</i>	<i>Description</i>
1	112-6353	1	Seal Kit
1:1		1	O-Ring ●
1:2		1	O-Ring ●
1:3		1	Backup ●
1:4		1	Seal-Bp ●
1:5		1	Seal-Rod ●
1:6		1	Seal-Dust ●

● Not serviced separately



## Platform and Roll-Over Protection System Assembly

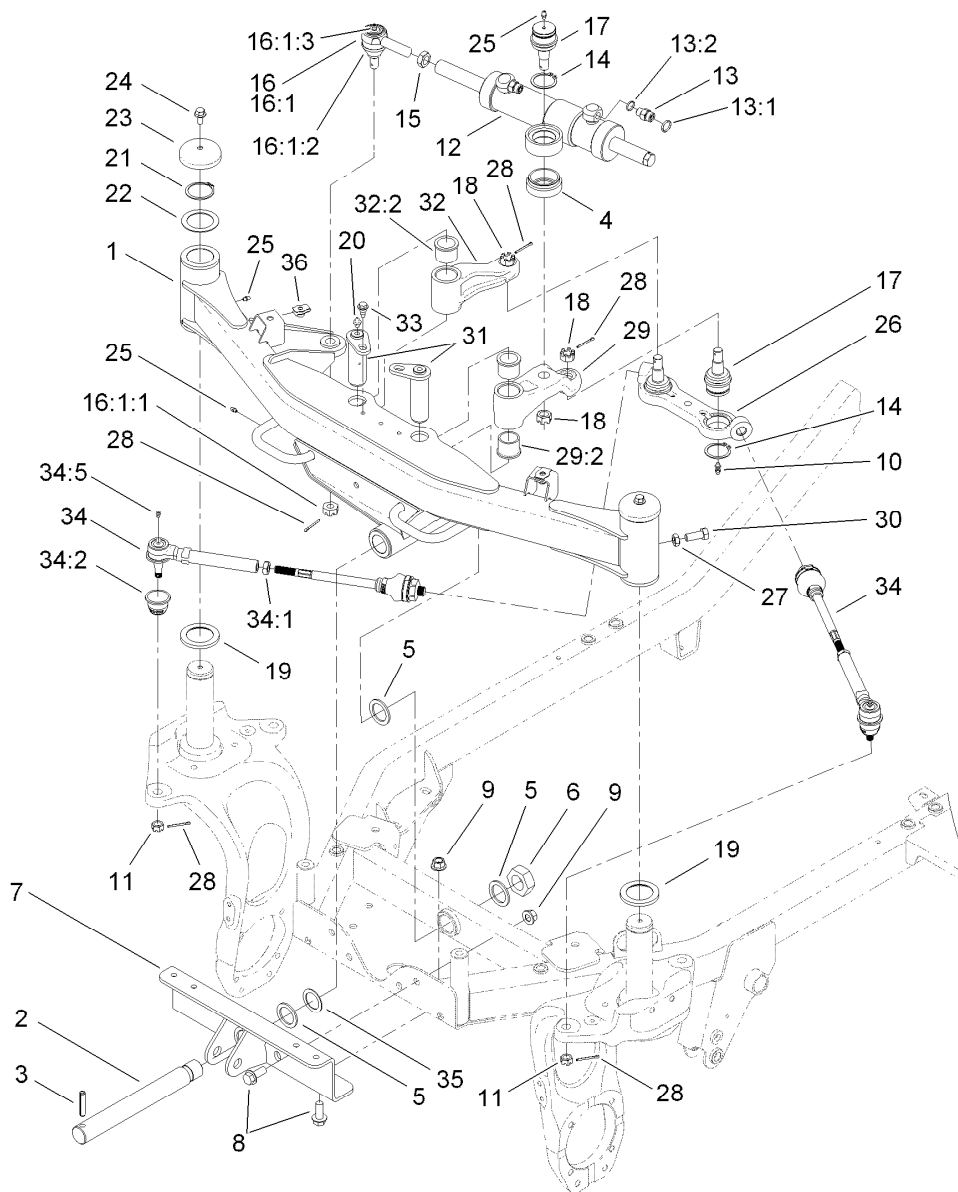
<i>Ref.</i>	<i>Part Number</i>	<i>Qty.</i>	<i>Description</i>	<i>Ref.</i>	<i>Part Number</i>	<i>Qty.</i>	<i>Description</i>
1	120-0253	1	ROPS ASM	12	32144-41	6	Screw-Taptite
1:1	117-3272	1	Decal-Danger, ROPS	13	117-3204-03	1	Plate-Floor
2	103-4553	2	ROPS Fold Pin ASM	14	115-8827	2	Foam-Strip
3	110-5696	2	Spring-Leaf	15	110-9847	1	Rod-Prop
4	3290-412	4	Rivet	16	237-141	1	Grommet-Rubber
5	32128-23	2	Nut-HF	17	119-1414	1	Pin-Cotter, Locking
6	112-7264	2	Screw-HH	18	112-1461	1	Decal-Routing, Belt
7	104-8301	2	Nut-Flange, NI	20	71-0440	1	Abrasive-Pedal
9	115-0492	1	Decal-HOC	21	119-1398-01	1	Platform ASM
10	117-3203-03	1	Fender-Front, LH	22	3234-24	4	Screw-HHF
11	117-3202-03	1	Fender-Front, RH	23	3256-22	1	Washer-Flat



## Front Axle and Tie Rod Assembly

Ref.	Part Number	Qty.	Description	Ref.	Part Number	Qty.	Description
1	119-1447	1	Front Axle ASM	16:1		1	End-Rod, Tie (RH) ●
2	119-1376	1	Shaft-Pivot	16:1:1	105-7941	1	Nut-Hex, Slotted
3	32121-110	1	Pin-Roll, Slotted	16:1:2	105-7835	1	Seal
4	120-0238	1	Spacer-Cylinder	16:1:3	302-5	1	Fitting-Grease
5	98-1452	3	Washer-Thrust	17	106-6774	3	Joint-Ball
6	3296-68	1	Nut-Lock, NI	18	32136-2	3	Nut-SHH
7	117-2920-03	1	Axle Support ASM	19	100-2508	2	Washer-Thrust
8	3234-38	6	Screw-HHF	20	302-2	2	Fitting-Grease
9	99-5107	6	Nut-Lock	21	100-4196	2	Ring-Retaining
10	302-60	2	Fitting-Grease	22	115-0169	2	Washer-Thrust
11	32136-3	2	Nut-SHH	23	100-3362	2	Cap-Spindle
12	115-0060	1	HYD Cylinder ASM	24	3234-12	2	Screw-HHF
13	340-2	2	Fitting-HYD, Straight	25	302-5	4	Fitting-Grease
13:1	237-22	1	O-Ring	26	117-2986	1	Centerlink
13:2	237-42	1	O-Ring	27	3218-5	2	Nut-Jam
14	32151-104	3	Ring-Retaining, External	28	3272-12	6	Pin-Cotter
15	84-5300	1	Nut-Jam	29	120-0391	1	Front LH Arm ASM
16	71-4740-03	1	End-Rod, Tie	29:2	94-8947	2	Bushing-Flange

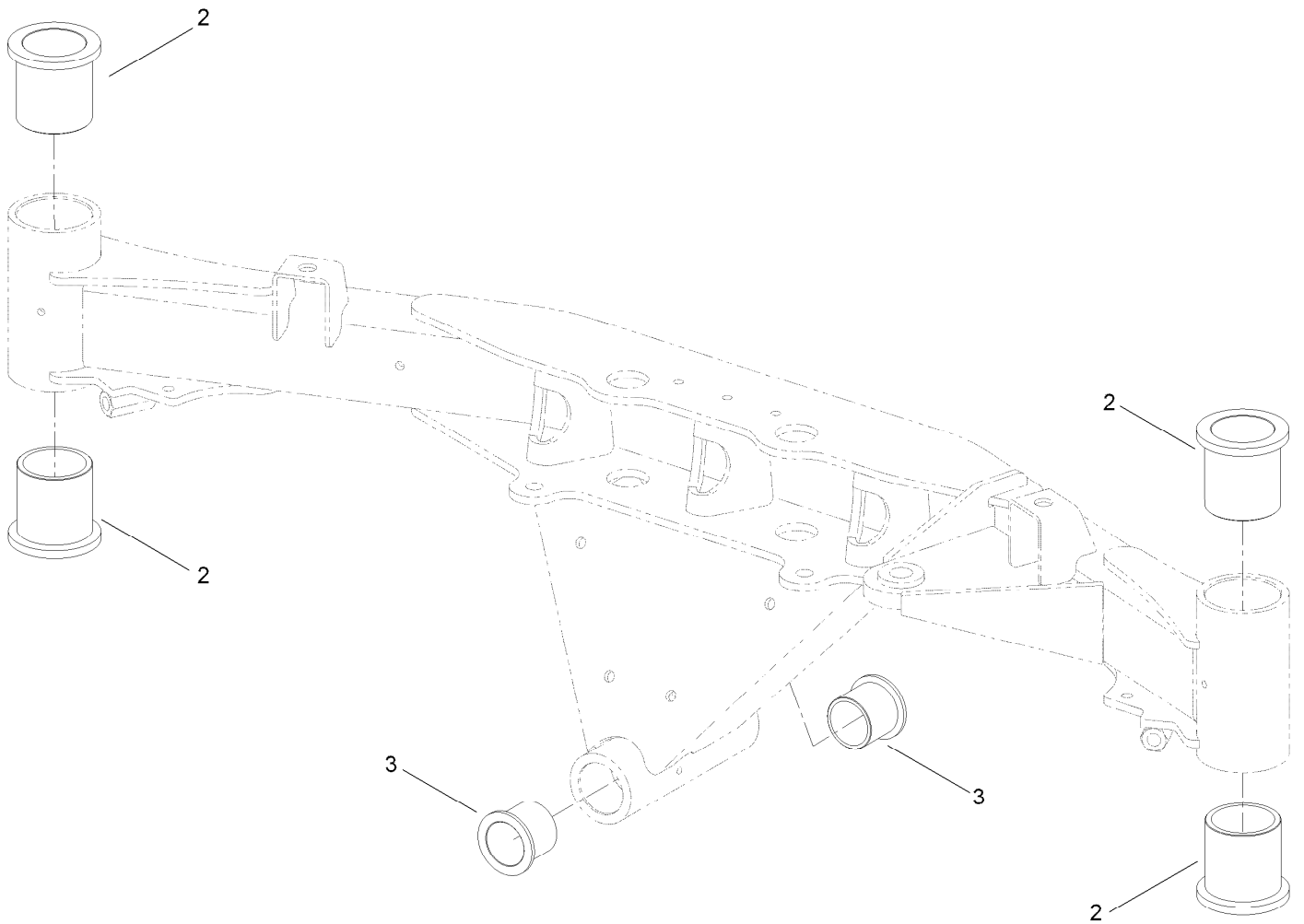
● Not serviced separately



## Front Axle and Tie Rod Assembly (continued)

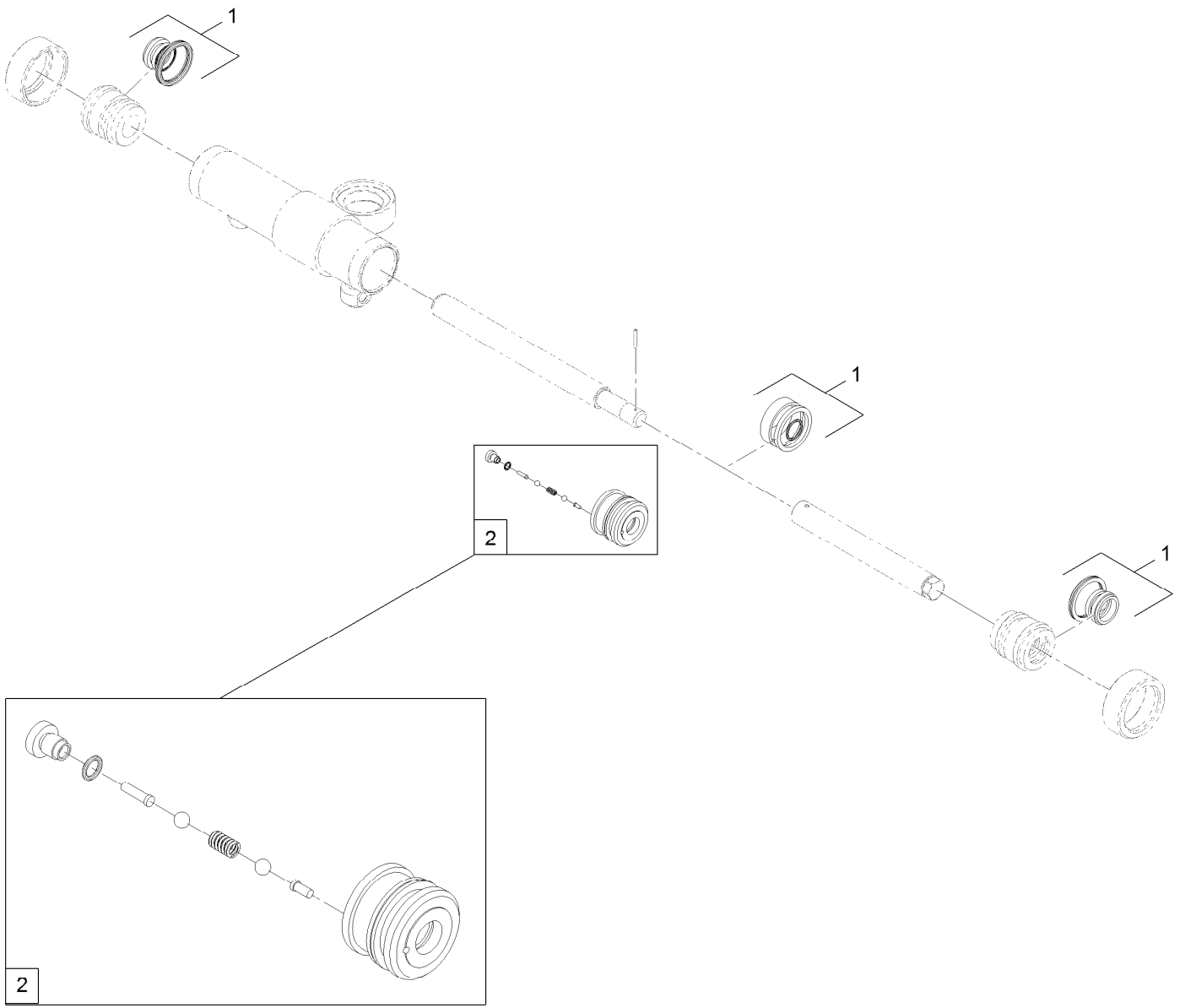
<i>Ref.</i>	<i>Part Number</i>	<i>Qty.</i>	<i>Description</i>	<i>Ref.</i>	<i>Part Number</i>	<i>Qty.</i>	<i>Description</i>
30	325-6	2	Screw-HH	34:1	42-9650	1	Nut-Hex, Jam
31	117-3167	2	Front Pin ASM	34:2	117-3287	1	Dust Boot
32	120-0390	1	Front RH Arm ASM	34:5	302-5	1	Fitting-Grease
32:2	94-8947	2	Bushing-Flange	35	93-4628	1	Washer
33	99-5105	2	Bolt-Shoulder	36	105-4886	2	Nut-Tinnerman
34	117-2983	2	Rod-Tie, Front				

● Not serviced separately



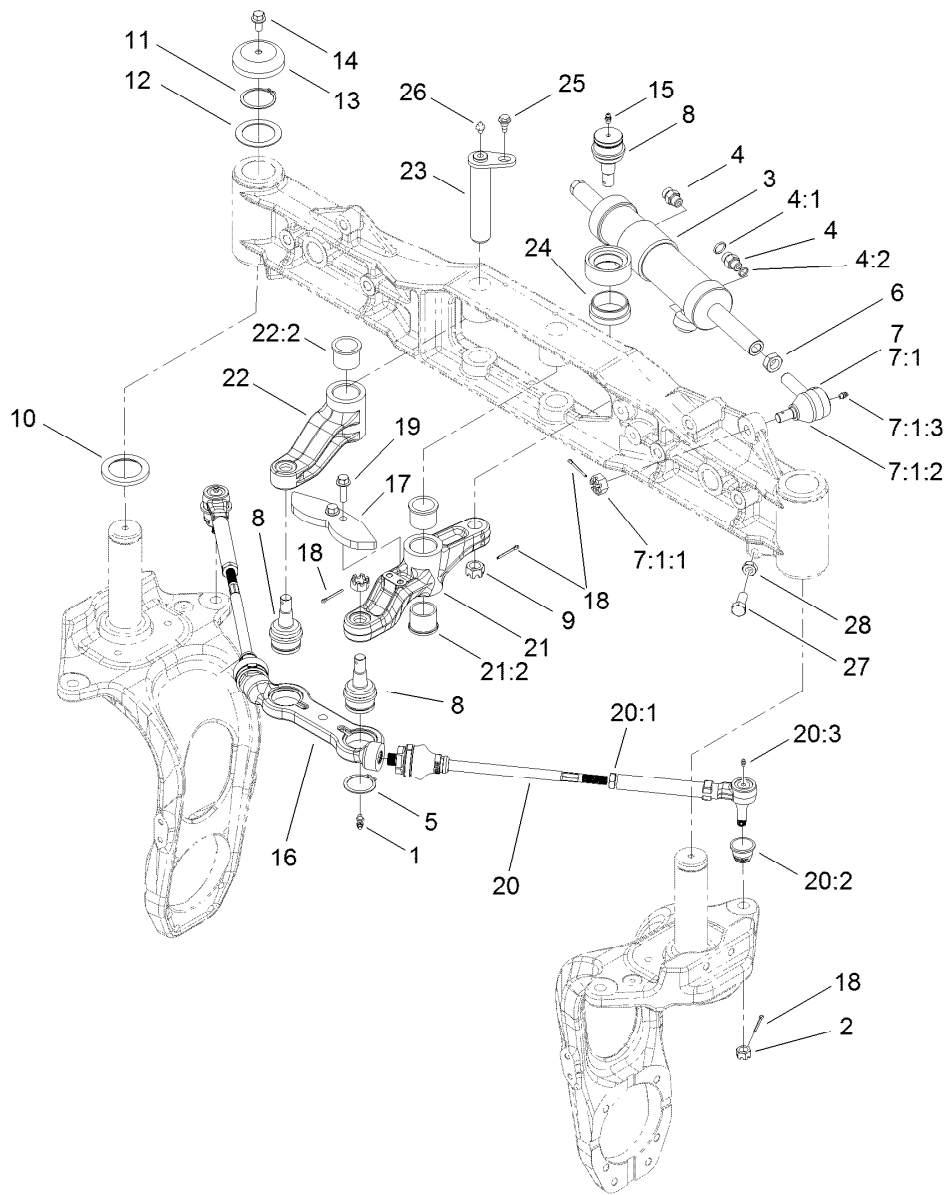
## Front Axle Assembly No. 119-1447

<i>Ref.</i>	<i>Part Number</i>	<i>Qty.</i>	<i>Description</i>
2	100-2506	4	Bushing-Castor
3	69-6470	2	Bushing-Castor



## Hydraulic Cylinder Assembly No. 115-0060

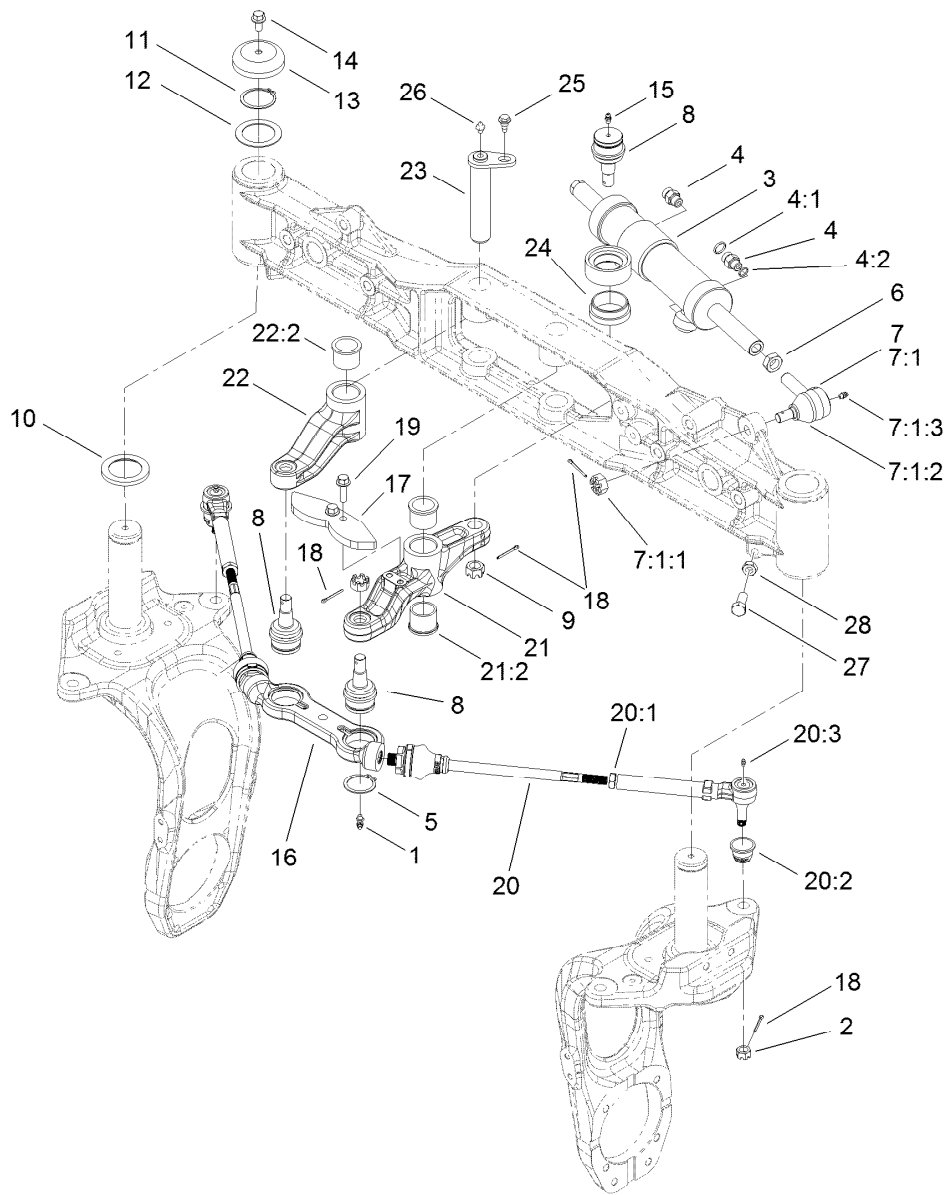
<i>Ref.</i>	<i>Part Number</i>	<i>Qty.</i>	<i>Description</i>
1	120-2557	1	Seal Kit
2	120-2556	1	Valve-Check, Rephasing



## Rear Steering Assembly

Ref.	Part Number	Qty.	Description	Ref.	Part Number	Qty.	Description
1	302-60	2	Fitting-Grease	13	100-3362	2	Cap-Spindle
2	32136-3	2	Nut-SHH	14	3234-12	2	Screw-HHF
3	115-0060	1	HYD Cylinder ASM	15	302-5	1	Fitting-Grease
4	340-2	2	Fitting-HYD, Straight	16	117-2986	1	Centerlink
4:1	237-22	1	O-Ring	17	117-3376-03	1	Plate-Cam, Pittman
4:2	237-42	1	O-Ring	18	3272-12	6	Pin-Cotter
5	32151-104	3	Ring-Retaining, External	19	3234-24	2	Screw-HHF
6	84-5300	1	Nut-Jam	20	117-2984	2	Rod-Tie, Rear
7	71-4740-03	1	End-Rod, Tie	20:1	42-9650	1	Nut-Hex, Jam
7:1		1	End-Rod, Tie (RH) ●	20:2	117-3287	1	Dust Boot
7:1:1	105-7941	1	Nut-Hex, Slotted	20:3	302-5	1	Fitting-Grease
7:1:2	105-7835	1	Seal	21	120-0393	1	Rear LH Arm ASM
7:1:3	302-5	1	Fitting-Grease	21:2	94-8947	2	Bushing-Flange
8	106-6774	3	Joint-Ball	22	120-0392	1	Rear RH Arm ASM
9	32136-2	3	Nut-SHH	22:2	94-8947	2	Bushing-Flange
10	100-2508	2	Washer-Thrust	23	117-3137	2	Pin ASM
11	100-4196	2	Ring-Retaining	24	120-0238	1	Spacer-Cylinder
12	115-0169	2	Washer-Thrust	25	99-5105	2	Bolt-Shoulder

● Not serviced separately

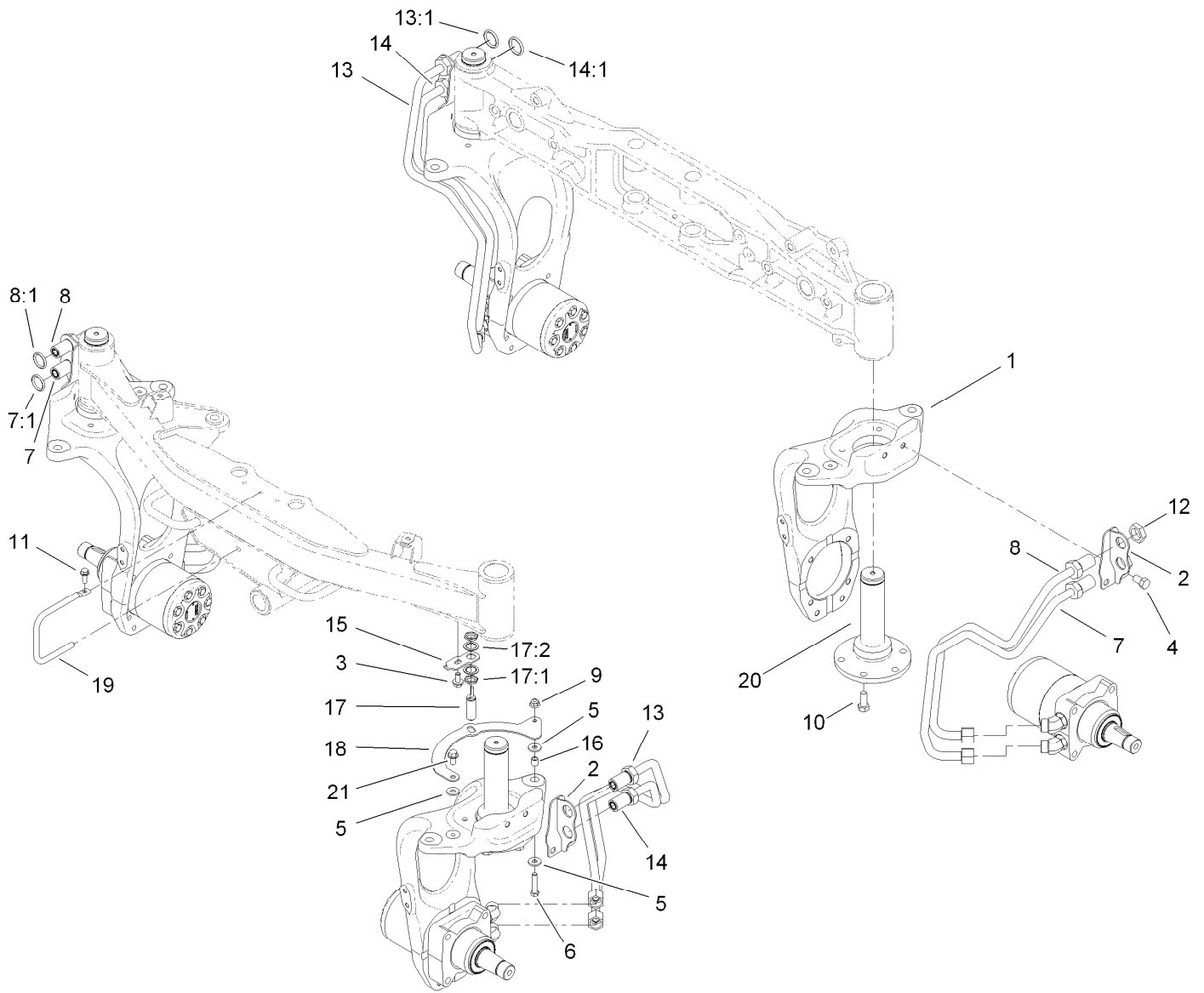


## Rear Steering Assembly (continued)

Ref.	Part Number	Qty.	Description
26	302-2	2	Fitting-Grease

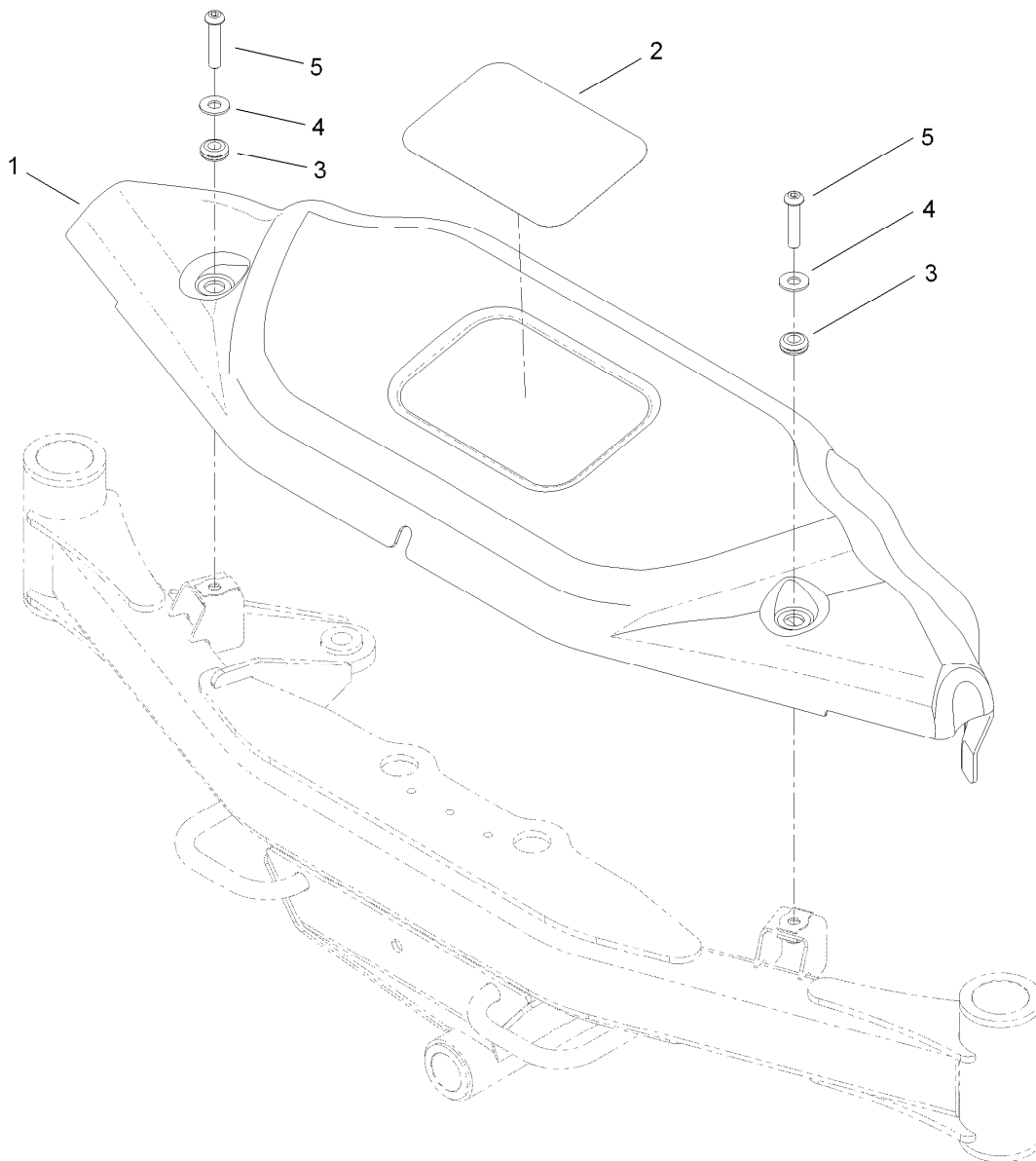
Ref.	Part Number	Qty.	Description
27	325-6	2	Screw-HH
28	3218-5	2	Nut-Jam

● Not serviced separately



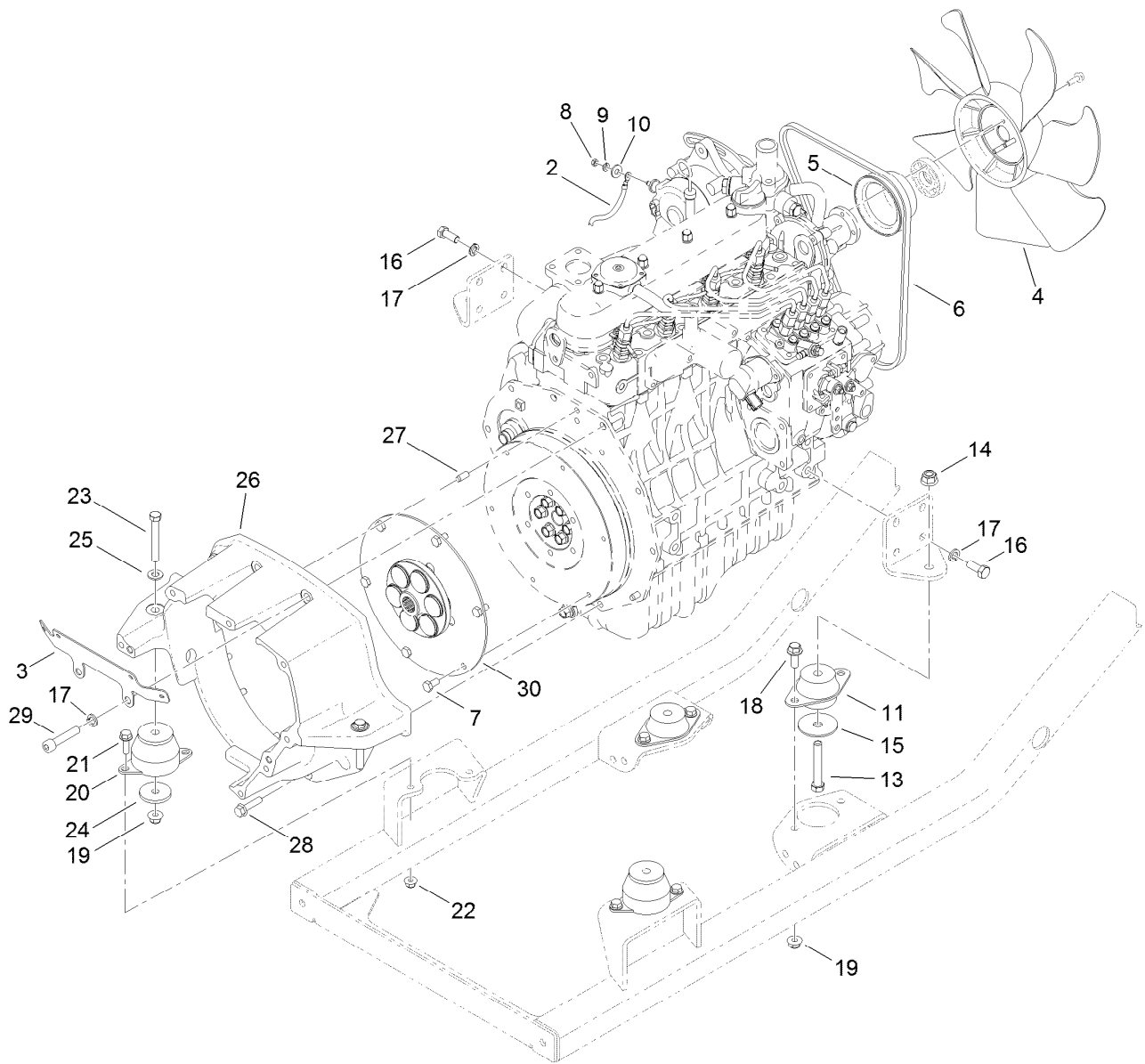
## 4 Wheel Drive Steering Assembly

Ref.	Part Number	Qty.	Description	Ref.	Part Number	Qty.	Description
1	117-2951	4	Base-Fork, Steer	13	117-2946	2	Upper Tube ASM (Rlrf)
2	119-1410-03	4	Bulkhead Bracket ASM	13:1	237-65	1	O-Ring
3	110-9380	1	Screw-HWH	14	117-2947	2	Lower Tube ASM (Rlrf)
4	325-3	8	Screw-HH	14:1	237-65	1	O-Ring
5	5-0838	3	Washer	15	119-1413	1	Bracket-Sensor
6	32128-21	1	Nut-HF	16	103-1166	1	Spacer-Tube, Pump Link
7	117-2948	2	Upper Tube ASM (Lrff)	17	115-5300	1	Proximity Switch ASM
7:1	237-65	1	O-Ring	17:1	117-3207	2	Nut-Hex
8	117-2949	2	Lower Tube ASM (Lrff)	17:2	117-3208	2	Washer-Lock, Int Tooth
8:1	237-65	1	O-Ring	18	117-2216-03	1	Bracket-Target
9	323-8	1	Screw-HH	19	117-3178	1	Rod-Guide
10	117-3266	20	Screw-HH	20	117-3361	4	Spindle-Steer
11	32144-41	1	Screw-Taptite	21	3234-47	1	Screw-HHF
12	340-74	8	Nut-Lock, Bulkhead				



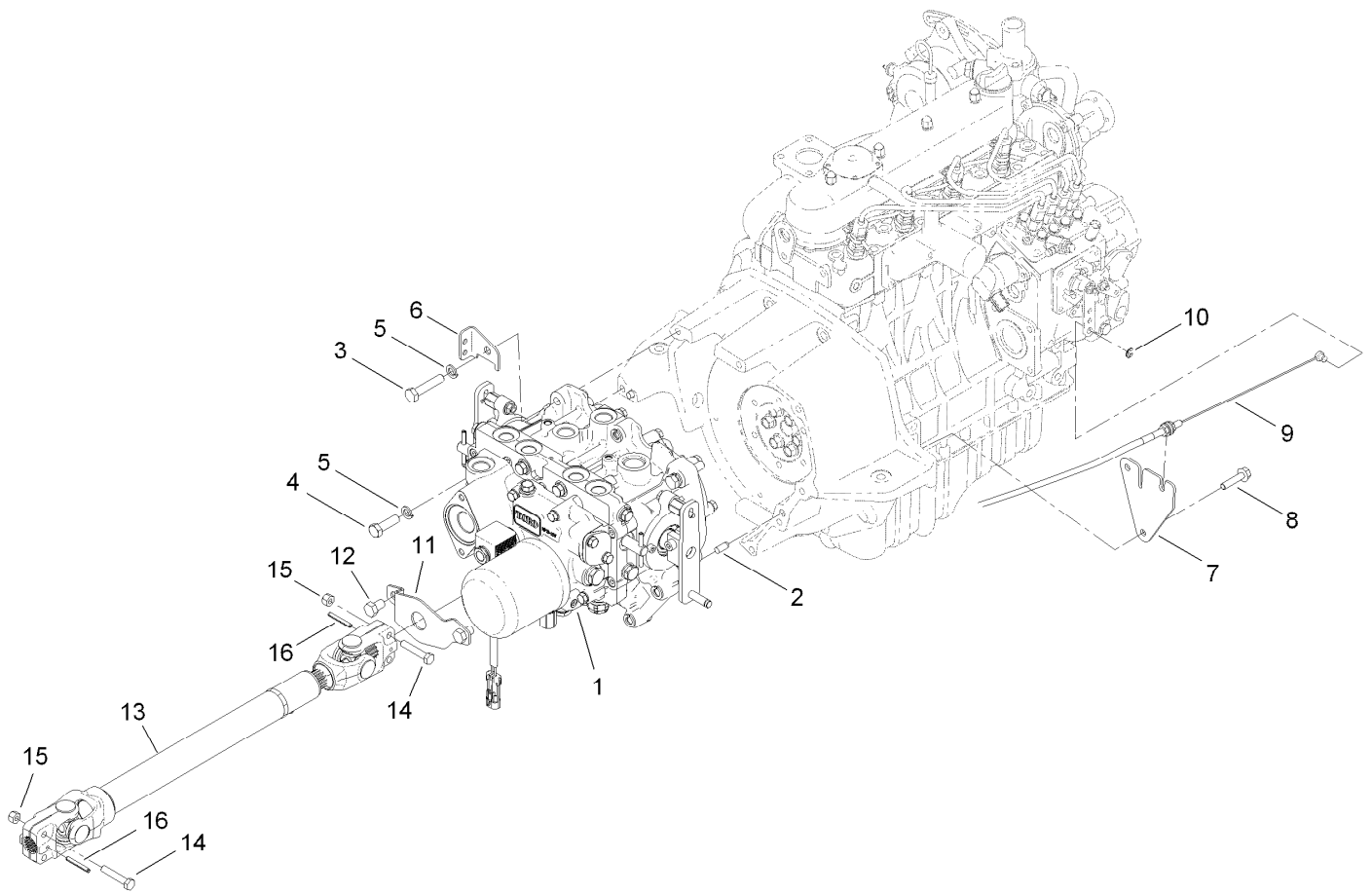
## Front Cover Assembly

<i>Ref.</i>	<i>Part Number</i>	<i>Qty.</i>	<i>Description</i>
1	119-9895	1	Cover-Front
2	104-7213	1	Decal
3	1-633630	2	Grommet
4	100-7403	2	Washer-Flat
5	95-3857	2	Screw-HSBH



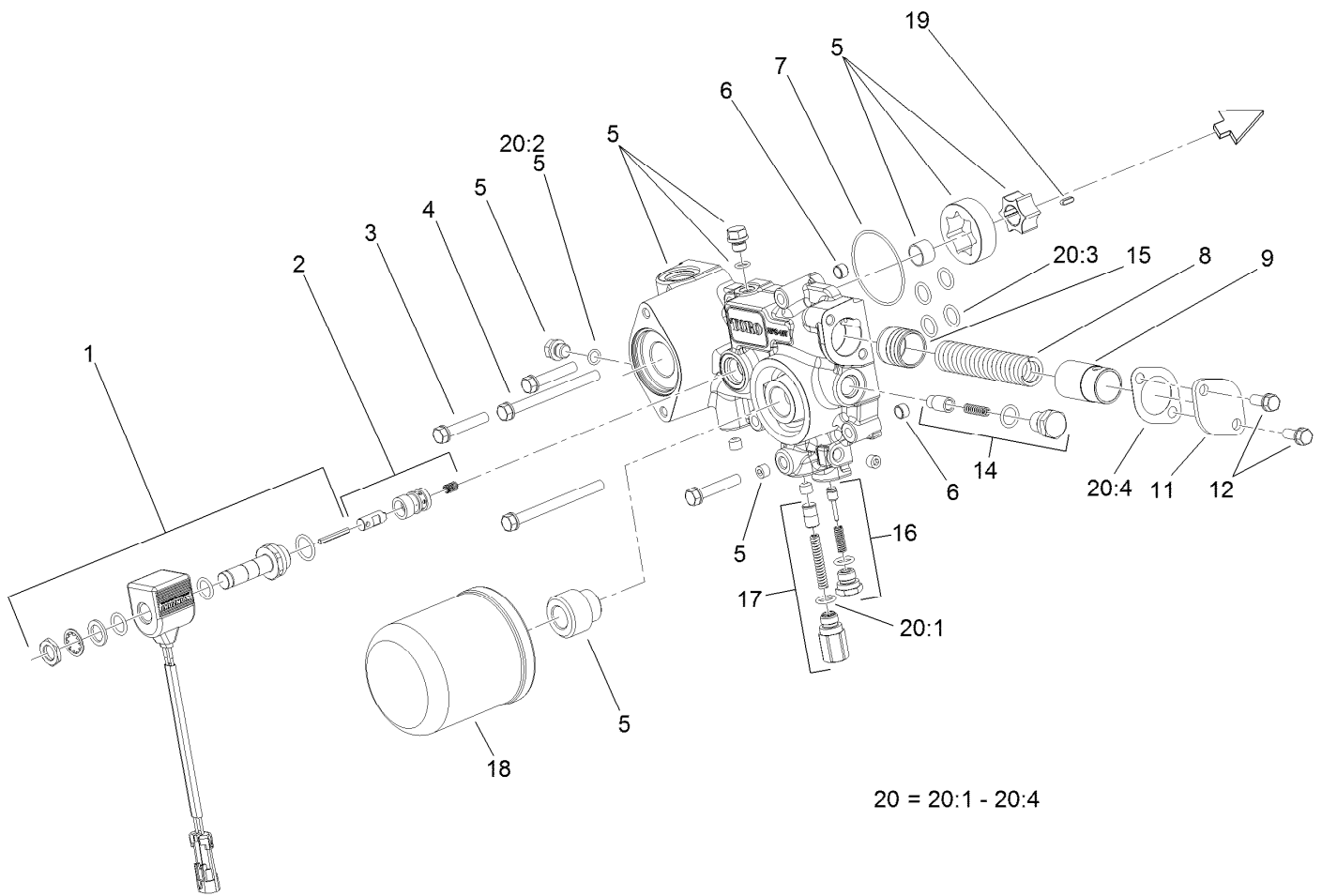
## Engine Component Assembly

<i>Ref.</i>	<i>Part Number</i>	<i>Qty.</i>	<i>Description</i>	<i>Ref.</i>	<i>Part Number</i>	<i>Qty.</i>	<i>Description</i>
2	100-5552	1	Harness-Wire	17	48-9590	10	Washer-Lock
3	117-3173-03	1	Support-Cable	18	3234-42	4	Screw-HHF
4	107-9096	1	Fan-Cooling	19	104-8301	6	Nut-Flange, NI
5	99-3453	1	Pulley-Fan	20	107-2289	2	Mount-Motor
6	115-0123	1	V-Belt	21	3234-17	4	Screw-HHF
7	99-5132	6	Bolt	22	104-8300	4	Nut-Flange, NI
8	33013-00	1	Nut-Hex	23	323-13	2	Screw-HH
9	43-5930	1	Washer-Lock, Spring	24	80-8560	2	Washer-Hardened
10	3256-2	1	Washer-Flat	25	3256-24	2	Washer-Flat
11	53-9681	2	Mount-Engine	26	108-5193	1	Housing-Flywheel
13	324-11	2	Screw-HH	27	87-1910	2	Pin-Dowel
14	114-8417	2	Nut-HF, NI	28	33104-035	6	Screw-HHF
15	87-5100	2	Washer-Snubbing	29	3274-106	2	Screw-HSH
16	43-0090	8	Screw-HH	30	110-9729	1	Flywheel Coupling ASM



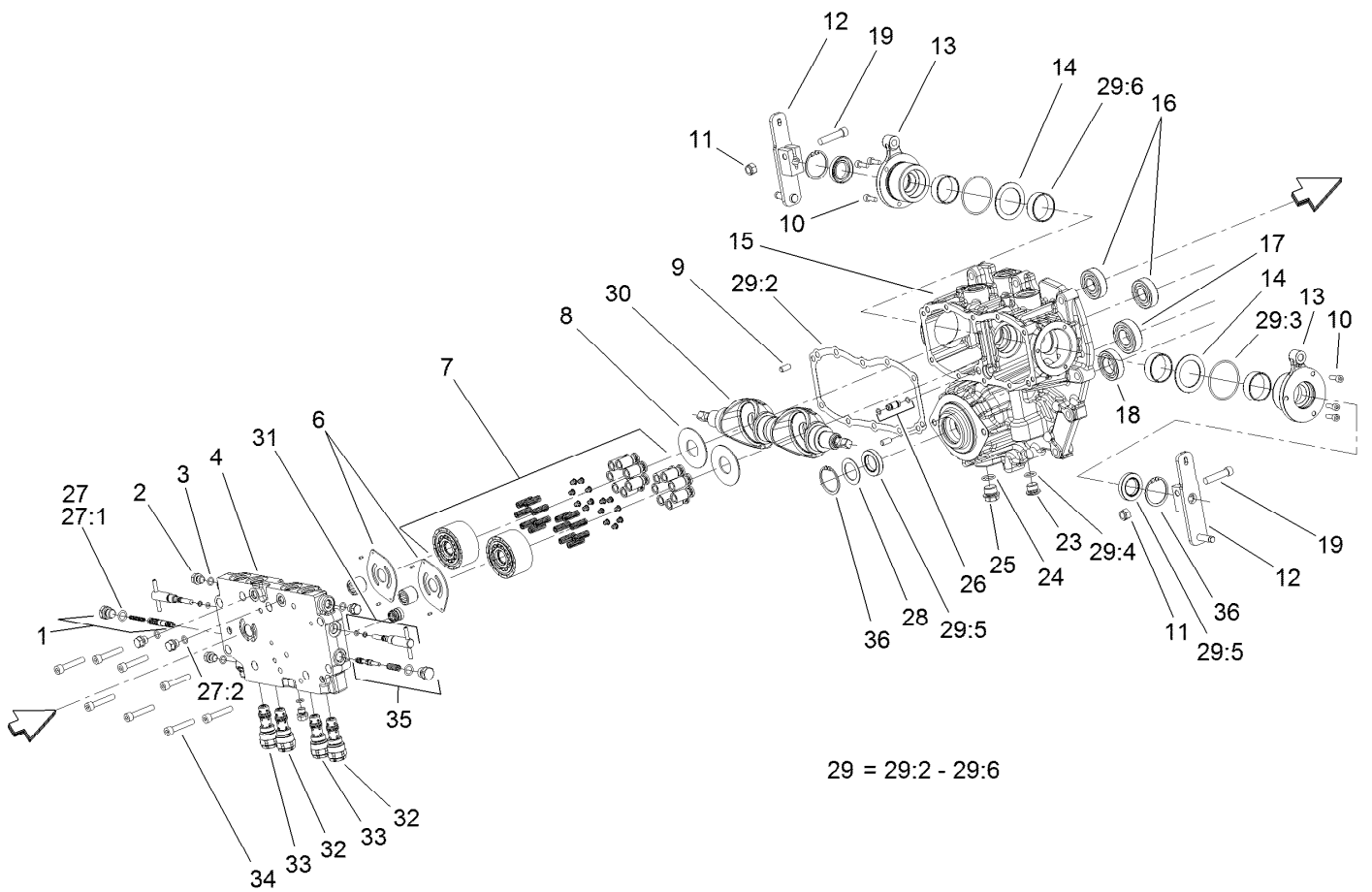
## Transmission Component Assembly

<i>Ref.</i>	<i>Part Number</i>	<i>Qty.</i>	<i>Description</i>	<i>Ref.</i>	<i>Part Number</i>	<i>Qty.</i>	<i>Description</i>
1	120-9140	1	Transmisson ASM	9	115-0339	1	Cable-Throttle/Choke
2	87-1910	2	Pin-Dowel	10	701197	1	E-Ring
3	33115-050	6	Screw-HH	11	114-4088	1	Shield-Seal
4	33115-035	1	Screw-HH	12	33115-016	2	Screw-HH
5	48-9590	7	Washer-Lock	13	110-3575	1	Driveshaft ASM
6	120-0239	1	Support-Tube	14	322-9	4	Screw-HH
7	114-4060	1	Bracket-Throttle	15	3296-29	4	Nut-Lock, NI
8	33104-035	2	Screw-HHF	16	32121-34	2	Pin-Roll



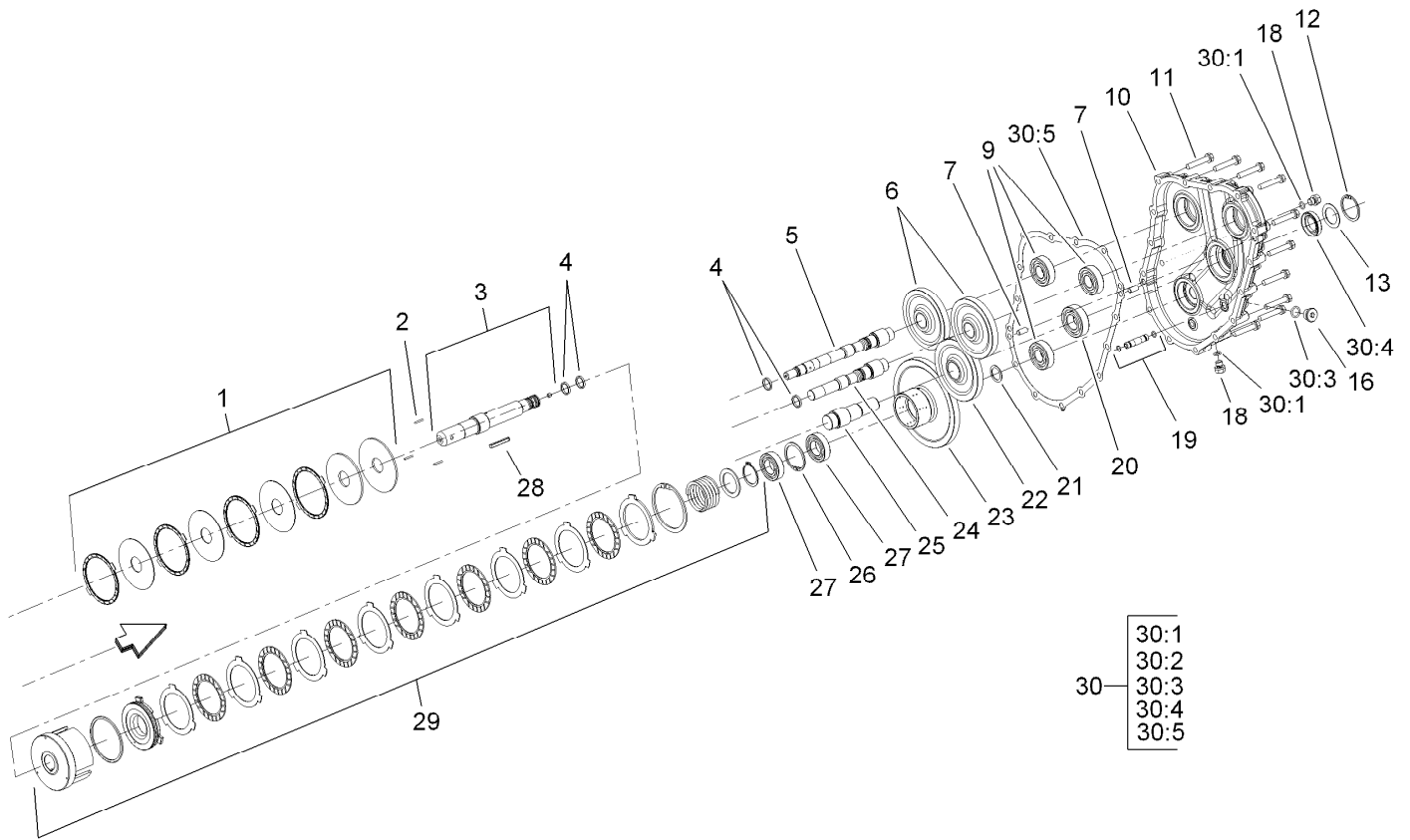
## Charge Pump Housing Assembly Transmission Assembly No. 120-9140

<i>Ref.</i>	<i>Part Number</i>	<i>Qty.</i>	<i>Description</i>	<i>Ref.</i>	<i>Part Number</i>	<i>Qty.</i>	<i>Description</i>
1	107-0851	1	Solenoid ASM	14	107-0843	1	Filter Bypass Valve ASM
2	107-0850	1	Solenoid Valve ASM	15	107-0818	1	Piston
3	107-0863	3	Bolt	16	120-5153	1	Charge Relief Valve ASM
4	107-0864	2	Bolt	17	107-0841	1	Pressure Valve ASM
5	107-0840	1	Pump Body ASM	18	108-5194	1	Filter-Oil, HYD
6	107-0848	2	Pin	19	107-0865	1	Key
7	107-0856	1	O-Ring	20	107-0855	1	Charge Pump Seal Kit
8	107-0845	1	Spring	20:1	93-0418	2	O-Ring
9	107-0844	1	Collar	20:2	107-0817	2	O Ring-Plug
11	107-0846	1	Cover	20:3	104-3298	6	Packing
12	93-0457	2	Bolt And Washer ASM	20:4	107-0847	1	Gasket



## Center Section Assembly Transmission Assembly No. 120-9140

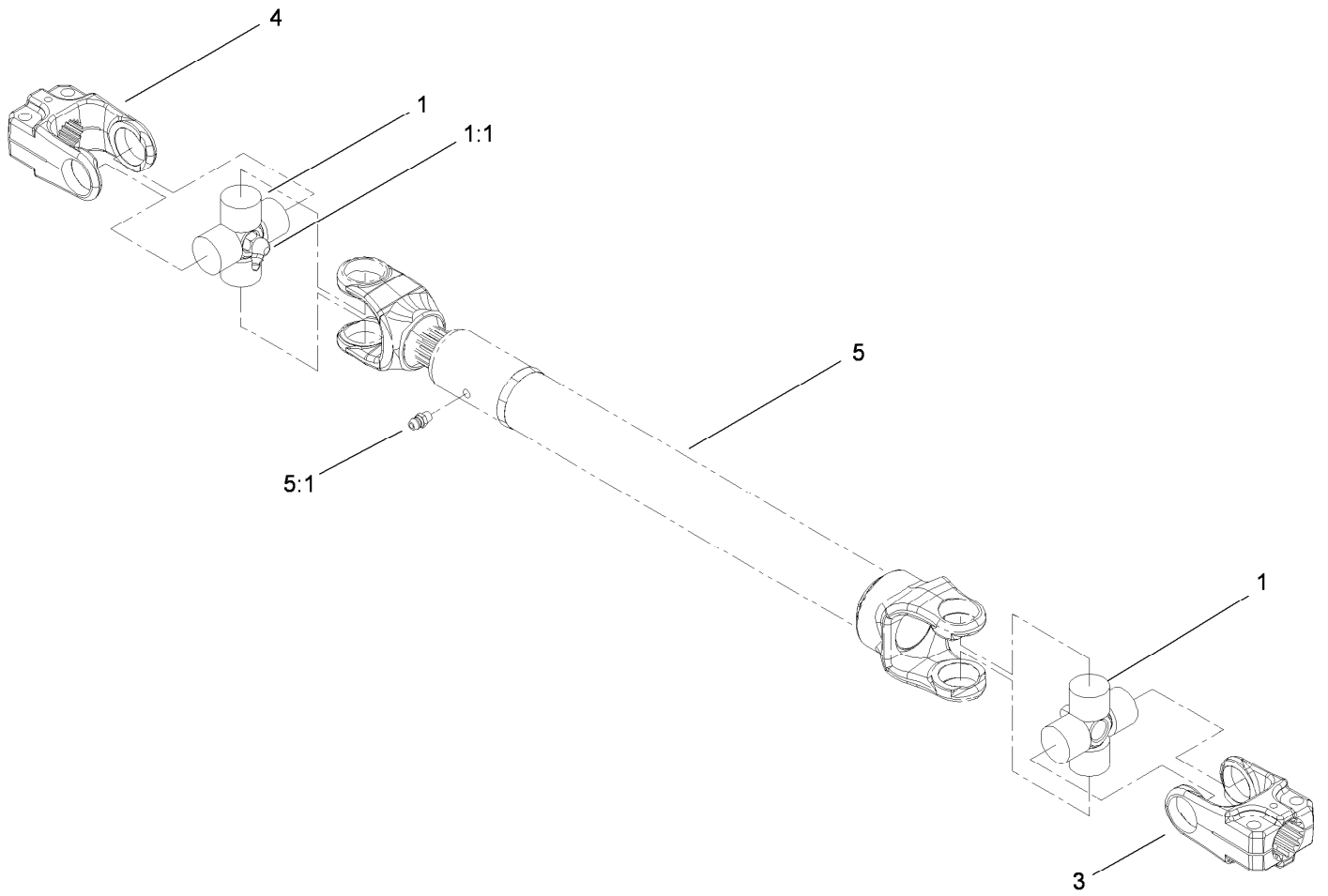
<i>Ref.</i>	<i>Part Number</i>	<i>Qty.</i>	<i>Description</i>	<i>Ref.</i>	<i>Part Number</i>	<i>Qty.</i>	<i>Description</i>
1	107-0807	1	Valve-Flushing, RH	25	107-0867	1	Plug
2	107-0857	6	Plug	26	107-0812	1	Pipe
3	107-0817	6	O Ring-Plug	27	107-0852	1	Center Case Seal Kit
4	120-5150	1	Center Case ASM	27:1	93-0418	2	O-Ring
6	107-0805	2	Plate-Valve	27:2	107-0817	6	O Ring-Plug
7	107-0824	2	Cylinder Block ASM	28	107-0813	1	Spacer
8	107-0830	2	Plate-Thrust	29	107-0853	1	Pump Housing Seal Kit
9	92-0765	4	Pin-Parallel	29:2	107-0810	1	Gasket-Case, Center
10	107-0859	6	Bolt	29:3	107-0817	2	O Ring-Plug
11	120-6681	2	U-Nut	29:4	104-3298	1	Packing
12	120-6680	2	Arm-Control	29:5	107-0814	3	Seal
13	107-0832	2	Side Cover ASM	29:6	107-0825	4	Ring-Seal
14	107-0829	2	Washer	30	120-6679	2	Plate-Swash
15	120-5151	1	Pump Housing ASM	31	107-0808	2	Valve-Bypass
16	107-0826	2	Bearing	32	120-6754	2	Valve-Rear
17	107-0821	1	Bearing	33	107-0803	2	Valve-Front
18	107-0838	1	Bearing	34	107-0863	8	Bolt
19	120-6682	2	Bolt (10 X 40)	35	107-0806	1	Valve-Flushing, LH
23	107-0861	1	Plug-NPTF	36	92-0757	2	Ring-Snap
24	107-0862	1	O-Ring				



## Gear Case and Clutch Assembly Transmission Assembly No. 120-9140

<i>Ref.</i>	<i>Part Number</i>	<i>Qty.</i>	<i>Description</i>	<i>Ref.</i>	<i>Part Number</i>	<i>Qty.</i>	<i>Description</i>
1	107-0839	1	PTO Brake ASM	21	107-0836	1	Spacer
2	107-0837	3	Rod-Push	22	107-0820	1	Gear-Input
3	107-0833	1	PTO Shaft ASM	23	107-0834	1	Gear-PTO
4	107-0825	2	Ring-Seal	24	107-0822	1	Shaft-Pump
5	107-0827	1	Shaft-Pump	25	107-0819	1	Shaft-Input
6	107-0823	2	Gear-Pump	26	92-0758	1	Ring-Snap
7	92-0765	4	Pin-Parallel	27	107-0838	3	Bearing
9	107-0826	4	Bearing	28	107-0866	1	Key
10	120-5152	1	Housing-Gear Case	29	107-0835	1	Clutch Cylinder ASM
11	107-0863	13	Bolt	30	107-0854	1	Gear Housing Seal Kit
12	92-0757	1	Ring-Snap	30:1	107-0817	2	O Ring-Plug
13	107-0813	1	Spacer	30:2		2	O-Ring ●
16	107-0861	1	Plug-NPTF	30:3	104-3298	1	Packing
18	107-0857	6	Plug	30:4	107-0814	1	Seal
19	107-0811	1	Pipe	30:5	107-0816	1	Gasket-Housing, Gear
20	107-0821	2	Bearing				

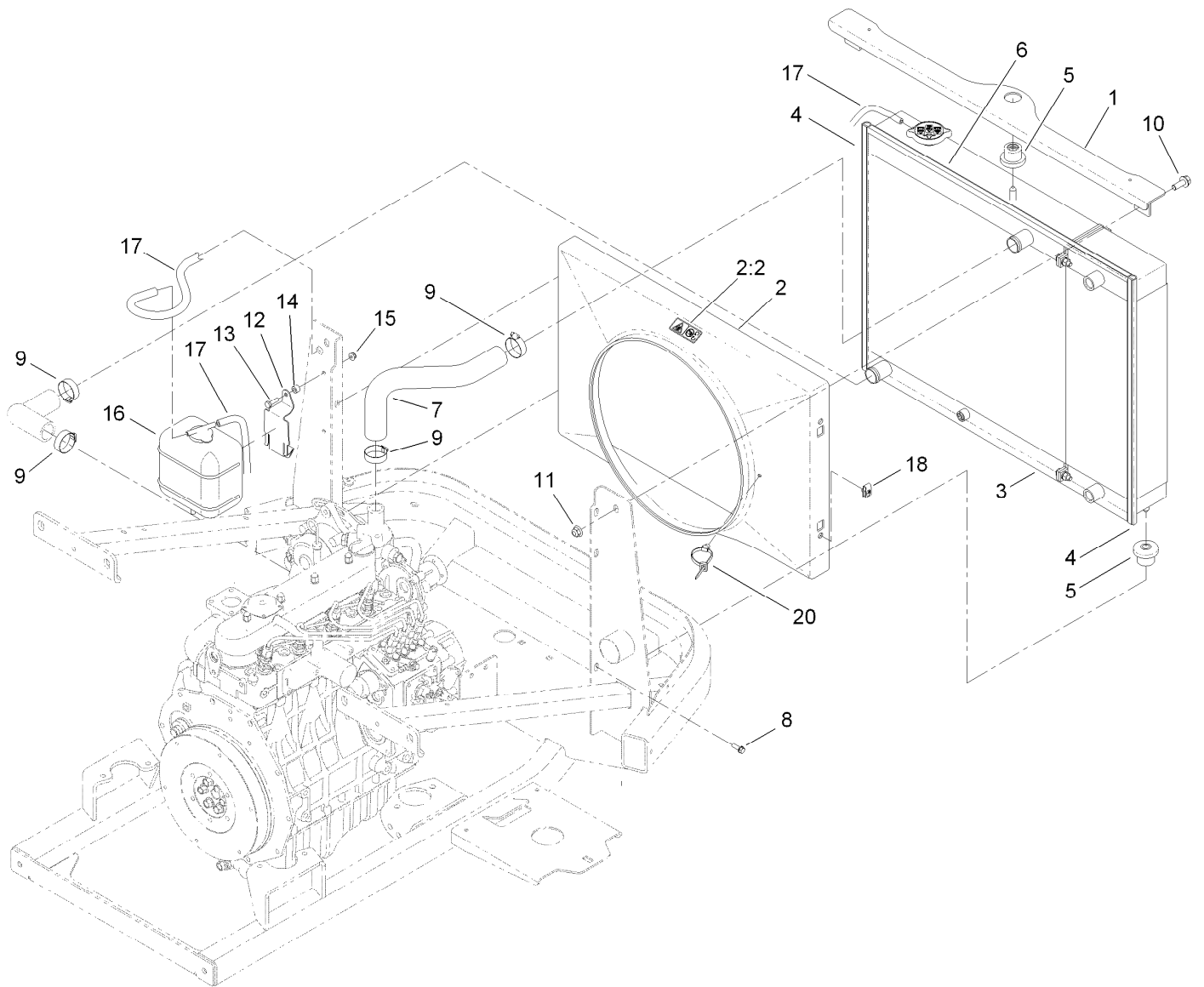
● Not serviced separately



## Driveshaft Assembly No. 110-3575

<i>Ref.</i>	<i>Part Number</i>	<i>Qty.</i>	<i>Description</i>
1	112-1687	2	Cross And Bearing Kit
1:1	62-3820	1	Fitting-Grease
3	54-9040	1	Yoke-End
4	54-9090	1	Yoke-End
5		1	Tube-Yoke, Slip ●
5:1	302-22	1	Fitting-Grease

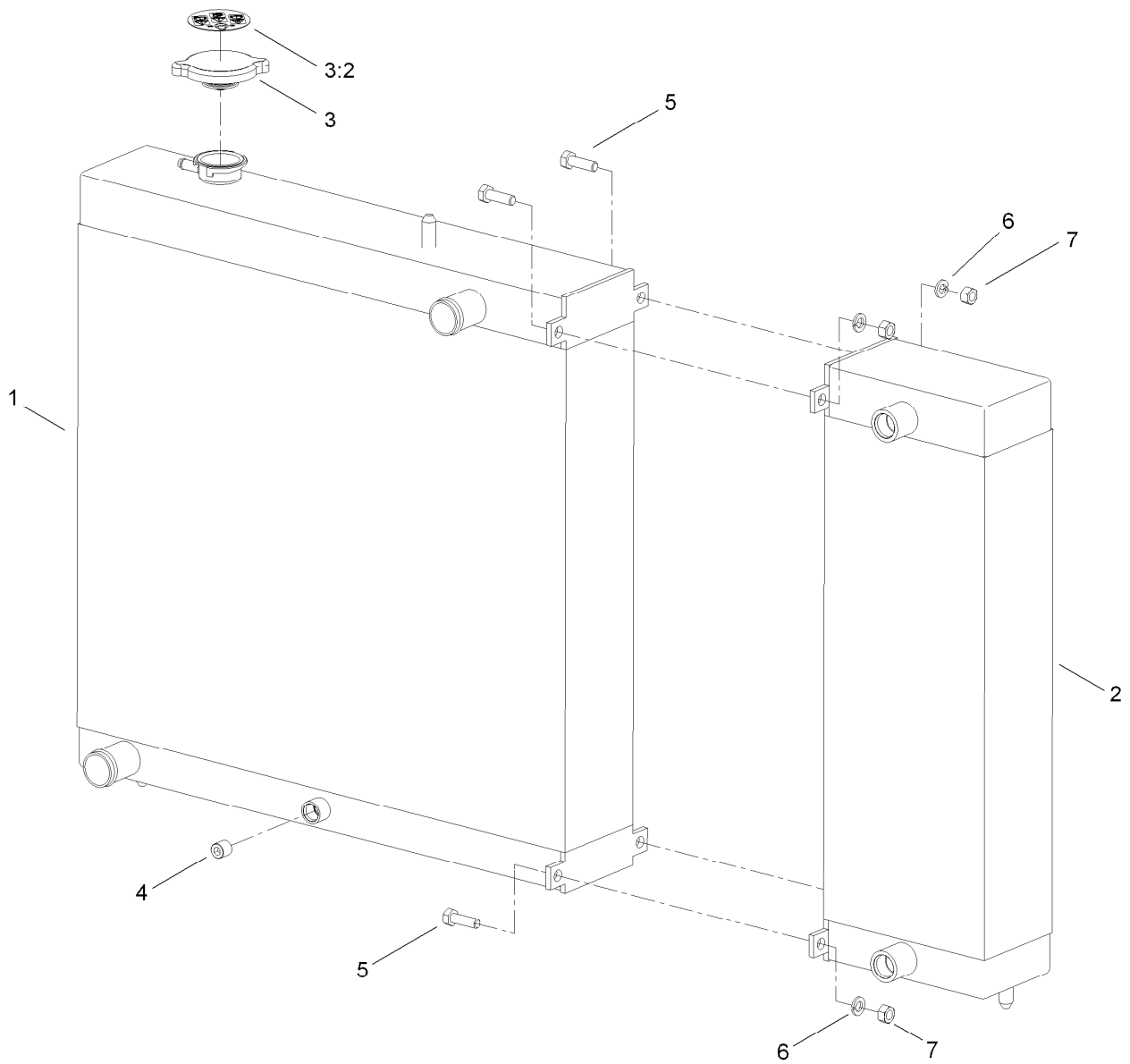
● Not serviced separately



## Radiator Component Assembly

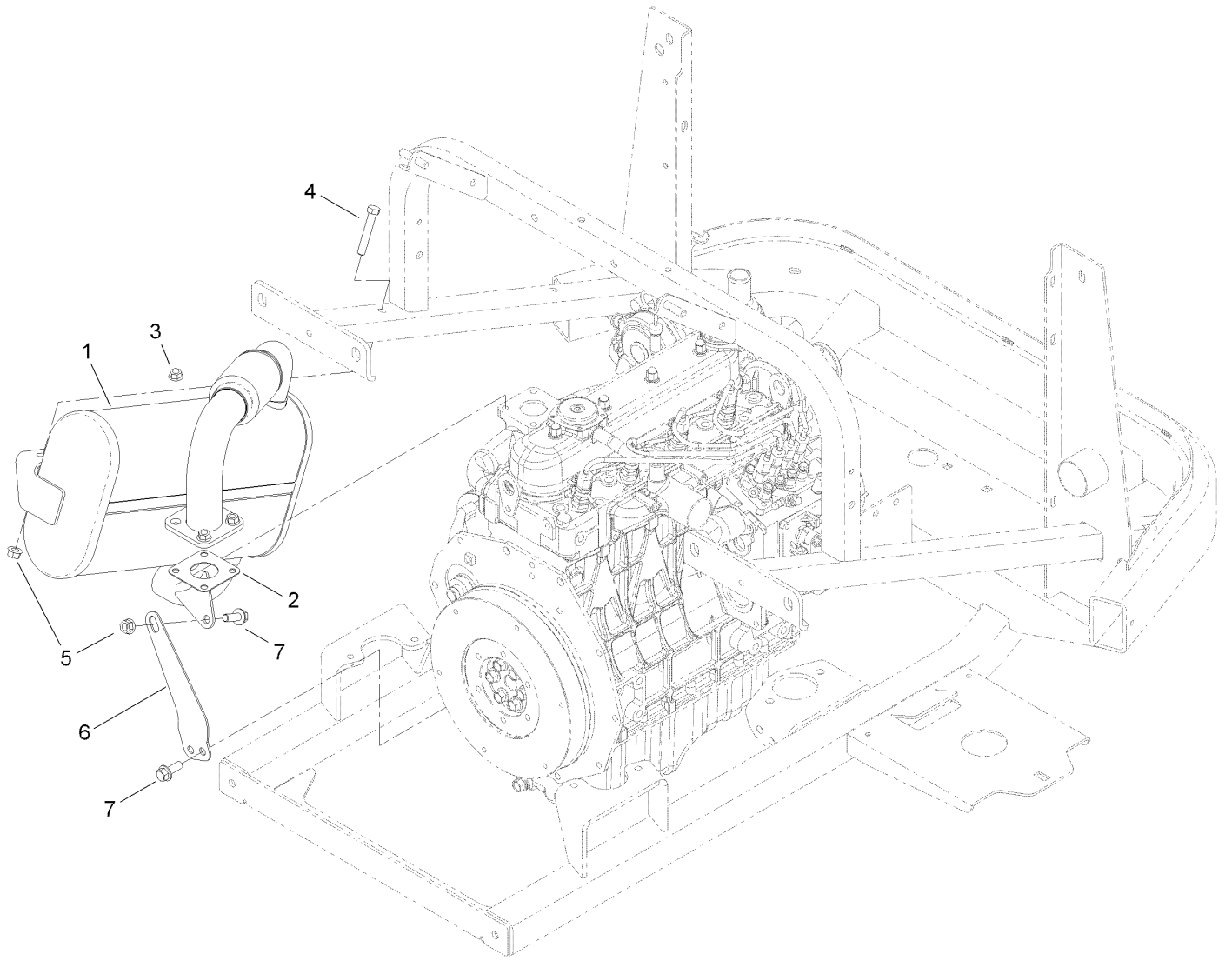
Ref.	Part Number	Qty.	Description	Ref.	Part Number	Qty.	Description
1	119-1423-03	1	Radiator Support ASM	10	3234-42	2	Screw-HHF
2	117-3268	1	Shroud Fan ASM	11	104-8301	2	Nut-Flange, NI
2:2	117-4766	1	Decal-Warning, Fan	12	108-9930-03	1	Bracket-Bottle
3		1	Radiator And Cooler ASM ●	13	321-5	2	Screw-HH
4	119-1426	2	Seal-Bulb	14	98-4799	2	Tube-Spacer
5	119-1422	3	Mount-Isolator	15	104-7201	2	Nut-HF
6	119-1427	2	Seal-Bulb	16	104-9318	1	Overflow Bottle ASM
7	115-0330	1	Hose-Radiator, Upper	17	108-3284	2	Hose-Fuel
8	32105-15	4	Screw	18	107069	4	Clip
9	2412-34	4	Clamp-Hose	20	32180-030	1	Clip-Harness

● Not serviced separately



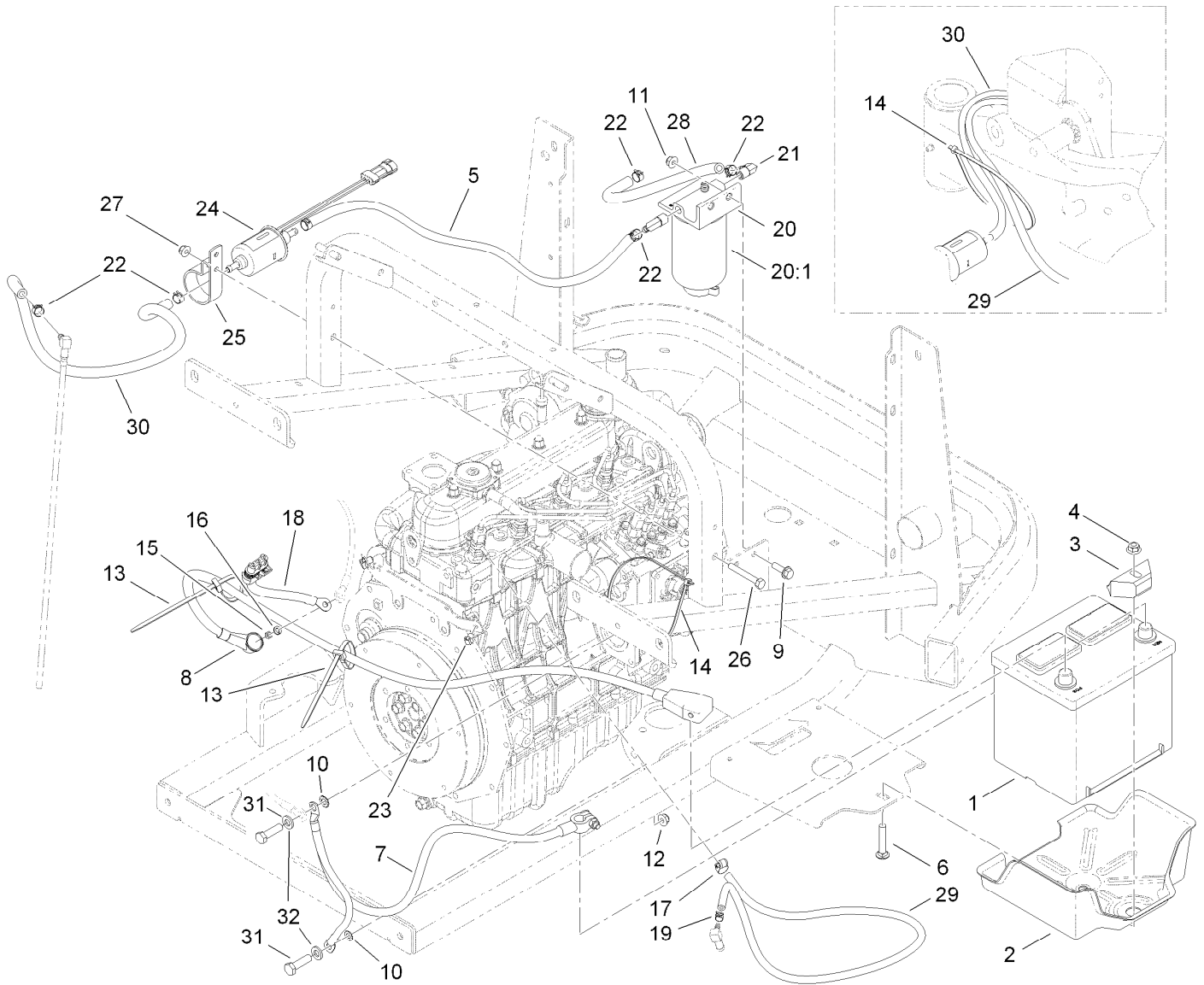
## Radiator and Cooler Assembly

<i>Ref.</i>	<i>Part Number</i>	<i>Qty.</i>	<i>Description</i>
1	115-0050	1	Radiator
2	115-0051	1	Cooler
3	119-1430	1	Radiator Cap ASM
3:2	117-3276	1	Decal-Danger, Radiator Cap
4	99-8551	1	Plug-Pipe
5	322-5	4	Screw-HH
6	3253-4	4	Washer-Lock
7	3217-6	4	Nut-Hex



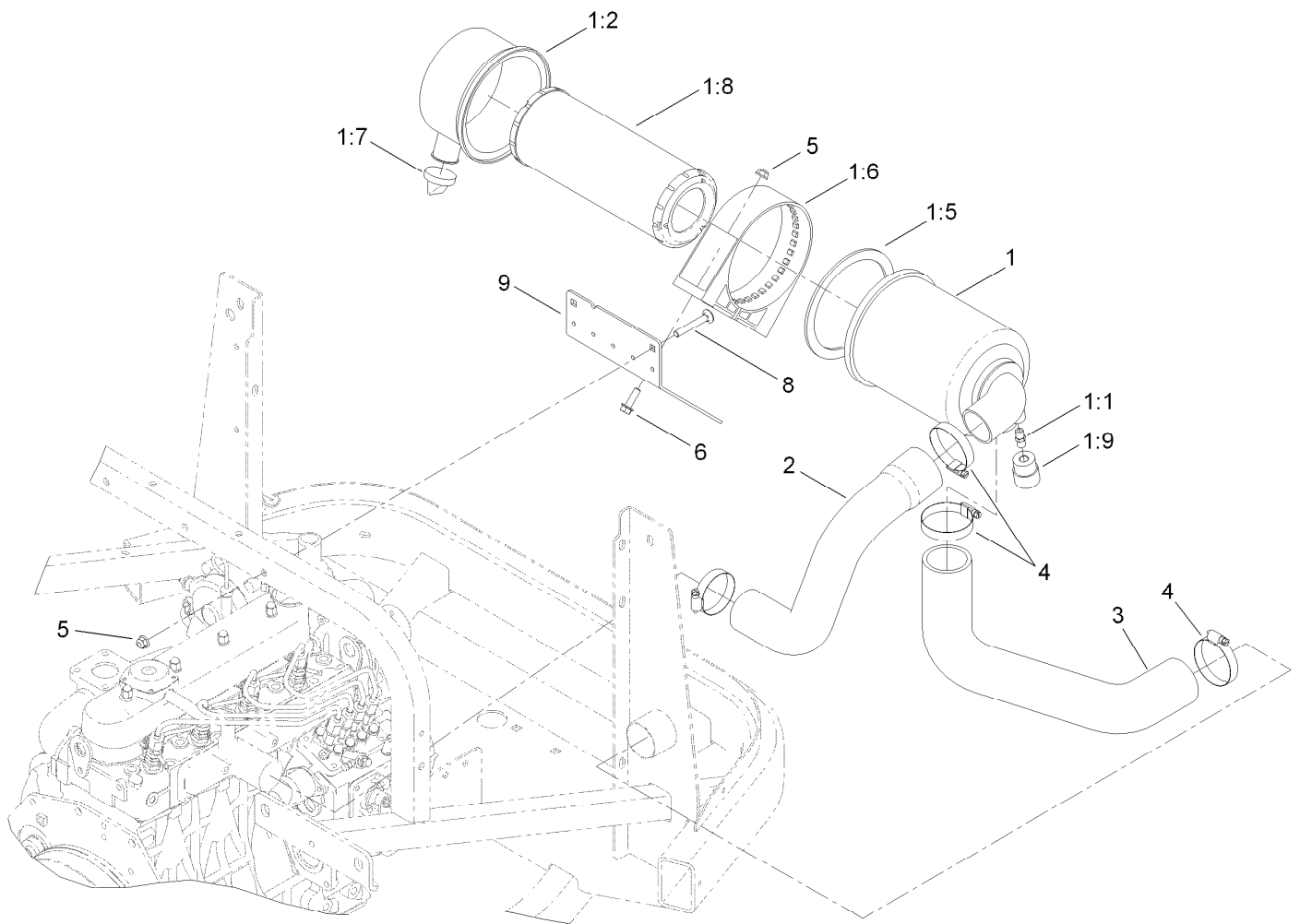
## Muffler Assembly

<i>Ref.</i>	<i>Part Number</i>	<i>Qty.</i>	<i>Description</i>
1	115-0419	1	Muffler
2	98-9611	1	Gasket
3	33004-00	4	Nut-HF
4	323-11	2	Screw-HH
5	32128-21	5	Nut-HF
6	117-3033-03	1	Support-Muffler
7	3234-42	3	Screw-HHF



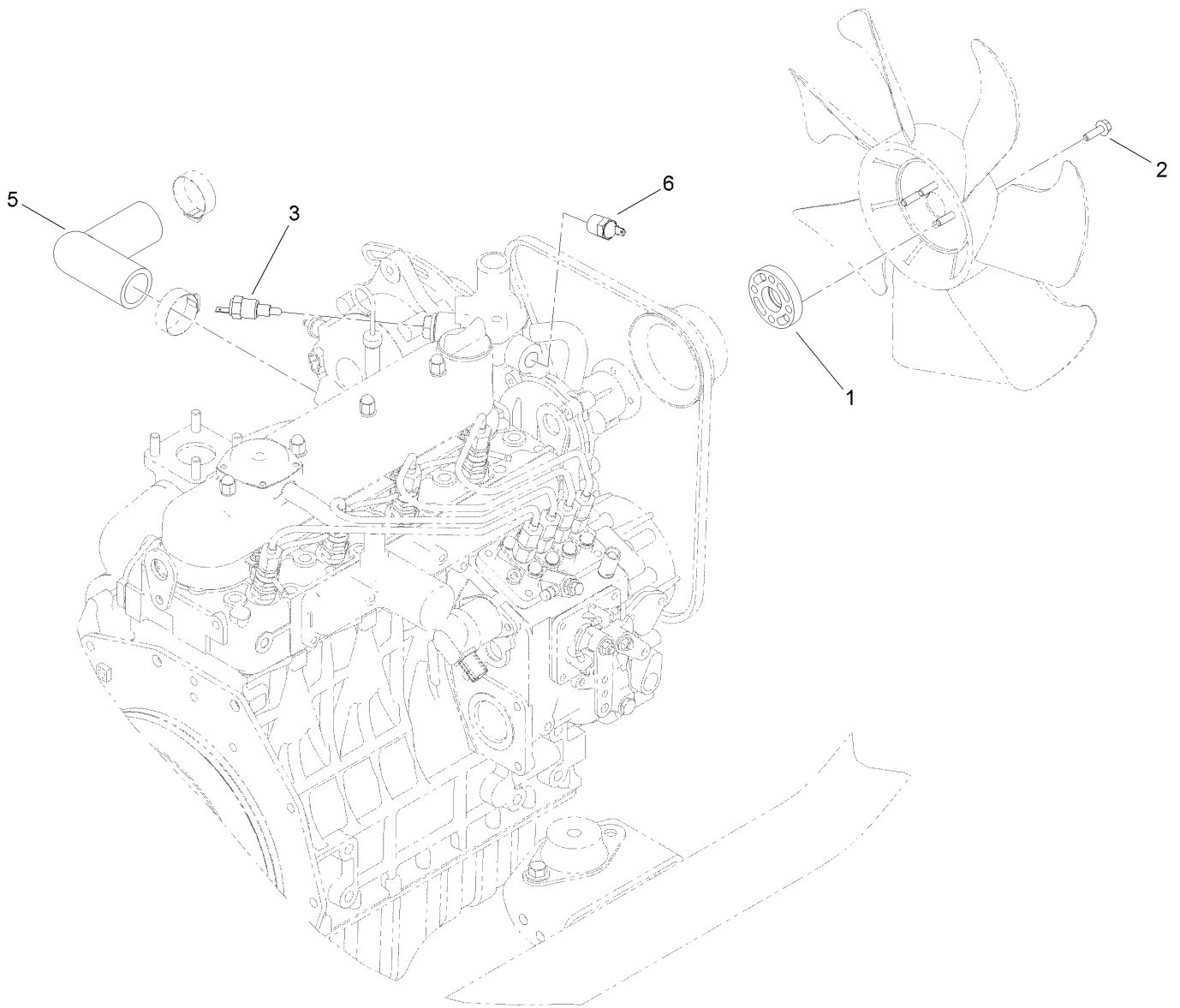
## Battery and Fuel Delivery Assembly

Ref.	Part Number	Qty.	Description	Ref.	Part Number	Qty.	Description
1	106-5187	1	Battery	18	99-3441	1	Harness-Wire, Fusible Link
2	117-3027	1	Tray-Battery	19	2412-80	1	Clamp-Hose
3	66-2490	1	Retainer-Battery	20	110-9044	1	Filter-Seperator
4	104-8301	1	Nut-Flange, NI	20:1	110-9049	1	Filter-Spin On
5	109-0274	1	Hose-Fuel	21	353-781	2	Fitting-Elbow
6	3231-6	1	Screw-CARR	22	92-2379	6	Clamp-Hose
7	105-0040	1	Cable-Battery, Negative	23	32180-030	2	Clip-Harness
8	104-0086	1	Cable-Battery, Positive	24	110-8806	1	Pump-Fuel
9	3234-17	2	Screw-HHF	25	110-8817	1	Bracket-Pump, Fuel
10	3255-8	2	Washer-Lock	26	321-15	1	Screw-HH
11	104-8300	2	Nut-Flange, NI	27	104-7201	1	Nut-HF
12	32128-25	2	Nut-HF	28	110-4105	1	Hose-Fuel
13	3290-378	2	Tie-Cable	29	110-3958	1	Hose-Fuel
14	3290-379	1	Tie-Cable	30	110-3257	1	Hose-Fuel
15	33014-00	1	Nut-Hex	31	322-6	2	Screw-HH
16	3253-4	1	Washer-Lock	32	3256-23	2	Washer-Flat
17	2412-108	1	Clamp-Worm				



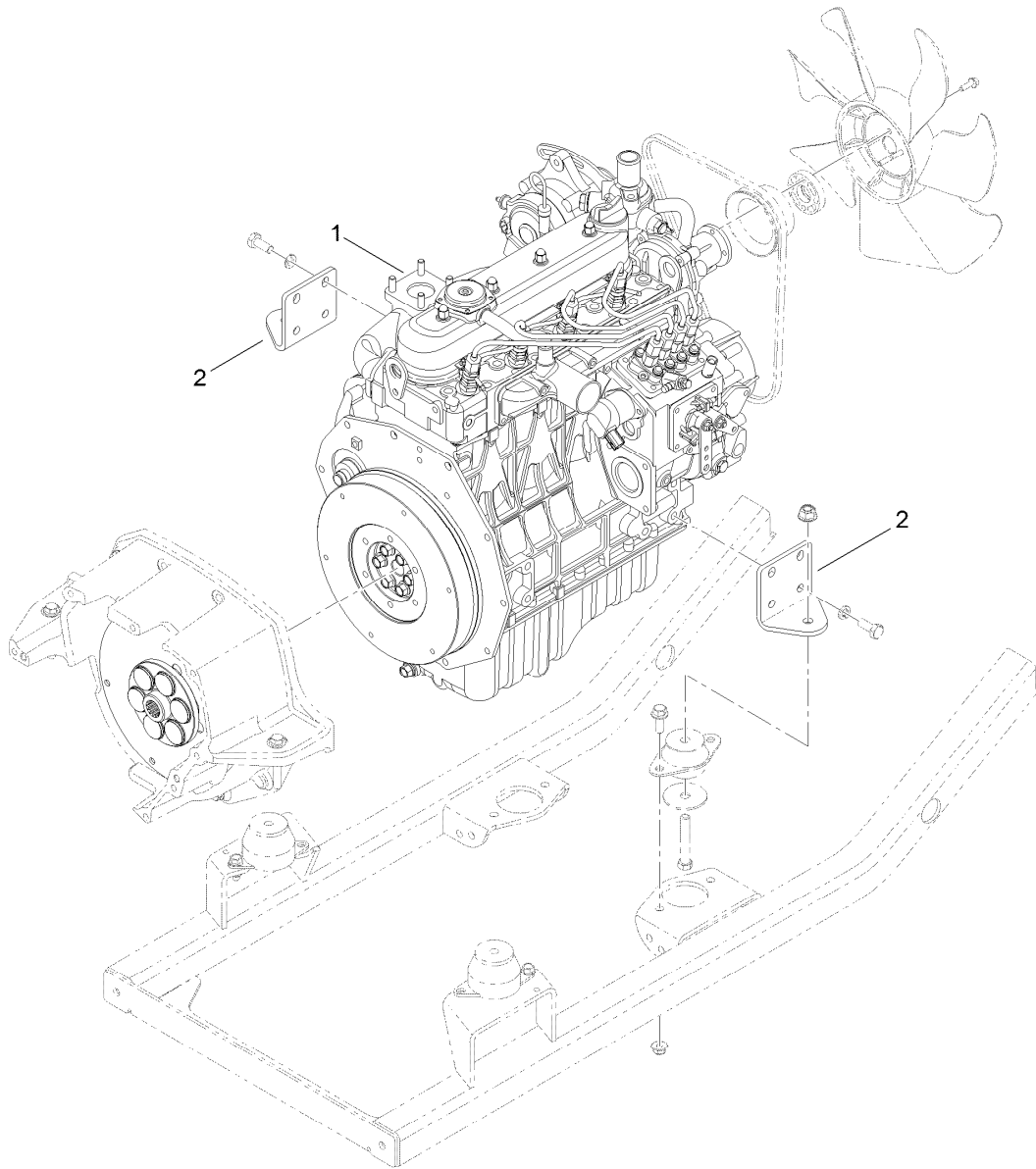
## Air Cleaner Assembly

<b>Ref.</b>	<b>Part Number</b>	<b>Qty.</b>	<b>Description</b>
1	104-3428	1	Air Cleaner ASM
1:1	105-4292	1	Nipple-Pipe
1:2	104-0497	1	Cover ASM
1:5	104-4897	1	Gasket
1:6	98-4525	1	Bracket-Cleaner, Air
1:7	104-0498	1	Valve-Vacuator
1:8	108-3810	1	Filter-Air
1:9	93-9164	1	Indicator-Mini
2	117-3020	1	Hose-Air Intake, Engine
3	117-3021	1	Hose-Air Inlet
4	2412-130	4	Clamp-Hose
5	104-8300	4	Nut-Flange, NI
6	3234-17	2	Screw-HHF
8	3230-7	2	Screw-CARR
9	119-1350-03	1	Plate-Air Cleaner



## Fan Spacer and Thermoswitch Assembly

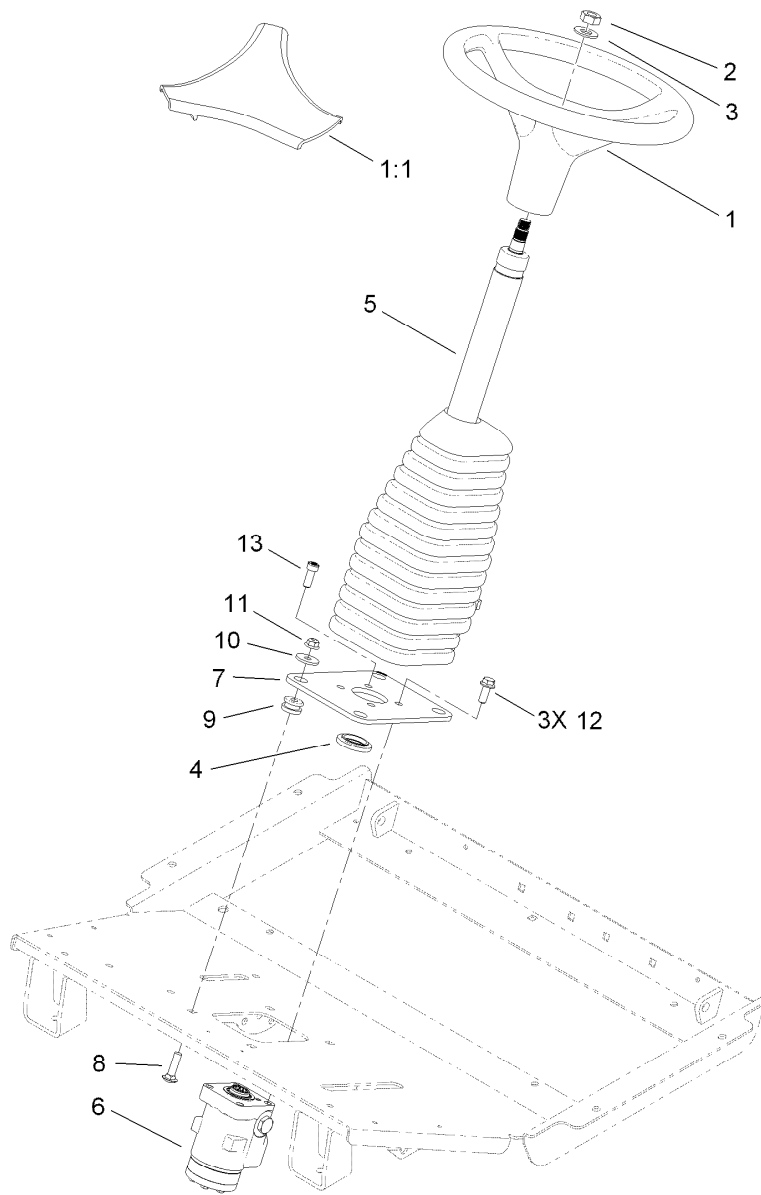
<i>Ref.</i>	<i>Part Number</i>	<i>Qty.</i>	<i>Description</i>
1	104-4247	1	Spacer-Fan
2	33103-020	4	Screw-HHF
3	98-9719	1	Thermoswitch
5	115-0331	1	Hose-Radiator, Lower
6	112-0183	1	Switch-Thermometer



## Engine Assembly

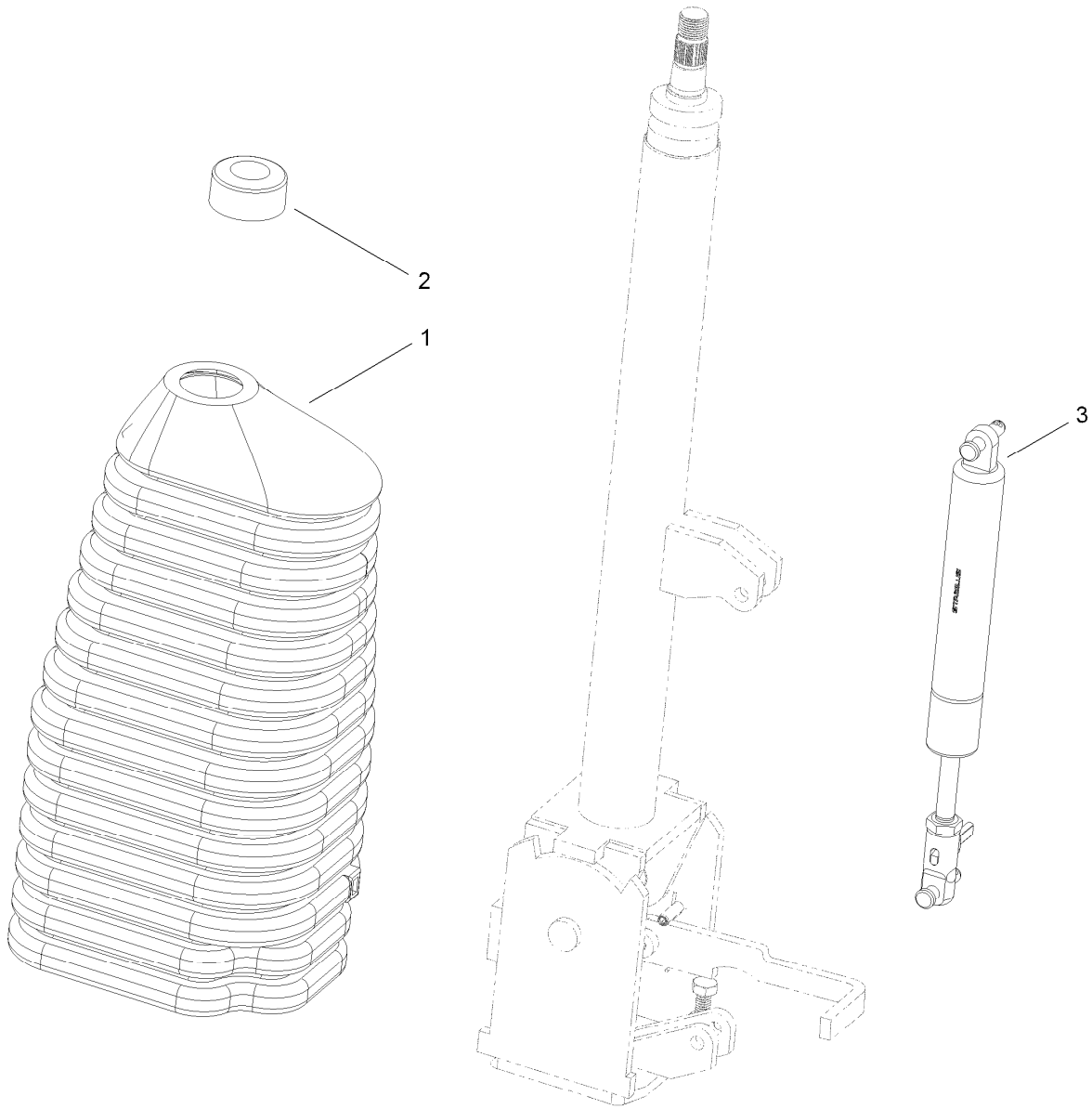
<i>Ref.</i>	<i>Part Number</i>	<i>Qty.</i>	<i>Description</i>
1		1	Engine-Kubota, V1505-E3B-Toro-3 ●
2	115-0059-03	2	Plate-Mount, Motor

● Not serviced separately



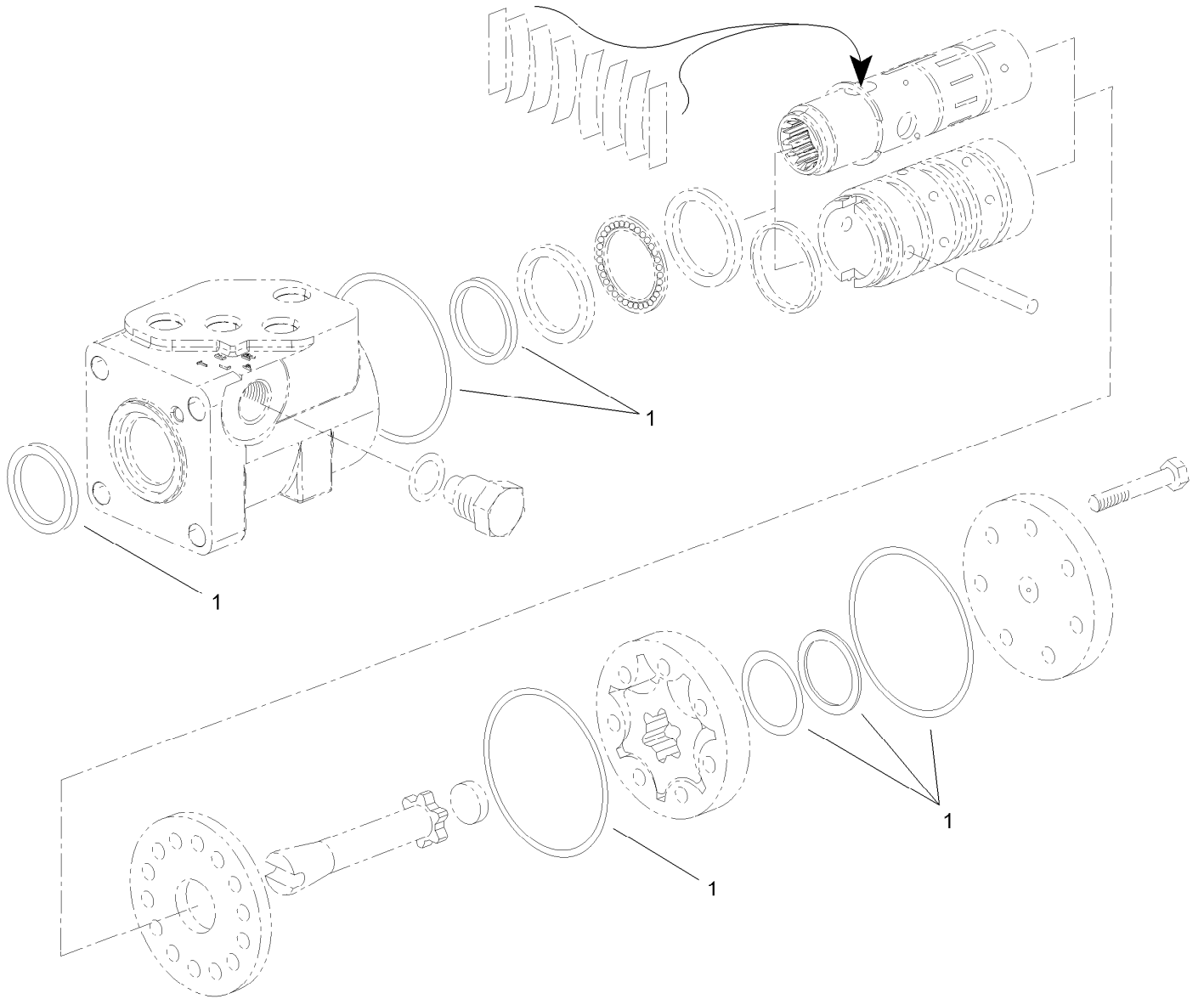
## Steering Column Assembly

Ref.	Part Number	Qty.	Description
1	98-1471	1	Wheel-Steering
1:1	98-1468	1	Cover-Wheel, Steering
2	3296-33	1	Nut-Lock, NI
3	3256-27	1	Washer-Flat
4	117-3373	1	Bushing-Alignment
5	117-3371	1	Column-Steering
6	117-3265	1	Valve-Steering
7	117-3234-03	1	Plate-Steering
8	3231-26	4	Screw-CARR
9	63-9750	4	Mount
10	63-8410	4	Washer
11	104-8301	4	Nut-Flange, NI
12	108-1531	3	Screw-HHF
13	3273-41	1	Screw-HSH



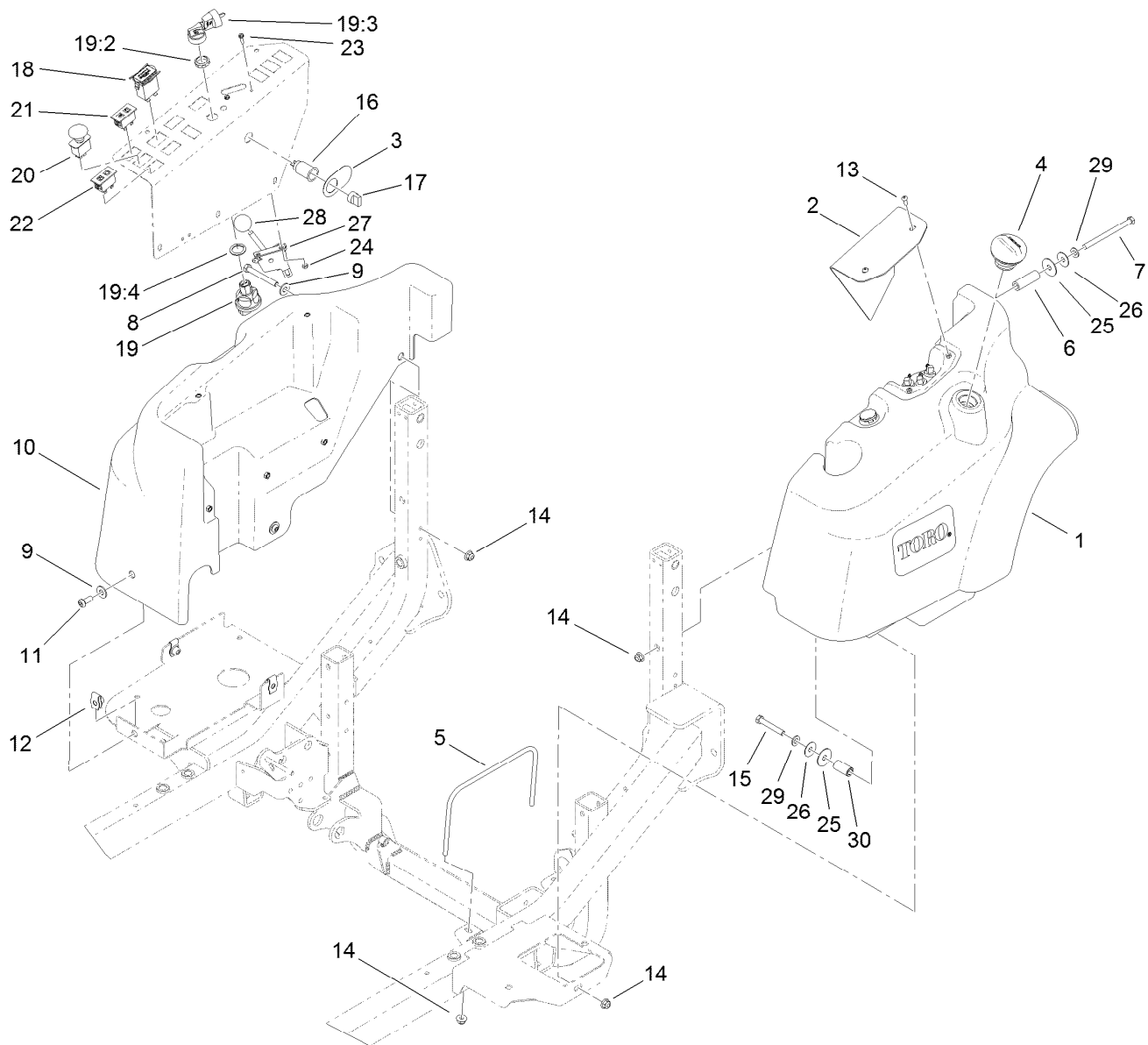
## Steering Column Assembly No. 117-3371

<i>Ref.</i>	<i>Part Number</i>	<i>Qty.</i>	<i>Description</i>
1	120-2592	1	Boot-Rubber, Column
2	120-2593	1	Boot-Rubber, Bearing
3	120-2594	1	Gas Spring ASM



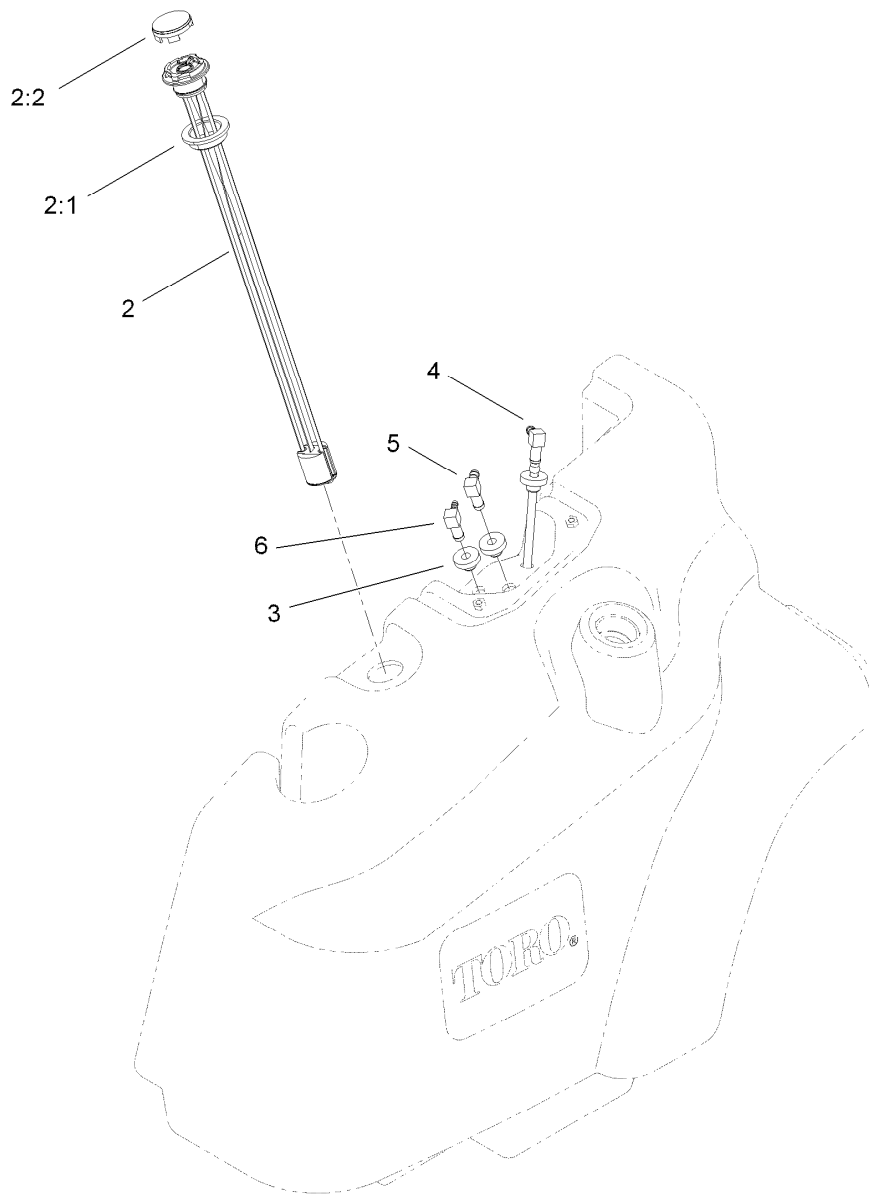
## Steering Valve Assembly No. 117-3265

<i>Ref.</i>	<i>Part Number</i>	<i>Qty.</i>	<i>Description</i>
1	108-1519	1	Seal Kit



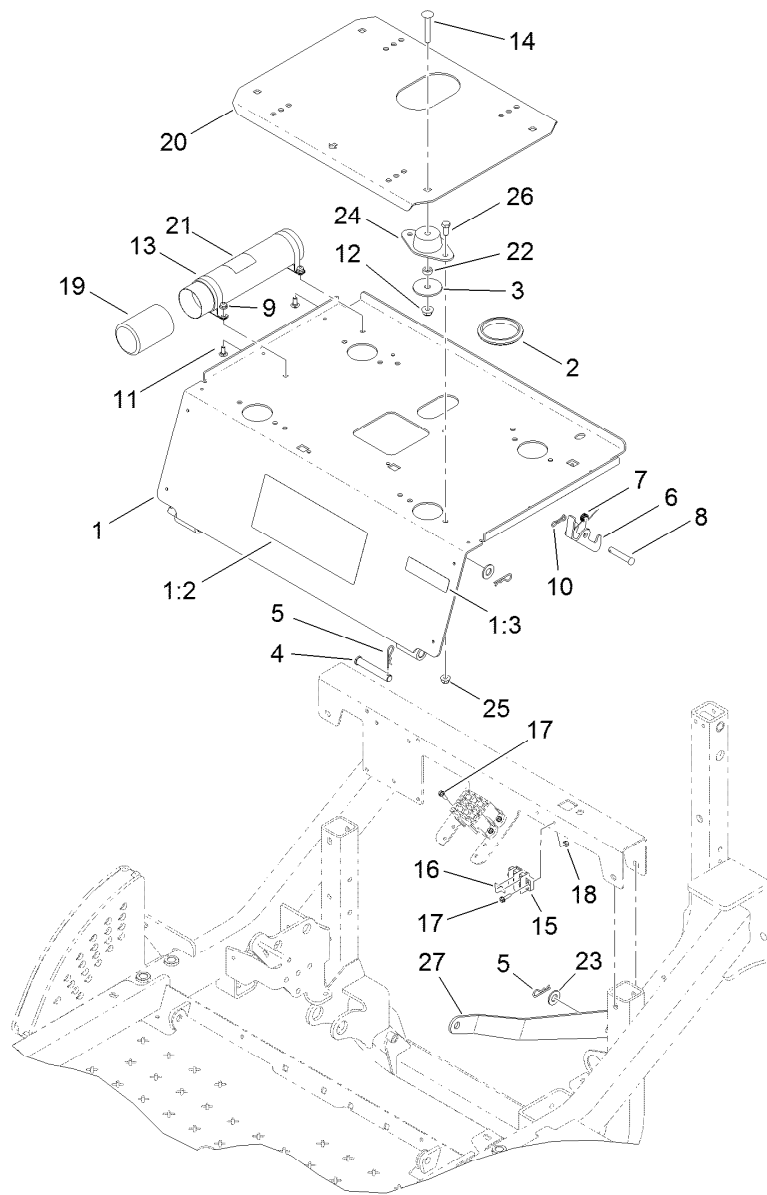
## Fuel Tank and Control Panel Component Assembly

<i>Ref.</i>	<i>Part Number</i>	<i>Qty.</i>	<i>Description</i>	<i>Ref.</i>	<i>Part Number</i>	<i>Qty.</i>	<i>Description</i>
1	120-0255	1	Fuel Tank ASM	18	1-513374	1	Meter-Hour
2	117-3359-03	1	Plate-Cover	19	106-5269	1	Ignition Switch ASM
3	106-2353	1	Decal-Powerpoint	19:2	108-8660	1	Nut-Mounting
4	115-5305	1	Cap-Fuel	19:3	106-5270	1	Ignition Key Set
5	117-3394	1	Bracket-Tank	19:4	108-8659	1	Washer-Backup
6	117-3387	1	Tube-Spacer	20	95-4108	1	Switch-PTO
7	323-39	1	Screw-HH	21	100-8070	1	Lamp-Warning
8	323-14	1	Screw-HH	22	100-8071	1	Lamp-Warning
9	100-7403	4	Washer-Flat	23	32105-13	2	Screw-HWH
10	117-3353	1	Cover-Tank, HYD	24	3296-2	2	Nut-Lock, NI
11	3274-94	3	Screw-HSBH	25	95-1905	2	Washer-Rubber
12	105-4886	3	Nut-Tinnerman	26	105-6814	2	Washer-Plain
13	3274-31	2	Screw-HSBH	27	110-5547	1	Control Lever ASM
14	104-8301	5	Nut-Flange, NI	28	233-42	1	Knob
15	323-12	1	Screw-HH	29	3256-24	2	Washer-Flat
16	99-7411	1	Point-Power	30	110-3726	1	Spacer
17	99-7416	1	Cap				



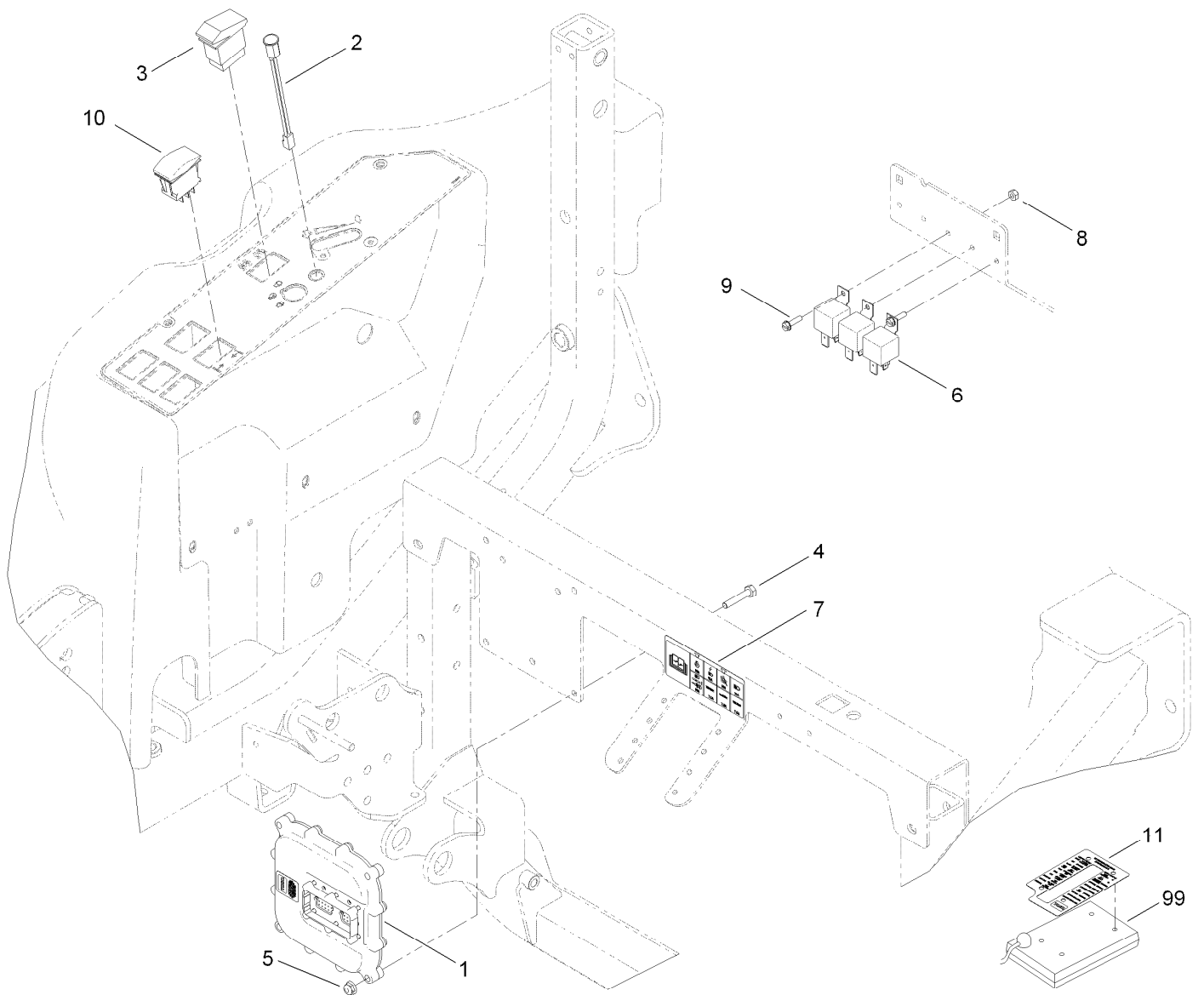
## Fuel Tank Assembly No. 120-0255

<i>Ref.</i>	<i>Part Number</i>	<i>Qty.</i>	<i>Description</i>
2	117-3238	1	Gauge-Fuel
2:1	119-0508	1	Seal
2:2	117-8404	1	Dial-Gauge
3	46-6560	3	Bushing
4	117-3370	1	Pipe-Stand
5	46-6550	1	Fitting-Elbow, 90 DEG
6	104-5228	1	Fitting-Elbow, 90 DEG



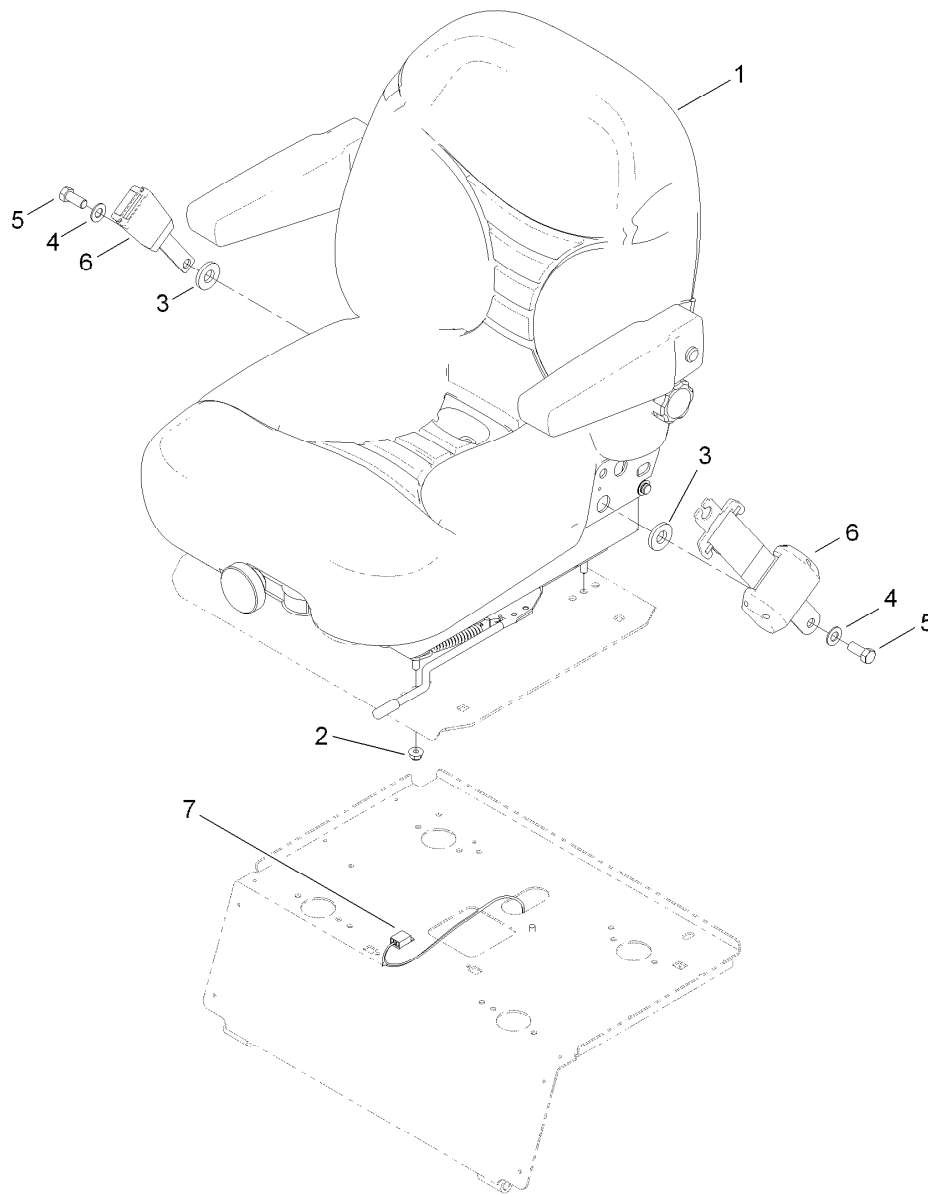
## Seat Plate Assembly

<i>Ref.</i>	<i>Part Number</i>	<i>Qty.</i>	<i>Description</i>	<i>Ref.</i>	<i>Part Number</i>	<i>Qty.</i>	<i>Description</i>
1	120-0244	1	Seat Plate ASM	14	3231-40	4	Bolt-CARR,Shrt Neck
1:2	117-3273	1	Decal-Operation, Warning	15	42862	1	Block-Terminal, Ground
1:3	117-2718	1	Decal-Arrester, Spark	16	42863	1	Strip-Jumper
2	237-164	1	Grommet	17	32105-13	4	Screw-HWH
3	83-1040	4	Washer-Flat	18	3296-2	4	Nut-Lock, NI
4	283-55	2	Pin-Clevis	19	104-7048	1	Cap-Housing
5	3290-467	4	Pin-Hair	20	117-3065-03	1	Plate-Seat
6	117-3067	1	Latch-Seat	21	104-7050	1	Tube-Manual
7	104-4821	1	Spring-Torsion	22	83-1050	4	Spacer
8	283-82	1	Pin-Clevis	23	3256-26	2	Washer-Flat
9	104-7201	2	Nut-HF	24	83-1030	4	Mount-Engine
10	119-1415	1	Pin-Cotter, Locking	25	104-8300	8	Nut-Flange, NI
11	3229-1	2	Screw-CARR	26	322-3	8	Screw-HH
12	104-8301	4	Nut-Flange, NI	27	120-0242-01	1	Strap-Prop
13	107-1865	2	R-Clamp				



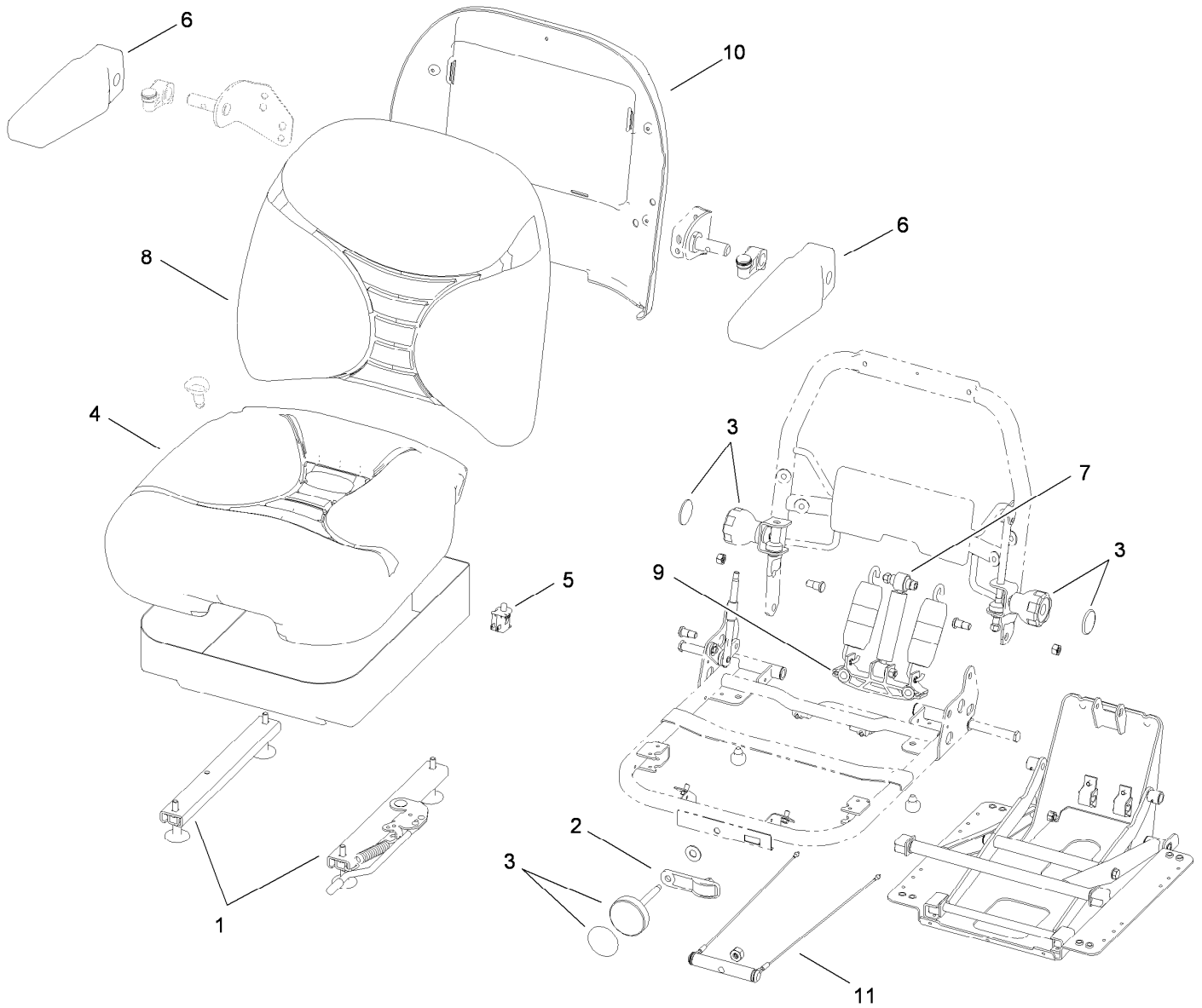
## 4 Wheel Drive Module Control and Relay Assembly

Ref.	Part Number	Qty.	Description
1	115-1900	1	Controller ASM (Tec-5001)
2	95-7652	1	Light-Indicator
3	100-8490	1	Switch-Rocker
4	321-13	4	Screw-HH
5	104-7201	4	Nut-HF
6	99-7435	3	Relay-Power
7	117-3233	1	Decal-Fuseblock
8	3296-2	3	Nut-Lock, NI
9	32105-13	3	Screw-HWH
10	100-1535	1	Switch
11	120-0273	1	Decal-Diagnostic, Master
99	85-4750	1	Box-Display, Diagnostic



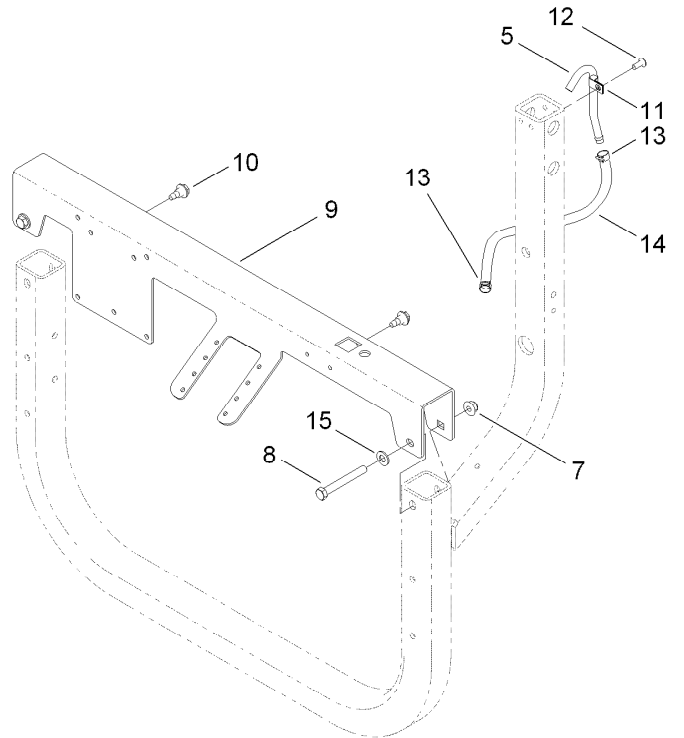
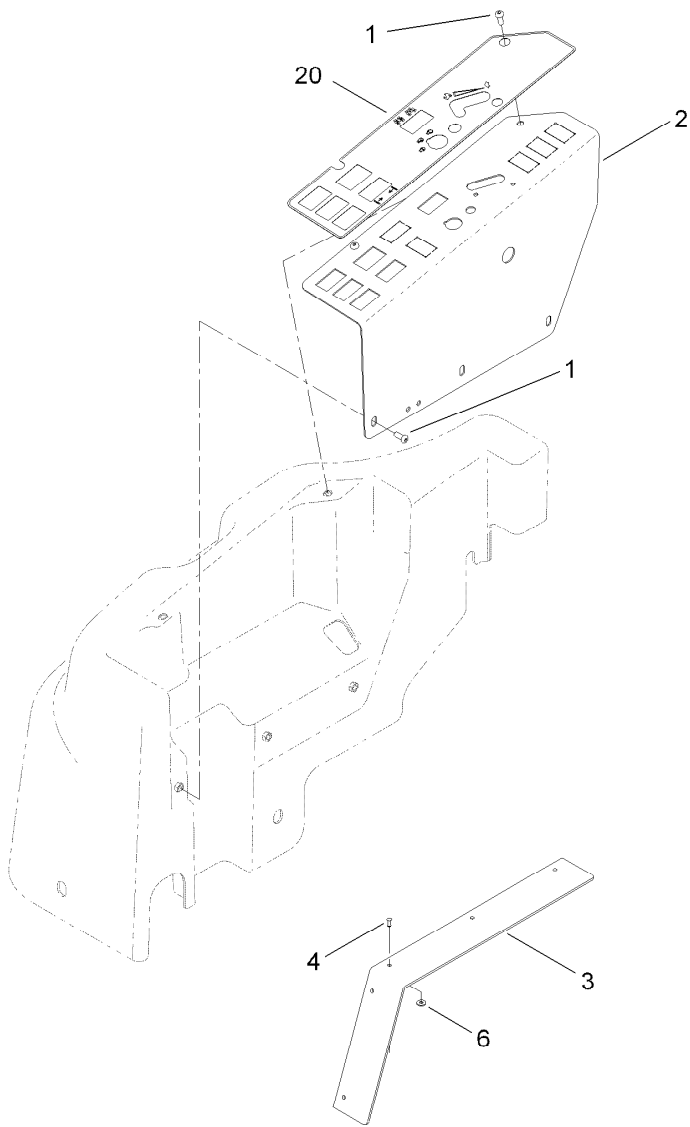
## Seat Assembly

<i>Ref.</i>	<i>Part Number</i>	<i>Qty.</i>	<i>Description</i>
1	107-2286	1	Seat ASM
2	104-8300	4	Nut-Flange, NI
3	99-7667	2	Washer-Flat
4	3256-25	2	Washer-Flat
5	3212-4	2	Screw-HH
6	110-0413	1	Seatbelt-Retractable
7	119-5786	1	Harness-Wire, Seat-Standard



## Seat Assembly No. 107-2286

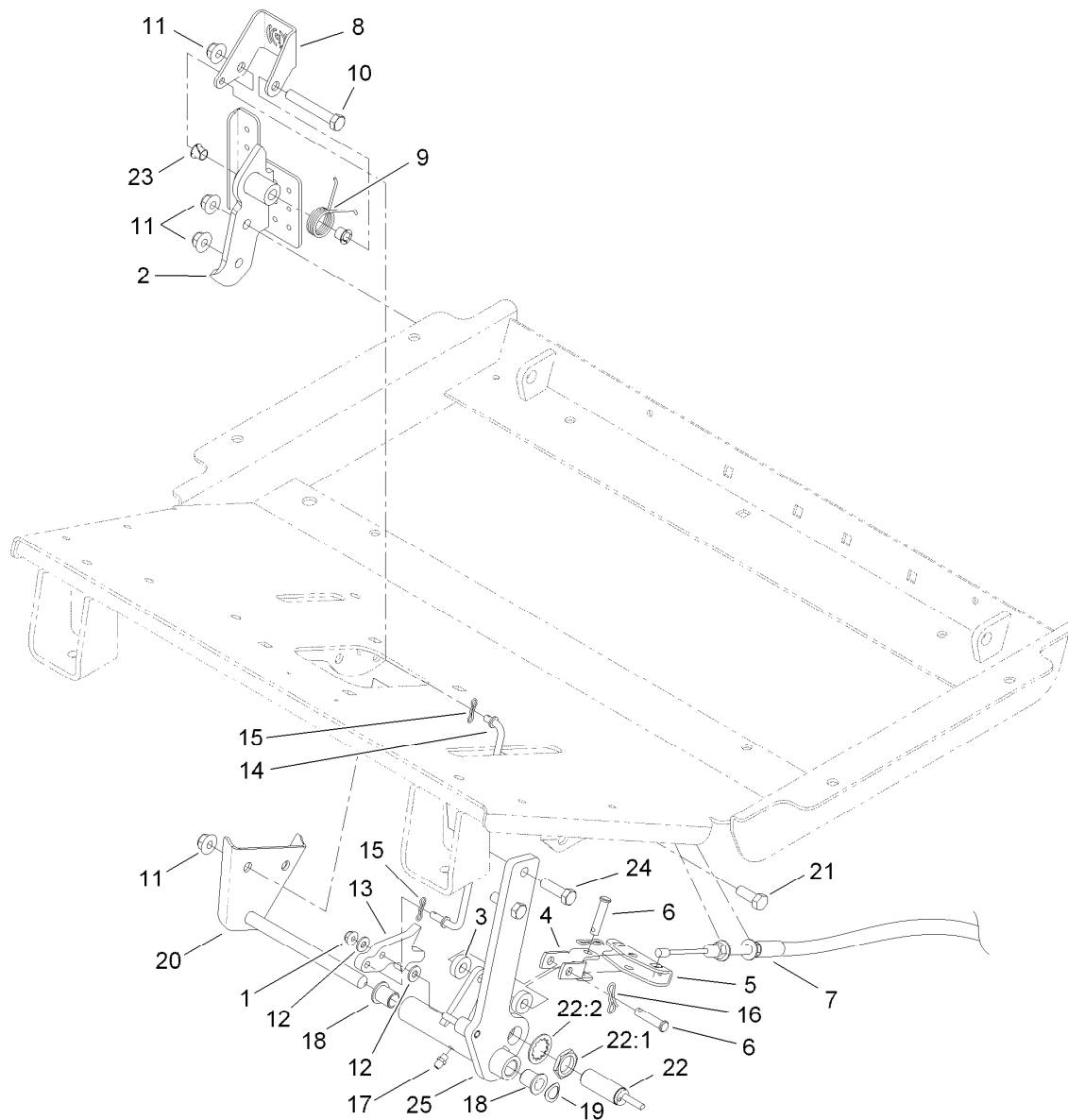
<i>Ref.</i>	<i>Part Number</i>	<i>Qty.</i>	<i>Description</i>
1	107-1880	1	Seat Track Kit
2	107-1885	1	Weight Indicator Kit
3	107-1881	1	Knob Kit
4	107-1883	1	Bottom Cushion Kit
5	82-2190	1	Switch-Bail
6	107-1887	1	Armrest Kit
7	107-1884	1	Shock Absorber Kit
8	107-1882	1	Back Cushion Kit
9	109-3343	1	Spring And Saddle Kit
10	109-3344	1	Back Panel Kit
11	109-3345	1	Weight Adjust Kit



## Seat Platform Assembly

Ref.	Part Number	Qty.	Description
1	3274-31	5	Screw-HSBH
2	117-3357-03	1	Panel-Control, Tank
3	117-3175	2	Strap-Filler
4	3290-282	10	Rivet-Blind
5	120-6820	1	Tube-Vent
6	3269-26	10	Washer-Plain
7	104-8301	2	Nut-Flange, NI
8	323-14	2	Screw-HH

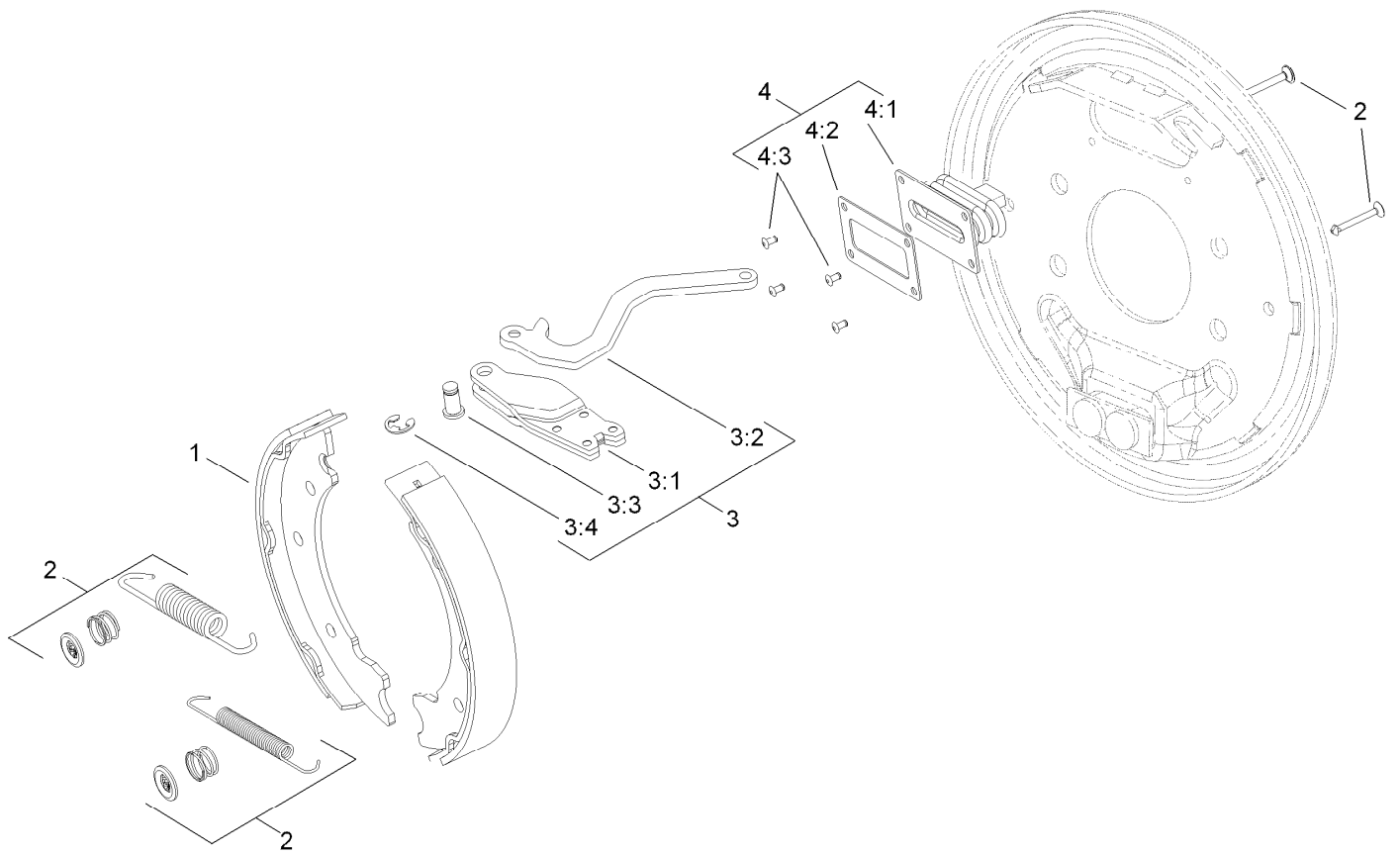
Ref.	Part Number	Qty.	Description
9	117-3064-03	1	Channel-Seat
10	99-5105	2	Bolt-Shoulder
11	2412-89	1	Clamp-R
12	3290-412	1	Rivet
13	92-2379	2	Clamp-Hose
14	110-4101	1	Hose-Fuel
15	3256-24	2	Washer-Flat
20	117-3277	1	Decal-Control Panel, 4Wd



## Brake Pedal Assembly

<i>Ref.</i>	<i>Part Number</i>	<i>Qty.</i>	<i>Description</i>	<i>Ref.</i>	<i>Part Number</i>	<i>Qty.</i>	<i>Description</i>
1	104-7201	1	Nut-HF	15	119-1414	2	Pin-Cotter, Locking
2	119-1403-03	1	Brake Pedal ASM	16	119-1415	2	Pin-Cotter, Locking
3	5-0652	2	Spacer	17	302-5	1	Fitting-Grease
4	115-8060	1	Clevis-Double	18	256-155	2	Bushing-Flange
5	115-8059	1	Yoke-Cable	19	3290-221	1	Washer-Spring
6	283-14	2	Pin-Clevis	20	119-1388	1	Brake Pin ASM
7	117-3214	2	Cable-Brake	21	323-6	2	Screw-HH
8	119-1407	1	Pedal-Park	22	115-5300	1	Proximity Switch ASM
9	99-7140	1	Spring-Torsion	22:1	117-3207	2	Nut-Hex
10	323-12	1	Screw-HH	22:2	117-3208	2	Washer-Lock, Int Tooth
11	104-8301	5	Nut-Flange, NI	23	52-2891	2	Bushing-Flanged, Nylon
12	3256-22	2	Washer-Flat	24	323-7	2	Screw-HH
13	119-1406	1	Detent-Brake	25	119-1400-03	1	Brake Lever ASM
14	119-1405	1	Rod-Brake Pawl				

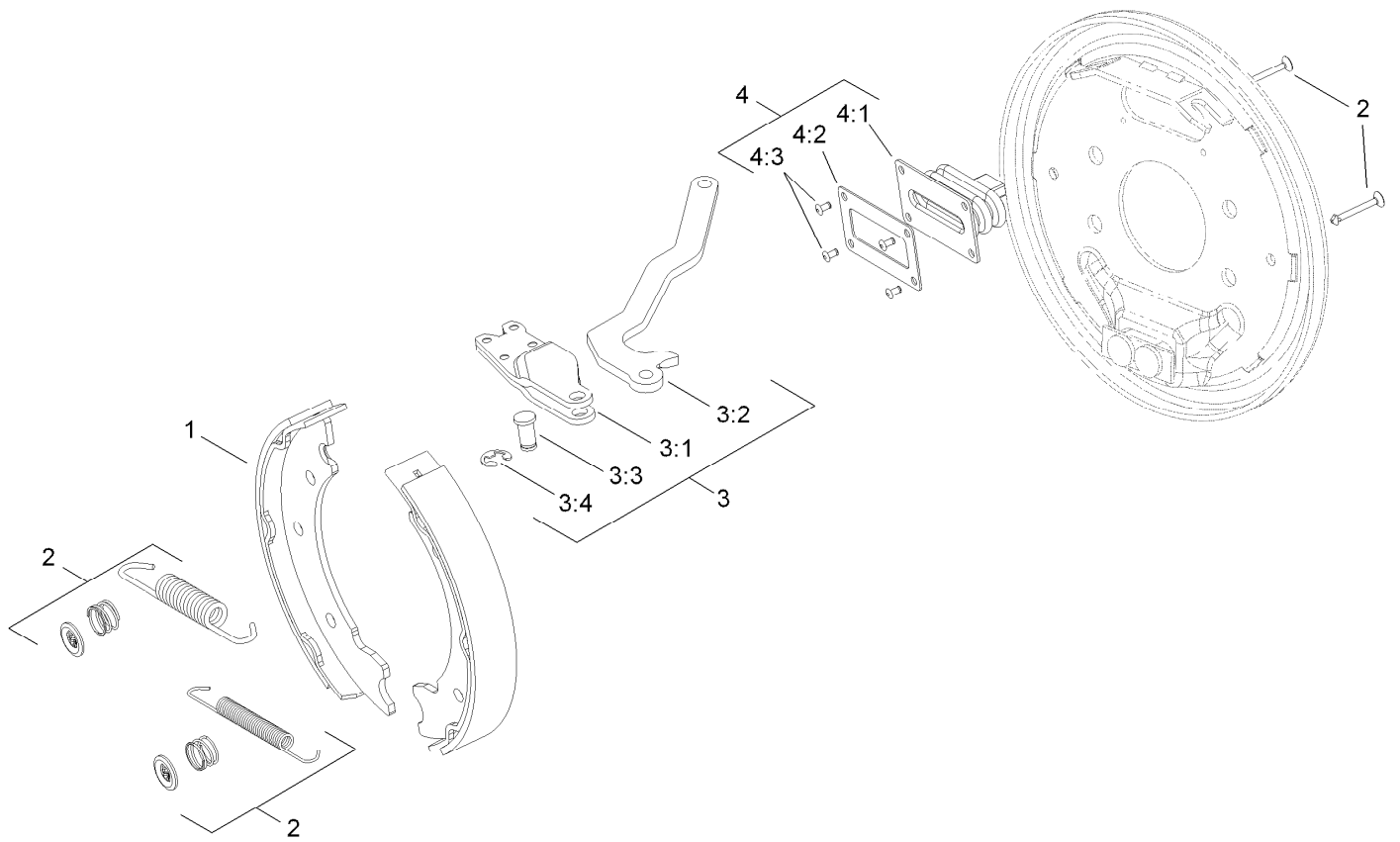




## Left Hand Brake Assembly No. 120-0235

Ref.	Part Number	Qty.	Description
1	108-6981	1	Brake Shoe Kit (8 Inch)
2	108-6983	1	Brake Hardware Kit (8 Inch)
3	120-0236	1	LH Actuator Kit
3:1		1	Housing ●
3:2		1	Lever-LH ●
3:3		1	Pin-Pivot ●
3:4		1	E-Ring ●
4	110-8885	1	Dust Boot Kit
4:1		1	Boot ●
4:2		1	Plate-Back Up ●
4:3		2	Rivet ●

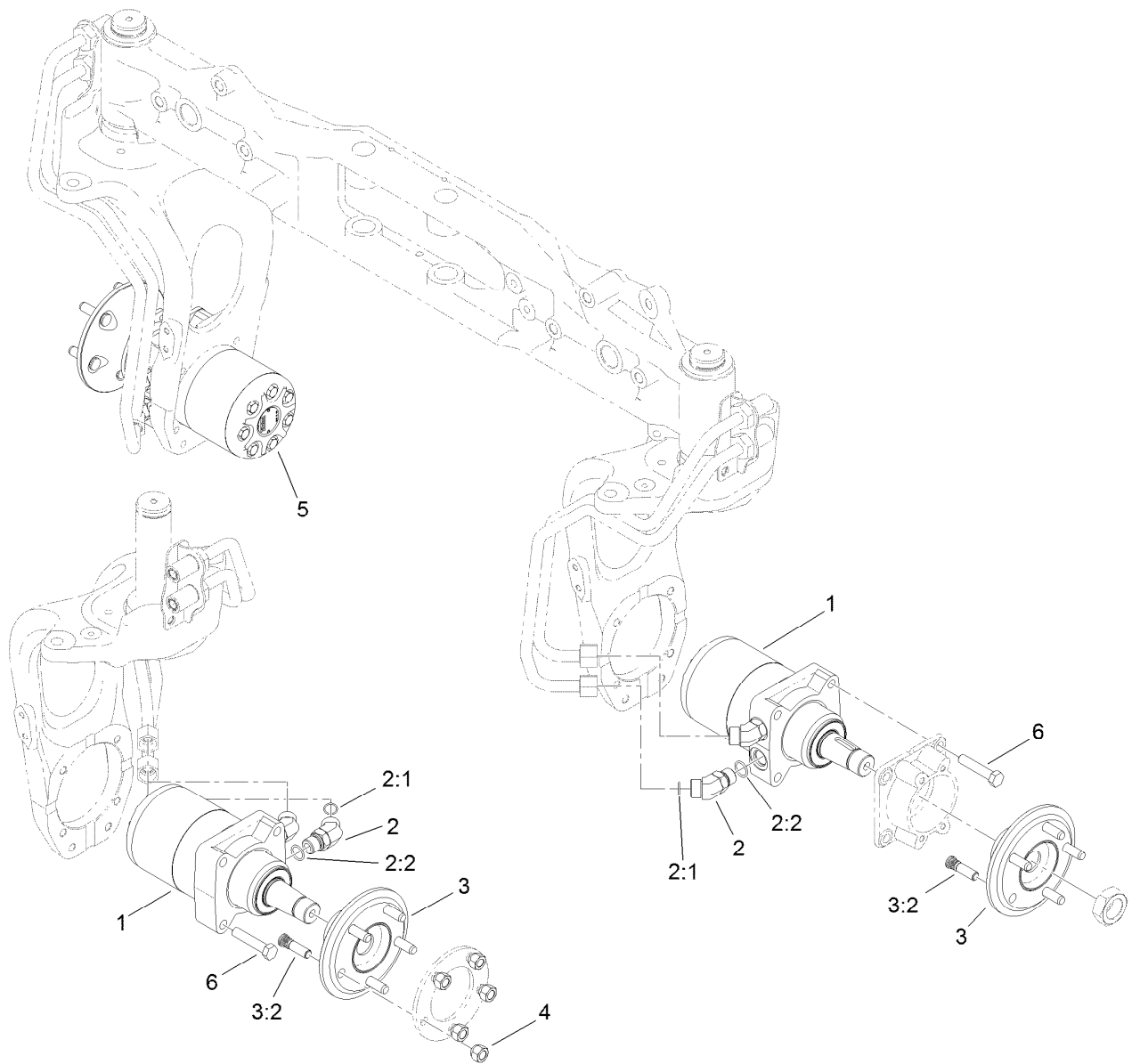
● Not serviced separately



## Right Hand Brake Assembly No. 120-0233

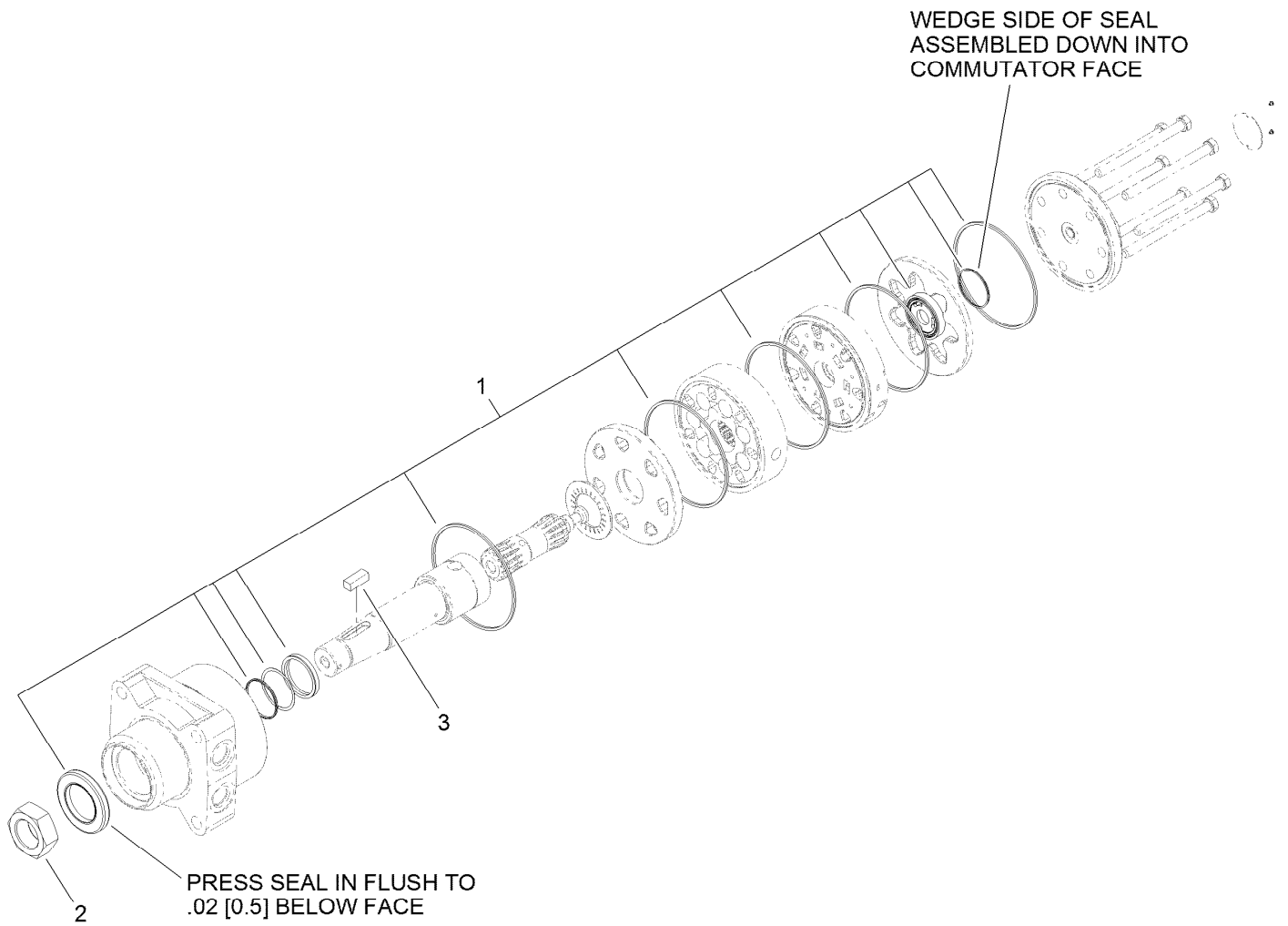
Ref.	Part Number	Qty.	Description
1	108-6981	1	Brake Shoe Kit (8 Inch)
2	108-6983	1	Brake Hardware Kit (8 Inch)
3	120-0234	1	RH Actuator Kit
3:1		1	Housing ●
3:2		1	Lever-RH ●
3:3		1	Pin-Pivot ●
3:4		1	E-Ring ●
4	110-8885	1	Dust Boot Kit
4:1		1	Boot ●
4:2		1	Plate-Back Up ●
4:3		2	Rivet ●

● Not serviced separately



## 4 Wheel Drive Hydraulic Motor and Fitting Assembly

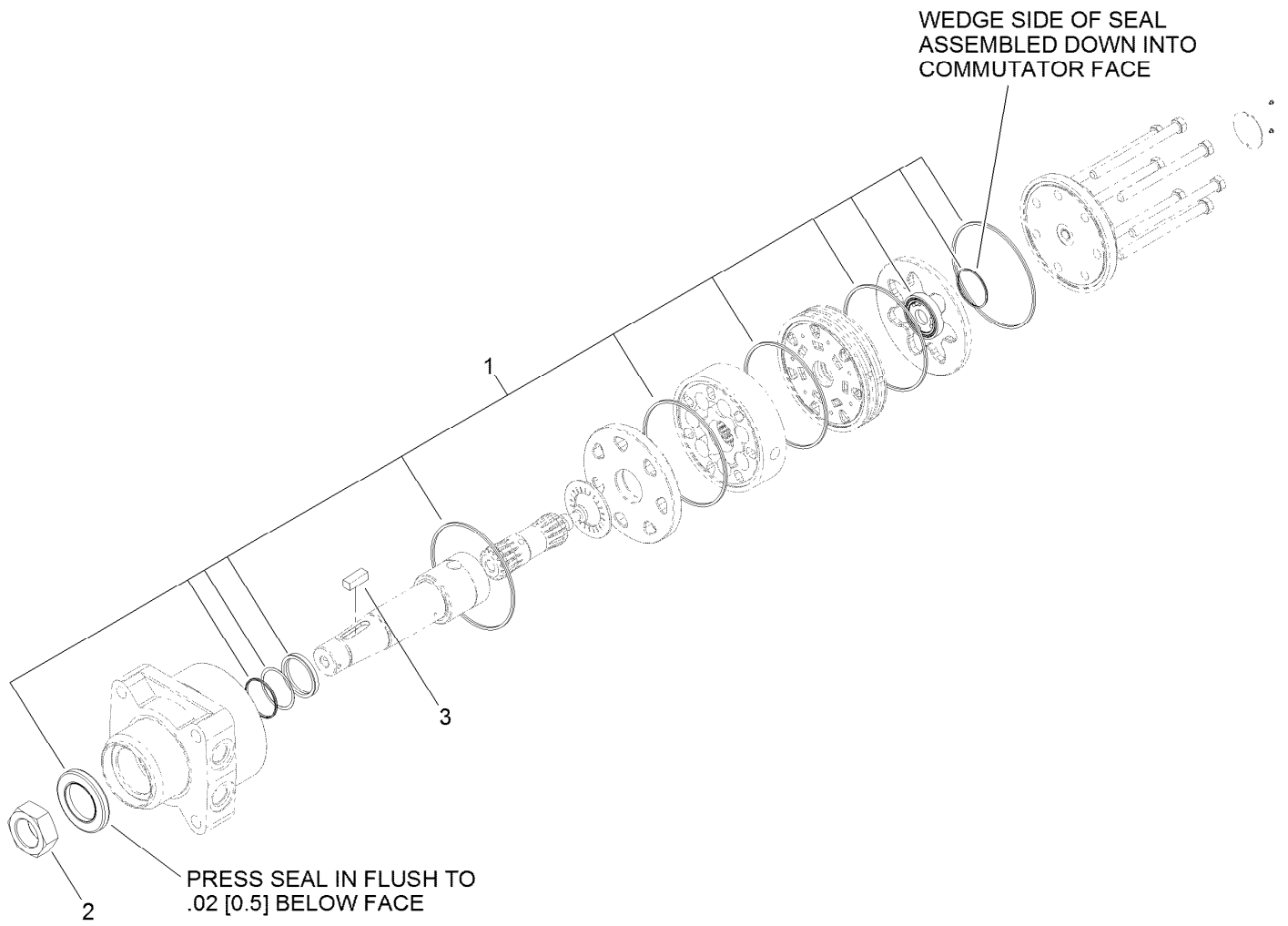
<i>Ref.</i>	<i>Part Number</i>	<i>Qty.</i>	<i>Description</i>
1	117-3284	2	HYD Motor ASM (280 CCW)
2	340-14	8	Fitting-HYD, 45 DEG
2:1	237-65	1	O-Ring
2:2	237-80	1	O-Ring
3	120-6739	4	Wheel Hub ASM
3:2	114-3918	5	Stud-Wheel
4	242-50	10	Nut-Lug
5	117-3285	2	HYD Motor ASM (280 CW)
6	325-34	16	Screw-HH



## Hydraulic Motor Assembly No. 117-3284 (CCW)

<i>Ref.</i>	<i>Part Number</i>	<i>Qty.</i>	<i>Description</i>
1	107-9368	1	Seal Kit ●
2	117-3290	1	Nut-Hex
3	117-5198	1	Key-Square

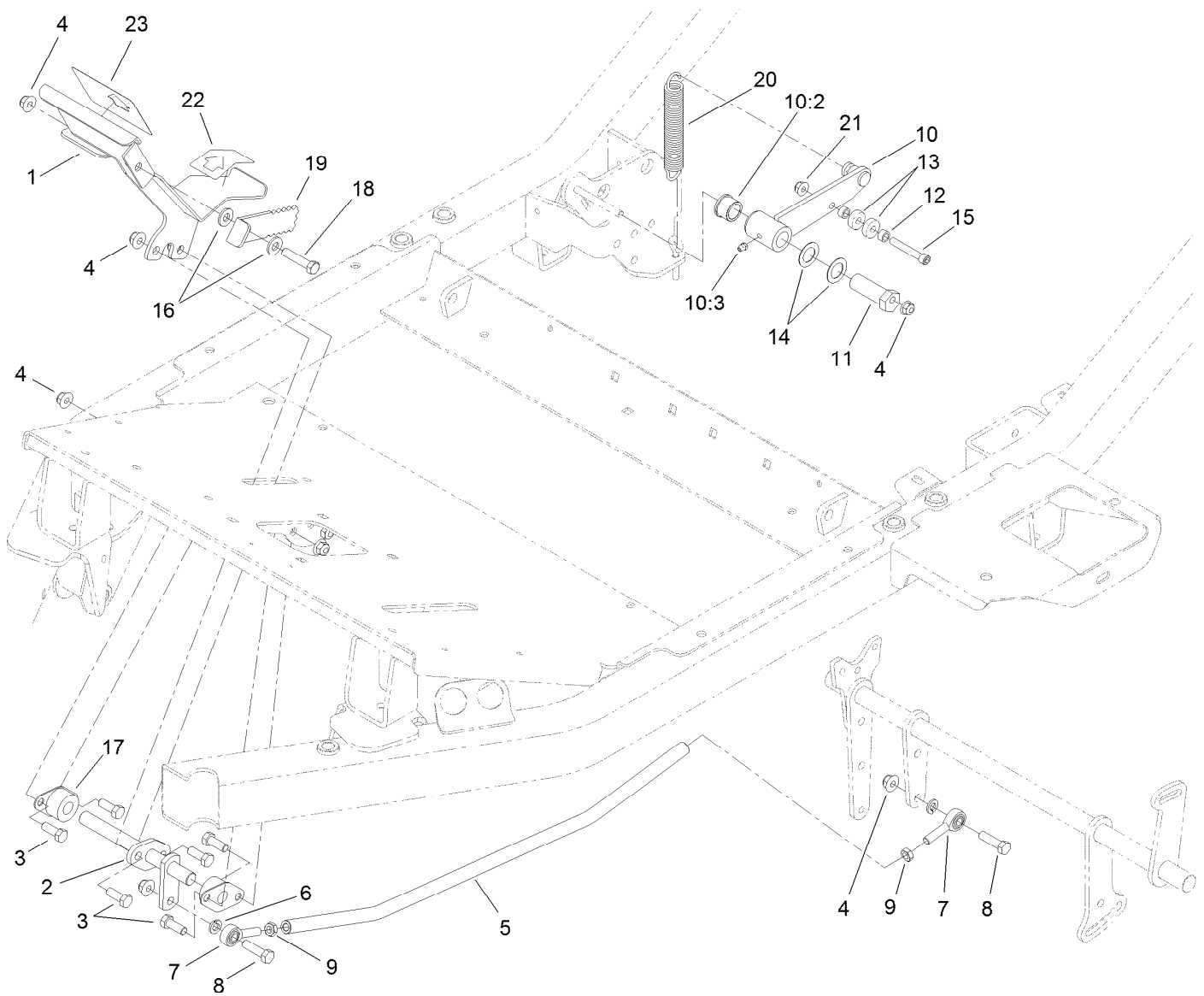
● Not illustrated



## Hydraulic Motor Assembly No. 117-3285 (CW)

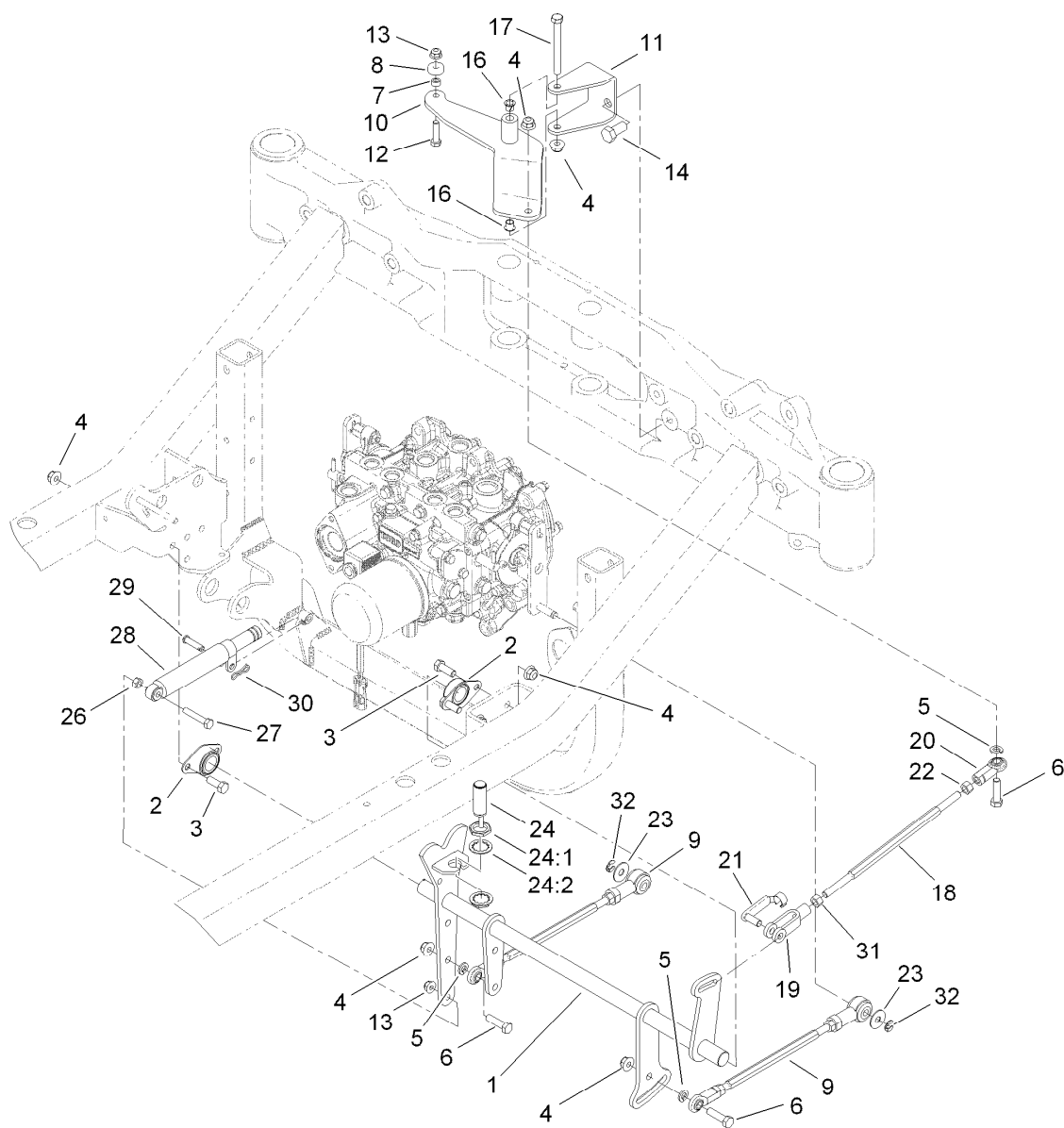
<i>Ref.</i>	<i>Part Number</i>	<i>Qty.</i>	<i>Description</i>
1	107-9368	1	Seal Kit ●
2	117-3290	1	Nut-Hex
3	117-5198	1	Key-Square

● Not illustrated



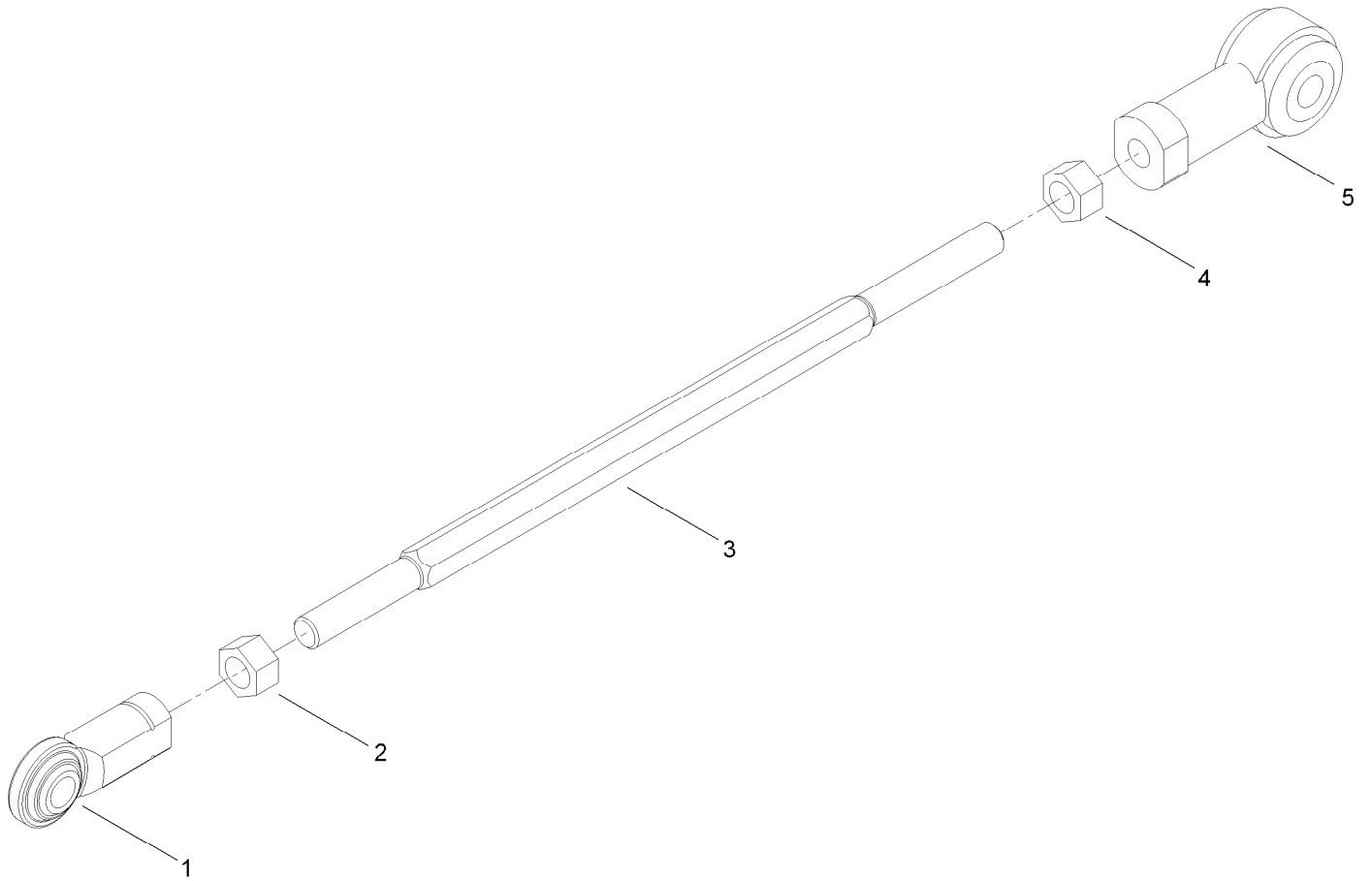
## Neutral and Traction Pedal Assembly

<i>Ref.</i>	<i>Part Number</i>	<i>Qty.</i>	<i>Description</i>	<i>Ref.</i>	<i>Part Number</i>	<i>Qty.</i>	<i>Description</i>
1	117-3070-01	1	Pedal	12	85-9120	2	Spacer-Pivot, Tilt
2	117-3073	1	Pivot-Pedal	13	251-307	2	Bearing-Ball
3	323-6	6	Screw-HH	14	3-6498	2	Washer-Thrust
4	104-8301	10	Nut-Flange, NI	15	3274-86	1	Screw-HSH
5	115-0072-03	1	Rod-Traction	16	66-2920	2	Washer-Friction
6	3253-21	2	Washer-Lock	17	256-236	2	Bearing-Mount, Flange
7	2411-36	2	Bearing-End, Rod	18	323-9	1	Screw-HH
8	323-29	2	Screw-HH	19	117-3298	1	Lever-Mow Stop
9	3220-3	2	Nut-HJ	20	116506	1	Spring-Extension
10	115-0148	1	Arm ASM	21	104-8300	1	Nut-Flange, NI
10:2	256-113	2	Bushing-Flange	22	94-3308	1	Pad-Pedal, Traction
10:3	302-5	1	Fitting-Grease	23	94-3307	1	Pad-Pedal, Traction
11	117-9046	1	Stud-Eccentric				



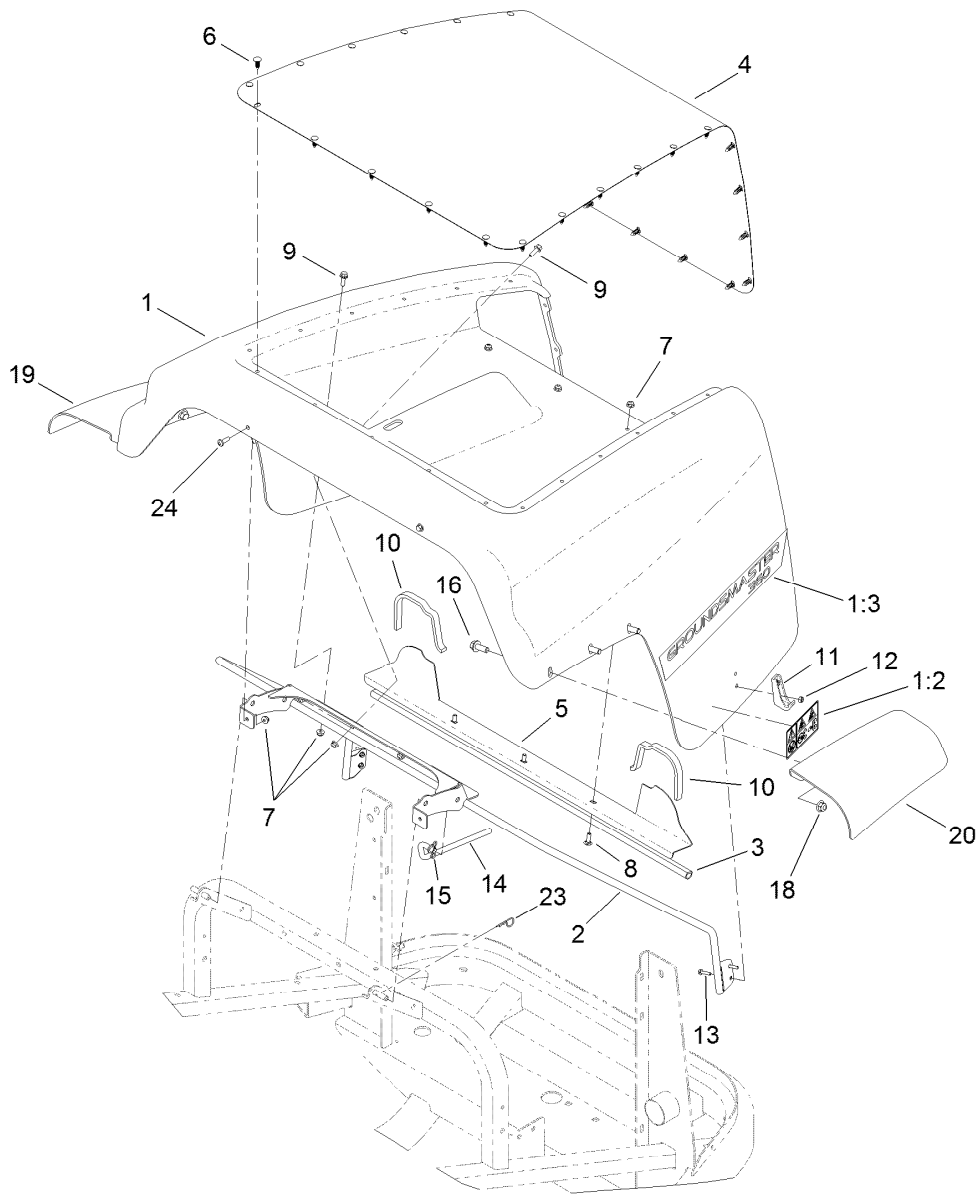
## Traction Pump Linkage Assembly

Ref.	Part Number	Qty.	Description	Ref.	Part Number	Qty.	Description
1	115-0080-03	1	Speed Control Shaft ASM	18	105-7239	1	Rod-Threaded
2	117-3255	2	Bearing-Side Flange	19	1-633131	1	Yoke-Linkage, Brake
3	323-6	4	Screw-HH	20	103-1167	1	Joint-Ball End, LH
4	104-8301	8	Nut-Flange, NI	21	103-2399	1	Pin-Spring, Clevis
5	3253-21	3	Washer-Lock	22	3219-20	1	Nut-Hex, LH
6	323-29	3	Screw-HH	23	52-2860	2	Washer
7	85-9120	1	Spacer-Pivot, Tilt	24	115-5300	1	Proximity Switch ASM
8	251-307	1	Bearing-Ball	24:1	117-3207	2	Nut-Hex
9	112-5099	2	Link ASM	24:2	117-3208	2	Washer-Lock, Int Tooth
10	115-0084-03	1	Arm ASM	26	3217-6	1	Nut-Hex
11	119-1351-03	1	Channel-Pivot	27	322-9	1	Screw-HH
12	322-6	1	Screw-HH	28	76-8870	1	Lever Damper ASM
13	104-8300	2	Nut-Flange, NI	29	283-6	1	Pin-Clevis
14	325-4	2	Screw-HH	30	119-1415	1	Pin-Cotter, Locking
16	52-2891	2	Bushing-Flanged, Nylon	31	3219-3	1	Nut-Hex
17	323-15	1	Screw-HH	32	32151-47	2	Ring-Retaining



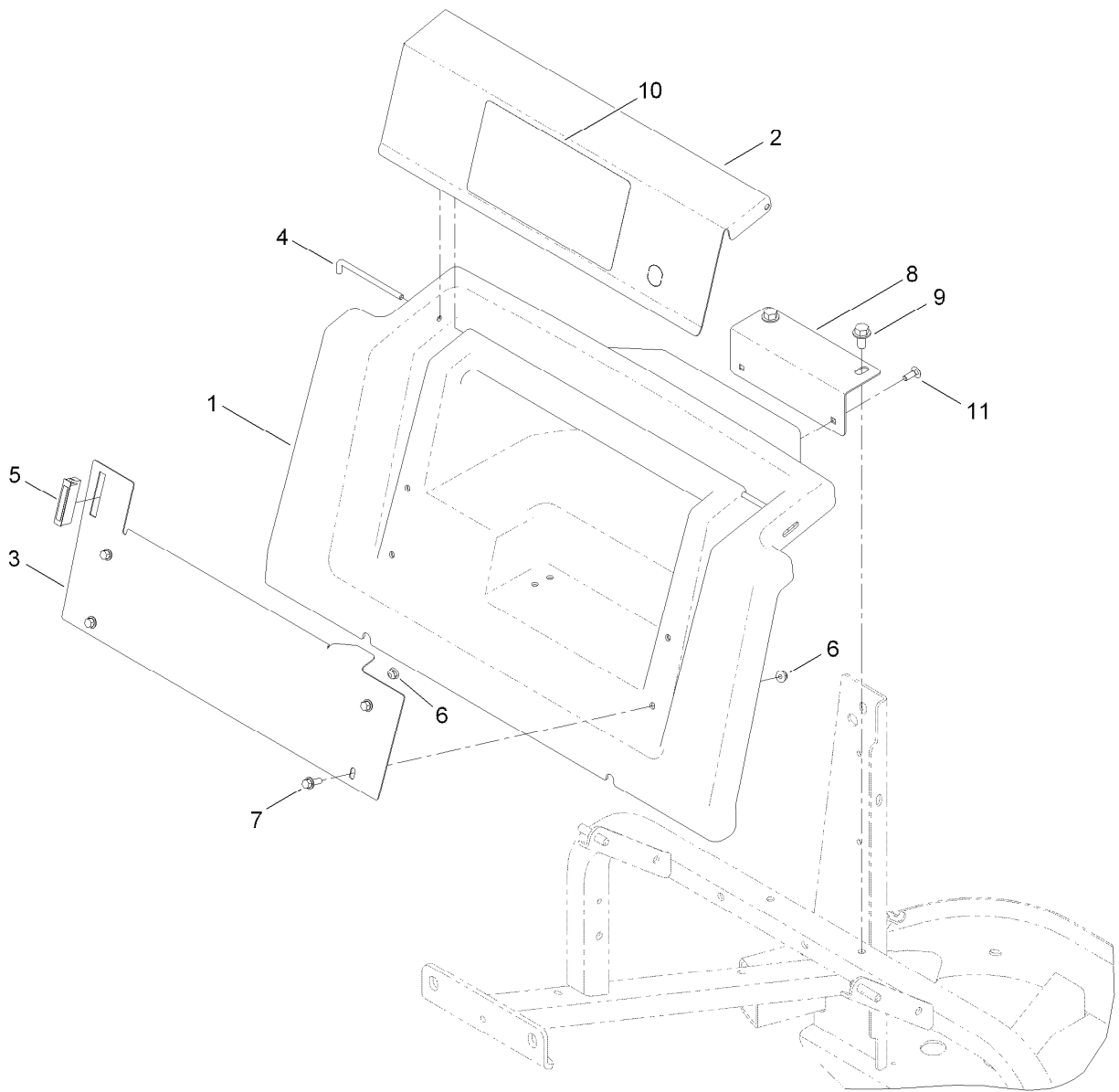
## Link Assembly No. 112-5099

<i>Ref.</i>	<i>Part Number</i>	<i>Qty.</i>	<i>Description</i>
1	103-1167	1	Joint-Ball End, LH
2	3219-20	1	Nut-Hex, LH
3	105-7239	1	Rod-Threaded
4	3219-3	1	Nut-Hex
5	105-7199	1	Rod End-Isolated



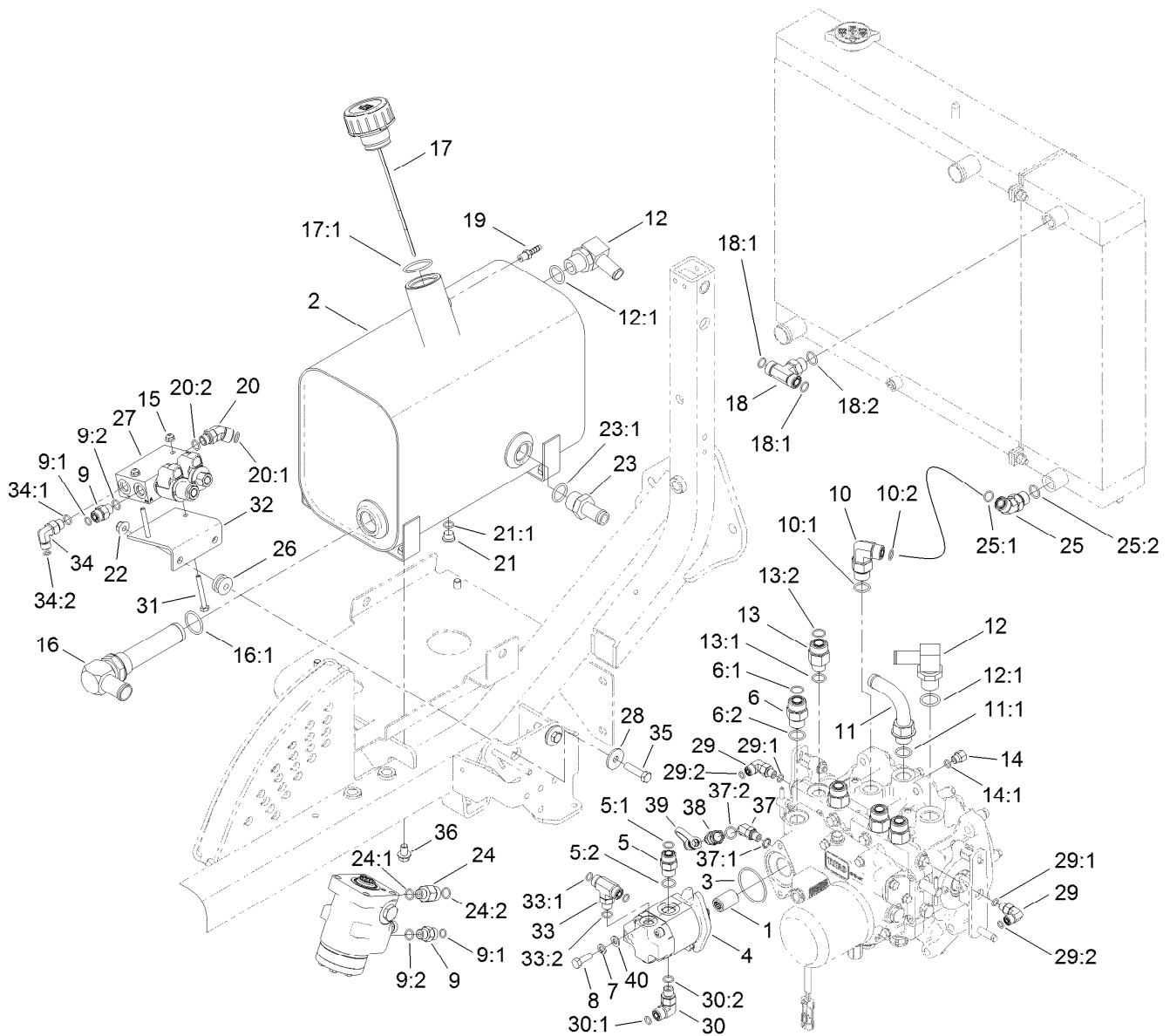
## Hood Assembly

<i>Ref.</i>	<i>Part Number</i>	<i>Qty.</i>	<i>Description</i>	<i>Ref.</i>	<i>Part Number</i>	<i>Qty.</i>	<i>Description</i>
1	120-0266	1	Hood ASM	11	103-2897	2	Latch-Catch
1:2	117-3270	2	Decal-Danger	12	3296-2	4	Nut-Lock, NI
1:3	117-3279	2	Decal-Hood	13	32105-13	4	Screw-HWH
2	115-0364-03	1	Hood Mount ASM	14	117-3171	1	Rod-Prop
3	115-0423	1	Seal-Bulb	15	119-1415	1	Pin-Cotter, Locking
4	115-0370-03	1	Screen	16	3234-42	6	Screw-HHF
5	115-0422-03	1	Seal-Hood	18	104-8301	6	Nut-Flange, NI
6	117-2382	29	Plug-Plastic	19	117-3369	1	Fender-Rear, RH
7	104-7201	11	Nut-HF	20	117-3368	1	Fender-Rear, LH
8	3229-1	3	Screw-CARR	23	9335054	1	Pin-Hair
9	3234-4	6	Screw-HHF	24	3250-32	2	Screw-PPH
10	110-8288	2	Seal-Foam				



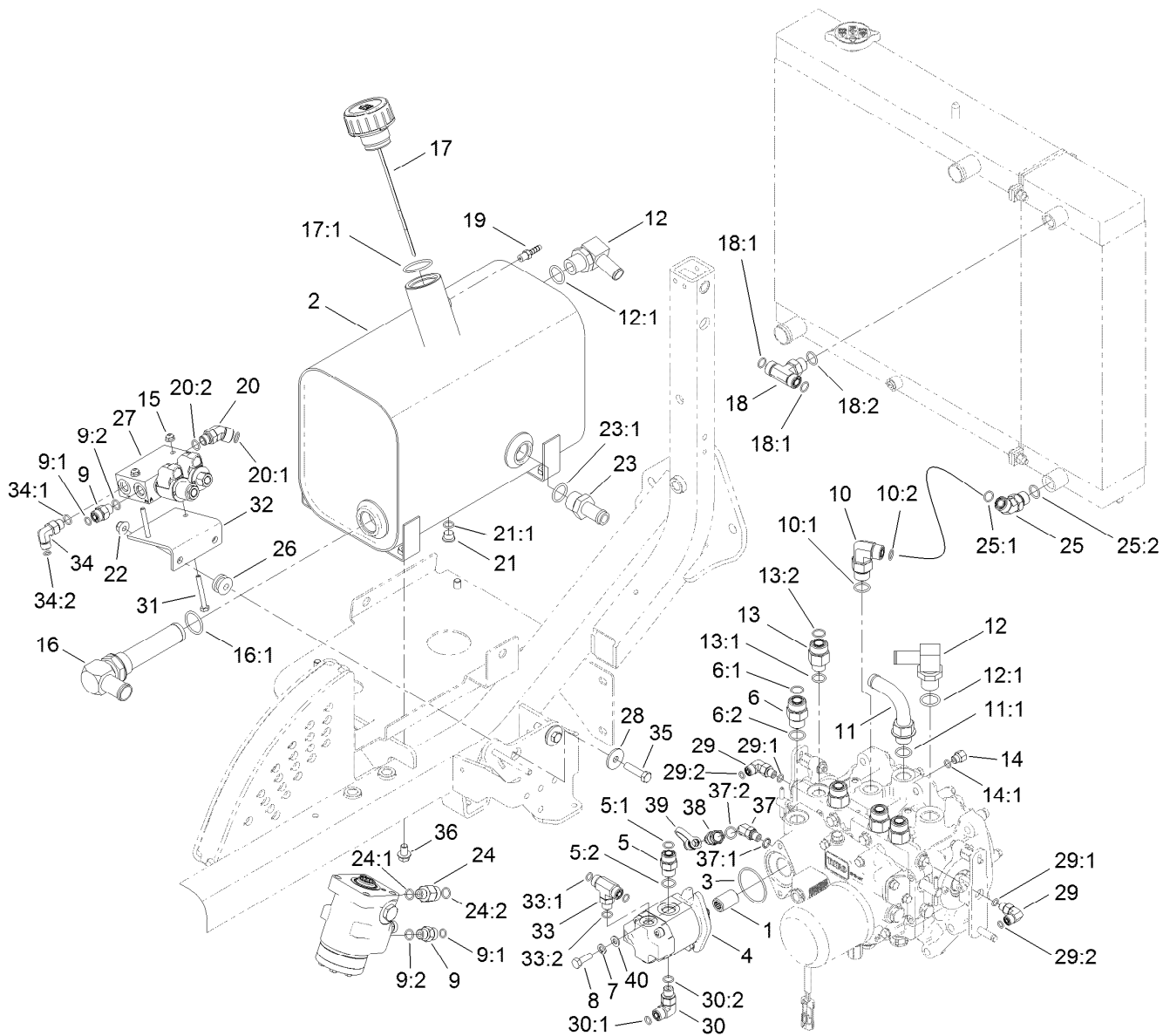
## Storage Compartment Assembly

<i>Ref.</i>	<i>Part Number</i>	<i>Qty.</i>	<i>Description</i>
1	120-0222	1	Housing ASM
2	117-3185-03	1	Cover-Storage
3	117-3186-03	1	Panel-Lower
4	117-3189	2	Rod-Hinge
5	58-4250	1	Catch-Magnetic
6	104-7201	6	Nut-HF
7	3234-4	4	Screw-HHF
8	117-3187-03	1	Support-Housing
9	110-9380	2	Screw-HWH
10	120-0259	1	Decal-Service Instructions
11	3229-1	2	Screw-CARR



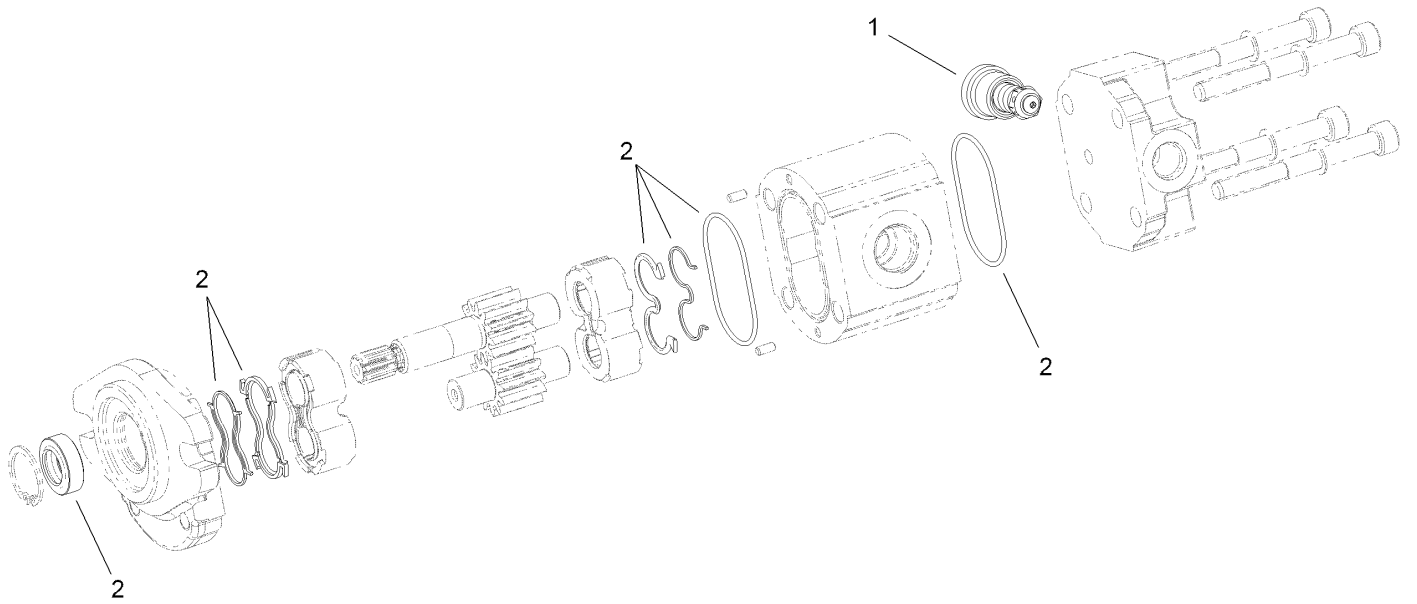
## Deck Lift Valve and Hydraulic Fitting Assembly

Ref.	Part Number	Qty.	Description	Ref.	Part Number	Qty.	Description
1	108-9920	1	Coupler-Spline, 9T	12	353-987	2	Fitting-HYD, 90 DEG (Barbed)
2	117-3372	1	Tank-Hydraulic, Metal	12:1	237-81	1	O-Ring
3	108-9919	1	O-Ring	13	340-155	4	Fitting-HYD, Straight
4	115-0375	1	Gear Pump ASM	13:1	237-79	1	O-Ring
5	340-4	1	Fitting-HYD, Straight	13:2	237-151	1	O-Ring
5:1	237-30	1	O-Ring	14	110-5536	1	Fitting-HYD, Adapter
5:2	237-79	1	O-Ring	14:1	237-78	1	O-Ring
6	340-7	1	Adapter	15	104-7201	2	Nut-HF
6:1	237-65	1	O-Ring	16	105-0204	1	Strainer Fitting ASM
6:2	237-80	1	O-Ring	16:1	237-146	1	O-Ring
7	3253-4	2	Washer-Lock	17	117-3389	1	Cap-Tank, Hydraulic
8	33114-025	2	Screw-HH	17:1	237-101	1	O-Ring
9	340-2	5	Fitting-HYD, Straight	18	340-157	1	Fitting-HYD, Tee
9:1	237-22	1	O-Ring	18:1	237-79	1	O-Ring
9:2	237-42	1	O-Ring	18:2	237-30	2	O-Ring
10	340-105	1	Fitting-HYD, 90 DEG	19	94-7220	1	Hose-Barb
10:1	237-80	1	O-Ring	20	340-96	1	Adapter
10:2	237-30	1	O-Ring	20:1	237-30	1	O-Ring
11	110-5522	1	Fitting-Elbow, 90	20:2	237-42	1	O-Ring
11:1	237-80	1	O-Ring	21	353-989	1	Plug-Hex, Hollow



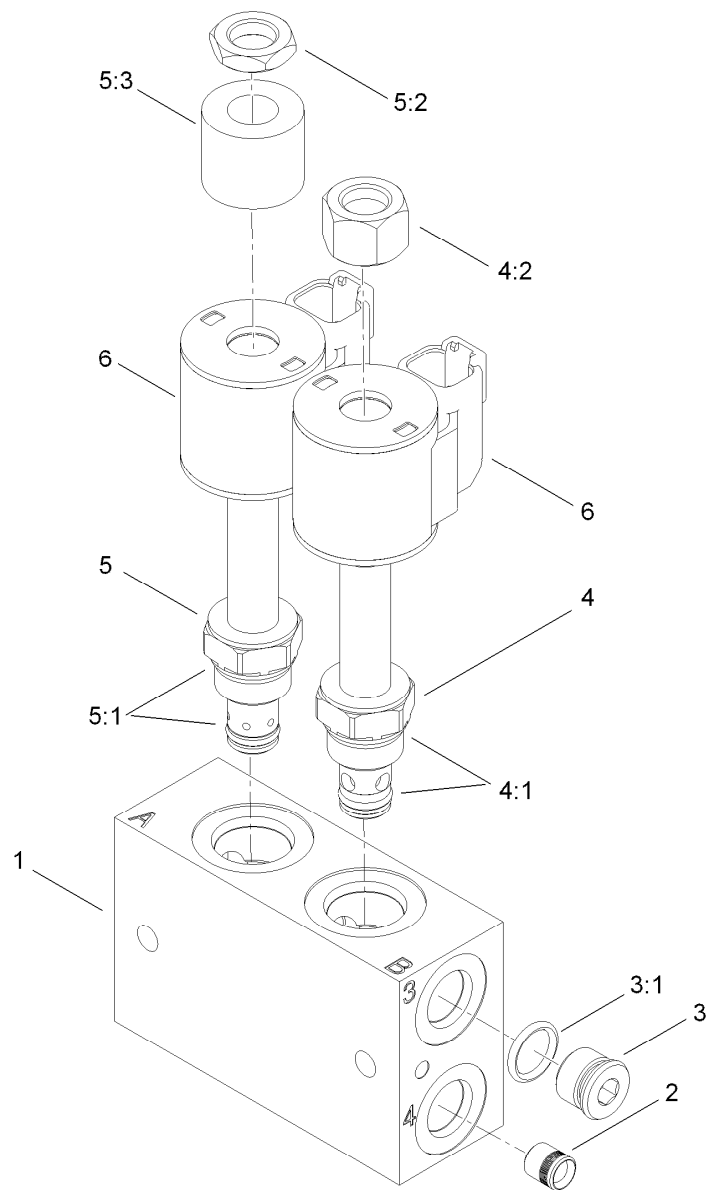
## Deck Lift Valve and Hydraulic Fitting Assembly (continued)

Ref.	Part Number	Qty.	Description	Ref.	Part Number	Qty.	Description
21:1	237-42	1	O-Ring	30:2	237-42	1	O-Ring
22	104-8301	2	Nut-Flange, NI	31	321-11	2	Screw-HH
23	354-73	1	Fitting-Straight	32	115-0355-03	1	Plate-Mount, Valve
23:1	237-81	1	O-Ring	33	340-94	1	Adapter
24	340-5	1	Fitting-Straight	33:1	237-22	2	O-Ring
24:1	237-42	1	O-Ring	33:2	237-42	1	O-Ring
24:2	237-30	1	O-Ring	34	340-82	1	Adapter
25	340-101	1	Fitting-HYD, 45 DEG	34:1	237-42	1	O-Ring
25:1	237-30	1	O-Ring	34:2	237-21	1	O-Ring
25:2	237-79	1	O-Ring	35	323-8	2	Screw-HH
26	63-9750	2	Mount	36	32144-15	4	Screw-HHFTF
27	115-0356	1	Deck Lift Valve ASM	37	340-103	1	Fitting-HYD, 45 DEG
28	63-8410	2	Washer	37:1	237-78	1	O-Ring
29	340-132	2	Fitting-HYD, 90 DEG	37:2	237-21	1	O-Ring
29:1	237-78	1	O-Ring	38	115-8886	1	Nipple-Test
29:2	237-21	1	O-Ring	39	354-79	1	Cap-Dust
30	340-77	1	Fitting-HYD, 90 DEG	40	3256-23	2	Washer-Flat
30:1	237-22	1	O-Ring				



## Hydraulic Gear Pump Assembly No. 115-0375

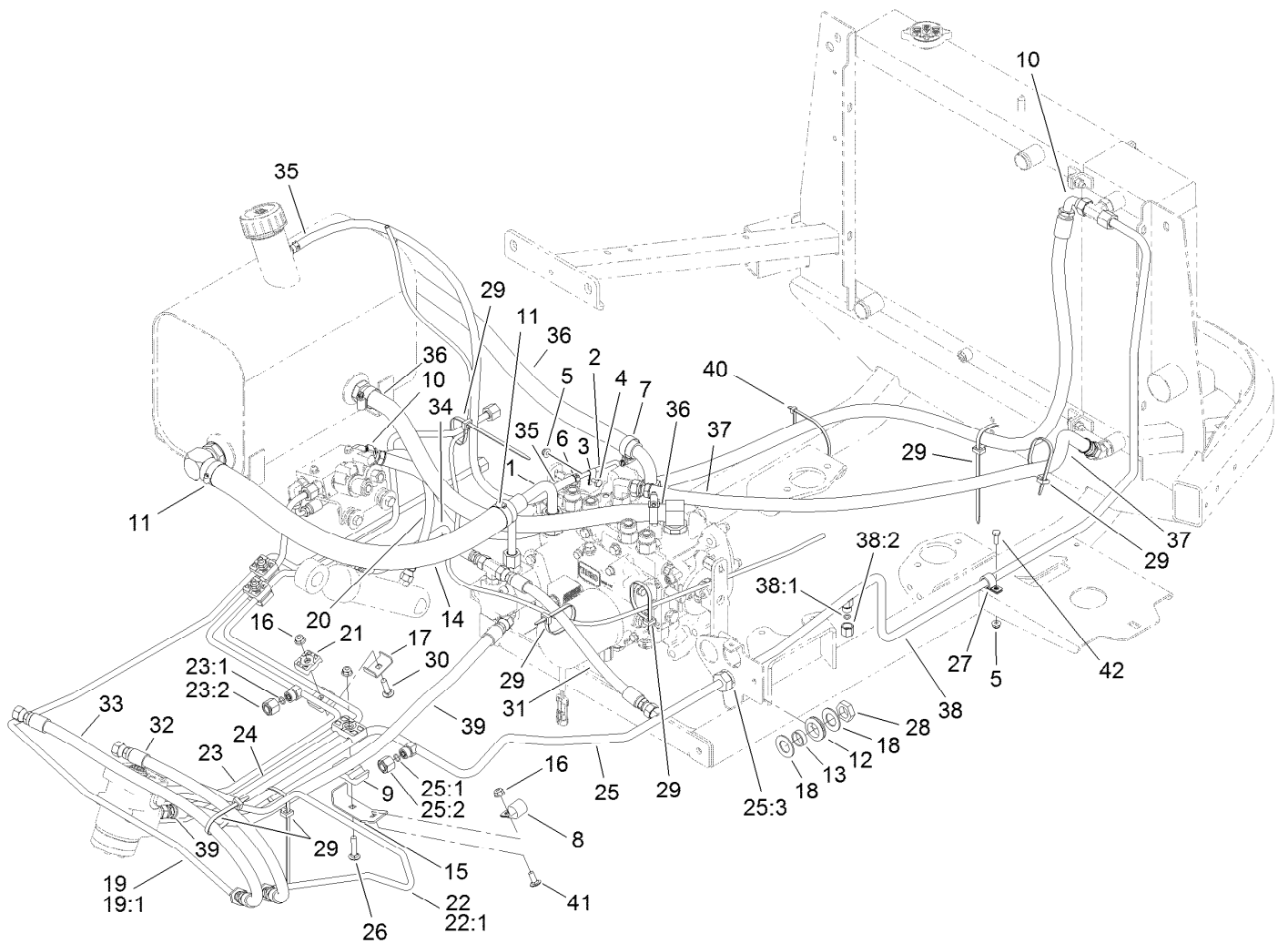
<i>Ref.</i>	<i>Part Number</i>	<i>Qty.</i>	<i>Description</i>
1	115-0376	1	Valve-Relief, 125 Bar
2	112-0199	1	Seal Kit



## Deck Lift Valve Assembly No. 115-0356

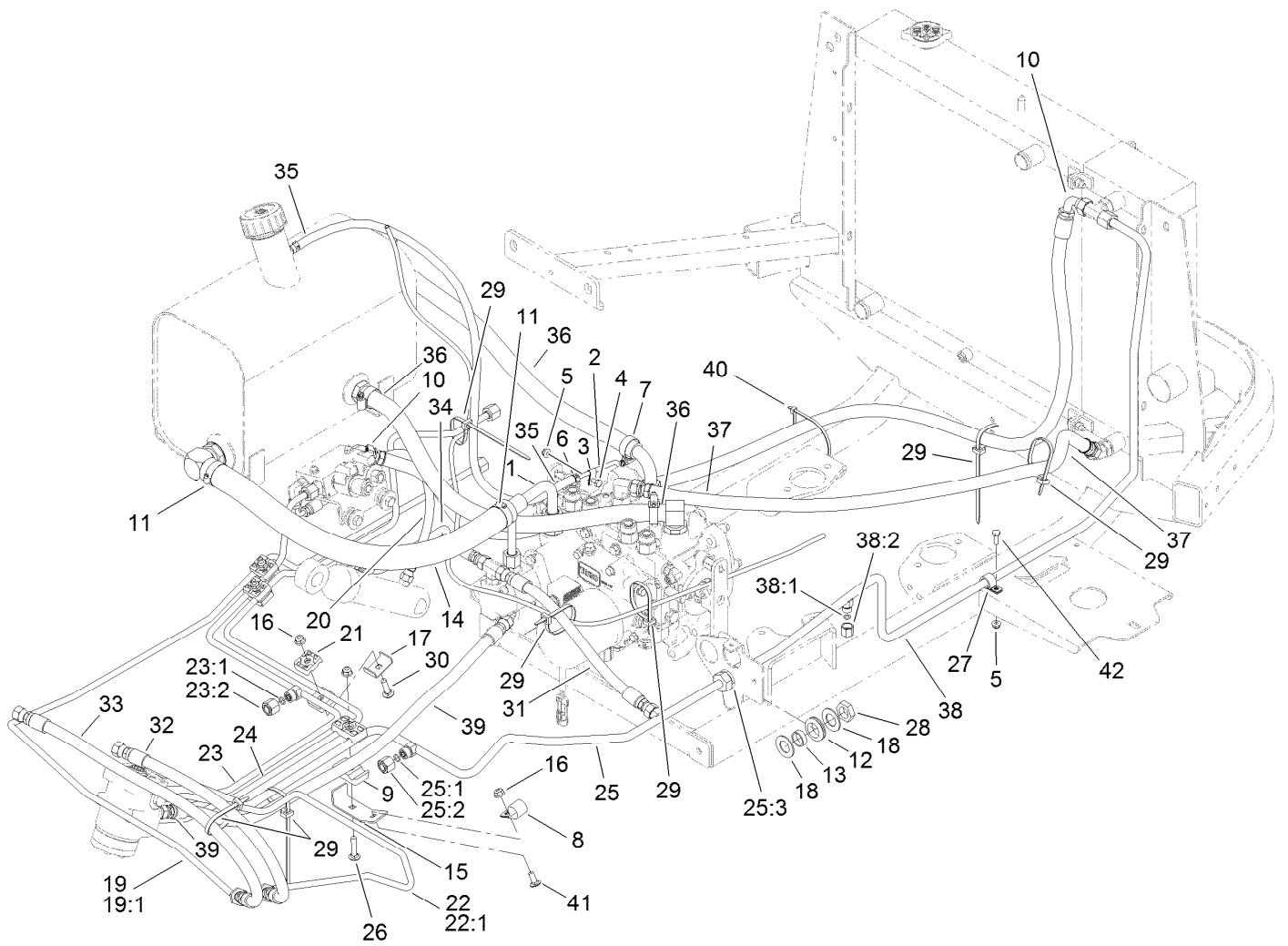
Ref.	Part Number	Qty.	Description
1		1	Block-Manifold ●
2		1	Plug ●
3	353-512	1	Plug
3:1	237-78	1	O-Ring
4	107-7517	1	Valve-Solenoid
4:1	105-9156	1	Seal Kit
4:2	107-7812	1	Nut-Solenoid
5	110-8898	1	Valve-Solenoid
5:1	107-7527	1	Seal Kit
5:2	110-2634	1	Nut-Coil
5:3	110-8909	1	Spacer-Coil
6	119-8036	1	E-Coil,12 Vdc,-08

● Not serviced separately



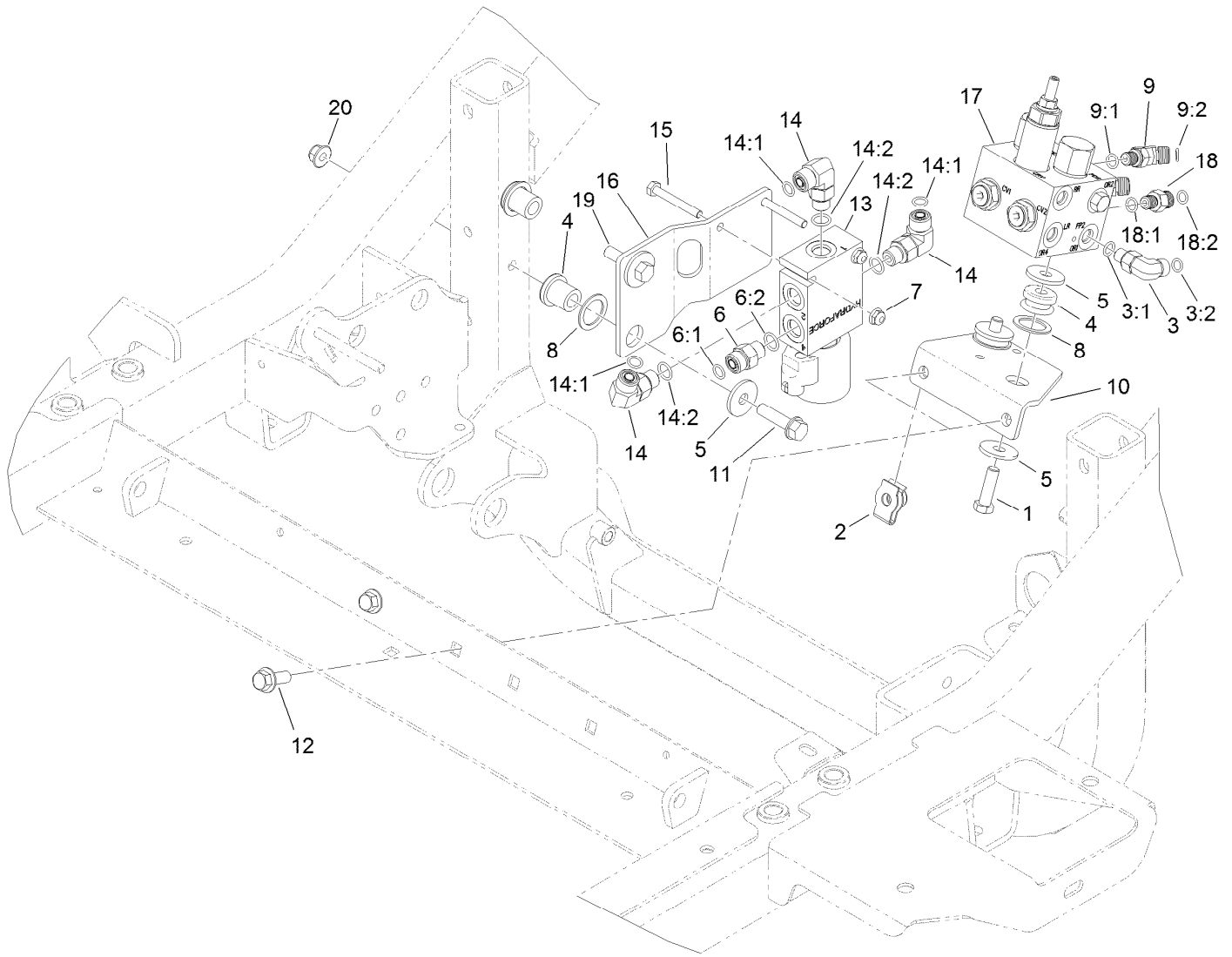
## Hydraulic Tube and Hose Assembly

Ref.	Part Number	Qty.	Description	Ref.	Part Number	Qty.	Description
1	115-0184	1	Suction Tube ASM	20	112-9185	1	Hose-HYD
2	110-5537	1	Tube ASM	21	56-7973	6	Clamp-Tube
3	2412-72	1	Clip-Closed, Insulated	22	117-3110	1	Tube-Steering, Front
4	321-4	1	Screw-HH	22:1	237-22	1	O-Ring
5	104-7201	2	Nut-HF	23	117-3111	1	Tube-Steering, Lift
6	2412-98	2	Clamp-Hose	23:1	237-22	1	O-Ring
7	2412-129	4	Clamp-Hose	23:2	340-117	1	Cap
8	2412-4	1	Clamp	24	117-3112	1	Tube-Steering, Manifold
9	56-7972	2	Clamp-Tube	25	117-3113	1	Tube-Steering, Drain
10	117-3129	1	Hose ASM	25:1	237-22	2	O-Ring
11	2412-34	2	Clamp-Hose	25:2	340-117	1	Cap
12	240-5	1	Grommet	25:3	237-30	1	O-Ring
13	69-8960	1	Spacer	26	3230-4	1	Screw-CARR
14	117-3200	1	Hose-Suction	27	2412-87	1	Clamp-Cable
15	120-0245	1	Bracket-Support	28	340-127	1	Nut-Bulkhead
16	104-8300	5	Nut-Flange, NI	29	3290-378	2	Tie-Cable
17	119-1418	3	Plate-Clamp	30	3230-3	3	Screw-CARR
18	69-8930	2	Washer	31	117-3122	1	Hose ASM
19	117-3117	1	Tube-Steering Manifold, Front Cylinder	32	119-1433	1	Hose ASM
19:1	237-22	1	O-Ring	33	100-5629	1	Hose ASM
				34	117-3123	1	Hose ASM



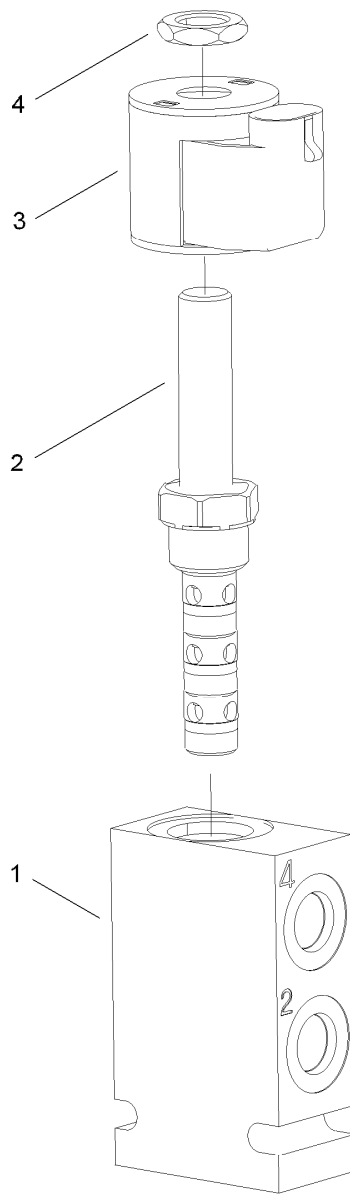
## Hydraulic Tube and Hose Assembly (continued)

<i>Ref.</i>	<i>Part Number</i>	<i>Qty.</i>	<i>Description</i>	<i>Ref.</i>	<i>Part Number</i>	<i>Qty.</i>	<i>Description</i>
35	109-0275	1	Hose-Fuel	38:2	117-3297	1	Fitting-Cap
36	117-3121	2	Hose ASM	39	119-8114	1	HYD Hose ASM
37	117-3128	1	Hose ASM	40	3334-945	5	Tie-Cable
38	117-3114	1	Tube-Drain, Cooler	41	3230-23	1	Screw-CARR
38:1	237-21	1	O-Ring	42	321-5	1	Screw-HH



## Hydraulic Valve Assembly

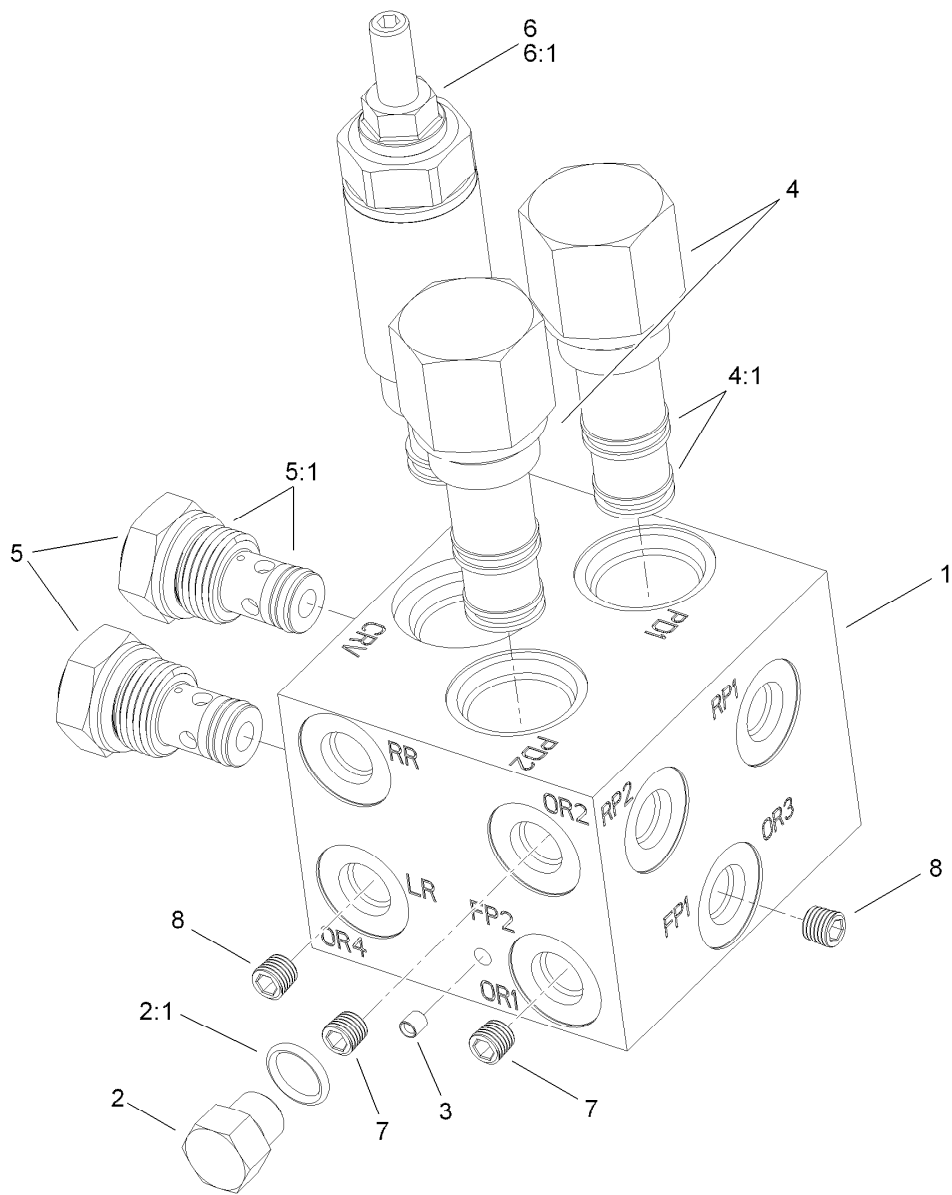
Ref.	Part Number	Qty.	Description	Ref.	Part Number	Qty.	Description
1	323-7	2	Screw-HH	11	323-20	1	Screw-HH
2	105-4886	2	Nut-Tinnerman	12	3234-42	2	Screw-HHF
3	340-132	1	Fitting-HYD, 90 DEG	13	115-0280	1	Steer Selector Valve ASM
3:1	237-78	1	O-Ring	14	340-77	3	Fitting-HYD, 90 DEG
3:2	237-21	1	O-Ring	14:1	237-22	1	O-Ring
4	63-9750	4	Mount	14:2	237-42	1	O-Ring
5	63-8410	6	Washer	15	321-11	2	Screw-HH
6	340-2	1	Fitting-HYD, Straight	16	115-0384-03	1	Plate-Valve Mount
6:1	237-22	1	O-Ring	17	117-2247	1	Cross-Trax Traction Valve ASM
6:2	237-42	1	O-Ring	18	340-92	1	Fitting-HYD, Straight
7	104-7201	2	Nut-HF	18:1	237-78	1	O-Ring
8	1-303352	4	Washer-Spindle	18:2	237-21	1	O-Ring
9	340-103	2	Fitting-HYD, 45 DEG	19	323-8	1	Screw-HH
9:1	237-78	1	O-Ring	20	104-8301	2	Nut-Flange, NI
9:2	237-21	1	O-Ring				
10	119-1409-03	1	Mount-Plate				



## Steering Selector Valve Assembly No. 115-0280

<i>Ref.</i>	<i>Part Number</i>	<i>Qty.</i>	<i>Description</i>
1		1	Block-Manifold ●
2	119-8042	1	Valve-Solenoid
3	110-6344	1	Coil-12V, Dc
4	110-2634	1	Nut-Coil

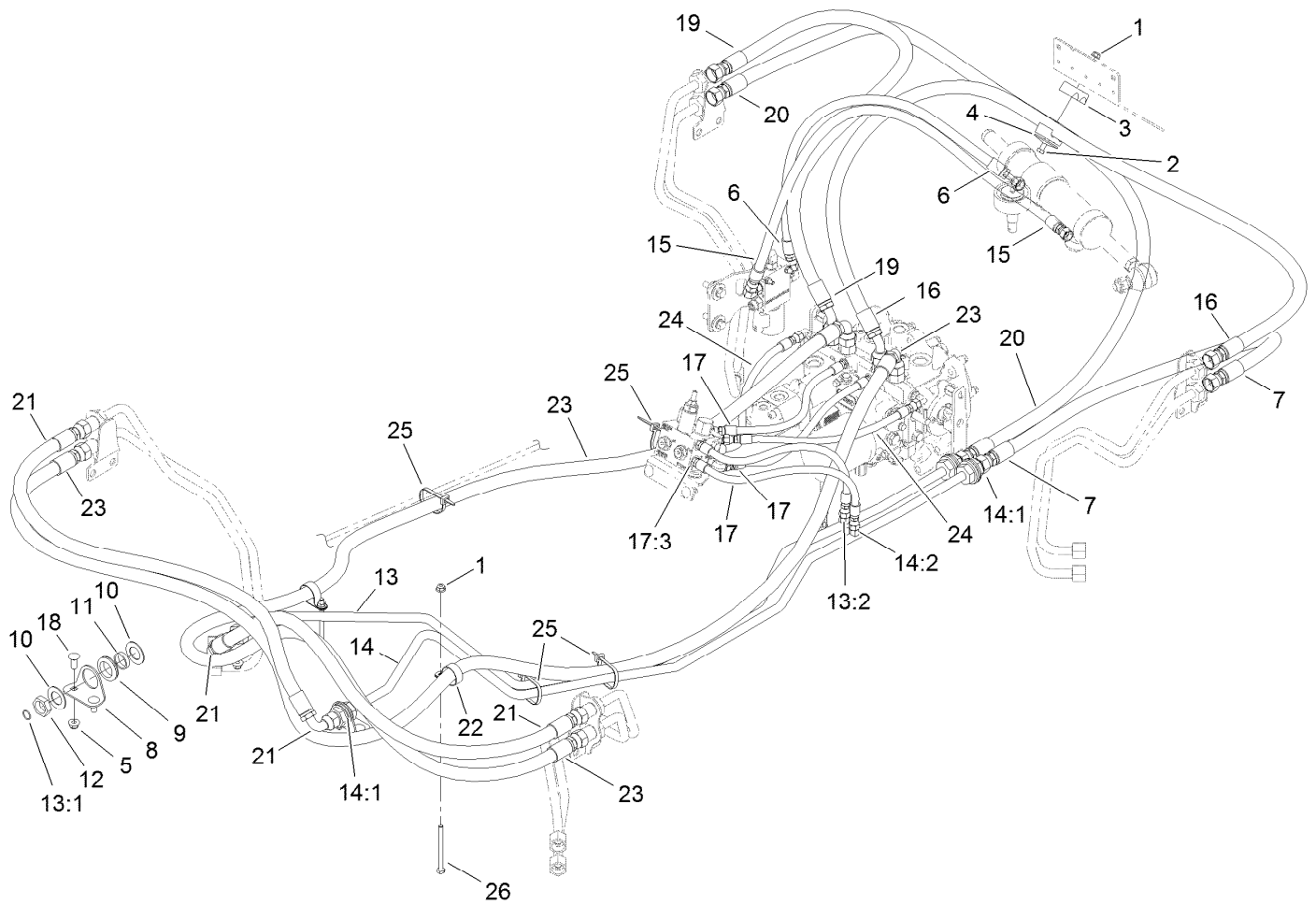
● Not serviced separately



## Cross-Trax Traction Valve Assembly No. 117-2247

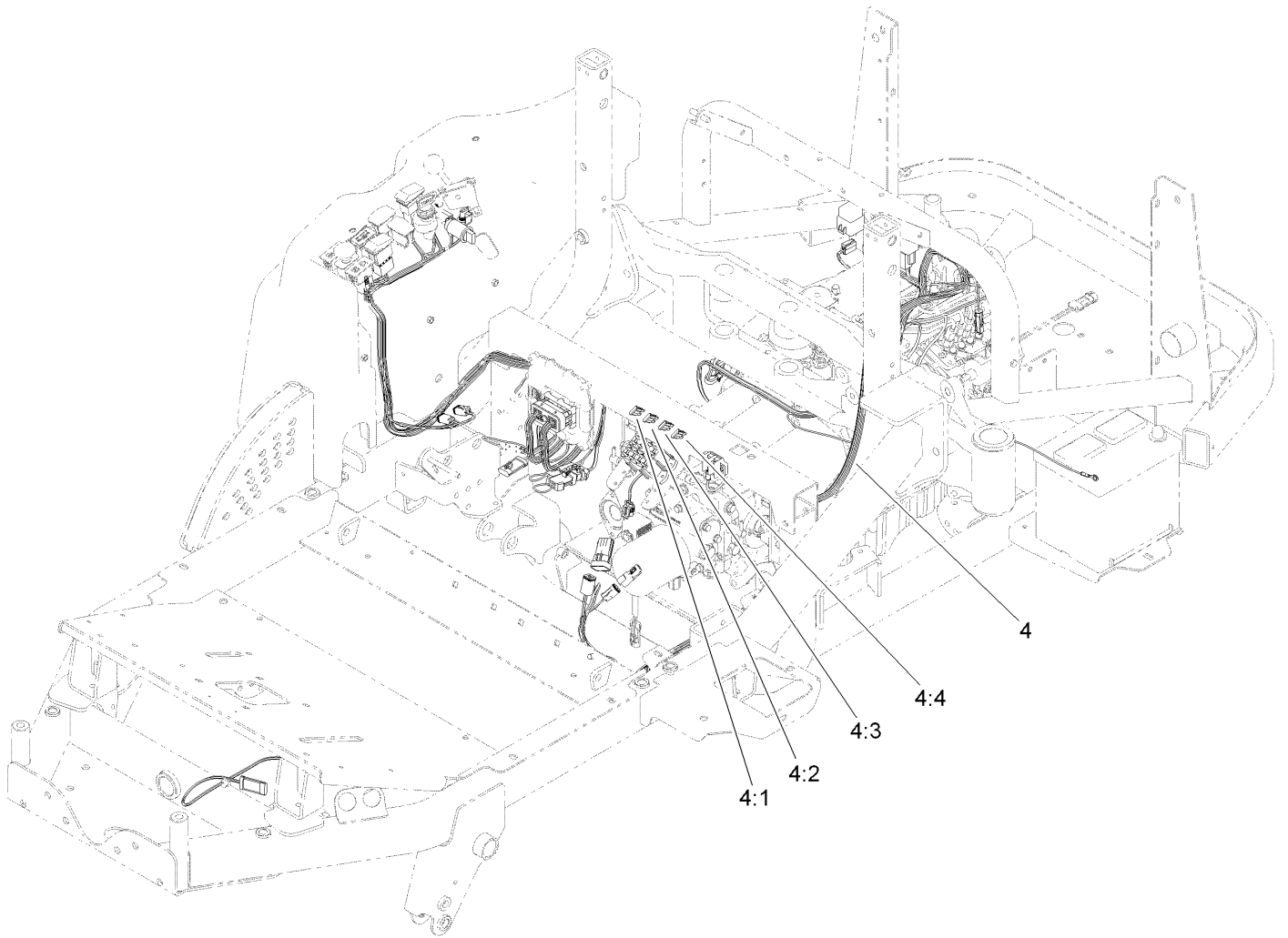
Ref.	Part Number	Qty.	Description
1		1	Block-Manifold ●
2	117-0115	1	Plug-HYD
2:1	237-78	1	O-Ring
3		1	Plug-4Mm ●
4	119-8028	2	Valve-Pilot, Directional
4:1	119-8029	1	Pilot Valve Seal Kit
5	119-8030	2	Valve-Check
5:1	119-8031	1	Seal Kit-Check Valve
6	119-8032	1	Valve-Relief
6:1	119-8033	1	Relief Valve Seal Kit
7	119-8034	2	Orifice-.090
8	119-8035	2	Orifice-.040

● Not serviced separately



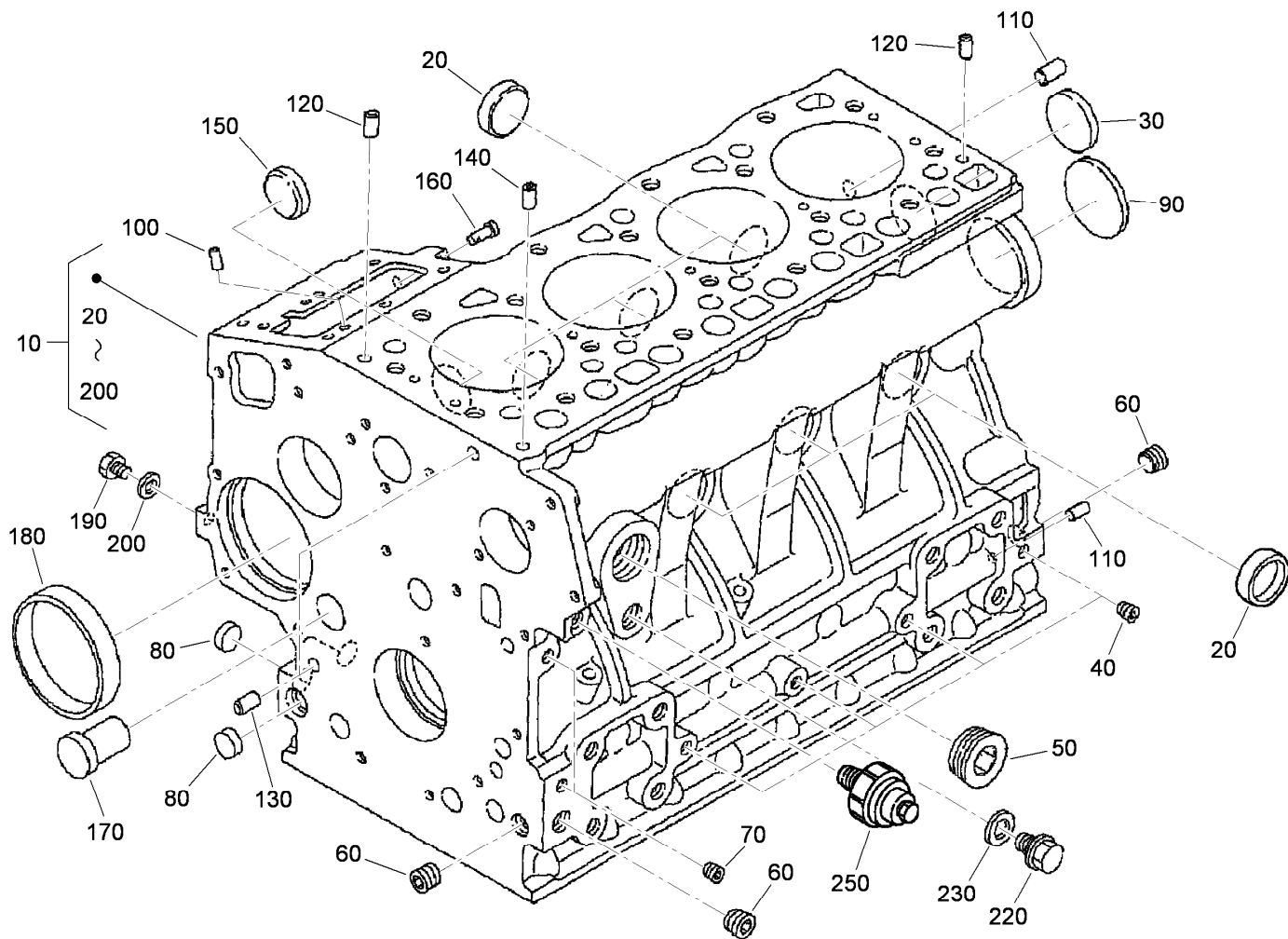
## 4 Wheel Drive Hydraulic Hose Assembly

Ref.	Part Number	Qty.	Description	Ref.	Part Number	Qty.	Description
1	104-8300	3	Nut-Flange, NI	14:1	237-65	2	O-Ring
2	322-11	1	Screw-HH	14:2	237-21	1	O-Ring
3	56-7974	2	Clamp-Tube	15	119-1432	1	Hose ASM
4	69-9761	1	Coverplate	16	117-3249	1	Hose ASM
5	104-8301	4	Nut-Flange, NI	17	115-0377	4	Hose ASM
6	119-1431	1	Hose ASM	17:3	237-78	1	O-Ring
7	119-1435	1	Hose ASM	18	3231-22	4	Screw-CARR
8	115-0479	2	Bracket-Bulkhead	19	117-3130	1	Hose ASM
9	240-3	4	Grommet-Rubber	20	117-3248	1	Hose ASM
10	69-9010	8	Washer	21	117-3124	2	Hose ASM
11	69-9000	4	Spacer	22	2412-74	2	R-Clamp
12	340-74	4	Nut-Lock, Bulkhead	23	117-3126	2	Hose ASM
13	117-3115	1	Tube ASM-Front Trax, RH	24	117-3127	2	Hose ASM
13:1	237-65	2	O-Ring	25	3334-945	4	Tie-Cable
13:2	237-20	1	O-Ring	26	322-19	2	Screw-HH
14	117-3116	1	Tube ASM-Front Trax, LH				



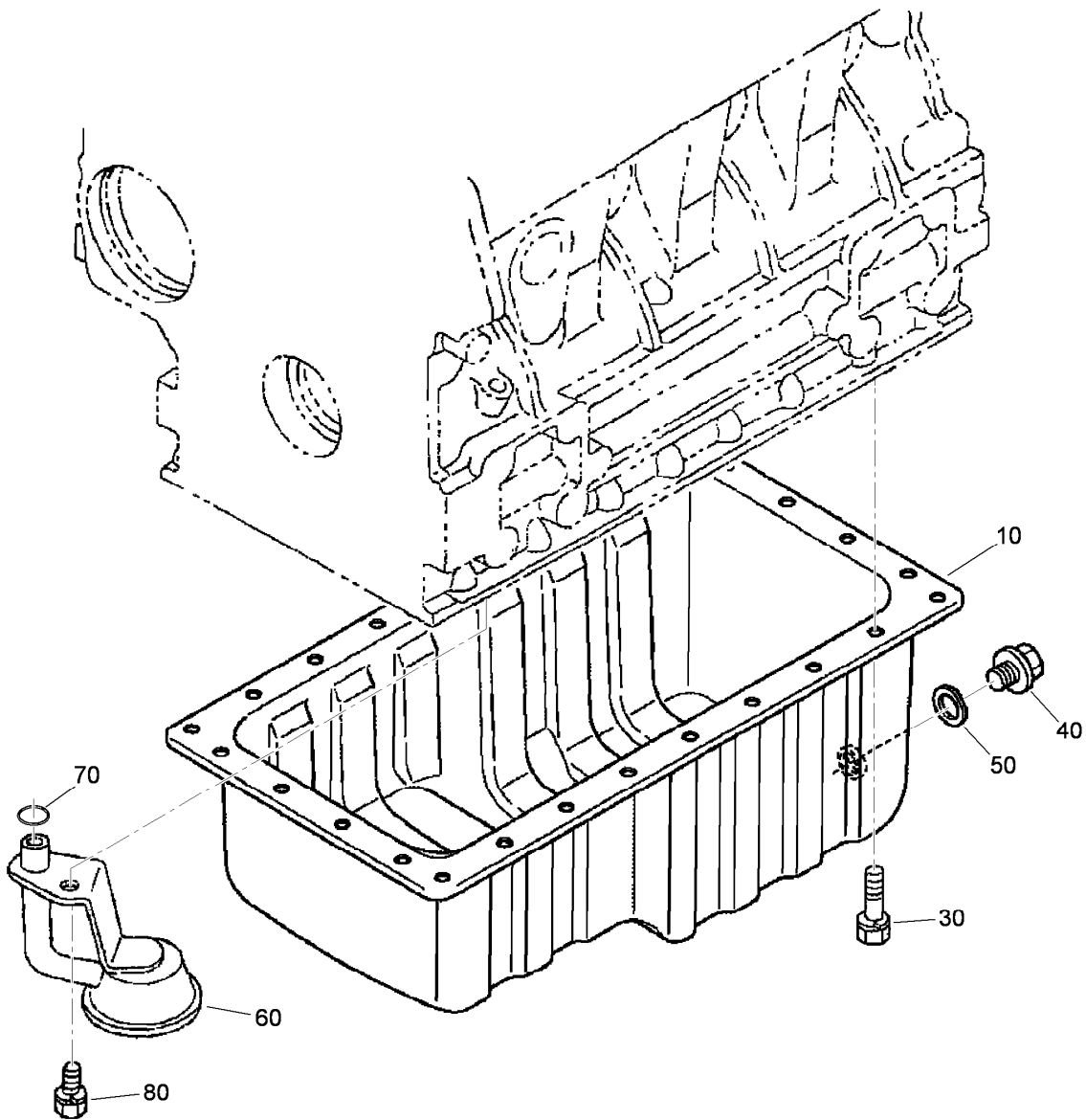
## Electrical Assembly

<i>Ref.</i>	<i>Part Number</i>	<i>Qty.</i>	<i>Description</i>
4	119-5783	1	Wire-Harness, Main
4:1	94-6710	1	Fuse-2 Amp
4:2	114241	3	Fuse-Blade, 7.5 Amp
4:3	218-578	4	Fuse-Blade, 10 Amp
4:4	109101	1	Fuse-Blade, 20 Amp



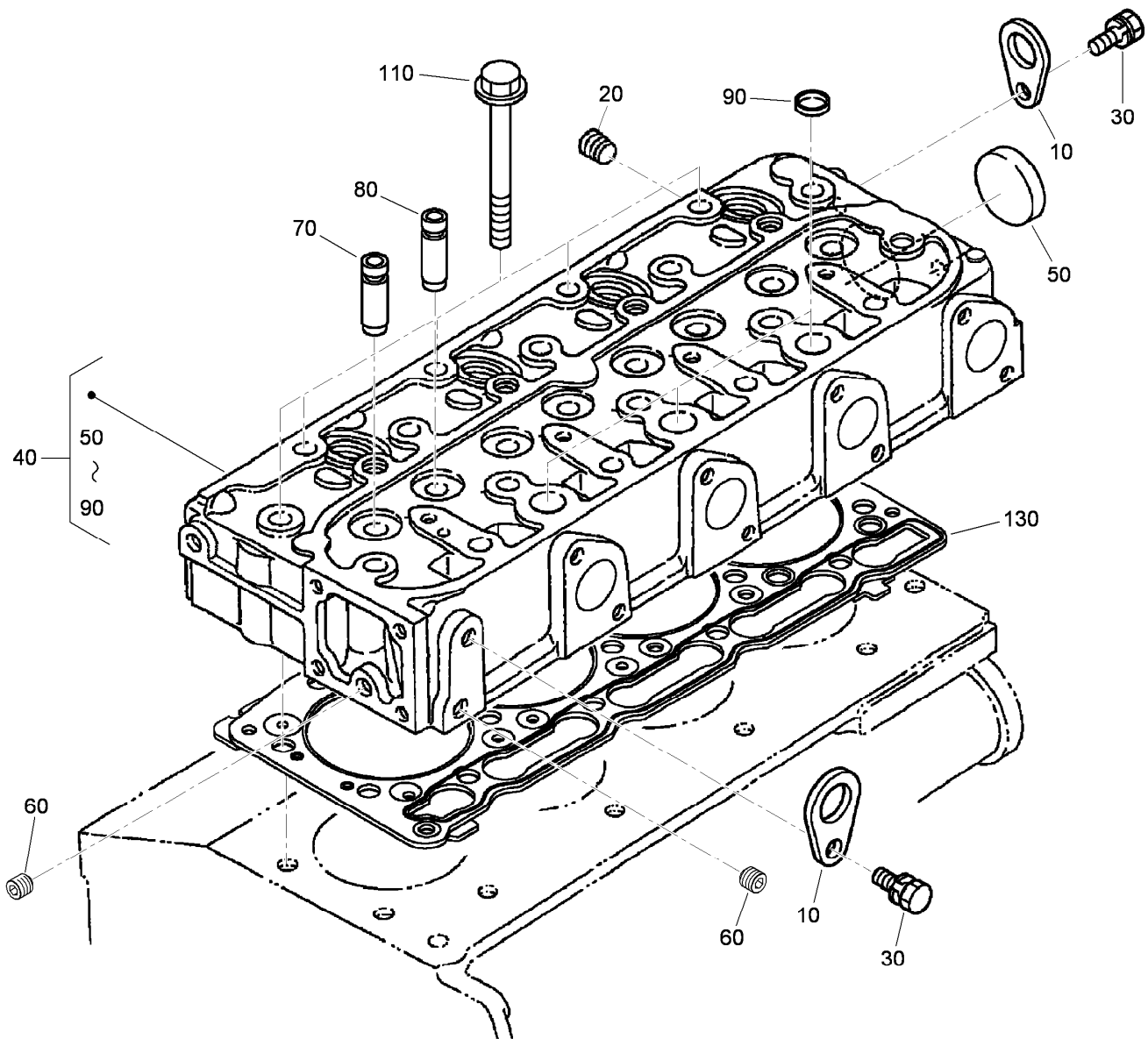
## Crankcase Assembly

<i>Ref.</i>	<i>Part Number</i>	<i>Qty.</i>	<i>Description</i>	<i>Ref.</i>	<i>Part Number</i>	<i>Qty.</i>	<i>Description</i>
10	120-2558	1	Crankcase ASM	130	98-9387	2	Pin-Pipe
20	98-9398	6	Cap-Sealing	140	98-9539	1	Pin-Pipe
30	98-7539	1	Cap-Sealing	150	98-9599	1	Plug
40	98-7540	4	Plug	160	105-3796	1	Pin-Spring, Start
50	105-3779	1	Plug	170	98-9675	1	Plug
60	98-9597	3	Plug	180	98-9656	1	Bushing-Governor, Gear
70	98-7487	2	Plug	190	120-2559	1	Plug
80	98-9379	3	Plug-Expansion	200	98-7428	1	Gasket
90	98-9668	1	Plug-Expansion	220	99-3447	1	Plug
100	98-9375	2	Pin-Straight	230	106-7056	1	Gasket
110	98-9377	2	Pin-Straight	250	98-9416	1	Switch-Oil
120	98-9376	2	Pin-Straight				



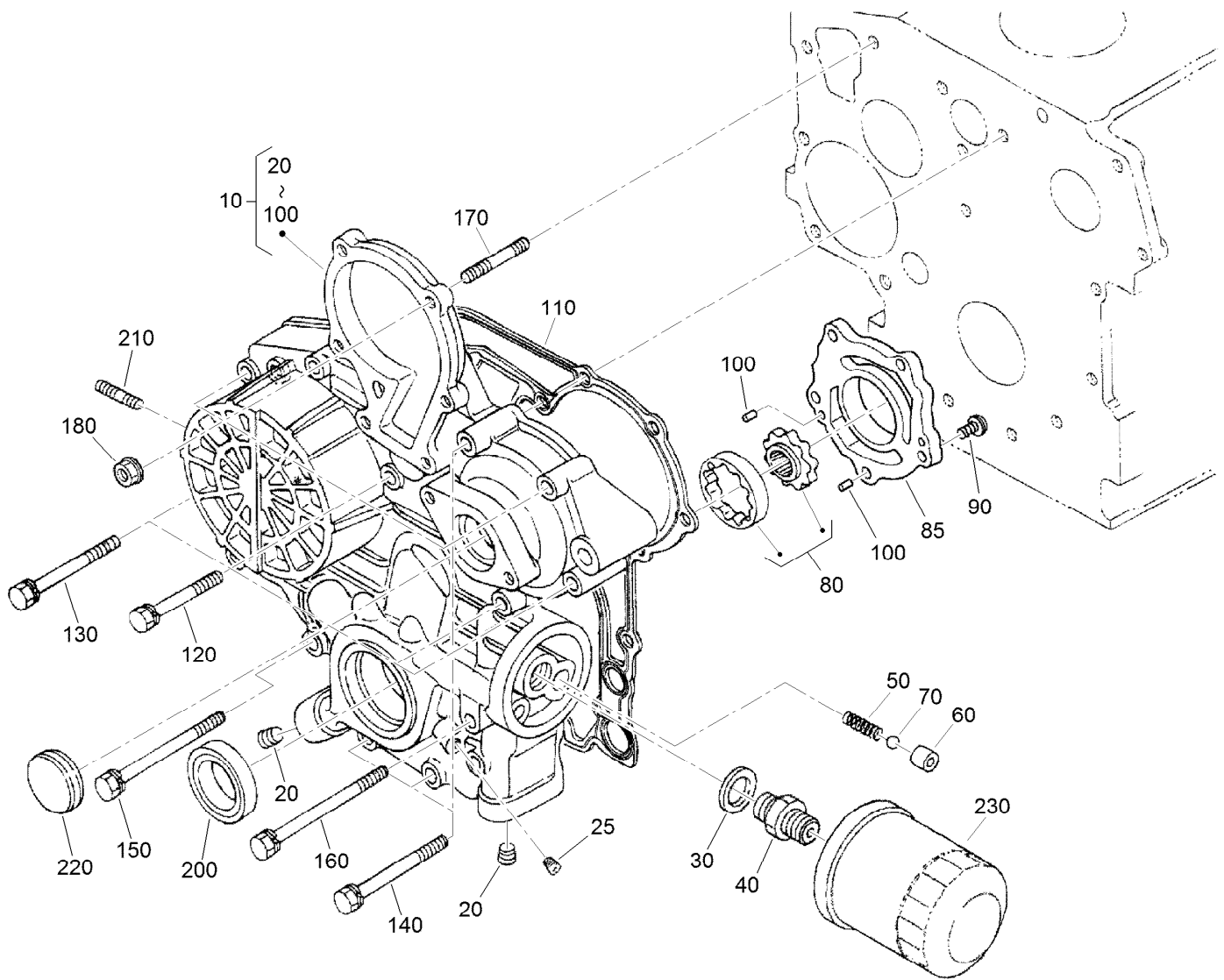
## Oil Pan Assembly

<i>Ref.</i>	<i>Part Number</i>	<i>Qty.</i>	<i>Description</i>
10	112-0186	1	Pan-Oil
30	98-9351	26	Bolt
40	114-8151	1	Plug-Drain
50	98-7524	1	Gasket
60	112-7003	1	Head-Filter, Oil
70	105-3776	1	O-Ring
80	98-7526	1	Bolt



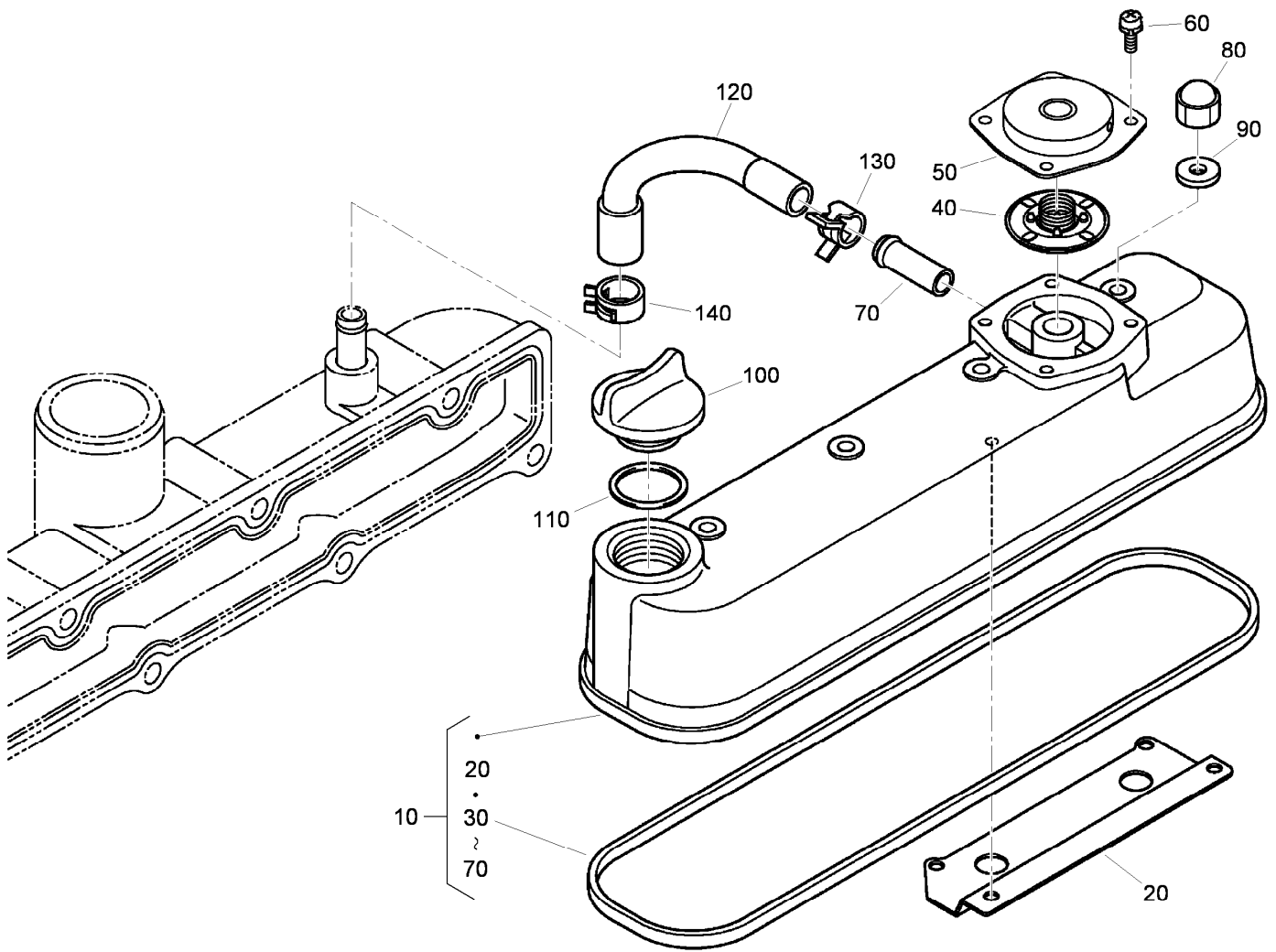
## Cylinder Head Assembly

<i>Ref.</i>	<i>Part Number</i>	<i>Qty.</i>	<i>Description</i>
10	98-7531	2	Hook-Engine
20	98-9444	1	Plug
30	100-9195	2	Bolt
40	115-3012	1	Cylinder Head ASM
50	105-3705	1	Cap-Sealing
60	98-7540	2	Plug
70	107-9066	4	Guide-Valve, Inlet
80	107-9067	4	Guide-Valve, Exhaust
90	98-9389	3	Cap-Sealing
110	98-9479	18	Bolt-Head, Cylinder
130	108-2855	1	Gasket-Head, Cylinder



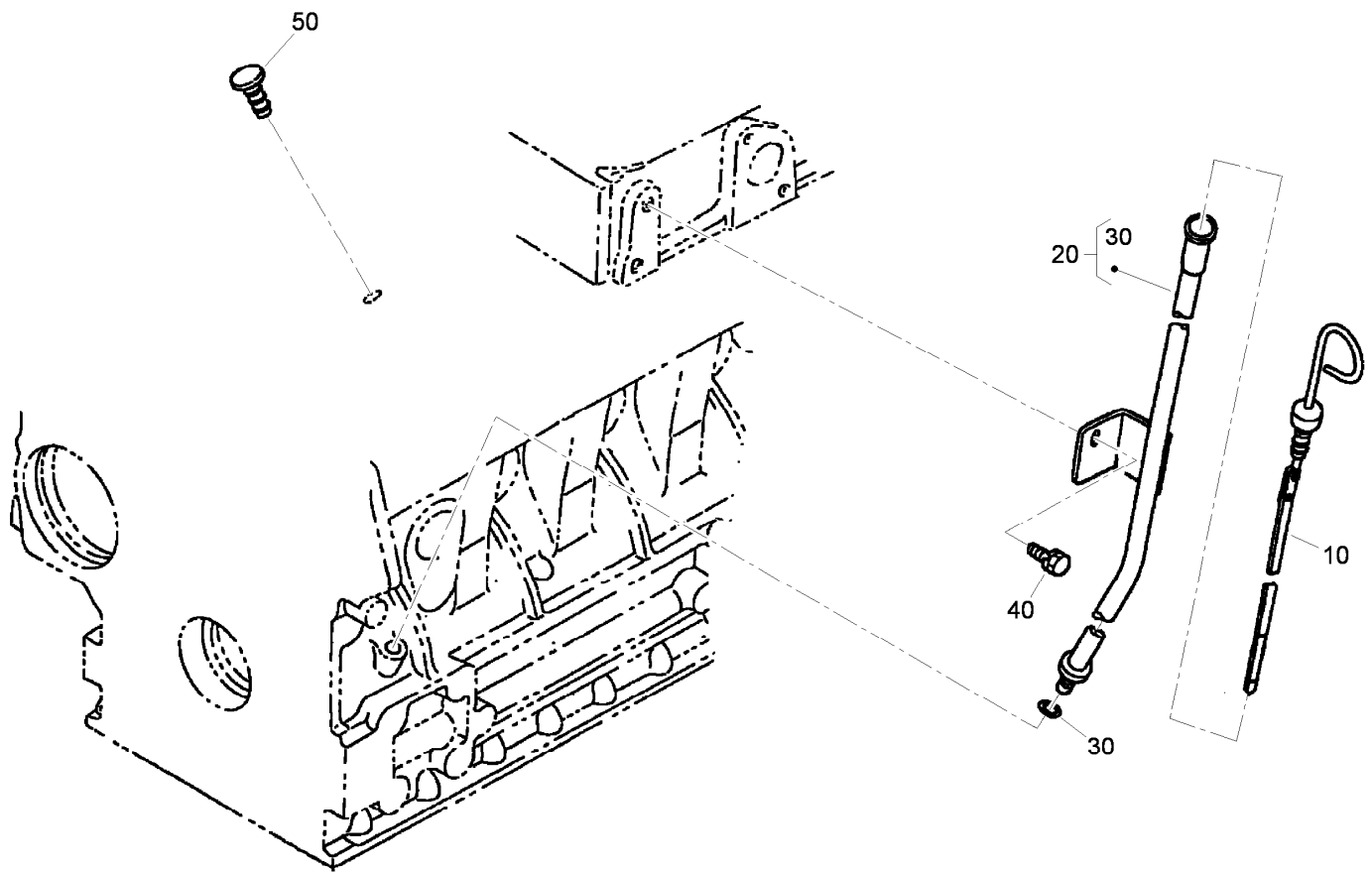
## Gear Case Assembly

Ref.	Part Number	Qty.	Description	Ref.	Part Number	Qty.	Description
10	115-4105	1	Gear Case ASM	110	98-9633	1	Gasket-Case, Gear
20	98-9598	2	Plug	120	107-9073	3	Bolt
25	98-7487	1	Plug	130	105-3797	4	Bolt
30	98-7562	1	Washer-Plain	140	98-9356	4	Bolt
40	98-9388	1	Joint-Pipe	150	107-9074	1	Bolt
50	98-9544	1	Spring	160	98-9586	1	Bolt
60	98-9543	1	Seat-Valve	170	105-3709	1	Stud
70	98-9380	1	Ball	180	100-2203	1	Nut-Flange
80	98-9540	1	Oil Pump Rotor ASM	200	119-8038	1	Seal-Oil
85	107-9069	1	Cover-Pump, Oil	210	105-3710	2	Stud
90	107-9071	5	Screw	220	98-9641	1	Cover-Case, Gear
100	107-9072	2	Pin-Straight	230	108-3841	1	Filter-Oil



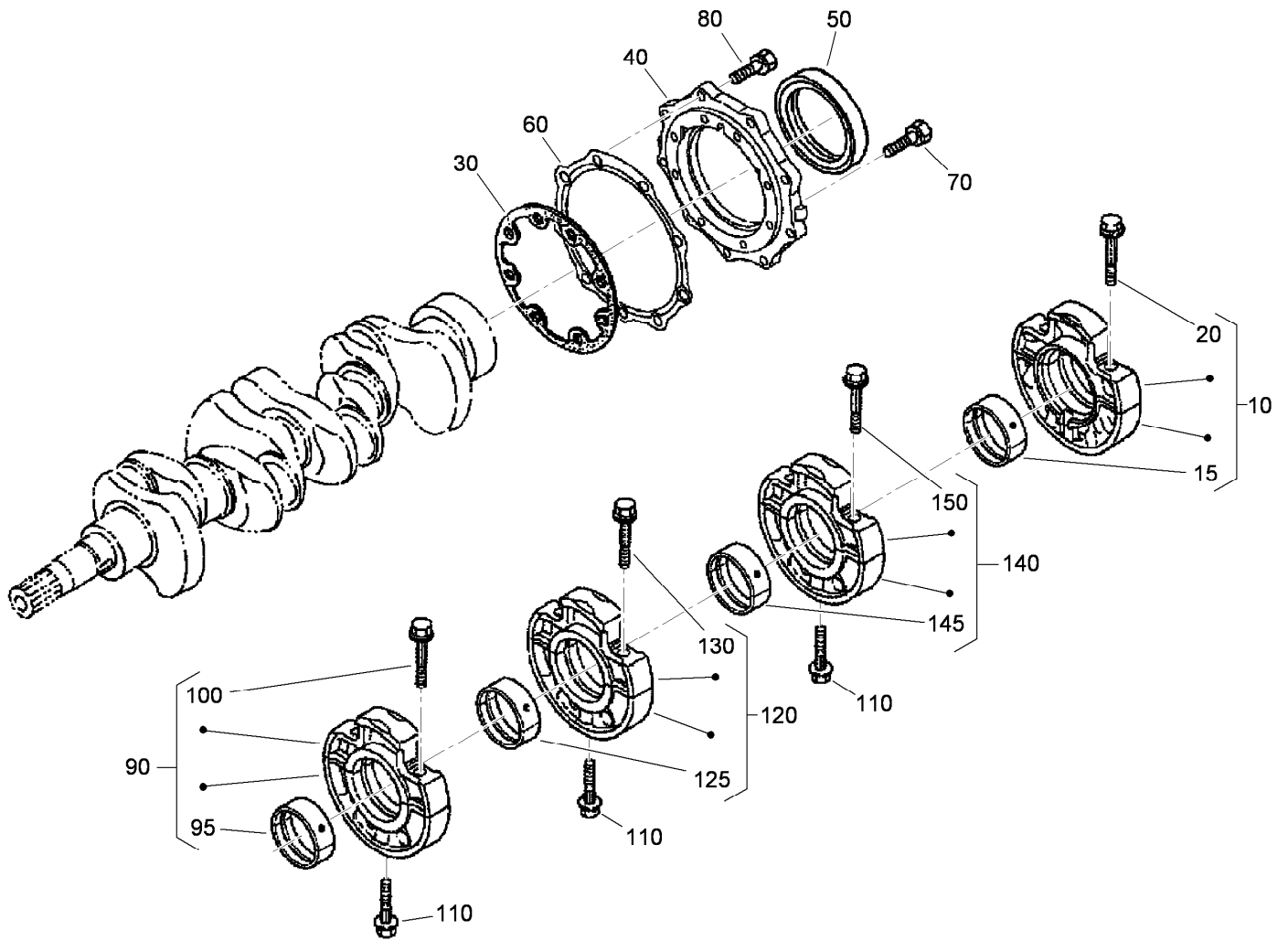
## Cylinder Head Cover Assembly

Ref.	Part Number	Qty.	Description
10	115-4130	1	Cylinder Head Cover ASM
20	108-2857	1	Shield-Breather
30	105-3712	1	Gasket-Cover, Head
40	110-3715	1	Valve-Breather
50	110-3714	1	Cover-Breather
60	98-9364	4	Screw (With Washer)
70	98-7766	1	Pipe-Return, Water
80	98-9455	4	Nut-Cap
90	98-9454	4	Gasket
100	107-9075	1	Plug-Filler, Oil
110	120-2560	1	O-Ring
120	108-2858	1	Tube-Breather
130	108-2859	1	Clamp-Hose
140	108-2860	1	Clamp-Hose



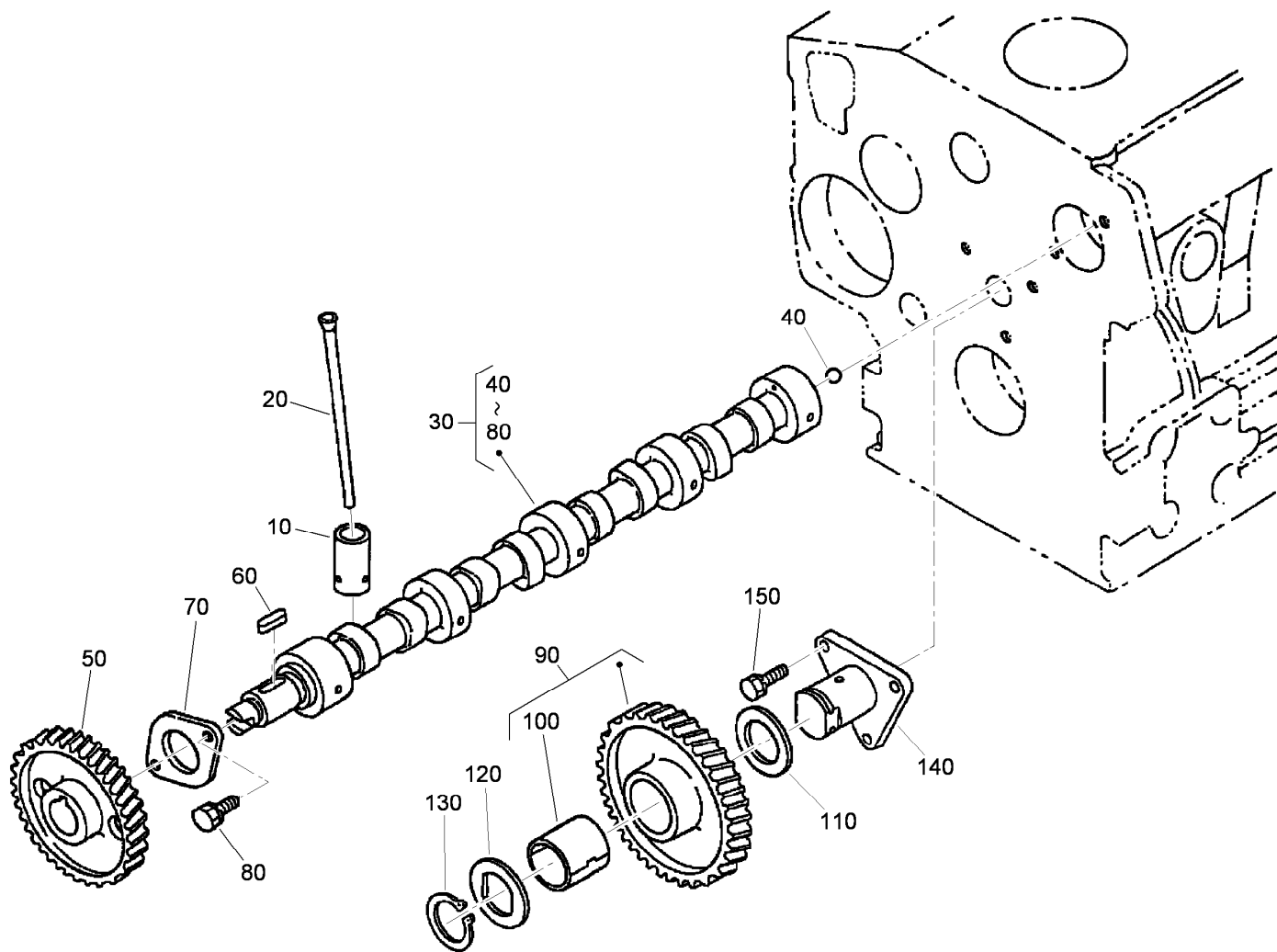
## Dipstick and Guide Assembly

<i>Ref.</i>	<i>Part Number</i>	<i>Qty.</i>	<i>Description</i>
10	98-9670	1	Gauge-Oil
20	98-9672	1	Oil Gauge Guide ASM
30	98-9722	1	O-Ring
40	100-9195	1	Bolt
50	110-3720	1	Plug-Gauge, Oil



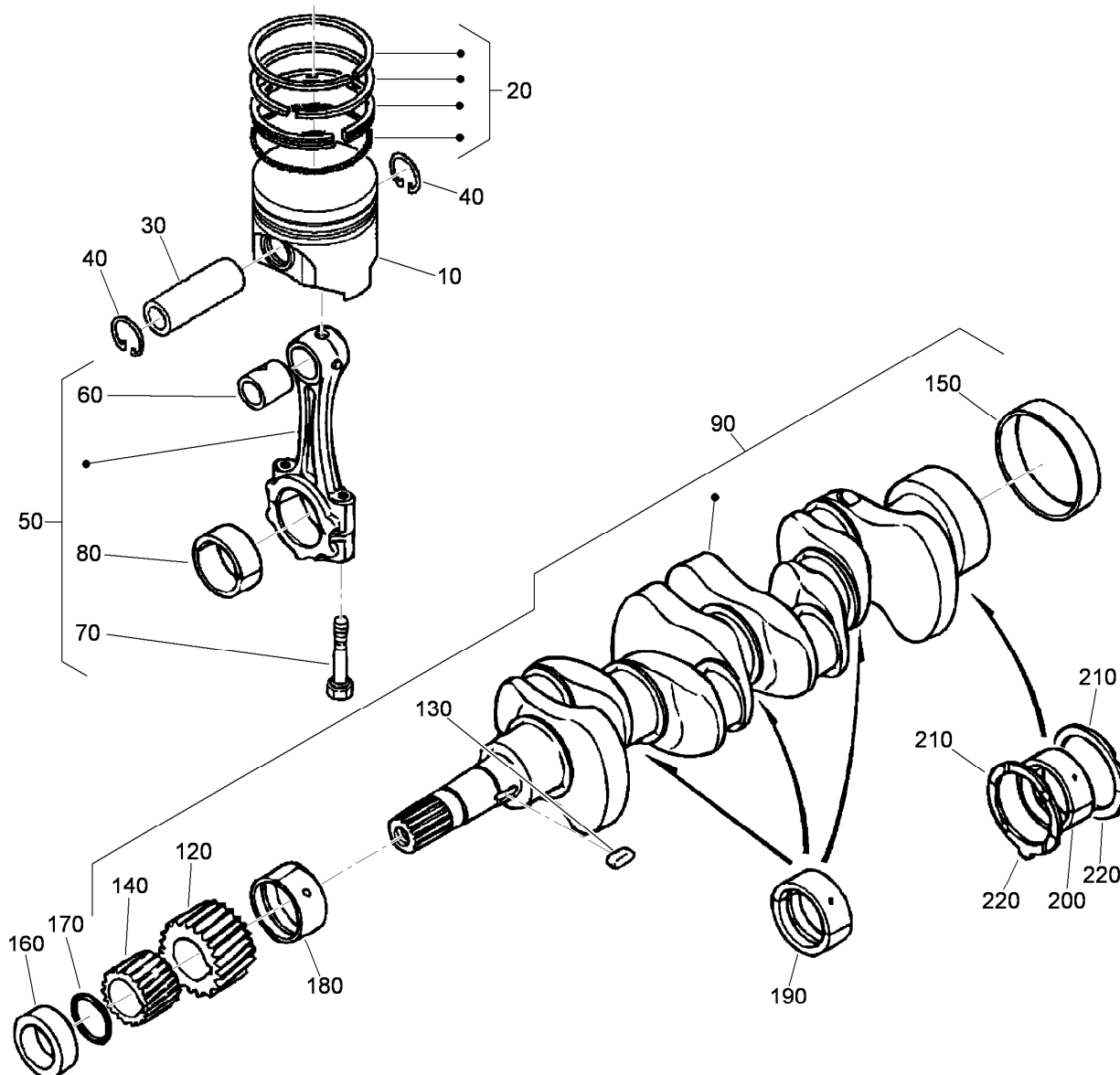
## Main Bearing Case Assembly

<i>Ref.</i>	<i>Part Number</i>	<i>Qty.</i>	<i>Description</i>	<i>Ref.</i>	<i>Part Number</i>	<i>Qty.</i>	<i>Description</i>
10	112-7026	1	Wheel Bearing Case ASM	95	98-9524	1	Metal-Crankshaft (STD Set)
15	115-4121	1	Metal-Crankshaft (STD)	100	98-9484	2	Bolt-Case, Bearing
20	98-9484	2	Bolt-Case, Bearing	110	98-9485	3	Bolt-Case, Bearing
30	98-9634	1	Gasket-Case, Bearing	120	115-4107	1	Main Bearing Case ASM
40	112-7046	1	Cover-Case, Bearing	125	98-9524	1	Metal-Crankshaft (STD Set)
50	112-0180	1	Seal-Oil	130	98-9484	2	Bolt-Case, Bearing
60	112-7037	1	Gasket-Cover, Case	140	115-4108	1	Main Bearing Case ASM
70	98-9352	8	Bolt	145	98-9524	1	Metal-Crankshaft (STD Set)
80	98-7568	9	Bolt	150	98-9484	2	Bolt-Case, Bearing
90	115-4106	1	Main Bearing Case ASM				



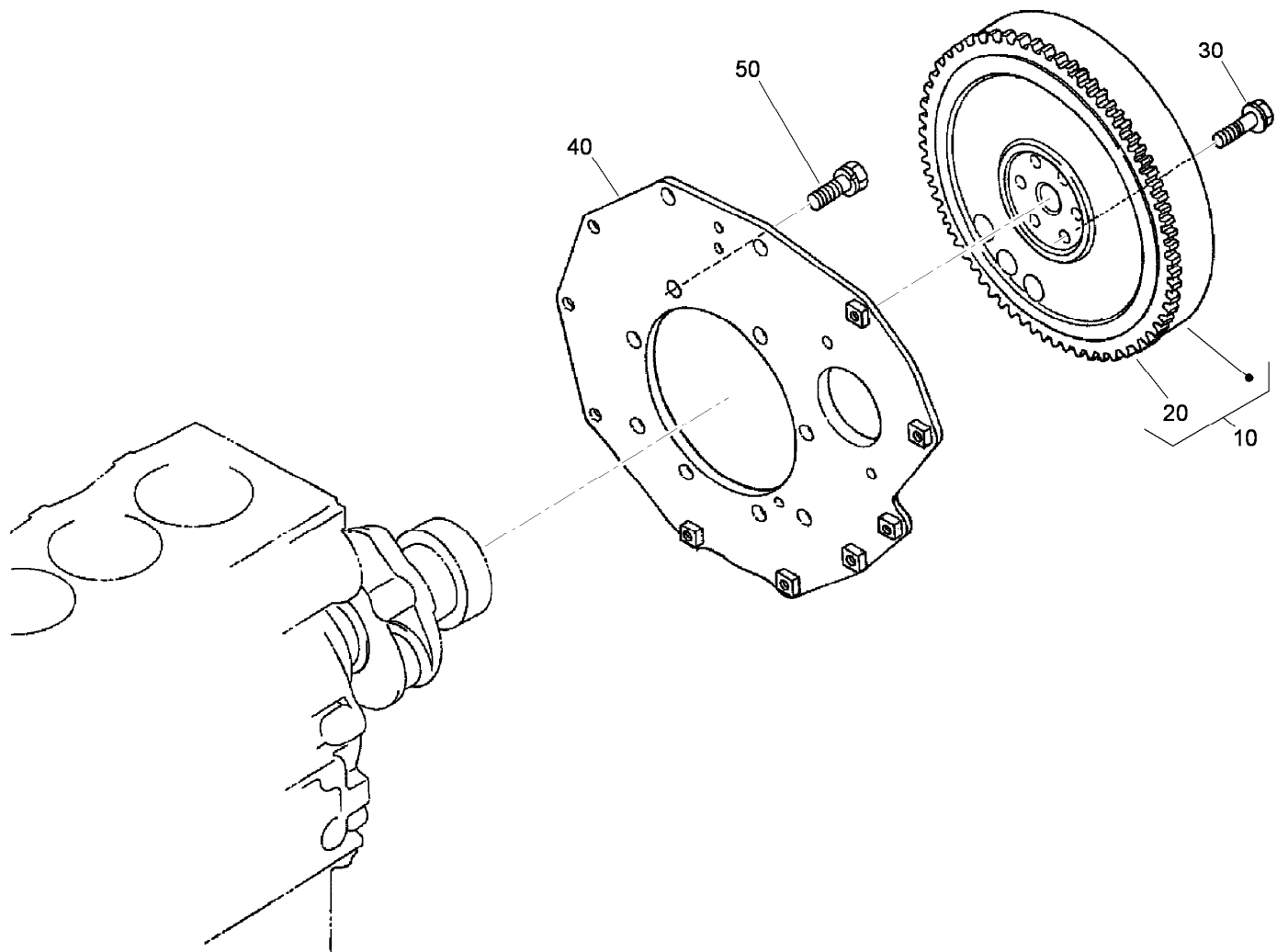
## Cam Shaft and Idle Gear Assembly

Ref.	Part Number	Qty.	Description
10	112-0185	8	Tappet
20	98-9509	8	Rod-Push
30	120-3116	1	Camshaft ASM
40	110-3729	1	Ball
50	98-9512	1	Gear-Cam
60	98-9378	1	Key-Feather
70	98-9510	1	Stopper-Camshaft
80	98-7692	2	Bolt
90	117-7584	1	Idler Gear ASM
100	117-7585	1	Bushing-Gear, Idle
110	98-9535	1	Collar-Gear, Idle
120	98-9536	1	Collar-Gear, Idle
130	98-9534	1	Circlip-Gear, Idle
140	98-9533	1	Shaft-Gear, Idle
150	98-7692	3	Bolt



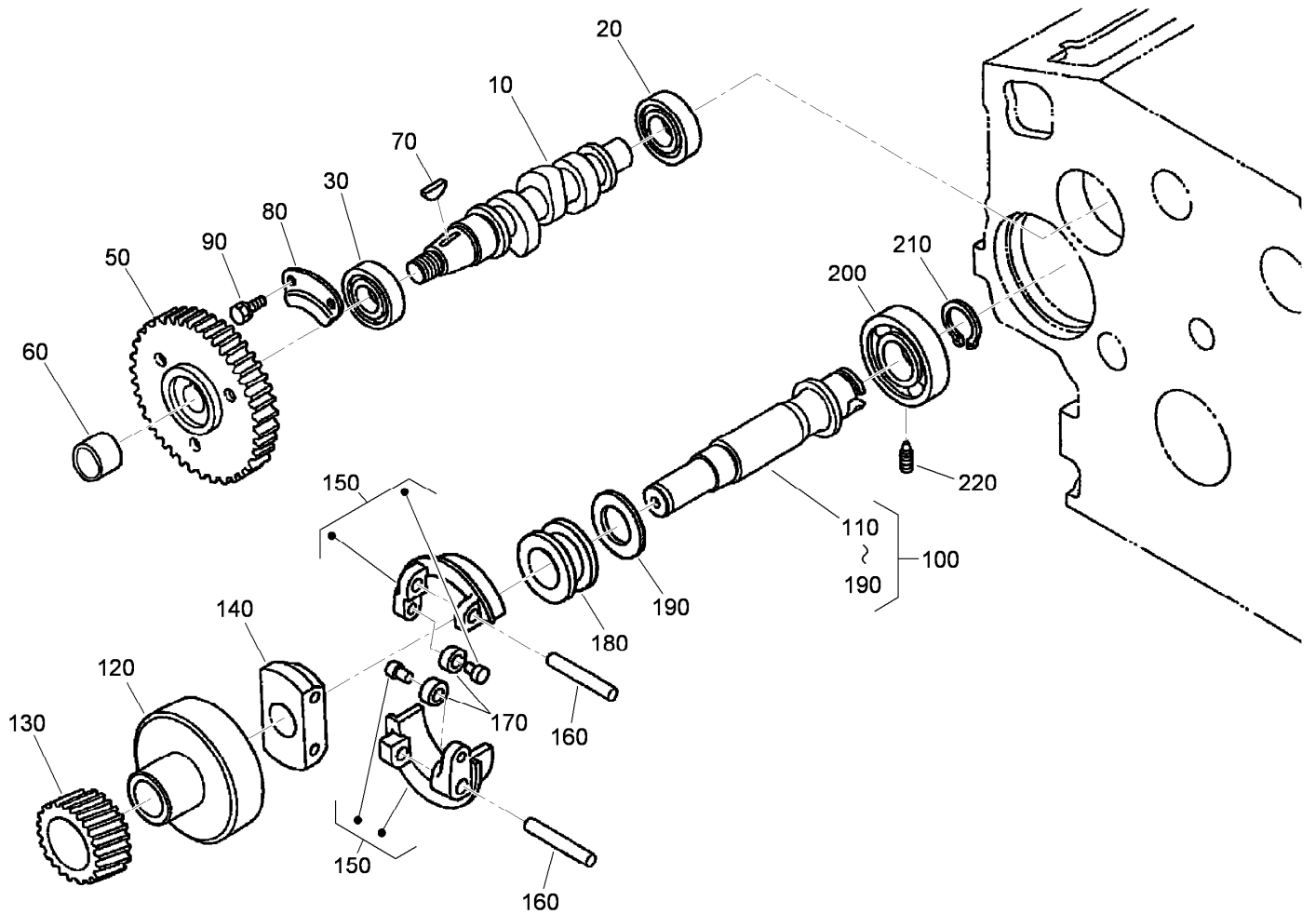
## Piston and Crankshaft Assembly

Ref.	Part Number	Qty.	Description	Ref.	Part Number	Qty.	Description
10	112-8404	4	Piston (STD)	160	98-9521	1	Collar-Crankshaft
10	112-8414	4	Piston (+0.5Mm)	170	105-3783	1	O-Ring
20	98-9551	4	Piston Ring ASM (STD)	180	98-9523	1	Metal Crankshaft (STD)
20	108-1404	4	Piston Ring ASM (0.5Mm)	180	98-9528	1	Bearing-Main (0.2Mm)
30	98-9513	4	Pin-Piston	180	98-9529	1	Bearing-Main (0.4Mm)
40	98-9514	8	Circlip-Pin, Piston	190	98-9524	3	Metal-Crankshaft (STD Set)
50	115-3013	4	Connecting Rod ASM	190	98-9530	3	Bearing-Main (0.2Mm)
60	115-3014	4	Bushing-Pin, Piston	190	98-9531	3	Bearing-Main (0.4Mm)
70	98-9517	8	Bolt-Rod, Connecting	200	115-4121	1	Metal-Crankshaft (STD)
80	98-9520	4	Bearing-Rod (0.4Mm)	200	112-7039	1	Metal-Crankshaft (0.2Mm)
80	98-9519	4	Bearing-Rod (0.2Mm)	200	112-7040	1	Metal-Crankshaft (-0.4Mm)
80	98-9518	4	Metal-Crankpin (STD)	210	98-9413	2	Bearing-Thrust (STD)
90	120-2561	1	Crankshaft ASM	210	98-9414	2	Bearing-Thrust (0.2Mm)
120	117-7561	1	Gear-Crankshaft	210	98-9415	2	Bearing-Thrust (0.4Mm)
130	98-9666	1	Key	220	98-9688	2	Bearing-Thrust (STD)
140	98-9542	1	Gear-Drive, Oil Pump	220	98-9689	2	Bearing-Thrust (0.2Mm)
150	98-9522	1	Sleeve-Crankshaft	220	98-9690	2	Bearing-Thrust (0.4Mm)



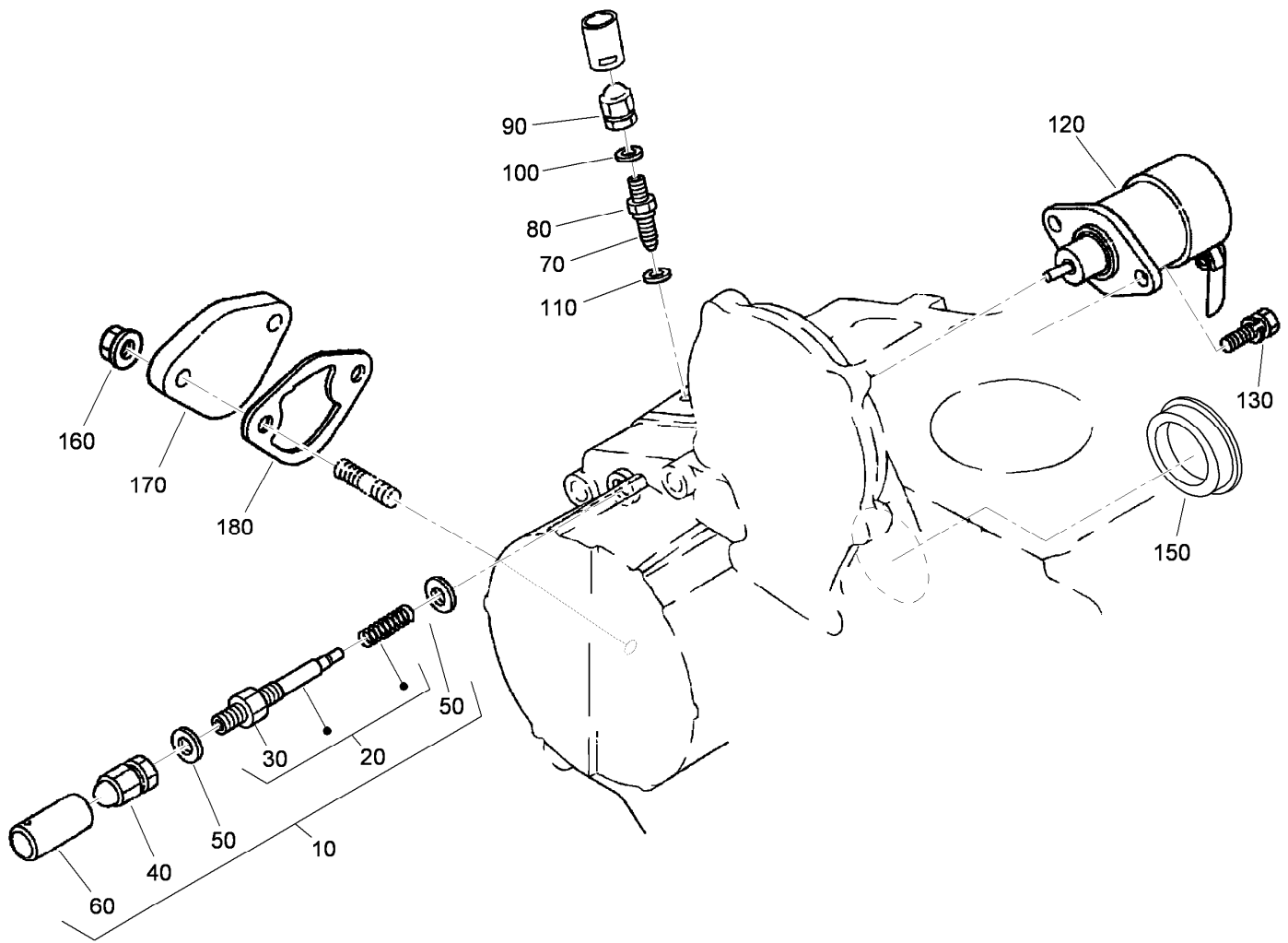
## Flywheel Assembly

<i>Ref.</i>	<i>Part Number</i>	<i>Qty.</i>	<i>Description</i>
10	105-3721	1	Flywheel ASM
20	115-3015	1	Gear-Ring
30	98-9537	6	Bolt-Flywheel
40	98-9486	1	Plate-End, Rear
50	98-9392	8	Bolt



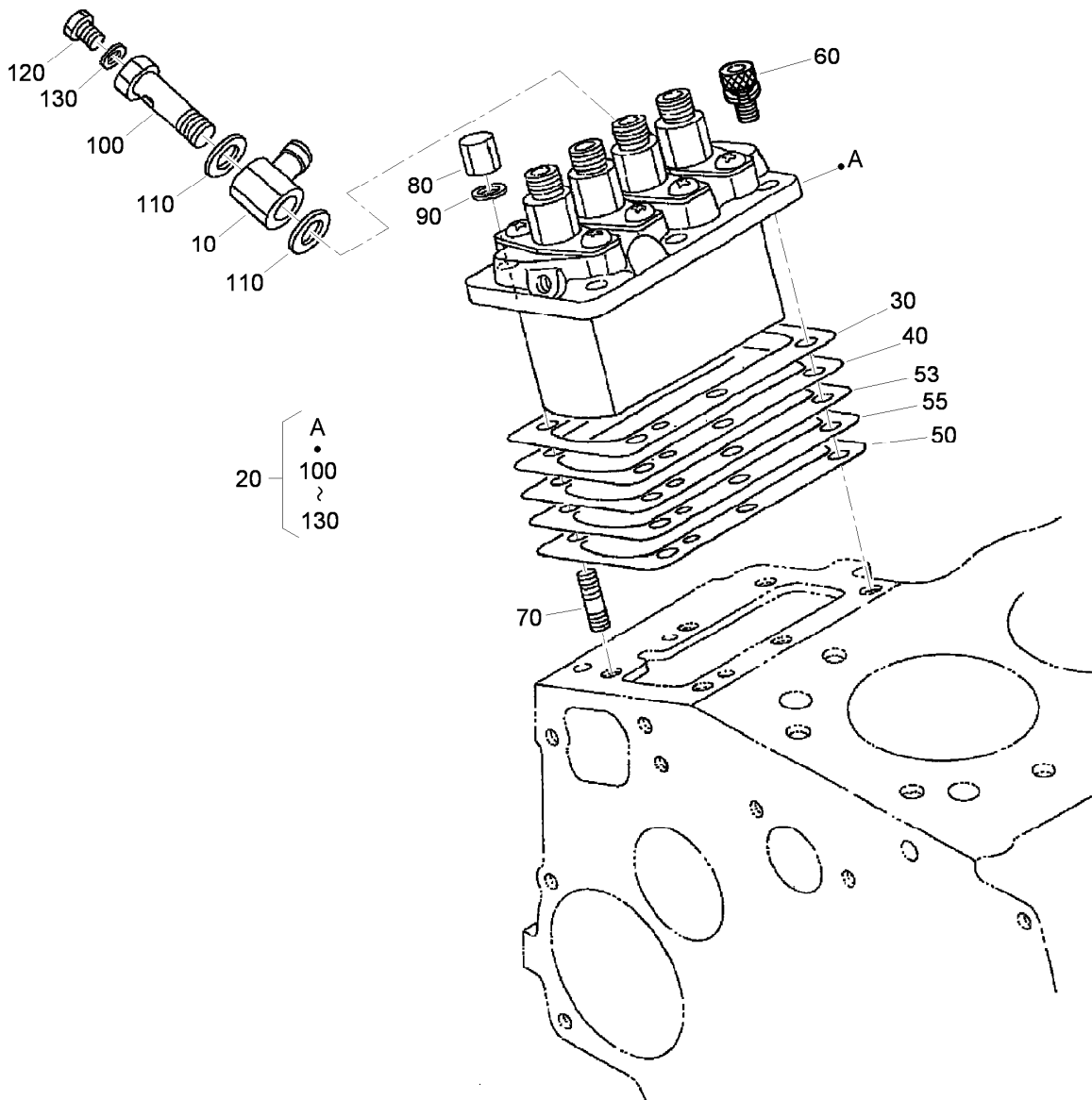
## Fuel Camshaft and Governor Shaft Assembly

<i>Ref.</i>	<i>Part Number</i>	<i>Qty.</i>	<i>Description</i>	<i>Ref.</i>	<i>Part Number</i>	<i>Qty.</i>	<i>Description</i>
10	105-3723	1	Camshaft-Fuel	130	98-9673	1	Gear-Governor
20	107-9077	1	Bearing-Ball	140	98-9561	1	Holder-Weight, Governor
30	107-9078	1	Bearing-Ball	150	98-9559	2	Governor Weight ASM
50	120-2562	1	Gear-Pump, Injection	160	98-9560	2	Shaft-Weight, Governor
60	98-9590	1	Nut-Cap	170	98-9692	2	Roller
70	98-9595	1	Key-Woodruff	180	98-9563	1	Sleeve-Governor
80	98-9511	1	Stopper-Fuel, Camshaft	190	98-9564	1	Washer-Thrust
90	98-7692	2	Bolt	200	107-9079	1	Bearing-Ball
100	105-3724	1	Governor Shaft ASM	210	98-9657	1	Circlip-Shaft, Governor
110	105-3725	1	Shaft, Governor	220	98-9565	1	Screw-Set
120	98-9562	1	Holder-Gear, Governor				



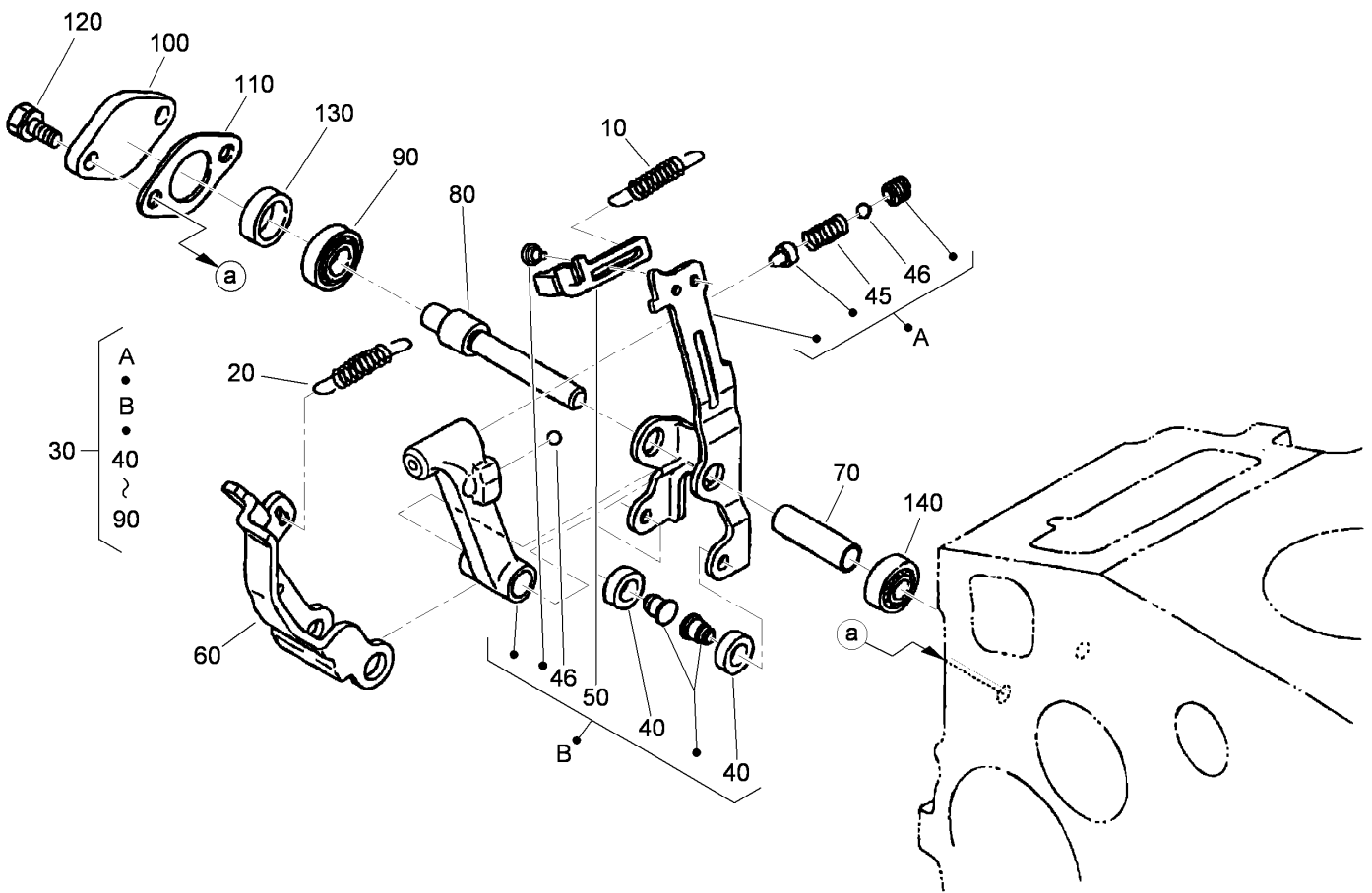
## Idle Apparatus Assembly

<i>Ref.</i>	<i>Part Number</i>	<i>Qty.</i>	<i>Description</i>	<i>Ref.</i>	<i>Part Number</i>	<i>Qty.</i>	<i>Description</i>
10	98-9678	1	Idle Apparatus ASM	100	98-7654	1	Gasket
20	112-7014	1	Adjusting Bolt ASM	110	107-9081	1	Gasket
30	98-9439	1	Nut	120	104-5155	1	Solenoid-Stop
40	112-0181	1	Nut	130	115-3039	2	Bolt-HSH
50	98-7654	2	Gasket	150	112-7016	1	Cover-Pump
60	98-7656	1	Cap	160	100-2203	2	Nut-Flange
70	112-7015	1	Bolt-Adjusting	170	99-3514	1	Cover
80	100-2175	1	Nut-Lock	180	98-9636	1	Gasket-Pump, Fuel
90	112-0181	1	Nut				



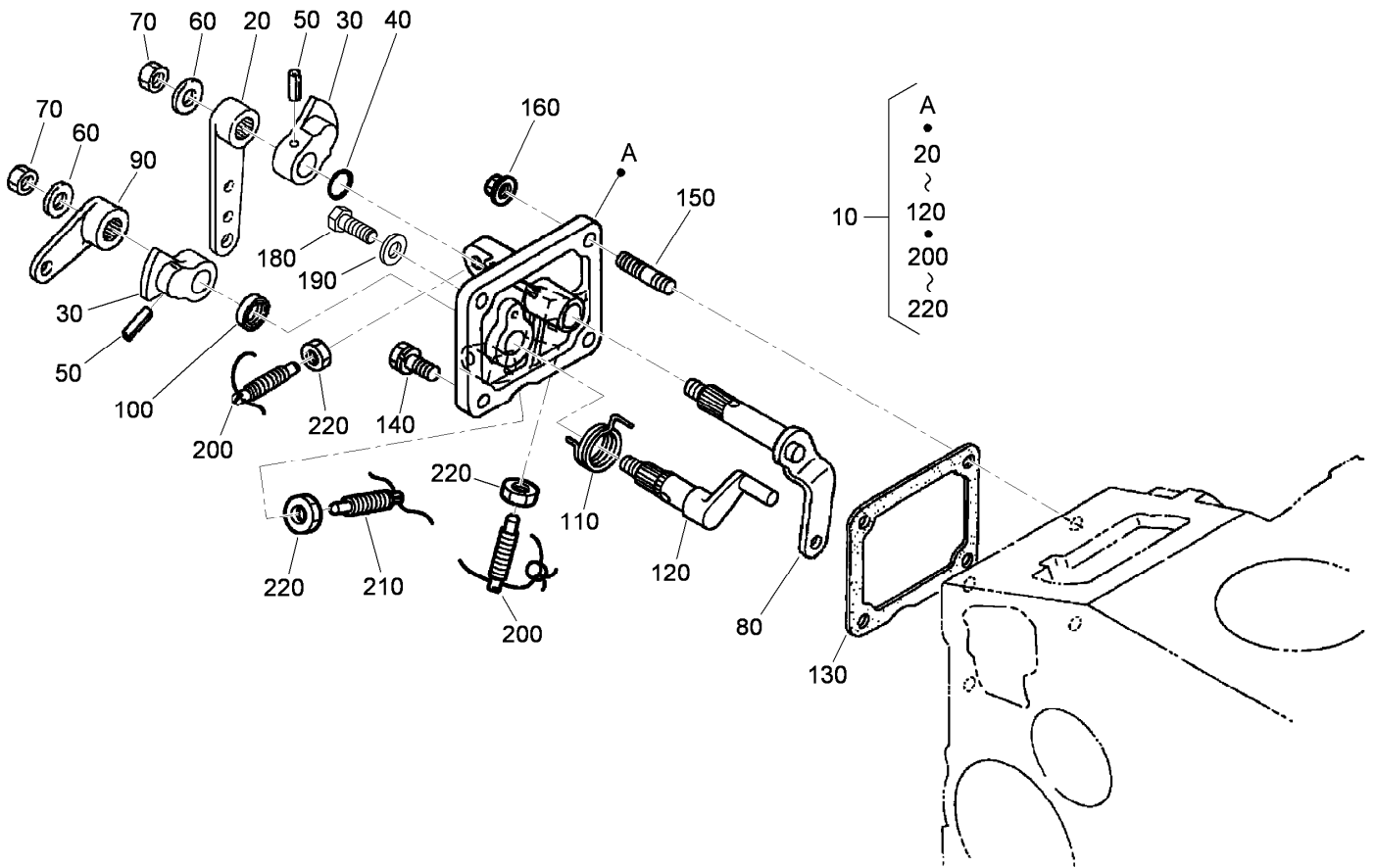
## Injection Pump Assembly

Ref.	Part Number	Qty.	Description
10	98-9596	1	Joint-Eye
20	105-3727	1	Injection Pump ASM
30	105-3728	1	Shim-Pump, Injection (.20Mm)
40	105-3729	1	Shim-Pump, Injection (.25Mm)
50	105-3730	1	Shim-Pump, Injection (.30Mm)
53	115-3016	1	Shim-Pump, Injection (.350Mm)
55	115-3017	1	Shim-Pump, Injection (.175Mm)
60	117-7564	3	Bolt-Hex Soc HD
70	98-9438	3	Stud
80	98-9440	3	Nut-Cap
90	98-7699	6	Washer-Spring
100	98-9464	1	Bolt-Joint
110	98-9445	2	Gasket
120	98-9430	1	Screw
130	98-9446	1	Gasket



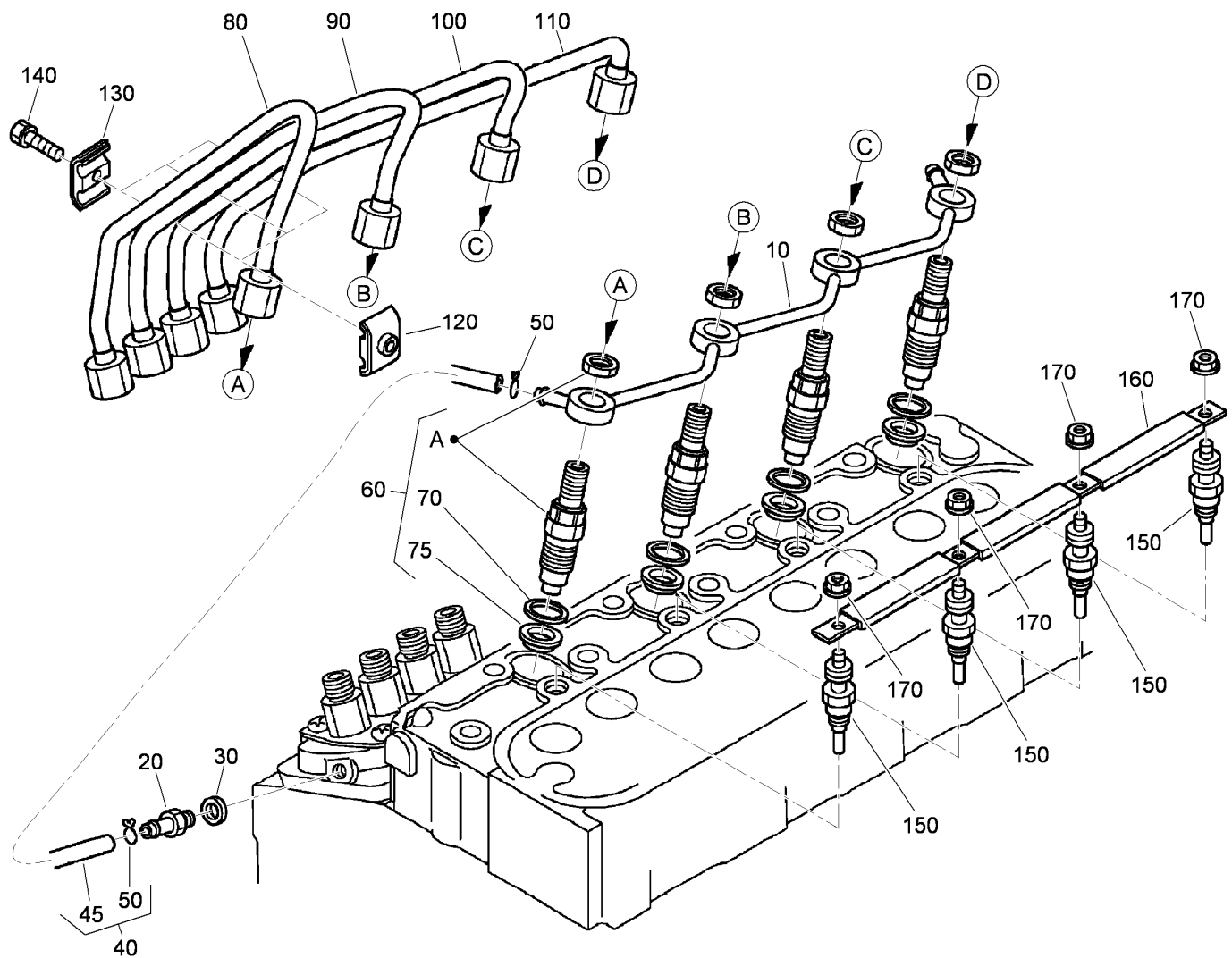
## Governor Assembly

<i>Ref.</i>	<i>Part Number</i>	<i>Qty.</i>	<i>Description</i>	<i>Ref.</i>	<i>Part Number</i>	<i>Qty.</i>	<i>Description</i>
10	105-3741	1	Spring-Start	70	107-9085	1	Shaft-Lever, Fork
20	98-9681	1	Spring-Governor	80	107-9086	1	Shaft-Lever, Fork
30	115-4502	1	Fork Lever ASM	90	98-9570	1	Bearing-Miniaturize
40	98-9692	2	Roller	100	115-4122	1	Cover-Shaft, Fork Lever
45	108-2867	1	Spring	110	98-9682	1	Gasket
46	98-7580	2	Ball	120	98-9350	2	Bolt
50	107-9083	1	Lever-Thrust	130	98-9567	1	Collar
60	107-9084	1	Lever-Fork	140	98-9571	1	Bearing-Miniaturize



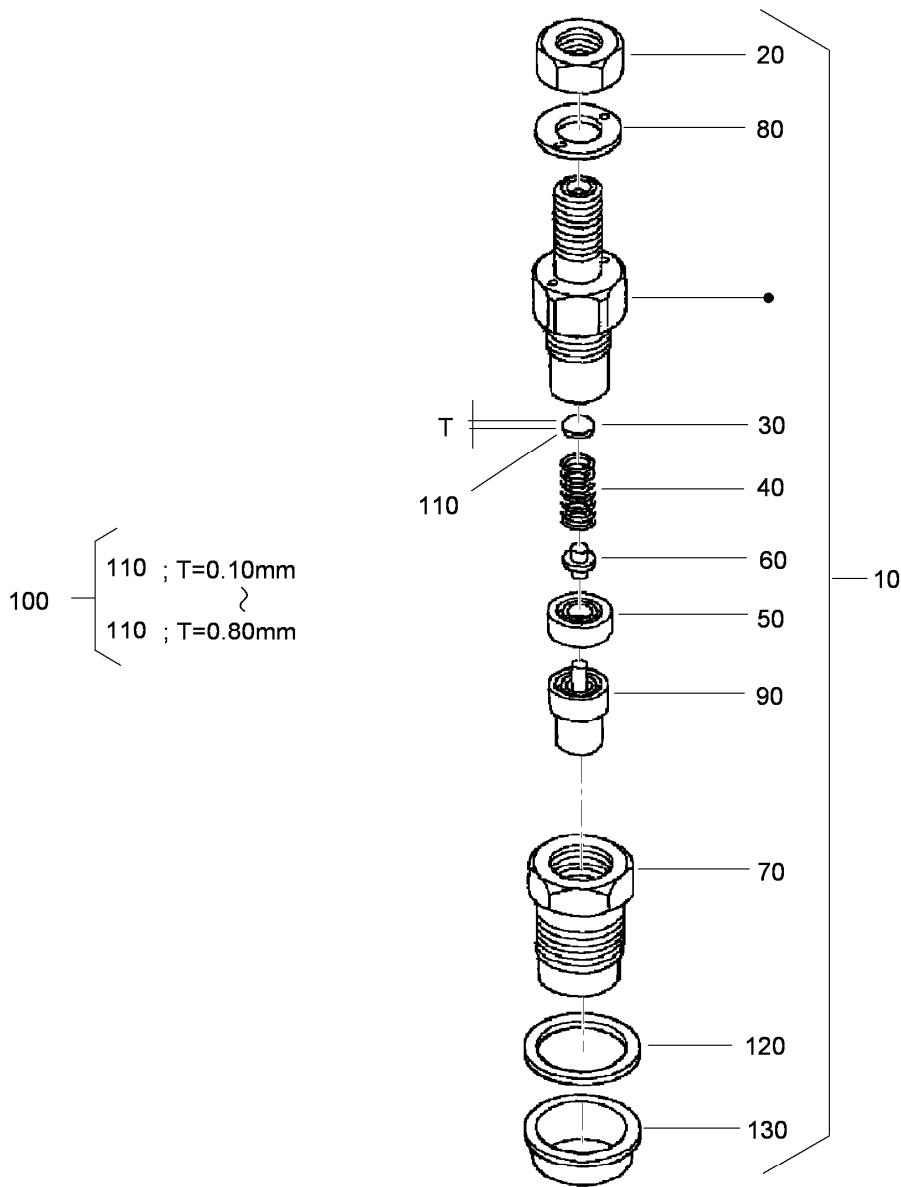
## Speed Control Plate Assembly

<i>Ref.</i>	<i>Part Number</i>	<i>Qty.</i>	<i>Description</i>	<i>Ref.</i>	<i>Part Number</i>	<i>Qty.</i>	<i>Description</i>
10	105-3735	1	Control Plate ASM	120	98-9664	1	Shaft-Lever, Stop
20	98-9662	1	Lever-Control, Speed	130	98-9637	1	Gasket
30	98-9572	2	Lever-Control, Speed	140	98-7692	1	Bolt
40	105-3788	1	O-Ring	150	105-3710	1	Stud
50	98-7602	2	Pin-Spring	160	98-7572	2	Nut
60	98-9594	2	Washer-Plain	180	99-8348	2	Bolt
70	98-9589	2	Nut	190	98-7654	2	Gasket
80	98-9658	1	Governor Lever ASM	200	117-7565	2	Bolt-Adjusting
90	98-9663	1	Lever-Stop, Engine	210	117-7566	1	Bolt-Adjusting
100	98-7601	1	Seal-Oil	220	98-7572	3	Nut
110	98-9472	1	Spring-Return				



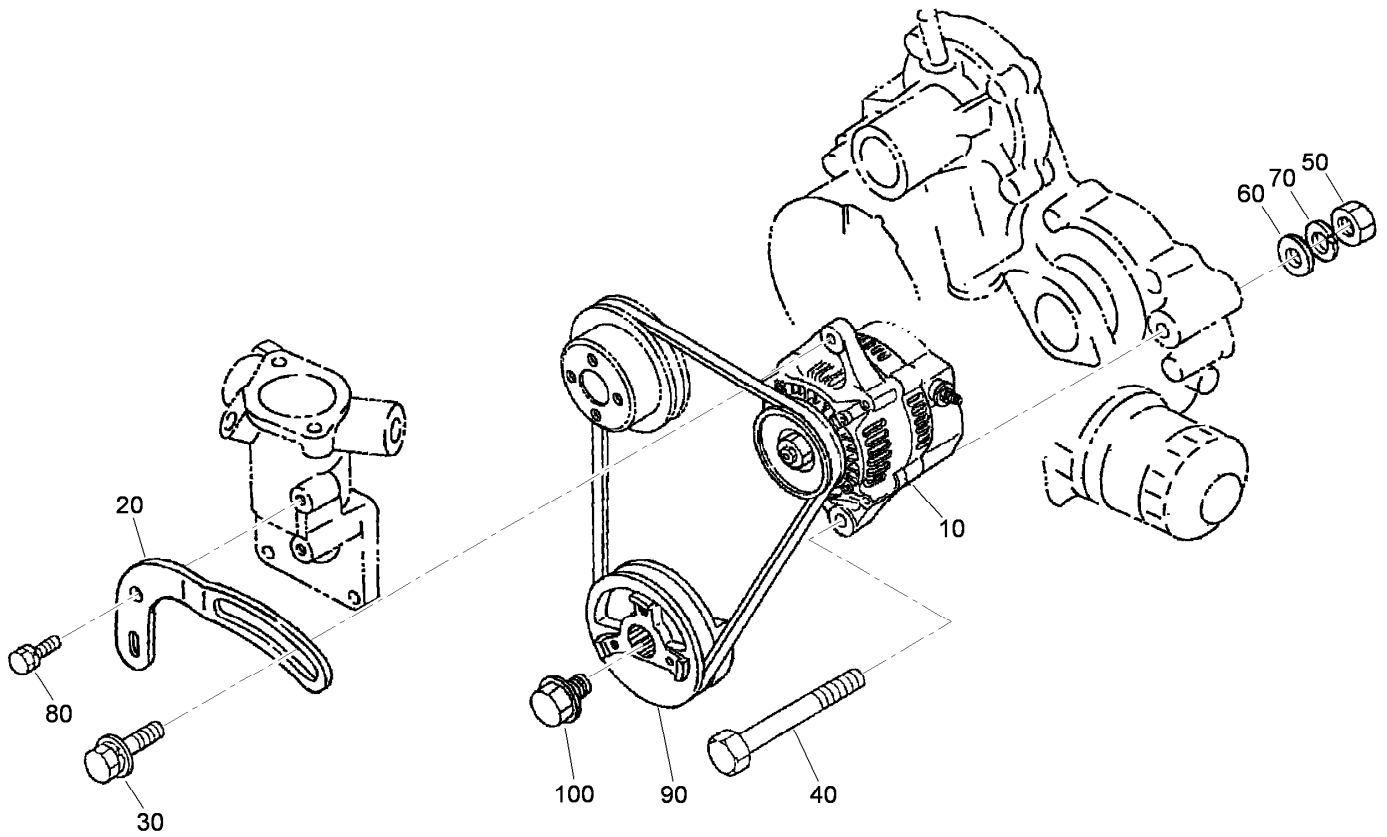
## Nozzle Holder and Glow Plug Assembly

<i>Ref.</i>	<i>Part Number</i>	<i>Qty.</i>	<i>Description</i>	<i>Ref.</i>	<i>Part Number</i>	<i>Qty.</i>	<i>Description</i>
10	105-3737	1	Over Flow Pipe ASM	90	98-9654	1	Pipe-Injection
20	98-9431	1	Screw-Bleeder, Air	100	98-9655	1	Pipe-Injection
30	98-7654	1	Gasket	110	105-3738	1	Pipe-Injection
40	98-9420	1	Overflow Pipe ASM	120	98-7682	3	Clamp-Pipe
45	112-0182	1	Pipe-Overflow	130	98-7683	3	Clamp-Pipe
50	98-7671	2	Clip-Pipe	140	98-7684	3	Screw (W/Washer)
60	115-3018	4	Nozzle Holder Kit	150	115-3019	4	Plug-Glow
70	98-7676	4	Gasket	160	105-3739	1	Cord-Plug, Glow
75	98-7677	4	Seal-Heat	170	99-8377	4	Nut-Flange
80	98-9653	1	Pipe-Injection				



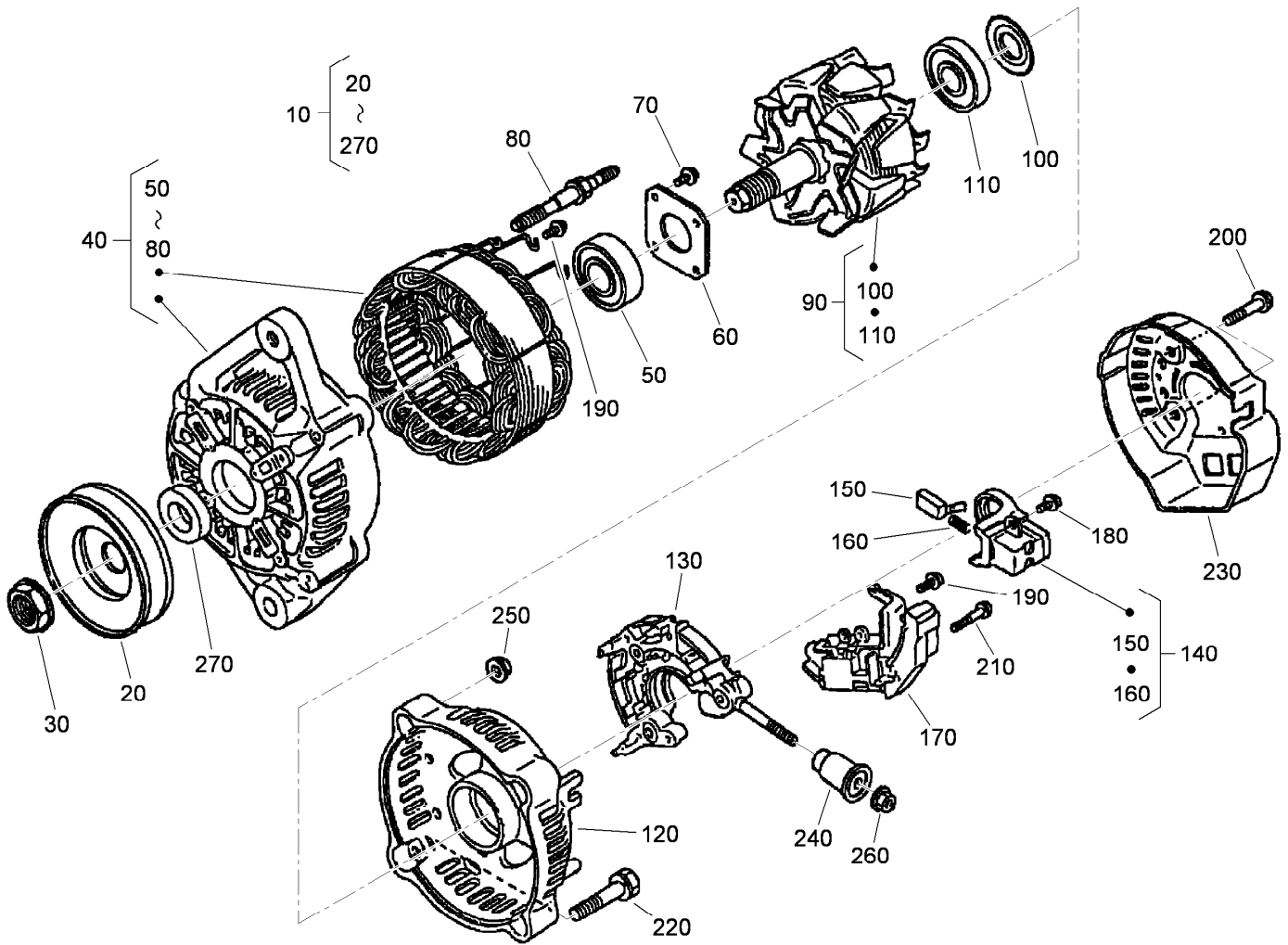
## Nozzle Holder Component Assembly

<i>Ref.</i>	<i>Part Number</i>	<i>Qty.</i>	<i>Description</i>	<i>Ref.</i>	<i>Part Number</i>	<i>Qty.</i>	<i>Description</i>
10	115-3018	4	Nozzle Holder Kit	110	99-8311	4	Washer-Adjust (0.20Mm)
20	99-8301	4	Nut	110	99-8312	4	Washer-Adjust (0.30Mm)
30	99-8302	4	Washer-Adjusting	110	99-8313	4	Washer-Adjust (0.40Mm)
40	99-8303	4	Spring-Nozzle	110	99-8314	4	Washer-Adjust (0.50Mm)
50	99-8304	4	Spacer-Distance	110	99-8315	4	Washer-Adjust (0.52Mm)
60	99-8305	4	Rod-Push	110	99-8316	4	Washer-Adjust (0.54Mm)
70	99-8306	4	Nut-Nozzle	110	99-8317	4	Washer-Adjust (0.56Mm)
80	99-8307	4	Washer-Plain	110	99-8318	4	Washer-Adjust (0.58Mm)
90	115-3020	4	Piece-Nozzle	110	99-8319	4	Washer-Adjust (0.80Mm)
100	99-8309	4	Adjusting Washer ASM	120	98-7676	4	Gasket
110	99-8310	4	Washer-Adjust (0.10Mm)	130	98-7677	4	Seal-Heat



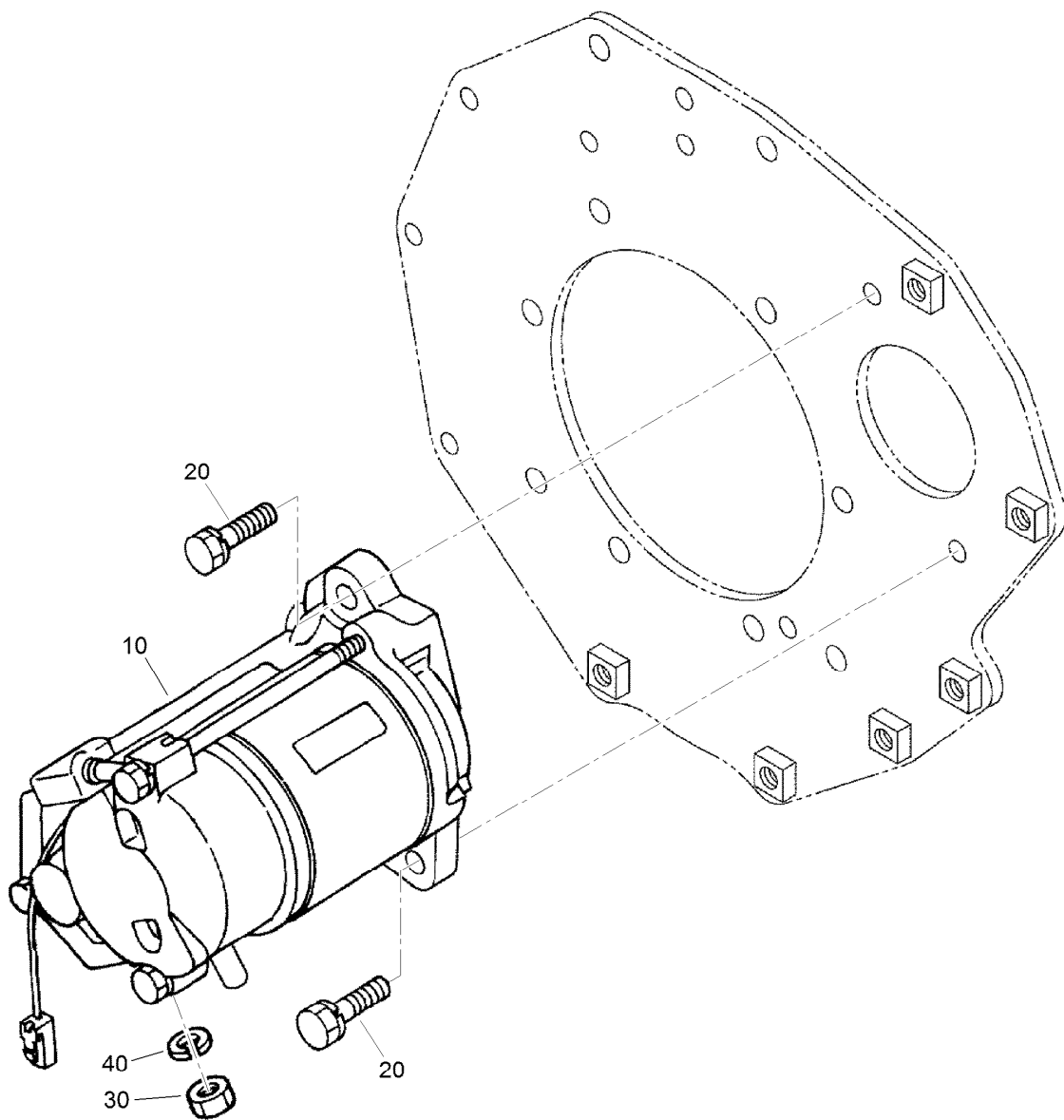
## Alternator and Pulley Assembly

Ref.	Part Number	Qty.	Description
10	117-5541	1	Alternator ASM
20	117-5542	1	Bracket
30	108-7088	1	Bolt
40	98-9360	1	Bolt
50	98-7737	1	Nut
60	98-7696	1	Washer-Plain
70	98-7738	1	Washer-Spring
80	98-7692	1	Bolt
90	105-3745	1	Pulley-Drive, Fan
100	98-9585	1	Bolt



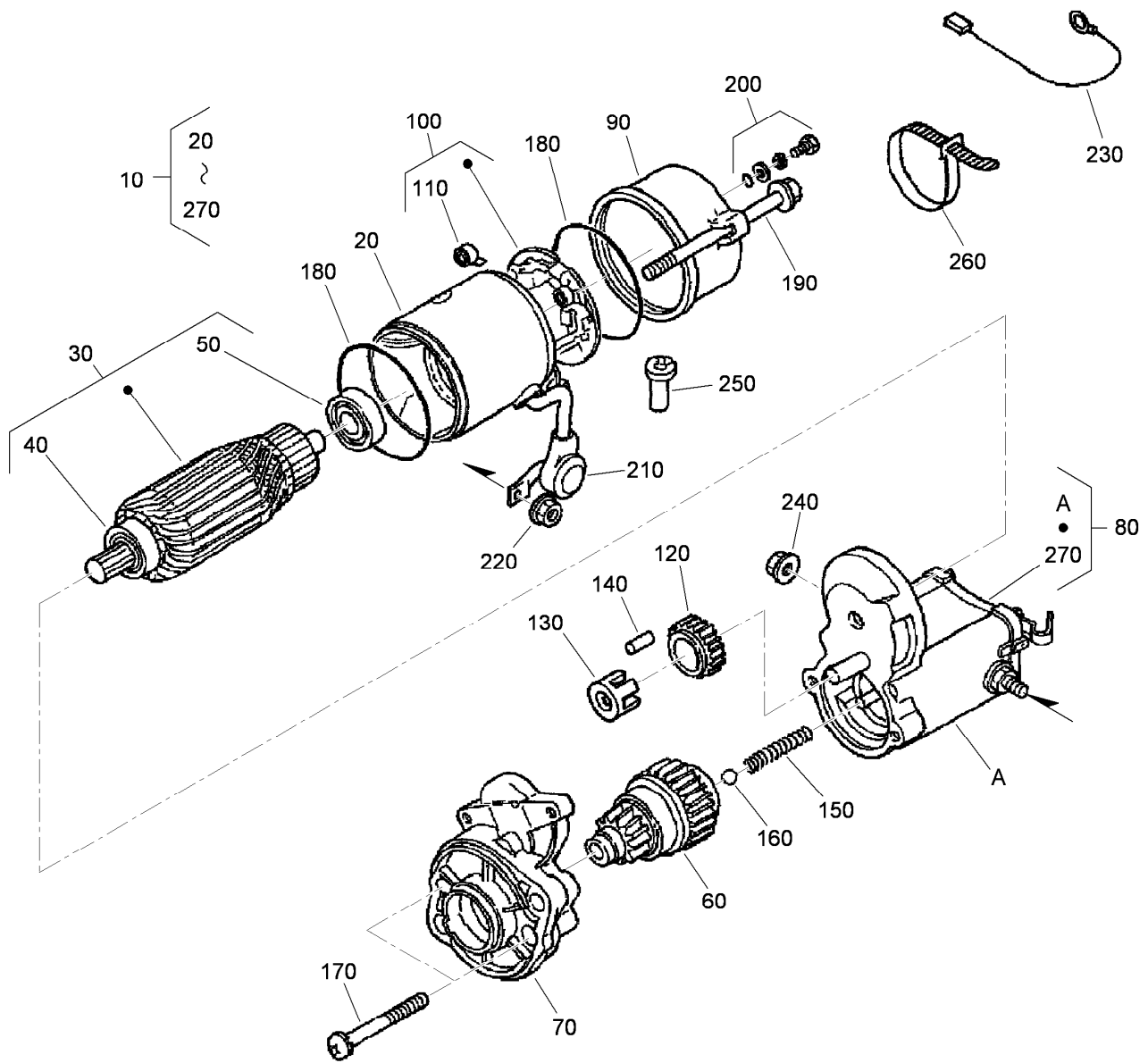
## Alternator Components

Ref.	Part Number	Qty.	Description	Ref.	Part Number	Qty.	Description
10	117-5541	1	Alternator ASM	150	98-7724	2	Brush
20	98-9453	1	Pulley-Dynamo	160	98-7725	2	Spring-Brush
30	98-7708	1	Nut	170	117-0319	1	Regulator ASM
40	117-0316	1	Drive End Frame ASM	180	98-7728	1	Screw-Head, Round
50	107-0137	1	Bearing-Ball	190	98-7727	6	Screw-Head, Round
60	98-7715	1	Plate-Retainer	200	98-7729	3	Bolt
70	98-7716	4	Screw-Head, Round	210	98-7726	2	Screw-Head, Round
80	98-7717	2	Bolt-Through	220	98-7731	2	Bolt
90	117-0317	1	Rotor ASM	230	117-0320	1	Cover-End
100	98-7711	1	Cover-Bearing	240	117-0321	1	Insulation-Brush
110	107-0138	1	Bearing-Ball	250	98-7730	2	Nut
120	117-0318	1	Frame-End	260	98-7732	1	Nut
130	117-0322	1	Holder	270	98-7709	1	Collar
140	107-0141	1	Brush Holder ASM				



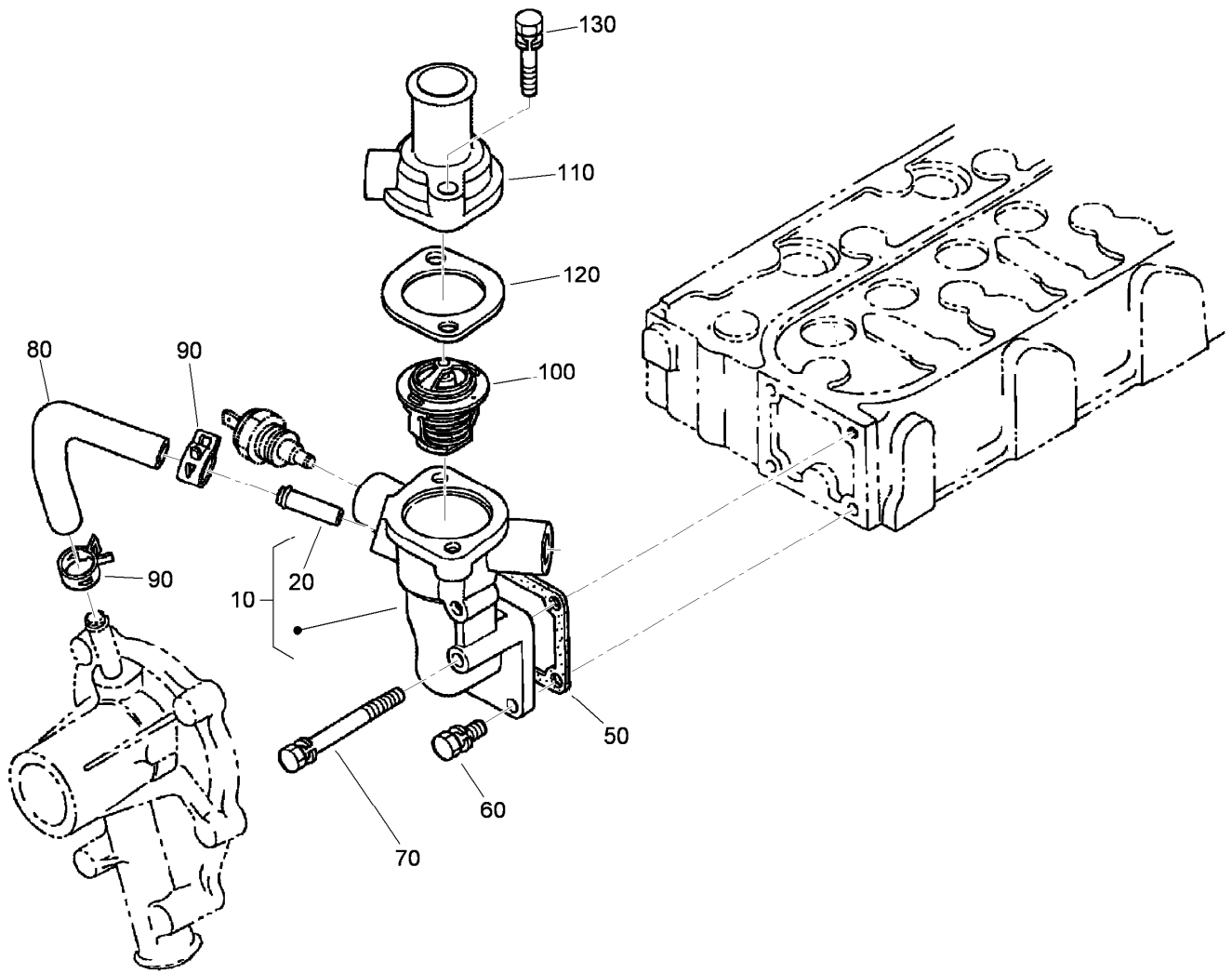
## Starter Assembly

<i>Ref.</i>	<i>Part Number</i>	<i>Qty.</i>	<i>Description</i>
10	98-9705	1	Starter ASM
20	98-7697	2	Bolt
30	98-7739	1	Nut
40	105-2893	1	Washer-Spring



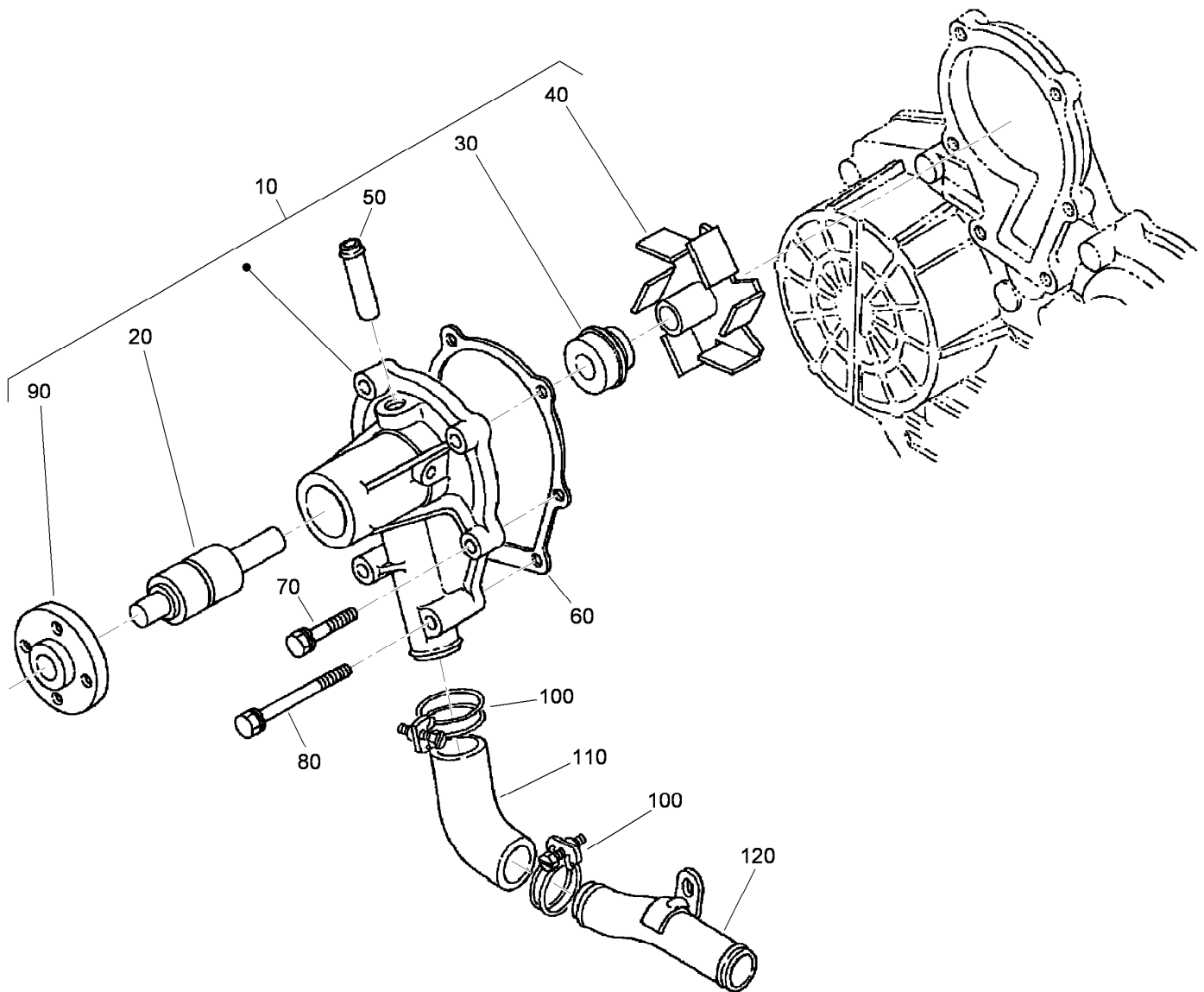
## Starter (Component Part) Assembly

Ref.	Part Number	Qty.	Description	Ref.	Part Number	Qty.	Description
10	98-9705	1	Starter ASM	150	98-7754	1	Spring
20	104-8608	1	Yoke ASM	160	98-7755	1	Ball
30	98-7742	1	Armature ASM	170	98-7756	2	Bolt
40	98-7744	1	Bearing	180	98-7757	2	O-Ring
50	98-7743	1	Bearing	190	100-9240	2	Bolt
60	99-8373	1	Clutch-Running, Over	200	98-7758	2	Bolt ASM
70	99-8374	1	Frame-End, Drive	210	99-8375	1	Cover
80	105-3746	1	Magnetic Switch ASM	220	99-8371	1	Nut-Hex
90	98-7748	1	Frame-End	230	98-9711	1	Cord-Solenoid, Stop
100	98-7749	1	Brush Holder ASM	240	99-8376	1	Nut-Hex
110	98-7750	4	Spring-Brush	250	98-7759	1	Pipe-Drain
120	98-7751	1	Gear	260	98-9712	1	Band-Cover
130	98-7752	1	Retainer	270	105-2886	1	Cover ASM
140	98-7753	5	Roller				



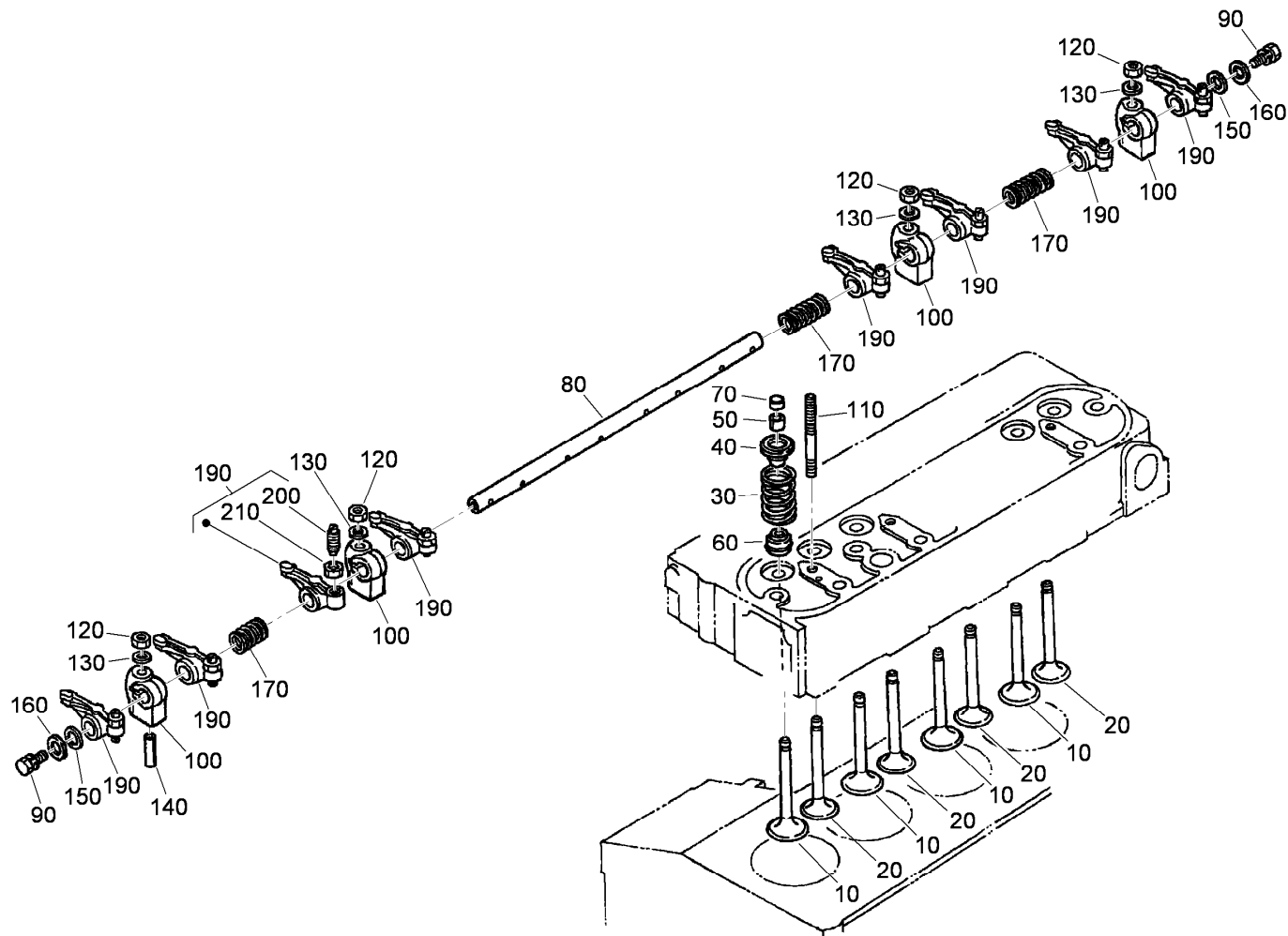
## Water Flange Assembly

<i>Ref.</i>	<i>Part Number</i>	<i>Qty.</i>	<i>Description</i>
10	98-9713	1	Water Flange ASM
20	98-9580	1	Pipe-Return, Water
50	98-9638	1	Gasket-Flange, Water
60	98-7692	3	Bolt
70	98-9356	1	Bolt
80	98-9578	1	Pipe-Return, Water
90	98-9579	2	Band-Pipe
100	98-7778	1	Thermostat ASM
110	98-9471	1	Cover-Thermostat
120	105-3748	1	Gasket-Thermostat
130	98-7777	2	Bolt



## Water Pump Assembly

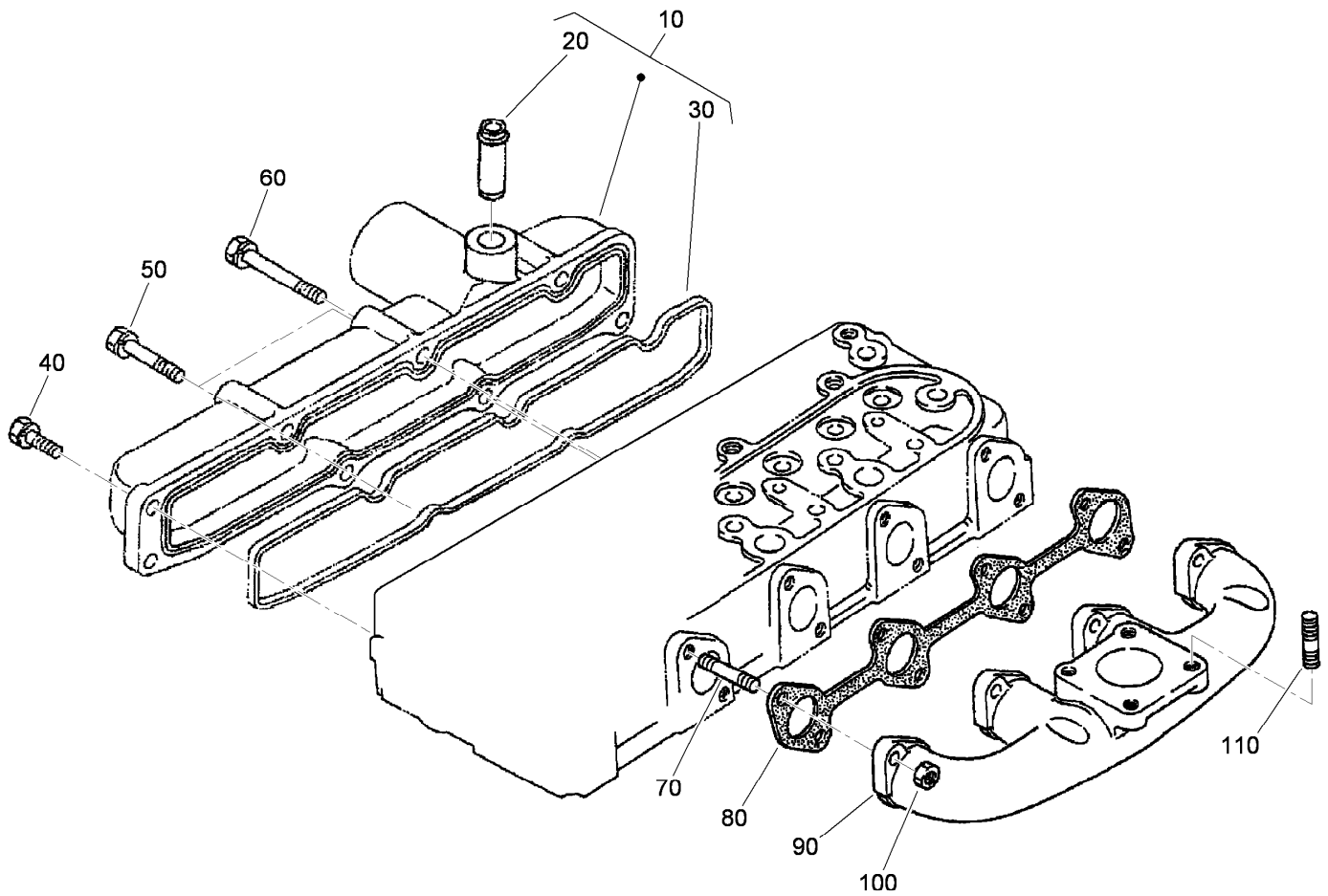
<i>Ref.</i>	<i>Part Number</i>	<i>Qty.</i>	<i>Description</i>
10	107-9089	1	Water Pump ASM
20	99-3517	1	Bearing-Pump, Water
30	105-3750	1	Mechanical Seal ASM
40	112-7017	1	Impeller-Pump, Water
50	100-1932	1	Pipe-Return, Water
60	99-3454	1	Gasket-Pump, Water
70	98-9353	4	Bolt
80	107-9090	2	Bolt
90	99-3516	1	Flange-Pump, Water
100	98-9717	2	Clamp
110	107-9091	1	Pipe-Water
120	98-9716	1	Pipe-Water



## Valve and Rocker Arm Assembly

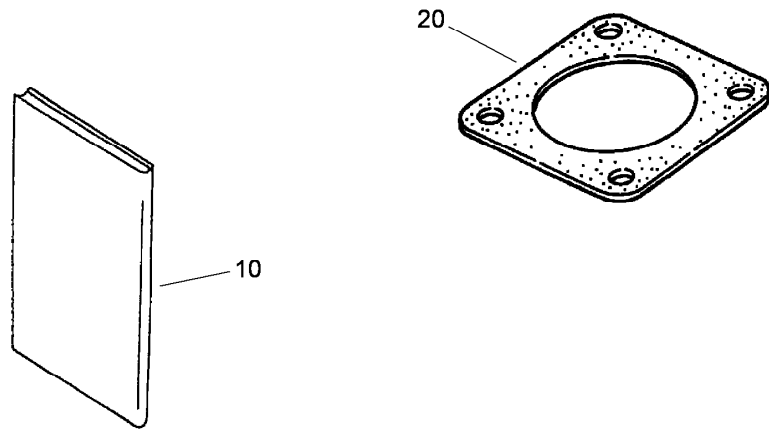
Ref.	Part Number	Qty.	Description
10	120-2563	4	Valve-Inlet
20	120-2564	4	Valve-Exhaust
30	98-9648	8	Spring-Valve
40	107-9092	8	Retainer-Spring
50	117-7572	8	Collet-Spring, Valve
60	99-8385	8	Seal-Stem, Valve
70	98-9497	8	Cap-Valve
80	105-3790	1	R-Arm Shaft ASM
90	100-9265	2	Bolt
100	98-9505	4	Bracket-Arm, Rocker

Ref.	Part Number	Qty.	Description
110	98-9506	4	Stud
120	98-9393	4	Nut
130	98-9385	4	Washer-Flat
140	105-3758	1	Pin-Spring
150	98-9507	2	Washer-Shaft, R-Arm
160	110-3832	2	Washer-Plain
170	98-9504	2	Spring-Arm, Rocker
190	112-7020	8	Rocker Arm ASM
200	98-9502	8	Screw-Adjusting
210	98-9503	8	Nut



## Intake and Exhaust Manifold Assembly

<i>Ref.</i>	<i>Part Number</i>	<i>Qty.</i>	<i>Description</i>
10	108-2874	1	Intake Manifold ASM
20	98-9492	1	Joint-Pipe, Breather
30	105-3760	1	Gasket-Manifold, Inlet
40	98-7605	3	Bolt
50	98-9353	2	Bolt
60	105-3797	3	Bolt
70	98-9588	8	Stud
80	105-3765	1	Gasket-Ex-Manifold
90	112-0187	1	Manifold-Exhaust
100	98-9665	8	Nut
110	98-7769	4	Stud



## Muffler Gasket and Operator Manual

<i>Ref.</i>	<i>Part Number</i>	<i>Qty.</i>	<i>Description</i>
10	117-8836	1	Manual-Operator, Kubota
20	99-8343	1	Gasket-Muffler

# Attachments and Accessories

## For 31223 Groundsmaster 360 4-Wheel Drive Multi-Purpose Machine

<b>Product Name</b>	<b>Model/Part</b>
72in Side Discharge Deck.....	30481
Green Diesel Cap .....	107-2172
Premium Transmission/Hydraulic Tractor Fluid (55 Gallon Drum).....	108-1183
Premium Transmission/Hydraulic Tractor Fluid (5 Gallon Pail) .....	108-1184
Spark Arrestor .....	117-3281
Premium Engine Oil 15w40 (55 Gallon Drum) .....	121-6394
Premium Engine Oil 15w40 (5 Gallon Pail) .....	121-6395
5in Air Cleaner Safety Element.....	114-4057
400-hour Filter Maintenance Kit.....	30052
Speed Reduction Kit .....	30547
Beacon Kit .....	120-0256
Electrical Accessory Kit .....	115-0019
Hourmeter, Wireless Hourmeter System .....	115-4754
Registration Plate Kit .....	120-6678
Jack Stand Kit.....	30579
Quick Attach Front Frame.....	30509
V-Plow Mounting Kit.....	30378
48in V-Plow.....	30750
Diagnostic Display Box.....	85-4750
Weight Transfer Kit .....	120-6683
Auxiliary Power Unit.....	120-6675
GM360 Winter Enclosure.....	31220
CE Kit .....	30507
Road Homologation Light Kit, Non-Cab Unit (Europe) .....	30512
Road Light Kit, Non Cab Unit (North America) .....	30513
Slow Moving Vehicle Sign Kit.....	115-0014
Locking Latch .....	98-9315
Grammer Seat with Air Ride Suspension.....	30511
Vinyl Backrest Extension Kit .....	120-0583
Hardtop Sunshade.....	30359
72in Side Discharge Mower (CE).....	30354
72in Base Deck.....	30353

**Notes:**

**Notes:**



**Count on it.**