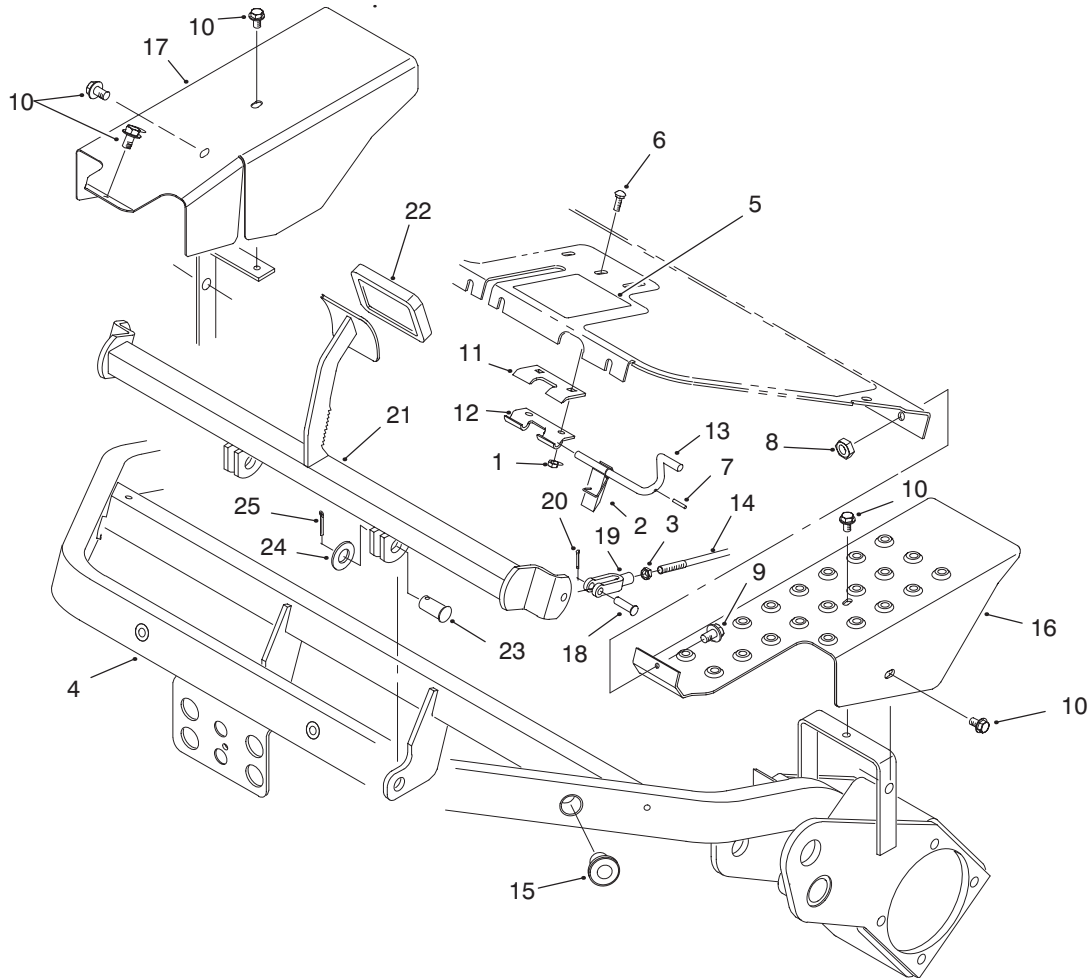




MODEL NO. 04381-70001 & UP

PARTS
CATALOG

GREENSMASTER 3200D TRACTION UNIT

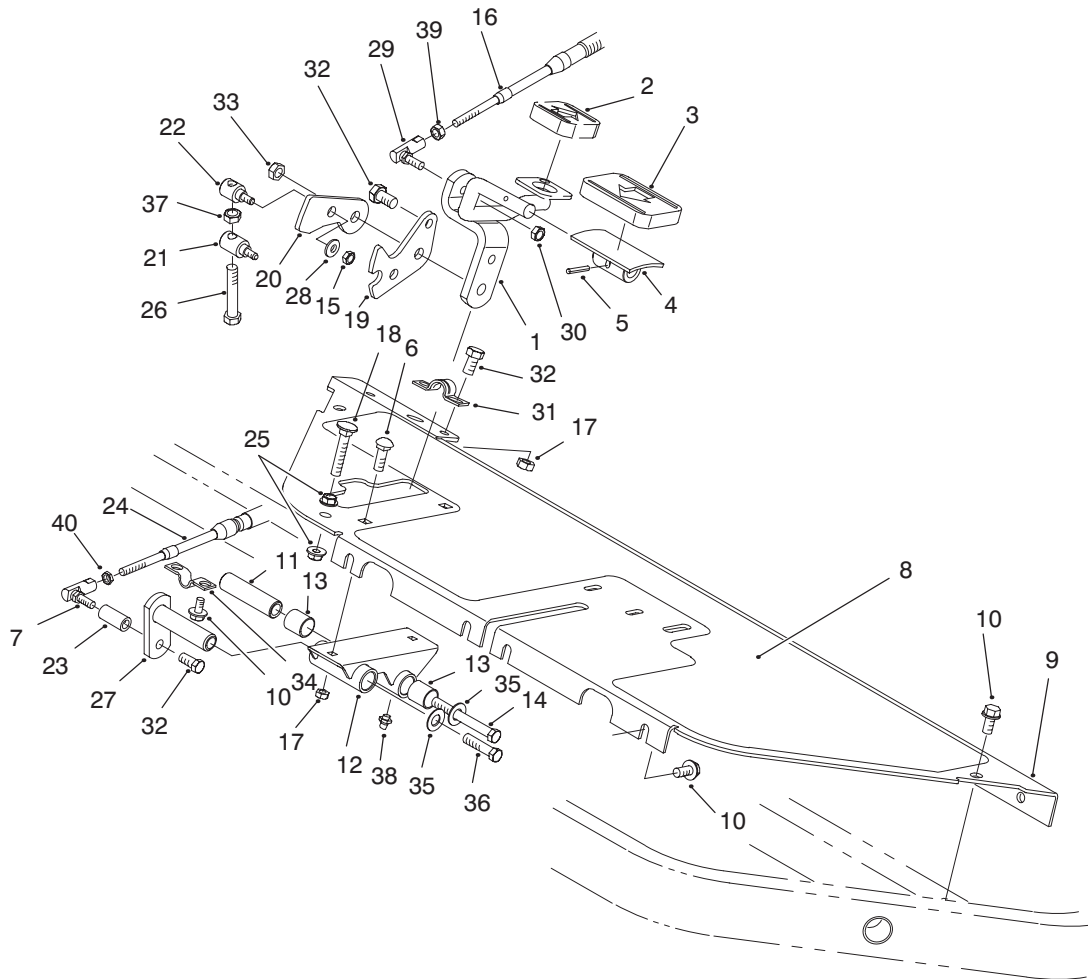


T-2222-3

FRAME & BRAKE PEDAL ASSEMBLY

Ref. No.	Part No.	Description	No. Used
1	33023-00	Nut - Lock	2
2	93-2276	Spring - Brake Latch	1
3	3220-2	Nut - Jam	2
4	93-2010	Frame	1
5	93-8062	Decal - Parking Brake	1
6	33123-016	Screw - Carriage	2
7	32121-50	Pin - Roll	1
8	33024-00	Nut - Lock	1
9	33114-020	Screw - HH	1
10	32144-14	Screw - HH	5
11	95-1628	Hinge - Upper	1
12	95-1629	Hinge - Lower	1
13	94-9600	Brake Latch	1

Ref. No.	Part No.	Description	No. Used
14	93-2069	Rod - Brake	2
15	83-1700	Bushing - Flange	3
16	93-2073	Shield - Wheel LH	1
17	93-2072	Shield - Wheel RH	1
18	283-61	Pin - Clevis	2
19	282-2	Clevis	2
20	3272-6	Pin - Cotter	2
21	93-2075	Brake Pedal	1
22	93-7629	Pad - Foot Brake	1
23	283-87	Pin - Clevis	2
24	3256-27	Washer - Flat	2
25	3272-11	Pin - Cotter	2



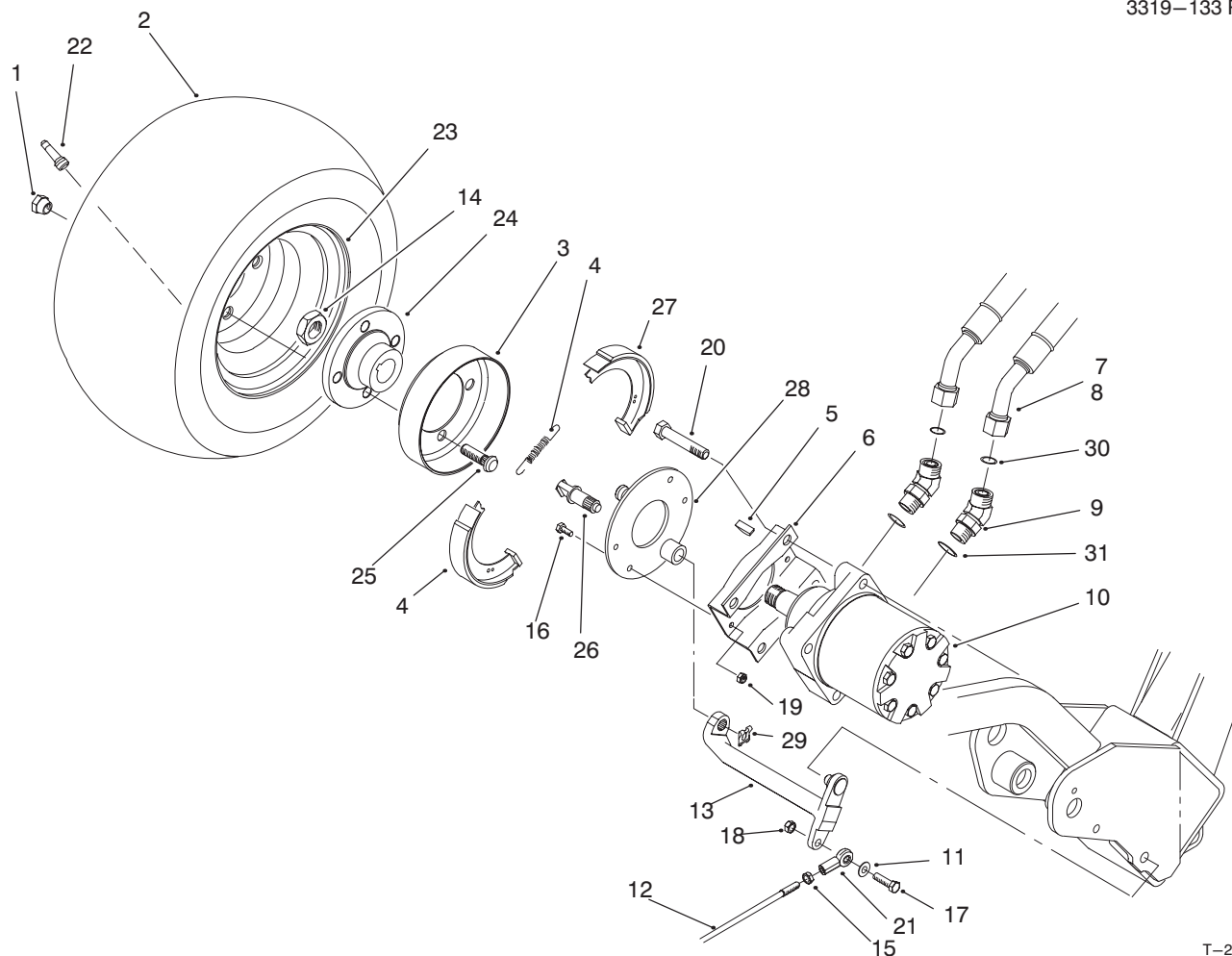
T-2242-2

FLOOR PANEL & TRACTION PEDAL ASSEMBLY

Ref. No.	Part No.	Description	No. Used
1	93-2085	Rod	1
2	74-9110	Pad - Pedal Reverse	1
3	74-9100	Pad - Pedal Forward	1
4	49-6440	Pedal - Accelerator	1
5	32121-45	Roll Pin	1
6	33124-020	Screw - Carr.	2
7	2411-38	Ball Joint Assembly	1
8	93-2142	Pad - Floor Plate	1
9	94-6399	Plate - Floor	1
10	32144-14	Screw - HH	8
11	94-1371	Spacer	1
12	94-1383	Pedal Pivot	1
13	256-311	Bushing - Straight	4
14	33115-090	Screw - HH	1
15	33023-00	Nut - Lock	2
16	93-2099	Cable - Traction Control	1
17	33024-00	Nut - Lock	4
18	17-9420	Screw - Handle	1
19	94-1373	Bracket - Lock	1
20	94-1372	Bracket - Mow	1

Ref. No.	Part No.	Description	No. Used
21	94-1375	Trunion Lock Bracket	1
22	94-1374	Trunion Mow Bracket	1
23	94-1386	Shaft - Pedal Lock	1
24	94-1304	Cable - Neutral Lock	1
25	32128-20	Nut - Lock	2
26	94-3489	Screw - HH	1
27	94-1300	Neutral Lock	1
28	3256-1	Washer - Flat	2
29	2411-34	Ball Joint	1
30	3296-13	Nut - Lock	1
31	93-2092	Clamp - Cable	1
32	33114-016	Screw - HH	4
33	33025-00	Nut - Lock	1
34	93-2279	Clamp - Cable	1
35	3256-24	Washer - Flat	2
36	33115-016	Screw - HH	1
37	33014-00	Nut - Hex	1
38	302-5	Fitting - Grease	1
39	3220-1	Nut - Jam	1
40	3219-14	Nut - Hex.	1

* Not Illustrated



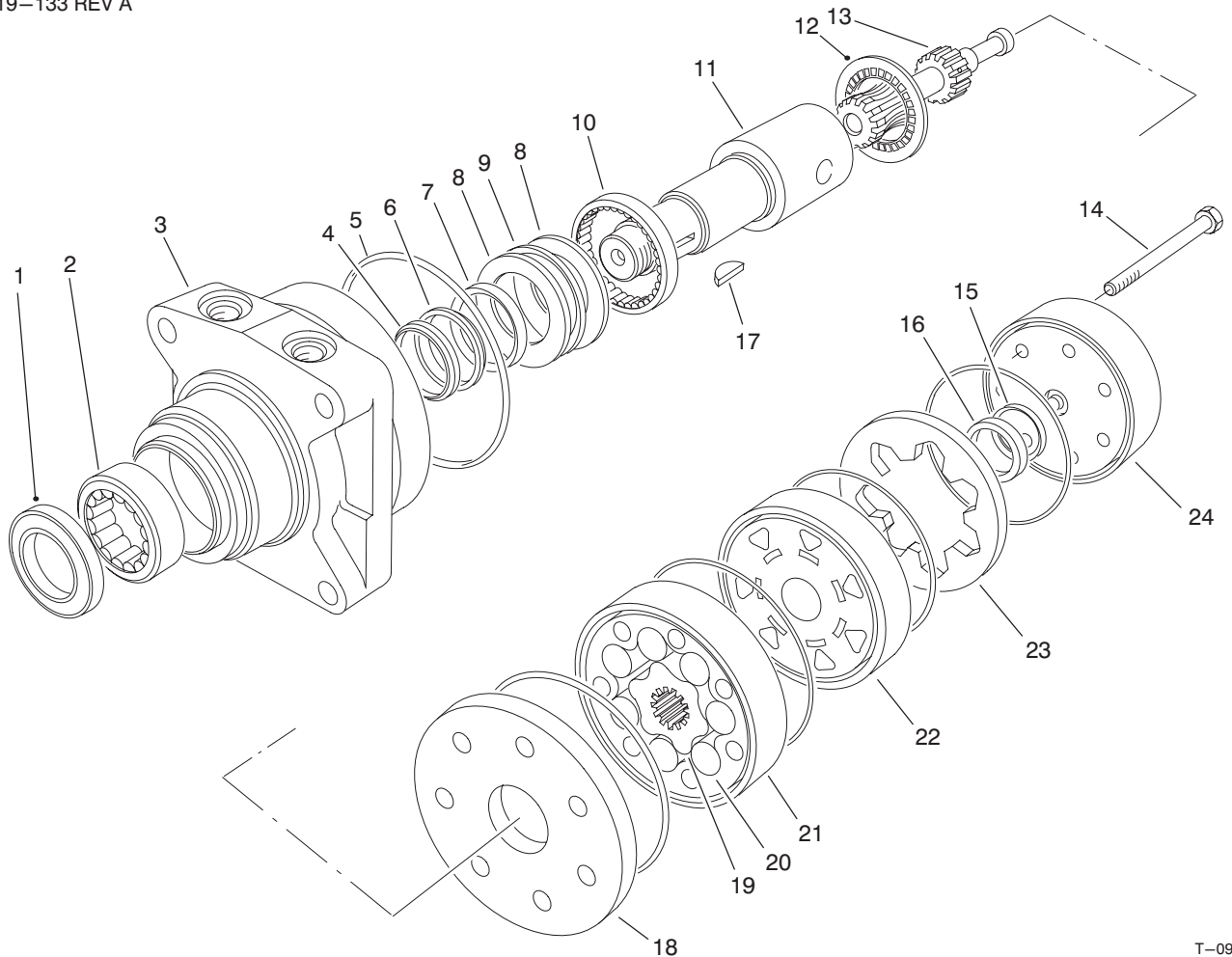
T-2223-1

FRONT WHEEL & BRAKE ASSEMBLY

Ref. No.	Part No.	Description	No. Used
1	242-50	Nut - Lug	8
2	28-3680	Tire	2
3	10-6850	Drum - Brake	2
4	70-9880	Spring - Return	4
5	3257-42	Key - Woodruff	2
6	84-2000	Bracket - Brake	2
7	94-5357	Hose Assembly - RH	2
8	94-5358	Hose Assembly - LH	2
9	340-14	Fitting - 45° (Incl. Ref. #30-31)	4
10	92-9199	Hydraulic Motor - Wheel	2
11	3256-23	Washer - Flat	2
12	93-2069	Rod - Brake	2
13	93-2096	Lever - Brake	2
14	26-3790	Nut - Lock	2
15	3220-20	Nut - Jam	2
16	33113-020	Screw - HH	8
17	33114-030	Screw - HH	2

Ref. No.	Part No.	Description	No. Used
18	33024-00	Nut - Lock NI	2
19	33023-00	Nut - Lock NI	8
20	33116-060	Screw - HH	8
21	93-2070	Clevis - Swivel	2
22	232-24	Stem - Valve	2
23	217-60	Rim	2
24	10-6870	Hub - Wheel	2
25	85-6540	Stud - Drive	8
26	70-9860	Cam - Brake	2
27	70-9840	Shoe - Brake	4
28	70-9870	Plate - Backing	2
29	70-9850	Clip - Retaining	2
30	237-65	O-Ring	4
31	237-80	O-Ring	4
*	10-6821	Brake Drum Assembly (Incl. Ref. #3 & 24-25)	2
*	71-1500	Brake Assembly (Incl. Ref. #4 & 26-29)	2

*Not Illustrated



T-0983-2

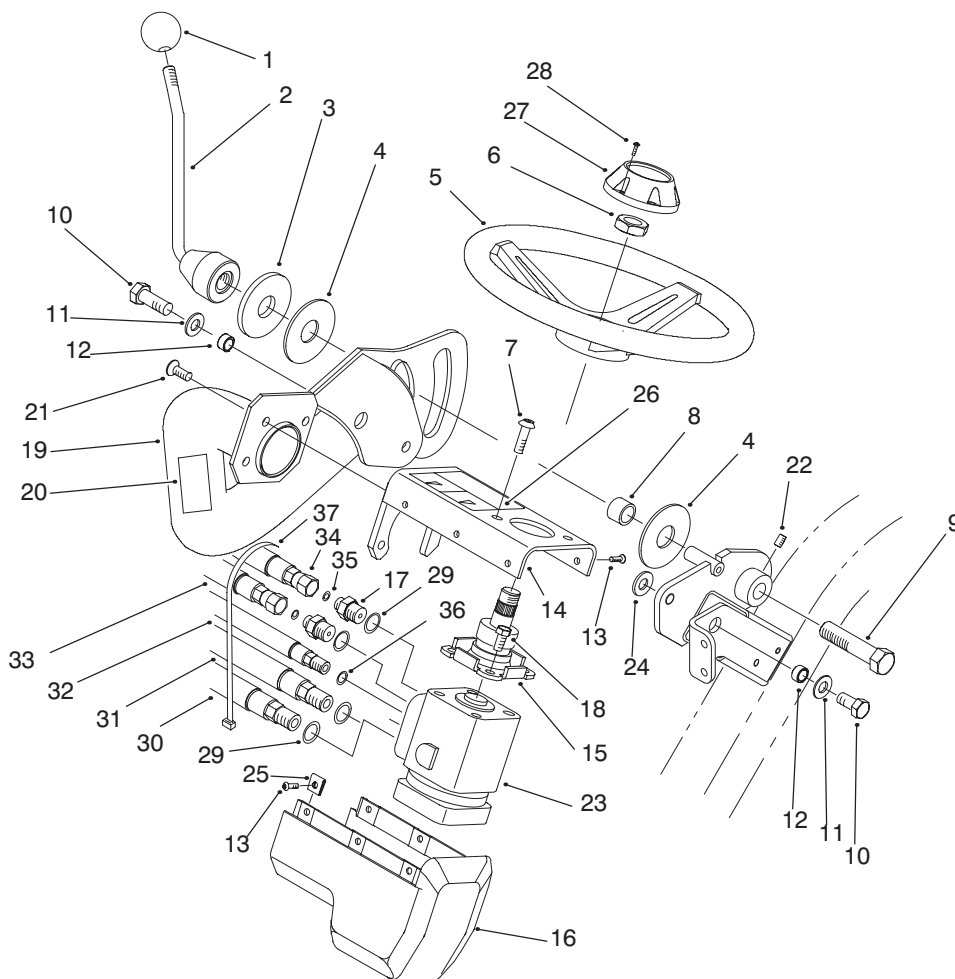
HYDRAULIC DRIVE MOTOR ASSEMBLY NO. 92-9199

Ref. No.	Part No.	Description	No. Used
†1		Seal – Dirt & Water	1
†2		Bearing	1
†3		Housing	1
†4		Washer – Back-Up	1
†5		Ring – Seal	5
†6		Washer – Back-Up	1
†7		Seal – Inner	1
†8		Washer – Thrust	2
†9		Bearing – Thrust	1
†10		Bearing	1
11	76-0860	Shaft – Coupling	1
12	76-0850	Bearing – Thrust	1
13	92-9761	Link – Drive	7
14	92-9762	Screw – Cap Hex. Hd.	1
†15		Seal – Commutator	1
†16		Commutator	1

Ref. No.	Part No.	Description	No. Used
17	3257-42	Key – Woodruff	1
18	76-0870	Plate – Wear	1
†19		Rotor	1
†20		Vane	7
†21		Stator	1
22	76-0840	Manifold	1
†23		Ring – Commutator	1
24	76-0940	End Cover Assembly	1
*	92-9763	Rotor Set (Incl. Ref. #19-21)	1
*	76-0880	Commutator Assembly (Incl. Ref. #15, 16 & 23)	1
*	94-8178	Seal Kit (Incl. Ref. #1, 4-7 & 15)	1
*	76-0810	Housing Assembly (Incl. Ref. #2, 3 & 8-10)	1

*Not Illustrated

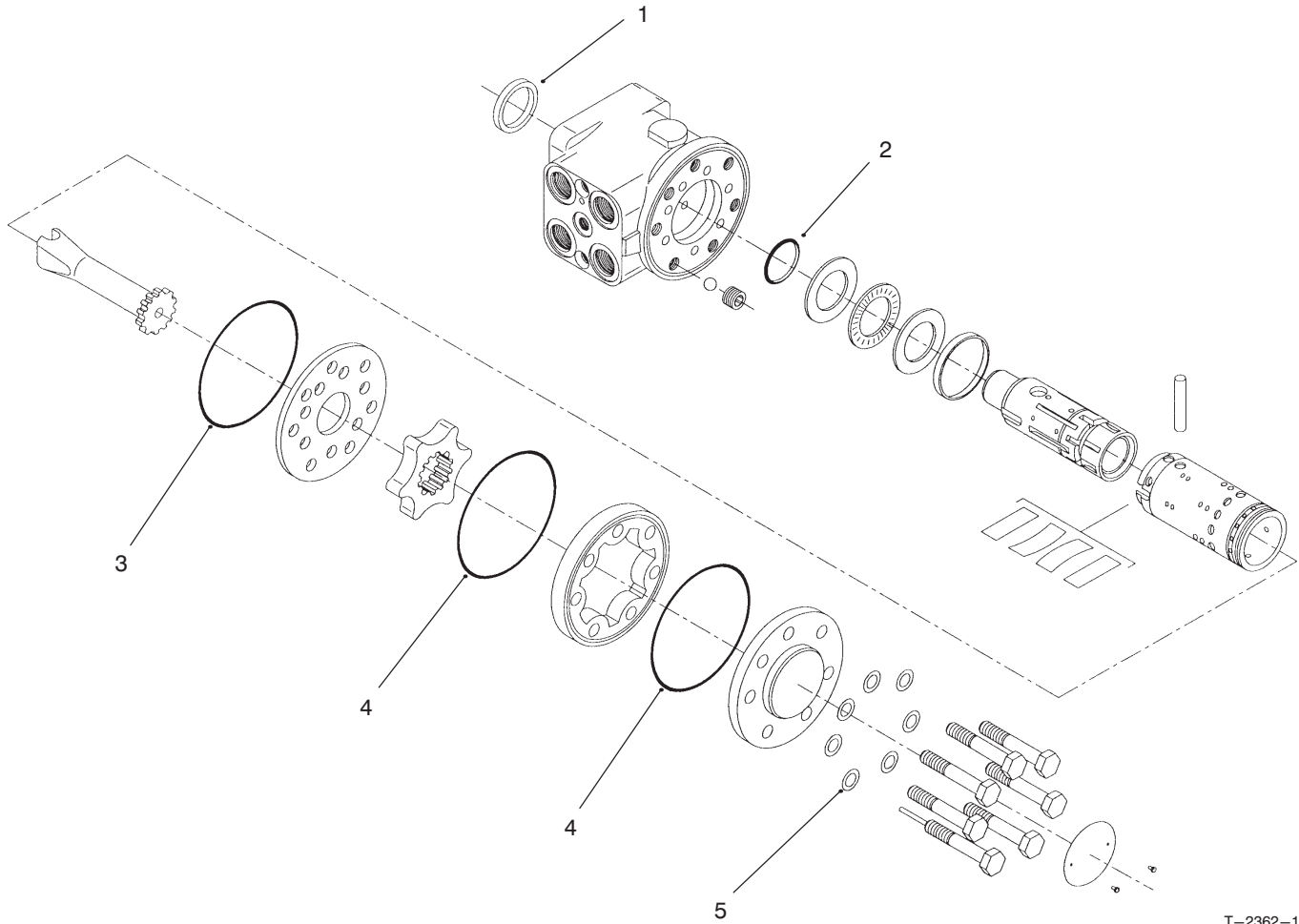
†Not Serviced Separately



T-2224-1

STEERING ARM ASSEMBLY

Ref. No.	Part No.	Description	No. Used	Ref. No.	Part No.	Description	No. Used
1	233-48	Knob	1	18	323-4	Screw - HH	2
2	93-2400	Lockup Handle	1	19	93-2115	Steering Arm	1
3	83-0760	Spacer - Lockup	1	20	93-8068	Decal - Steering Arm	1
4	83-0740	Disc - Friction	2	21	3274-80	Screw - HSBH	3
5	68-5130	Wheel - Steering (Incl. Ref. #27-28)	1	22	3246-3	Screw - Set	1
6	47-6990	Nut - Steering Wheel	1	23	93-2120	Steering Control Valve	1
7	3274-63	Screw - HSBH	2	24	65-6390	Washer - Thrust	1
8	83-0730	Spacer - Lockup	1	25	3290-277	Nut - Speed	6
9	93-2199	Screw - HH	1	26	93-8063	Decal - Warning	1
10	325-4	Screw - HH	2	27	68-5140	Cap - Steering Wheel	1
11	3256-26	Washer - Flat	2	28	32144-21	Screw - PPH	2
12	47-2890	Bushing	2	29	237-79	O-Ring	4
13	3274-39	Screw - HSBH	6	30	93-2272	Hose Assembly	1
14	94-9628	Steering Cover Asm (Incl. Ref. #26)	1	31	93-2252	Hose Assembly	1
15	83-1420	Steering Column Assembly	1	32	93-2269	Hose Assembly	1
16	94-6366	Cover - Steering Valve	1	33	93-2270	Hose Assembly	1
17	340-133	Fitting - Hydraulic (Incl. Ref. #29-30)	2	34	93-2271	Hose Assembly	1
				35	237-21	O-Ring	2
				36	237-42	O-Ring	1
				37	3290-379	Tie - Cable	1



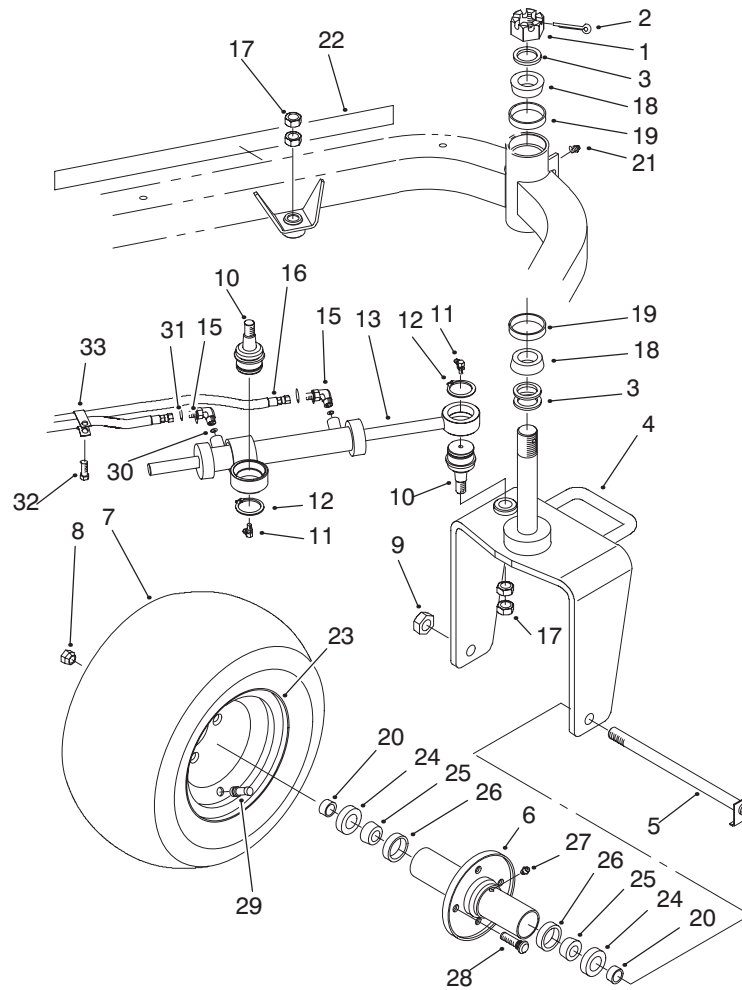
T-2362-1

STEERING CONTROL VALVE NO. 93-2120

Ref. No.	Part No.	Description	No. Used
†1		Ring – Dust Seal	1
†2		O-Ring	1
†3		O-Ring	1
†4		O-Ring	2

Ref. No.	Part No.	Description	No. Used
†5		Washer	7
*	94-4929	Kit – Seal (Incl. Ref. #1-5)	1

†Not Serviced Separately

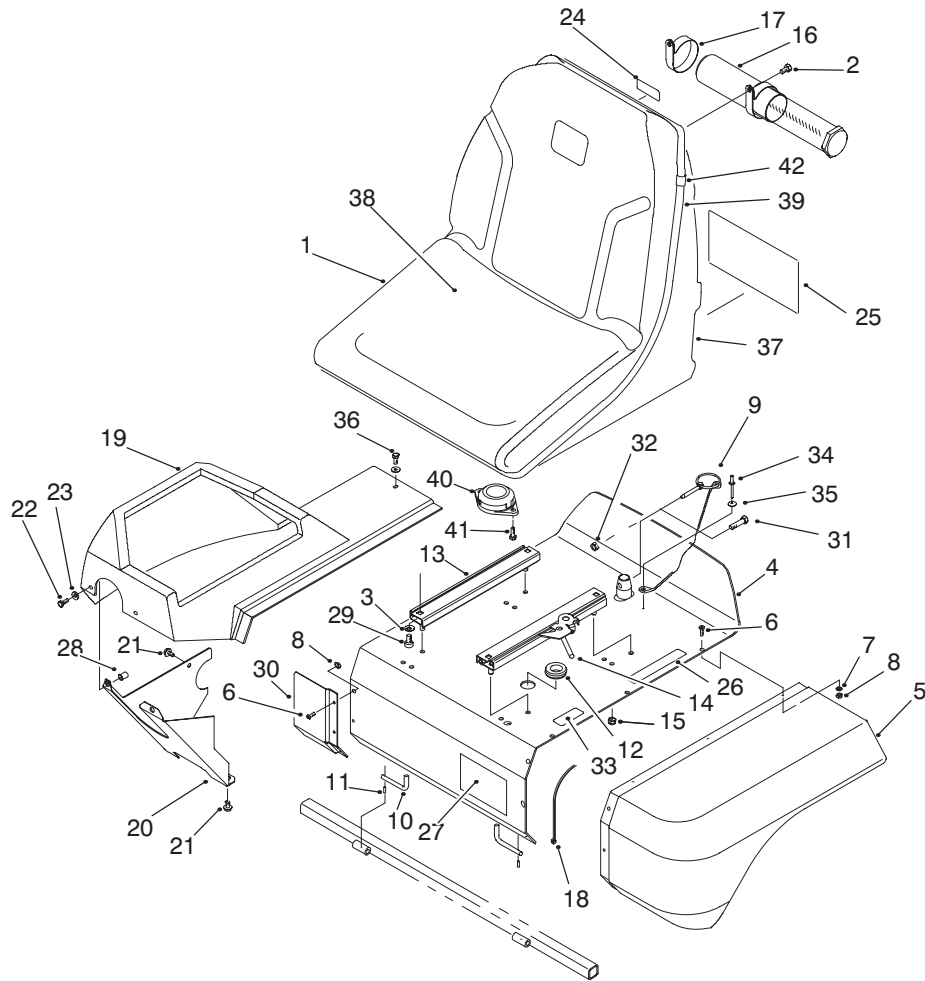


T-2225-1

REAR WHEEL ASSEMBLY

Ref. No.	Part No.	Description	No. Used	Ref. No.	Part No.	Description	No. Used
1	32136-9	Nut - Hex	1	18	254-70	Bearing Cone	2
2	3272-37	Pin - Cotter	1	19	254-61	Bearing - Cup	2
3	18-6320	Washer - Steering	3	20	74-3730	Spacer - Cylinder	2
4	93-2125	Castor Fork	1	21	302-5	Fitting - Grease, Str.	1
5	5-3934	Bolt	1	22	93-2233	Decal -GR3200	2
6	75-9440	Hub - Wheel	1	23	217-60	Rim	1
7	28-3680	Tire	1	24	253-111	Seal - Shaft	2
8	242-50	Nut - Lug	4	25	254-78	Cone - Bearing	2
9	3296-67	Nut - Lock NI	1	26	254-79	Cup - Bearing	2
10	92-5838	Ball Joint	2	27	302-55	Fitting - Grease	1
11	302-60	Fitting - Grease, 90°	2	28	10-6830	Stud - Drive	4
12	32151-104	Ring - Retaining, Ext.	2	29	232-27	Valve Stem w/Cap	1
13	93-2122	Cylinder Asm - Steering (Incl. Ref. #32)	1	30	237-78	O-Ring	2
14	93-2270	Hose Assembly	1	31	237-21	O-Ring	2
15	340-132	Fitting - Hydraulic	2	32	32144-14	Screw - Hex. Washer Hd.	1
16	93-2269	Hose Assembly	1	33	92-5753	Clamp - Hose Double	1
17	3220-6	Nut - Jam	4	*	94-4398	Kit - Seal, Cylinder Repair	1

*Not Illustrated



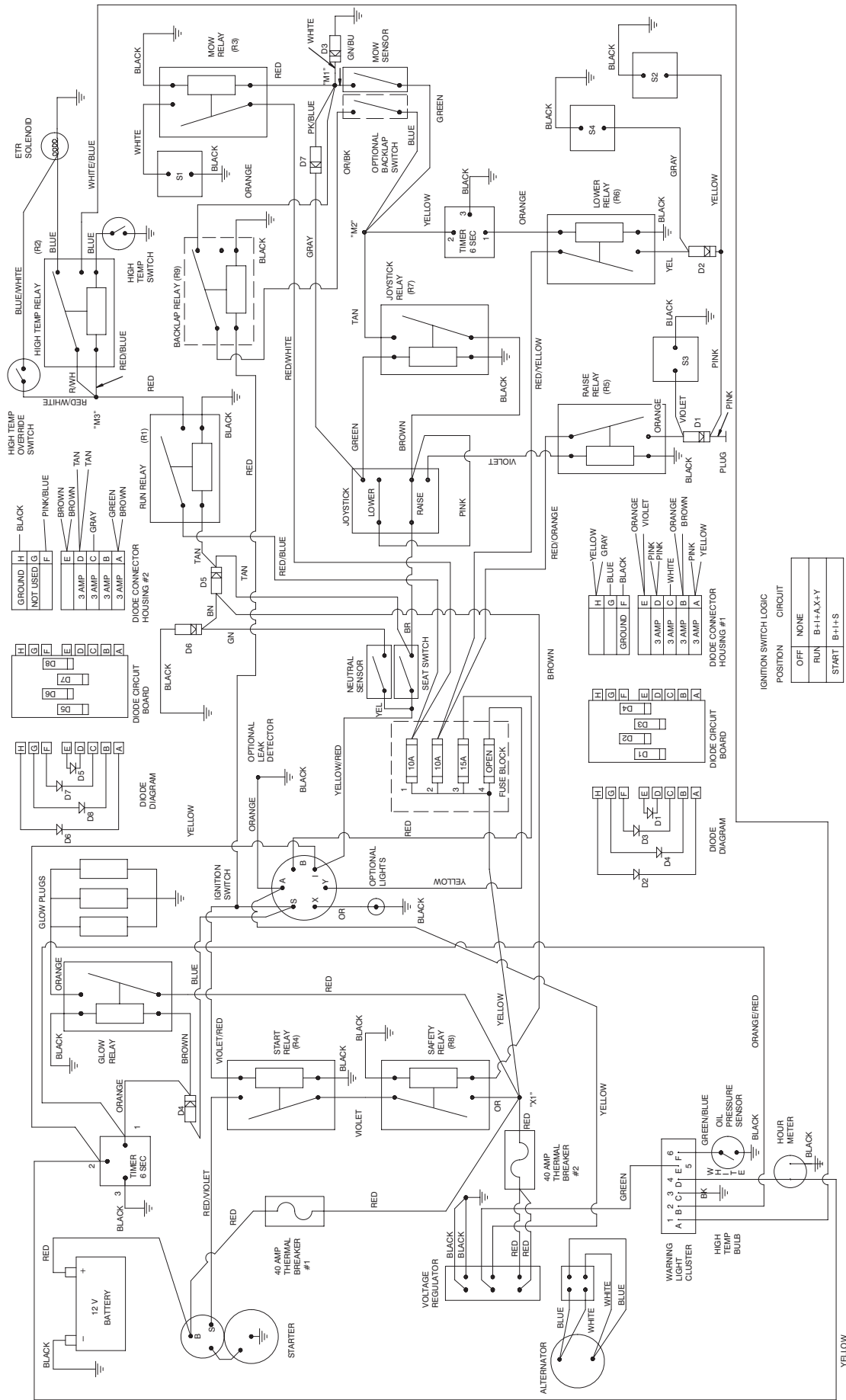
T-2226-3

SEAT ASSEMBLY

Ref. No.	Part No.	Description	No. Used
1	92-6280	Seat Assembly (Incl. Ref. #37-42)	1
2	322-2	Screw - HH	2
3	3256-23	Washer - Flat	4
4	94-9627	Seat Support Asm (Incl. Ref. #26, 27 & 33)	1
5	93-2128	Panel - Seat Base	1
6	3274-39	Screw - HSBH	9
7	3256-77	Washer - Flat	6
8	3296-12	Nut - Lock	9
9	77-3780	Lynch Pin & Lanyard Assy.	
10	93-2422	Rod - Seat Pivot	2
11	32121-7	Pin - Spring	2
12	237-100	Grommet	1
13	92-8990	Adjuster - Seat	1
14	92-8991	Adjuster w/Latch	1
15	3296-29	Nut - Lock	4
16	74-0720	Tube - Manual	1
17	2412-133	Clamp - R	2
18	3290-378	Tie - Cable	1
19	93-2578	Shroud - Console	1
20	94-4547	Panel - Lower	1
21	32144-14	Screw - HH	2
22	33113-016	Screw - HH	2
23	3256-1	Washer - Flat	3
24	93-6686	Decal - Hydraulic Oil	1
25	94-9633	Decal - Service	1
25	94-9642	Decal - Service (Danish)	1

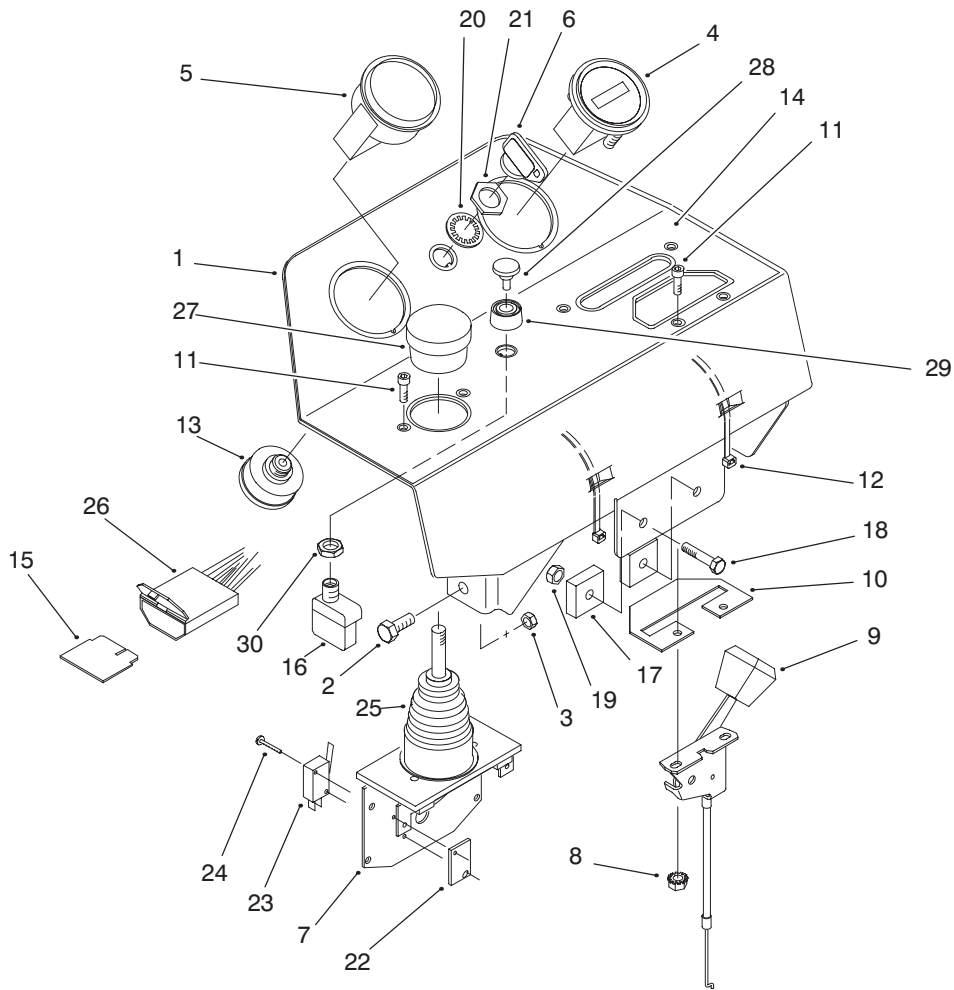
Ref. No.	Part No.	Description	No. Used
25	94-9643	Decal - Service (Dutch)	1
25	94-9641	Decal - Service (Finnish)	1
25	94-9635	Decal - Service (French)	1
25	94-9636	Decal - Service (German)	1
25	94-9638	Decal - Service (Italian)	1
25	94-9644	Decal - Service (Japanese)	1
25	94-9640	Decal - Service (Norwegian)	1
25	94-9639	Decal - Service (Portuguese)	1
25	94-9634	Decal - Service (Spanish)	1
25	94-9637	Decal - Service (Swedish)	1
26	93-6689	Decal - No Rider	1
27	94-2579	Decal - Toro	1
28	93-5447	Insert - Threaded	2
29	3274-12	Screw - HSH	4
30	94-4546	Panel - Extension	1
31	33113-030	Screw - HH (Europe)	1
32	33023-00	Nut - Lock NI (Europe)	1
33	93-7252	Decal - CE Mark	1
34	3290-282	Rivet - Pop	1
35	3256-49	Washer - Flat	1
36	33113-012	Sctew - Hex. Hd.	1
37	92-6534	Shell - Seat	1
38	92-6533	Kit - Cushion Repair	1
39	351-78	Edging	1
40	92-6282	Switch - Seat	1
41	321-3	Screw - Hex. Hd.	2
42	351-80	Clip - Edging	1

ELECTRICAL SCHEMATIC



IGNITION SWITCH LOGIC

POSITION	CIRCUIT
OFF	NONE
RUN	B+H+AX+Y
START	B+H+S

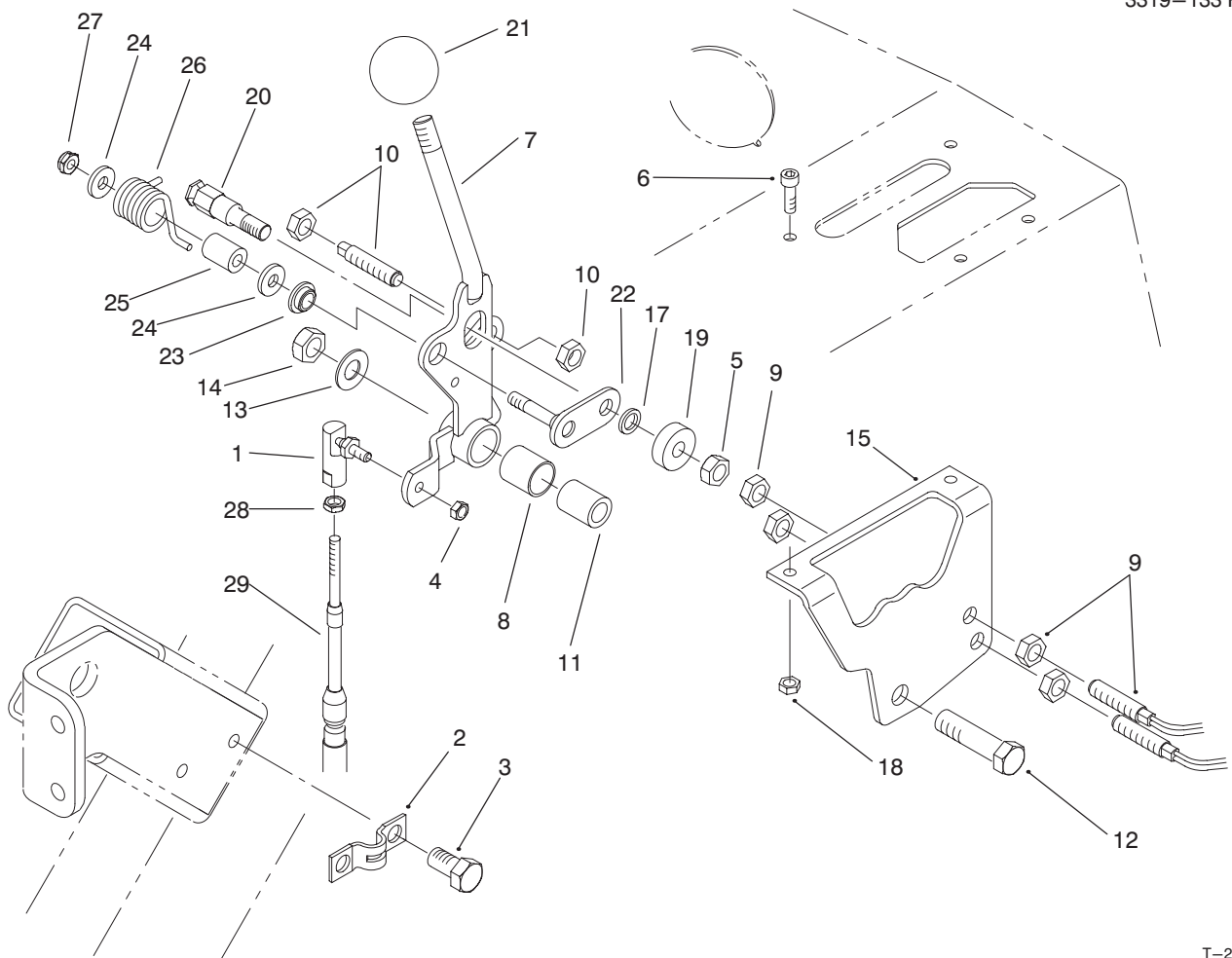


T-2292-1

CONTROL PANEL ASSEMBLY

Ref. No.	Part No.	Description	No. Used
1	94-6953	Console	1
2	33114-020	Screw - HH	4
3	33024-00	Nut - Lock NI	4
4	66-2950	Gauge - Hour Meter	1
5	92-9775	Warning Light Cluster	1
6	63-8360	Key - Ignition	2
7	75-3420	Lever - Control	1
8	32149-8	Nut - Keps	2
9	93-2322	Control - Throttle	1
10	85-9190	Plate - Control	1
11	3273-26	Screw - PPH	4
12	3290-378	Tie - Cable	2
13	27-2360	Switch - Ignition	1
14	94-8077	Decal - Console	1
15	92-3188	Diode - Circuit Board	1

Ref. No.	Part No.	Description	No. Used
16	72-9760	Switch - Override (Incl. Ref. #30)	1
17	92-2538	Timer - Glow Plug	2
18	33113-030	Screw - HH	2
19	33023-00	Nut - Lock NI	2
20	218-446	Washer - Lock	1
21	218-447	Nut - Hex.	1
22	3290-354	Plate - Nut	2
23	218-590	Switch - Micro	2
24	3290-93	Screw - HH	4
25	3290-488	Boot - Control, Lift	1
26	93-2340	Harness - Wire	1
27	3290-489	Knob - Control, Lift	1
28	43-6280	Button - Push	1
29	43-6420	Bezel	1
30	218-498	Nut - Hex.	1



T-2265-4

TRACTION HANDLE ASSEMBLY

Ref. No.	Part No.	Description	No. Used
1	2411-38	Ball Joint	1
2	93-2279	Clamp - Cable	1
3	32144-14	Screw - HH	2
4	3296-27	Nut - Lock	1
5	33024-00	Nut - Lock NI	1
6	3273-26	Screw - HSH	2
7	94-6911	Handle	1
8	256-311	Bushing - Straight	1
9	93-2055	Reed Switch - Sensor	2
10	93-2056	Reed Switch - Actuator	1
11	94-1378	Tube - Handle Pivot	1
12	33115-040	Screw - HH	1
13	33025-00	Nut - Lock NI	1

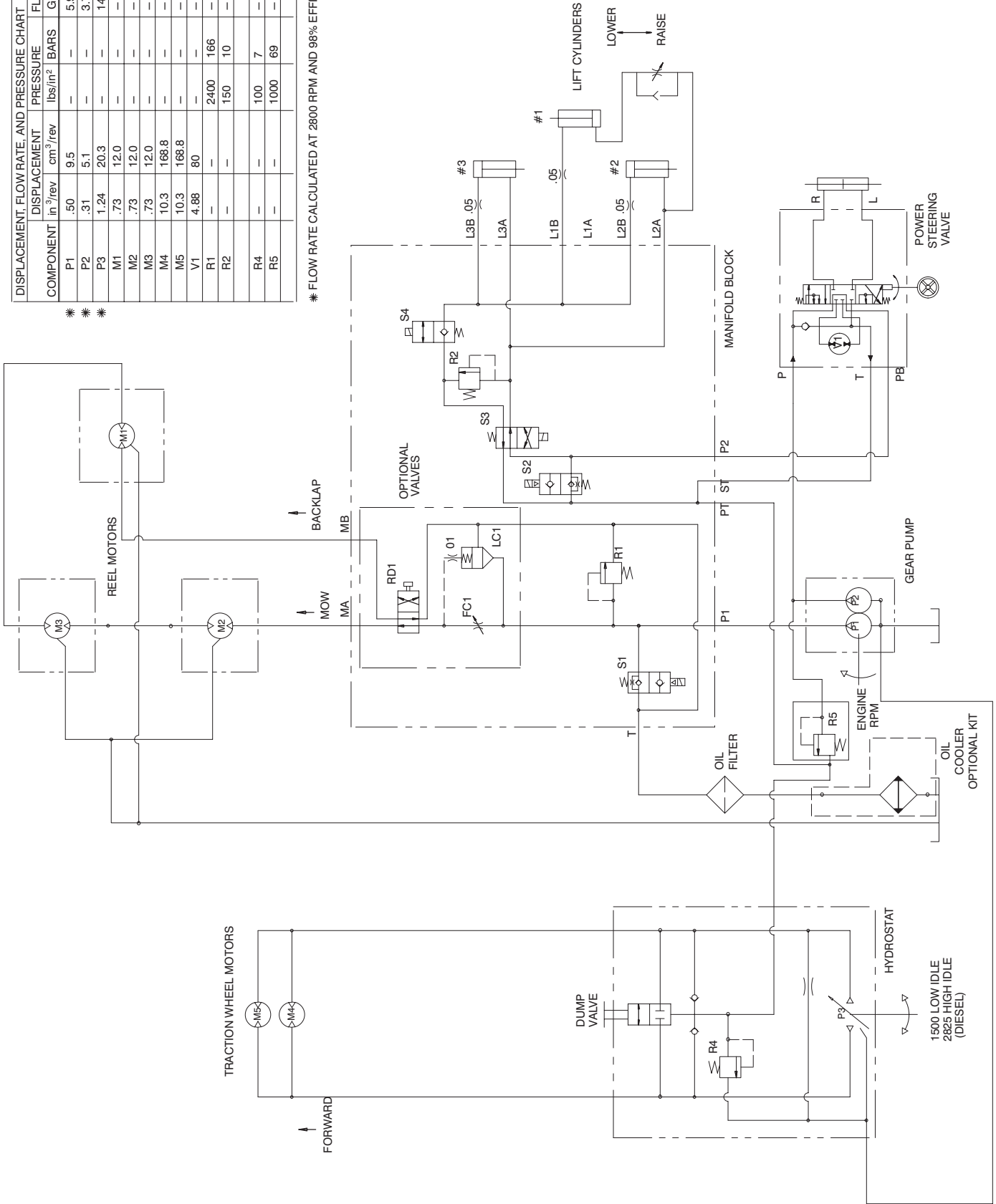
Ref. No.	Part No.	Description	No. Used
14	3256-24	Washer - Flat	1
15	94-6398	Bracket - Traction	1
17	75-5470	Spacer	1
18	3296-27	Nut - Lock	2
19	251-259	Bearing - Ball	1
20	94-9617	Pin - Spring	1
21	233-42	Knob	1
22	94-9614	Roller - Pivot	1
23	94-9619	Bushing	1
24	3256-1	Washer - Flat	2
25	94-9618	Spacer - Spring	1
26	94-9620	Spring - Torsion	1
27	33023-00	Nut - Lock	1

HYDRAULIC SCHEMATIC

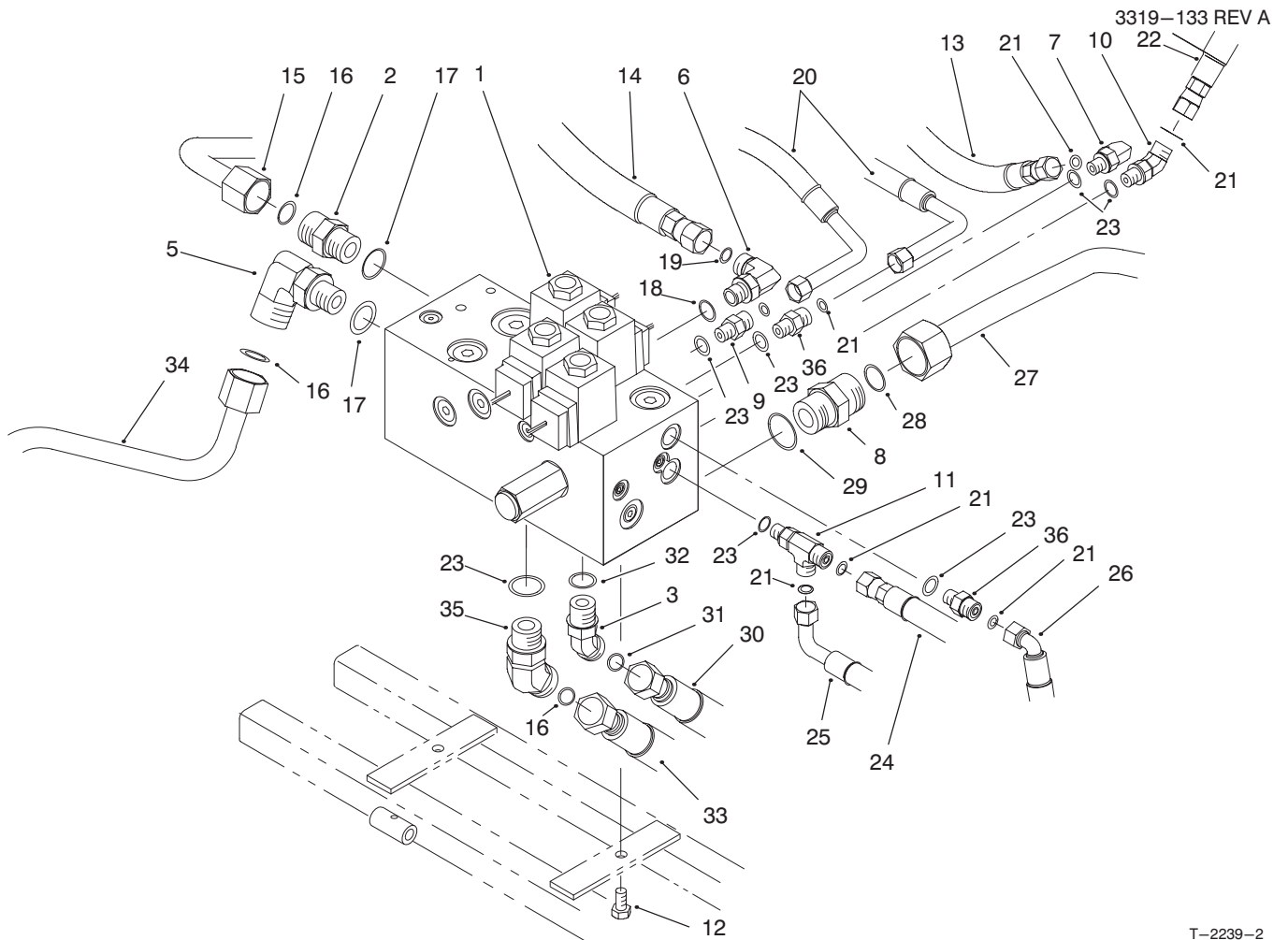
DISPLACEMENT, FLOW RATE, AND PRESSURE CHART						
COMPONENT	DISPLACEMENT		PRESSURE		FLOW RATE	
	in ³ /rev	cm ³ /rev	lbs/in ²	BAR	GPM	LPM
P1	.50	9.5	-	-	5.9	22.4
P2	.31	5.1	-	-	3.7	13.9
P3	1.24	20.3	-	-	14.8	55.8
M1	.73	12.0	-	-	-	-
M2	.73	12.0	-	-	-	-
M3	.73	12.0	-	-	-	-
M4	10.3	168.8	-	-	-	-
M5	10.3	168.8	-	-	-	-
V1	4.88	80	-	-	-	-
R1	-	-	2400	166	-	-
R2	-	-	150	10	-	-
R4	-	-	100	7	-	-
R5	-	-	1000	69	-	-

* * *

* FLOW RATE CALCULATED AT 2800 RPM AND 98% EFFICIENCY



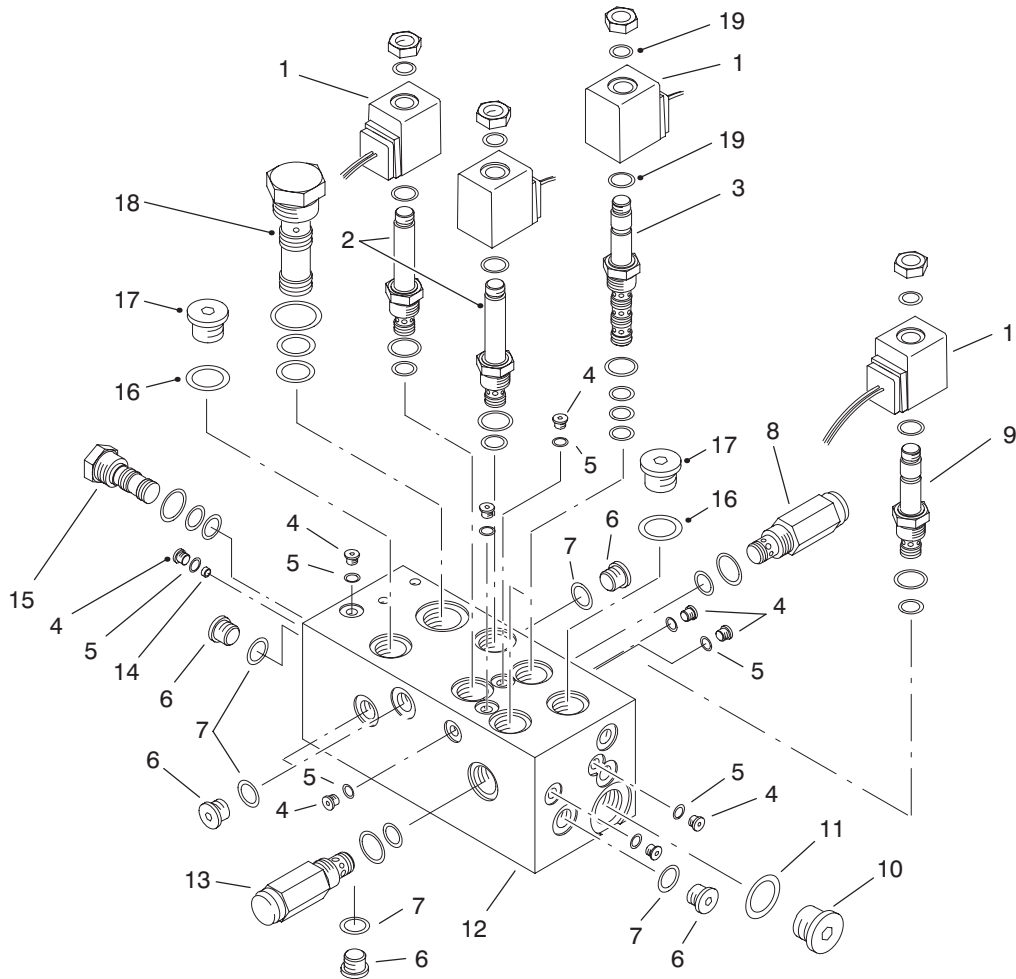
T-2276-5



T-2239-2

MANIFOLD INSTALLATION ASSEMBLY

Ref. No.	Part No.	Description	No. Used	Ref. No.	Part No.	Description	No. Used
1	93-2240	Manifold Assembly	1	16	237-65	O-Ring	3
2	340-7	Fitting - Hydraulic (Incl. Ref. #16-17)	1	17	237-80	O-Ring	2
3	340-138	Fitting - Hydraulic 45° (Incl. Ref. #31-32)	1	18	237-42	O-Ring	1
5	340-17	Fitting - Hydraulic 90° (Incl. Ref. #16-17)	1	19	237-22	O-Ring	1
6	340-77	Fitting - Hydraulic 90° (Incl. Ref. #18-19)	1	20	93-2254	Hose Assembly	2
7	340-132	Fitting - Hydraulic 90° (Incl. Ref. #21 & 23)	1	21	237-21	O-Ring	7
8	340-9	Fitting - Hydraulic (Incl. Ref. #28-29)	1	22	94-3477	Hose Assembly	1
9	340-92	Fitting - Hydraulic (Incl. Ref. #21 & 23)	1	23	237-78	O-Ring	7
10	340-103	Fitting - Hydraulic 45° (Incl. Ref. #21 & 23)	1	24	93-2258	Hose Assembly	1
11	340-140	Tee - Hydraulic (Incl. Ref. #21 & 23)	1	25	93-2256	Hose Assembly	1
12	33114-016	Screw - HH	2	26	93-2255	Hose Assembly	1
13	93-2271	Hose Assembly	1	27	94-4518	Tube - Hydraulic	1
14	93-2272	Hose Assembly	1	28	237-58	O-Ring	1
15	94-1317	Tube - Hydraulic	1	29	237-81	O-Ring	1
				30	94-6383	Hose Assembly	1
				31	237-30	O-Ring	1
				32	237-79	O-Ring	1
				33	94-1332	Hose Assembly	1
				34	94-1320	Tube - Hydraulic	1
				35	340-14	Fitting - Hydraulic (Incl. Ref. #16 & 23)	1
				36	95-1639	Fitting - Orificed (Incl. Ref. #21 & 23)	2



T-2251-1

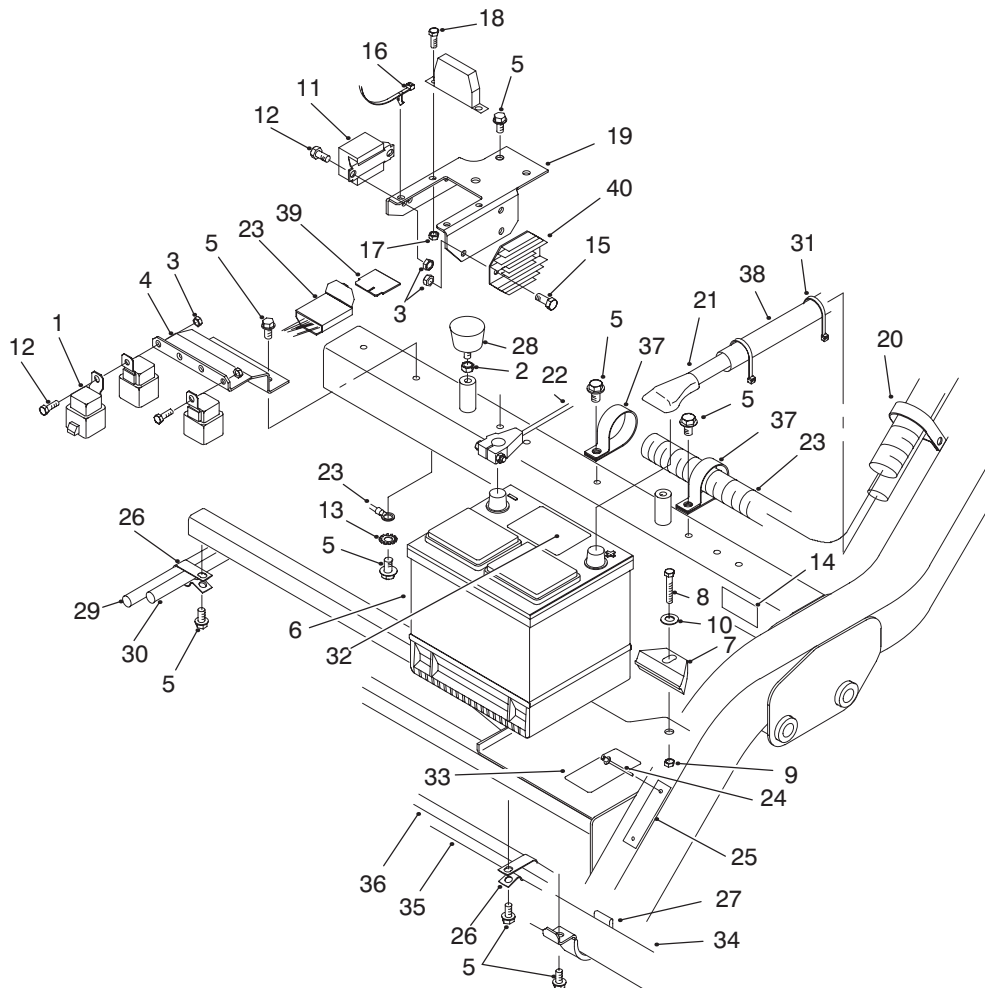
MANIFOLD ASSEMBLY NO. 93-2240

Ref. No.	Part No.	Description	No. Used
1	88-9190	Solenoid - 20 Watt	4
2	93-7494	Cartridge - N.O. Poppet (Use Seal Kit #75-2080)	2
3	94-2627	Cartridge (Use Seal Kit #75-2090)	1
4	353-991	Plug (Incl. Ref. #5)	9
5	237-156	O-Ring	9
6	353-989	Plug (Incl. Ref. #7)	6
7	237-42	O-Ring	6
8	75-2010	Cartridge - Relief 2400 psi (Use Seal Kit #75-2080)	1
9	92-6315	Cartridge - N.C. (Use Seal Kit #75-2080)	1
10	353-988	Plug (Incl. Ref. #11)	1
11	237-79	O-Ring	1

Ref. No.	Part No.	Description	No. Used
†12		Body - Manifold	1
13	94-6351	Cartridge - Relief 150 psi (Use Seal Kit #75-2080)	1
14	95-5999	Plug - Orifice	1
15	94-6353	Plug - Cavity (Use Seal Kit #95-5641)	1
16	237-80	O-Ring	2
17	354-70	Plug (Incl. Ref. #16)	2
18	94-6352	Plug - Cavity (Use Seal Kit #94-3661)	1
19	94-5438	Seal - Solenoid	8
*	75-2080	Seal Kit	5
*	95-5641	Seal Kit	1
*	75-2090	Seal Kit	1
*	94-3661	Seal Kit	1

*Not Illustrated

†Not serviced separately



T-2275-5

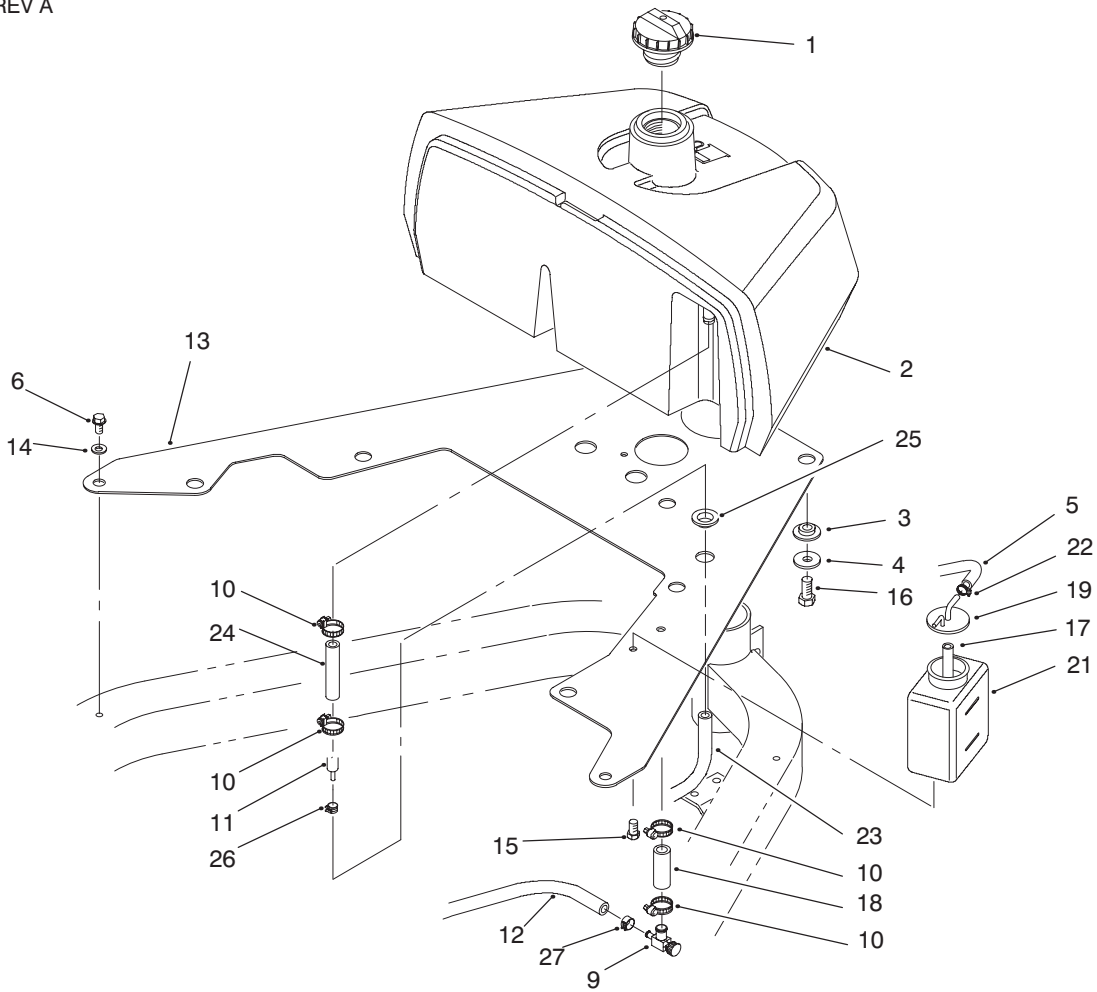
ELECTRONICS INSTALLATION ASSEMBLY

Ref. No.	Part No.	Description	No. Used	Ref. No.	Part No.	Description	No. Used
1	70-1480	Relay	8	22	93-2344	Cable - Battery Negative	1
2	3218-2	Nut - Hex Jam	2	23	93-2340	Wire Harness	1
3	33023-00	Nut - Lock	8	24	3290-415	Rivet - Pop	2
4	93-2169	Bracket - Relay	1	†25		Serial Plate	1
5	32144-14	Screw - HH	13	26	92-5753	Clamp - Hose Double	2
6	66-2750	Battery	1	27	93-2036	Clamp - Air Hose	1
7	66-2490	Retainer - Battery	1	28	68-3270	Bumper	2
8	33115-040	Screw - HH	1	29	93-2270	Hose Assembly	1
9	33025-00	Nut - Lock	1	30	93-2269	Hose Assembly	1
10	3256-24	Washer - Flat	1	31	3290-378	Tie - Cable	2
11	66-8800	Relay - Glow Plug	1	32	93-7276	Decal - Danger	1
12	33113-016	Screw - HH	6	33	93-6668	Decal - Battery	1
13	3254-2	Washer - Lock	1	34	93-2035	Hose - Air Cleaner	1
†14		Decal - ANSI	1	35	93-2256	Hose Assembly	1
15	33113-030	Screw - HH	2	36	93-2255	Hose Assembly	1
16	94-1325	Push Mount Tie	2	37	2412-39	Clamp - R	2
17	3296-2	Nut - Lock	2	38	94-4519	Tube - Convolved	1
18	32105-13	Screw - HH	2	39	92-3188	Diode - Circuit Board	1
19	93-2123	Bracket - Fuse Block	1	‡40	185516140	Regulator	1
20	2412-104	Clamp - R	3	*	70-8570	Circuit Breaker - 40 Amp	2
21	93-2343	Cable - Battery Positive	1				

*Not Illustrated

†Not serviced separately

‡Obtain from your local Perkins Dealer.

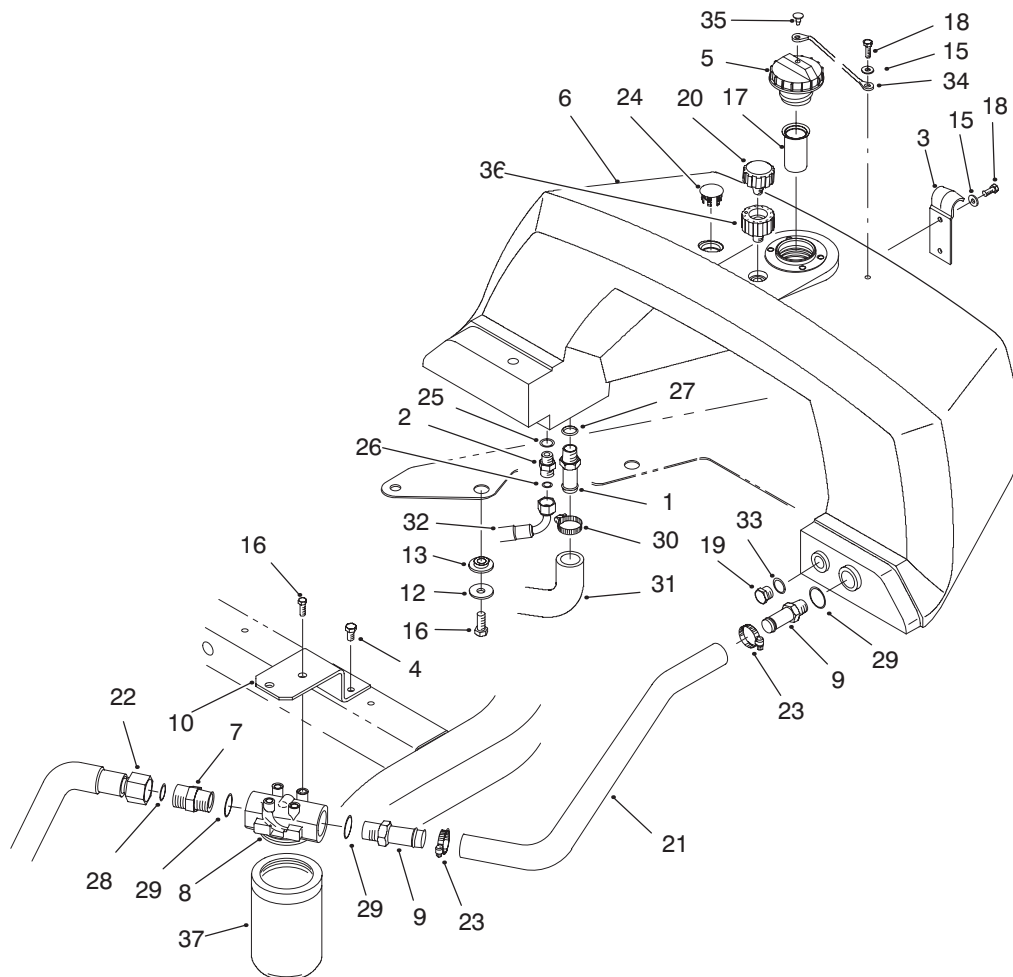


T-2271-2

FUEL TANK ASSEMBLY

Ref. No.	Part No.	Description	No. Used
1	93-3102	Fuel Cap – Diesel	1
2	93-2225	Tank – Fuel	1
3	240-11	Grommet	3
4	93-4637	Washer – Flat	3
5	93-2260	Hose – Expansion Tank	1
6	32144-14	Screw – HH	3
9	56-2520	Fitting – Fuel Shut Off	1
10	2412-36	Clamp – Hose	4
11	93-2299	Fitting – Fuel	1
12	93-2230	Hose – Fuel	1
13	94-1364	Plate	1
14	3256-23	Washer – Flat	2

Ref. No.	Part No.	Description	No. Used
15	33114-016	Screw – HH	2
16	33115-020	Screw – HH	3
17	94-1348	Hose – Tank	1
18	94-4353	Hose – Fuel	1
19	93-2048	Cap – Overflow Tank	1
21	93-2049	Tank – Overflow	1
22	2412-108	Clamp – Hose	1
23	93-2298	Hose – Fuel	1
24	56-2230	Hose – Fuel	1
25	237-124	Grommet	1
26	2412-108	Clamp – Hose	1
27	92-2379	Clamp – Hose	1

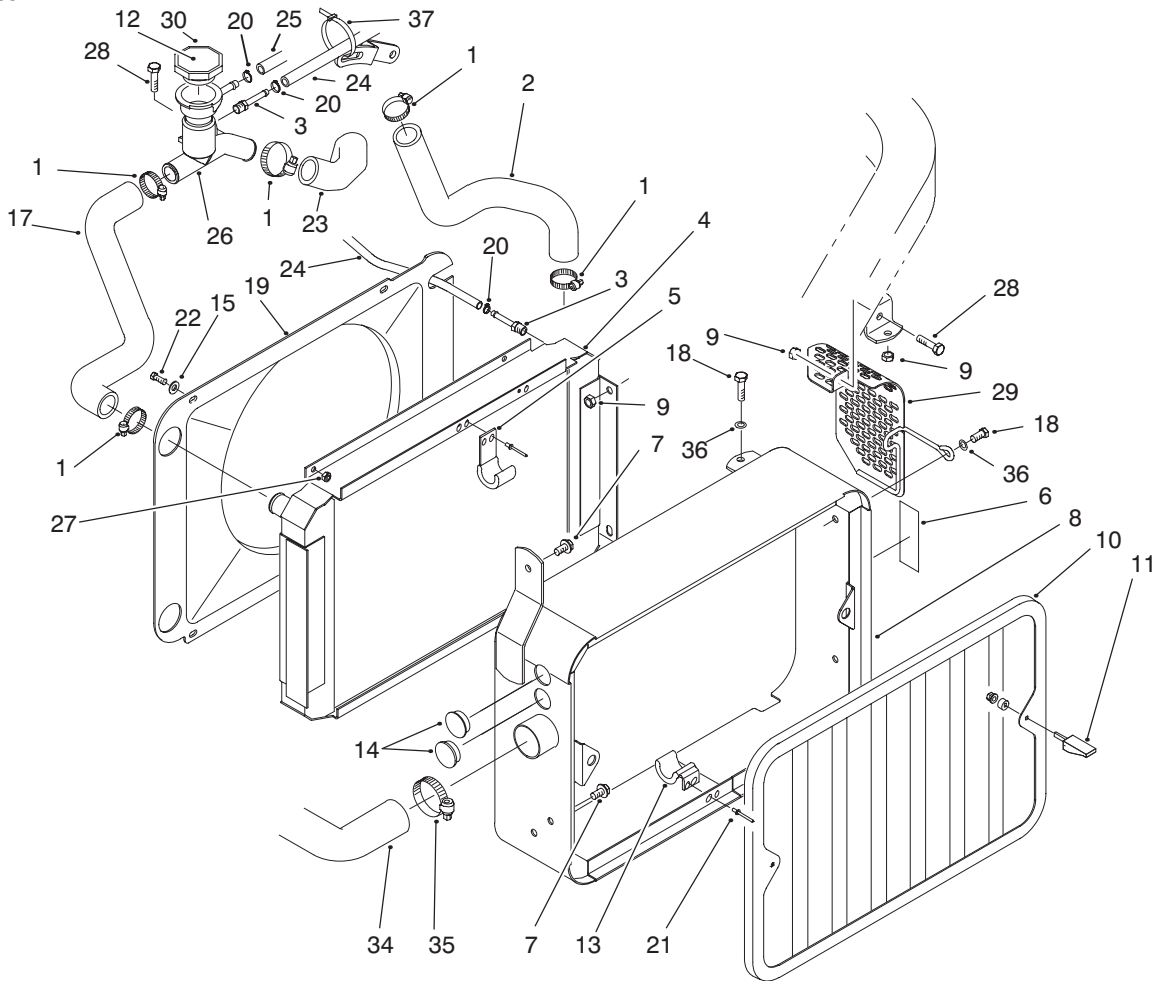


T-2272-4

HYDRAULIC RESERVOIR ASSEMBLY

Ref. No.	Part No.	Description	No. Used	Ref. No.	Part No.	Description	No. Used
1	354-78	Fitting - Hydraulic (Incl. Ref. 27)	1	18	33113-016	Screw - HH	3
2	340-2	Fitting - Hydraulic (Incl. Ref. 25 & 26)	1	19	353-988	Plug (Incl. Ref. 33)	1
3	93-2438	Clamp - Fuel Tank	1	20	68-6150	Breather - Air	1
4	32144-14	Screw - HH	2	21	94-9607	Hose - Formed	1
5	93-7160	Cap - Hydraulic Oil (Incl. Ref. #34-35)	1	22	94-4518	Hose - Assembly	1
6	93-2235	Tank - Hydraulic	1	23	2412-129	Clamp - Hose	2
7	340-9	Fitting - Hydraulic (Incl. Ref. 28 & 29)	1	24	93-2437	Plug - Serrated	1
8	93-2242	Filter Assembly - Oil (Incl. Ref. #37)	1	25	237-42	O-Ring	1
9	354-73	Fitting - Hydraulic, Barb (Incl. Ref. #29)	2	26	237-22	O-Ring	1
10	93-2236	Mount - Oil Filter	1	27	237-146	O-Ring	1
12	93-4637	Washer - Flat	4	28	237-58	O-Ring	1
13	240-11	Grommet	4	29	237-81	O-Ring	3
15	3256-1	Washer - Flat	3	30	2412-34	Clamp - Hose	1
16	33115-020	Screw - HH	6	31	93-2068	Hose - Pump Inlet	1
17	93-2275	Screen - Filler	1	32	94-4539	Hose Assembly	1
				33	237-79	O-Ring	1
				†34		Tether	1
				†35		Plug	1
				36	92-8020	Adapter - Breather	1
				37	75-1310	Element - Filter	1

†Not serviced separately

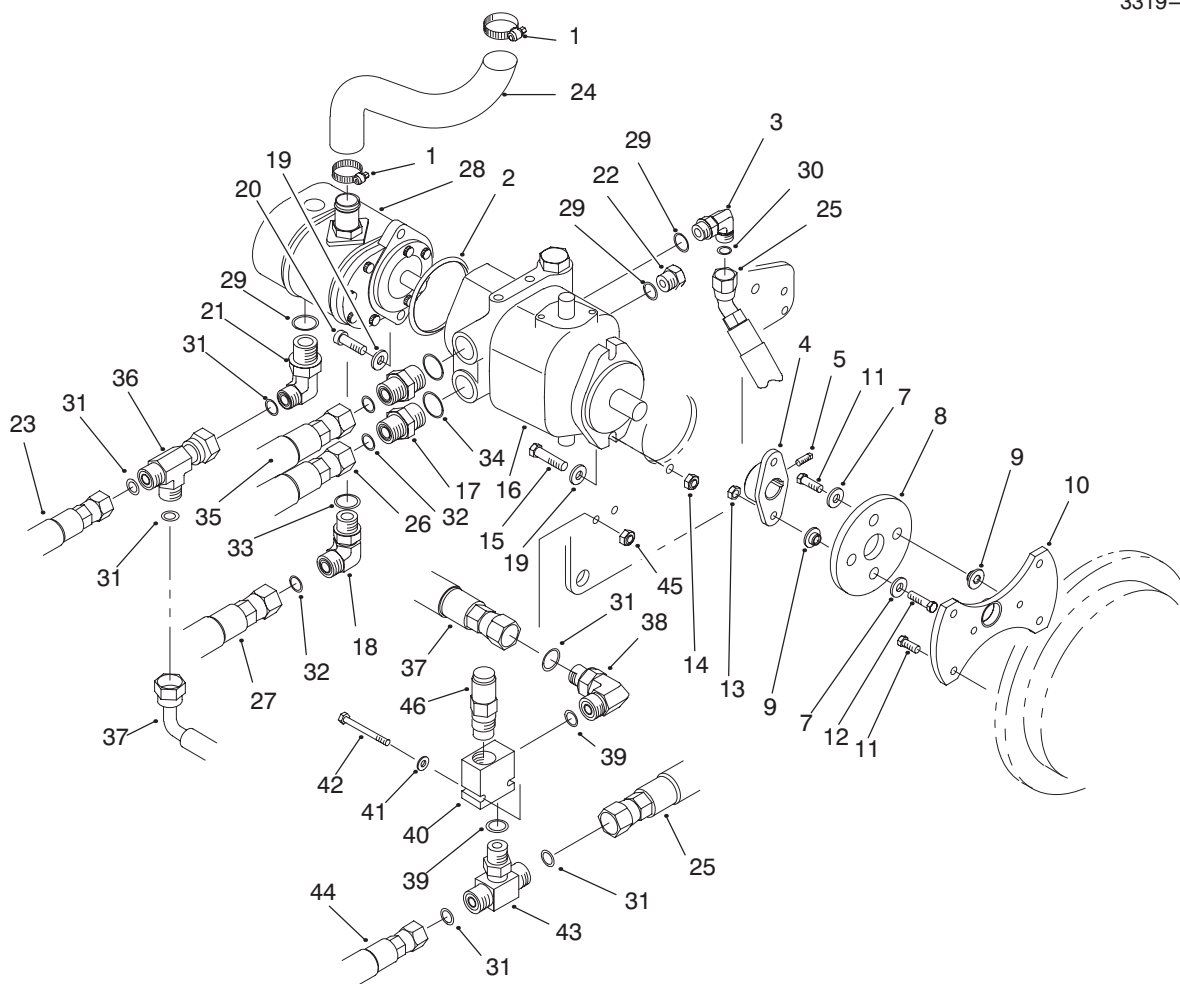


T-2274-3

RADIATOR ASSEMBLY

Ref. No.	Part No.	Description	No. Used
1	2412-34	Clamp - Hose	5
2	93-2031	Hose - Radiator	1
3	304-73	Fitting - Hydraulic Barb	2
4	93-2300	Radiator	1
5	93-2425	Bracket - Cooler Upper	2
6	93-6681	Decal - Warning	1
7	32144-14	Screw - HH	2
8	94-9623	Radiator Support Asm (Incl. Ref. #6)	1
9	33024-00	Nut - Lock	6
10	93-2050	Screen	1
11	74-5950	Latch - Swell	2
12	93-7840	Decal - Radiator Cap	1
13	93-2424	Bracket - Cooler Lower	2
14	94-4528	Plug	2
15	3256-22	Washer - Flat	4
17	93-2018	Hose - Radiator	1

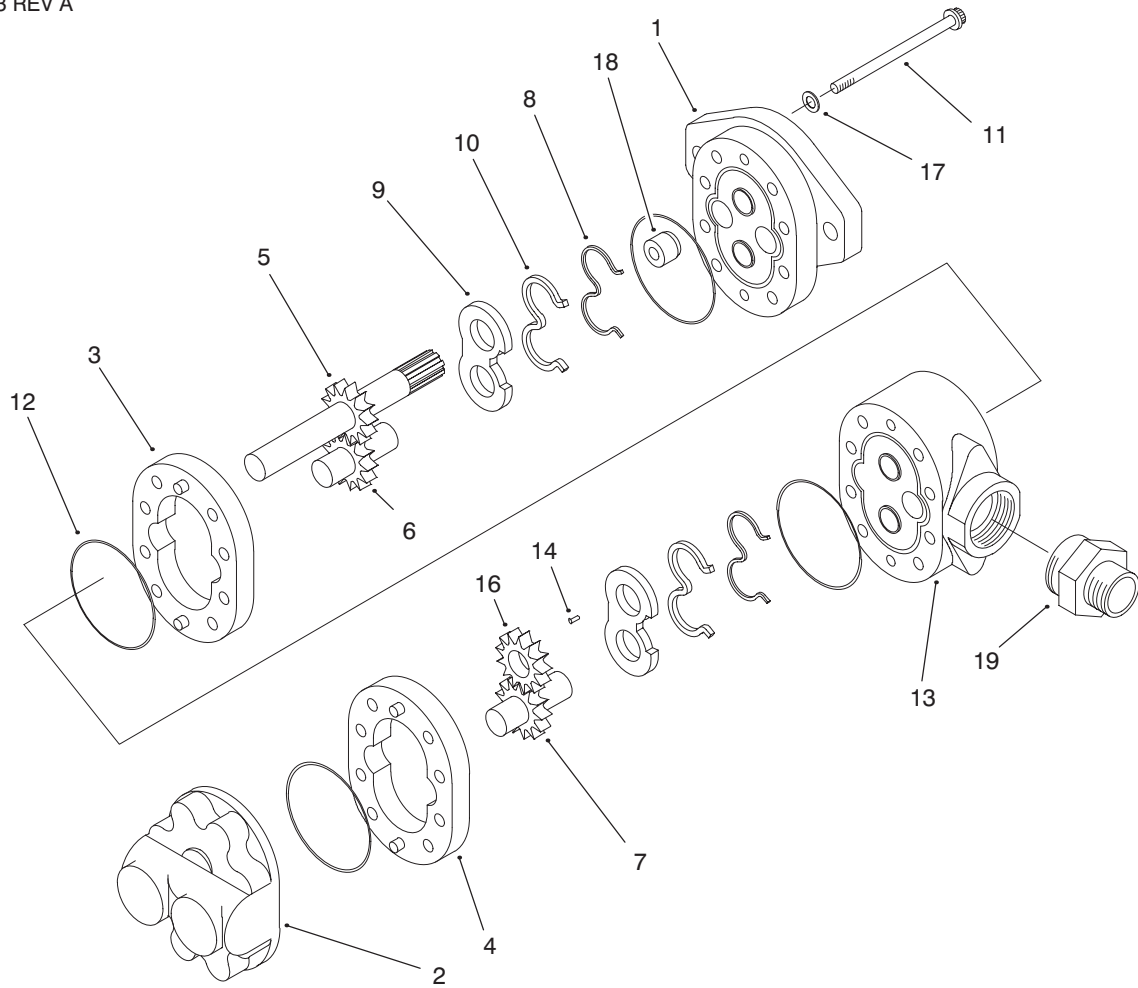
Ref. No.	Part No.	Description	No. Used
18	33114-020	Screw - HH	5
19	93-2320	Shroud - Fan	1
20	2412-108	Clamp - Hose	3
21	3269-15	Rivet - Pop	8
22	33113-016	Screw - HH	4
23	93-2016	Hose - Radiator	1
24	94-1349	Hose - Breather	1
25	93-2260	Hose - Expansion Tank	1
26	94-3473	Elbow Assembly - Radiator	1
27	33023-00	Nut - Lock	4
28	33114-016	Screw - HH	3
29	94-3480	Guard - Alternator	1
30	66-3240	Cap - Radiator	1
34	93-2035	Hose - Air Cleaner	1
35	2412-92	Clamp - Hose	1
36	3256-23	Washer - Flat	2
37	3290-378	Tie - Cable	1



T-2270-4

HYDRAULIC PUMP & HYDROSTAT ASSEMBLY

Ref. No.	Part No.	Description	No. Used	Ref. No.	Part No.	Description	No. Used
1	2412-34	Clamp - Hose	2	23	93-2252	Hose Assembly	1
2	60-3520	O-Ring	1	24	94-8174	Hose - Pump Inlet	1
3	340-18	Fitting - Hydraulic 90° (Incl. Ref. #29 & 31)	1	25	94-6384	Hose Assembly	1
4	93-2589	Hub - Pump	1	26	94-5355	Hose Assembly	1
5	3241-6	Screw - SQH	2	27	94-1332	Hose Assembly	1
7	3256-3	Washer - Flat	4	28	95-0533	Gear Pump	1
8	80-8650	Coupling - Rubber	1	29	237-79	O-Ring	3
9	27-6600	Spacer - Coupling	4	31	237-22	O-Ring	7
10	93-2170	Pump Adapter	1	32	237-65	O-Ring	3
11	33114-020	Screw - HH	6	33	237-80	O-Ring	1
12	33114-030	Screw - HH	2	34	237-81	O-Ring	2
13	33024-00	Nut - Lock	2	35	94-5356	Hose Assembly	1
14	33025-00	Nut - Lock	2	36	340-115	Fitting - Tee	1
15	33115-040	Screw - HH	2	37	94-8167	Hose Assembly	1
16	93-2586	Hydrostat	1	38	340-77	Fitting - Hydraulic 90°	1
17	340-8	Fitting - Hydraulic (Incl. Ref. #32 & 34)	2	39	237-42	O-Ring	2
18	340-17	Fitting - Hydraulic 90° (Incl. Ref. #32 & 33)	1	40	94-6385	Valve - Relief (Incl. Ref. #46)	1
19	3256-24	Washer - Flat	4	41	3256-22	Washer - Flat	2
20	3274-1	Screw - HSH	2	42	33113-050	Screw - HH	2
21	340-18	Fitting - Hydraulic 90° (Incl. Ref. #29 & 31)	1	43	340-94	Fitting - Tee	1
22	353-988	Plug (Incl. Ref. #29)	1	44	94-6383	Hose Assembly	1
				45	33023-00	Nut - Lock	2
				46	94-6386	Cartridge - Relief Valve	1



T-2392-1

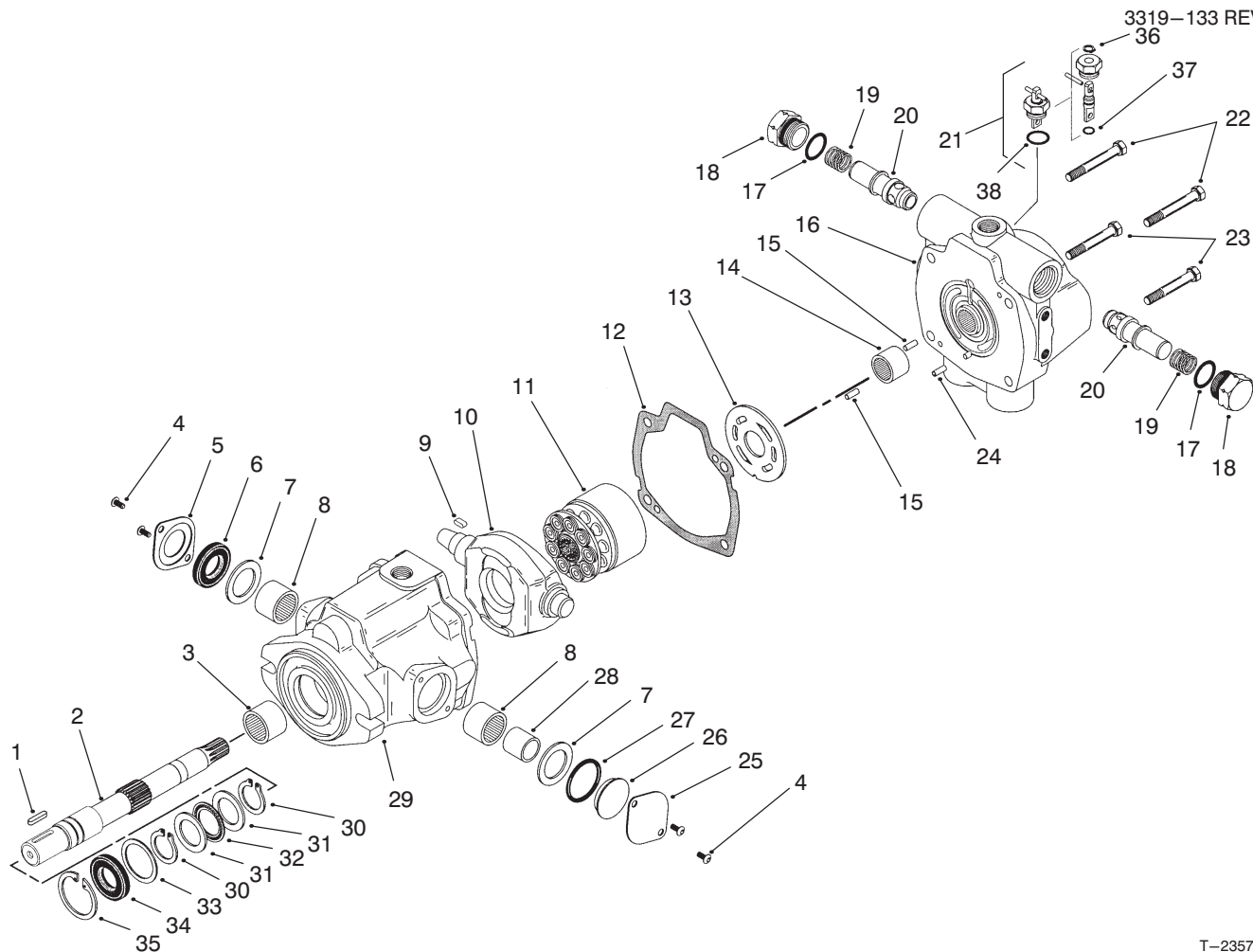
GEAR PUMP ASSEMBLY NO. 95-0533

Ref. No.	Part No.	Description	No. Used
†1		Plate – Front	1
†2		Plate – Back	1
†3		Body	1
†4		Body	1
†5		Gear – Drive	1
†6		Gear – Idler	1
†7		Gear – Idler	1
†8		Gasket – Backup	2
†9		Plate – Wear	2
†10		Seal – Pressure	2
11	94-8158	Screw – Cap	8

Ref. No.	Part No.	Description	No. Used
†12		O-Ring	4
†13		Plate – Adapter	1
†14		Key	1
†15		Tube	1
†16		Gear	1
17	94-8160	Washer	4
18	94-3011	Plug	1
†19		Fitting – Suction	1
*	94-8161	Kit – Seal Repair (Incl. Ref. #8,10, 12 & 17-18)	1

†Not Serviced Separately

*Not Illustrated



T-2357-1

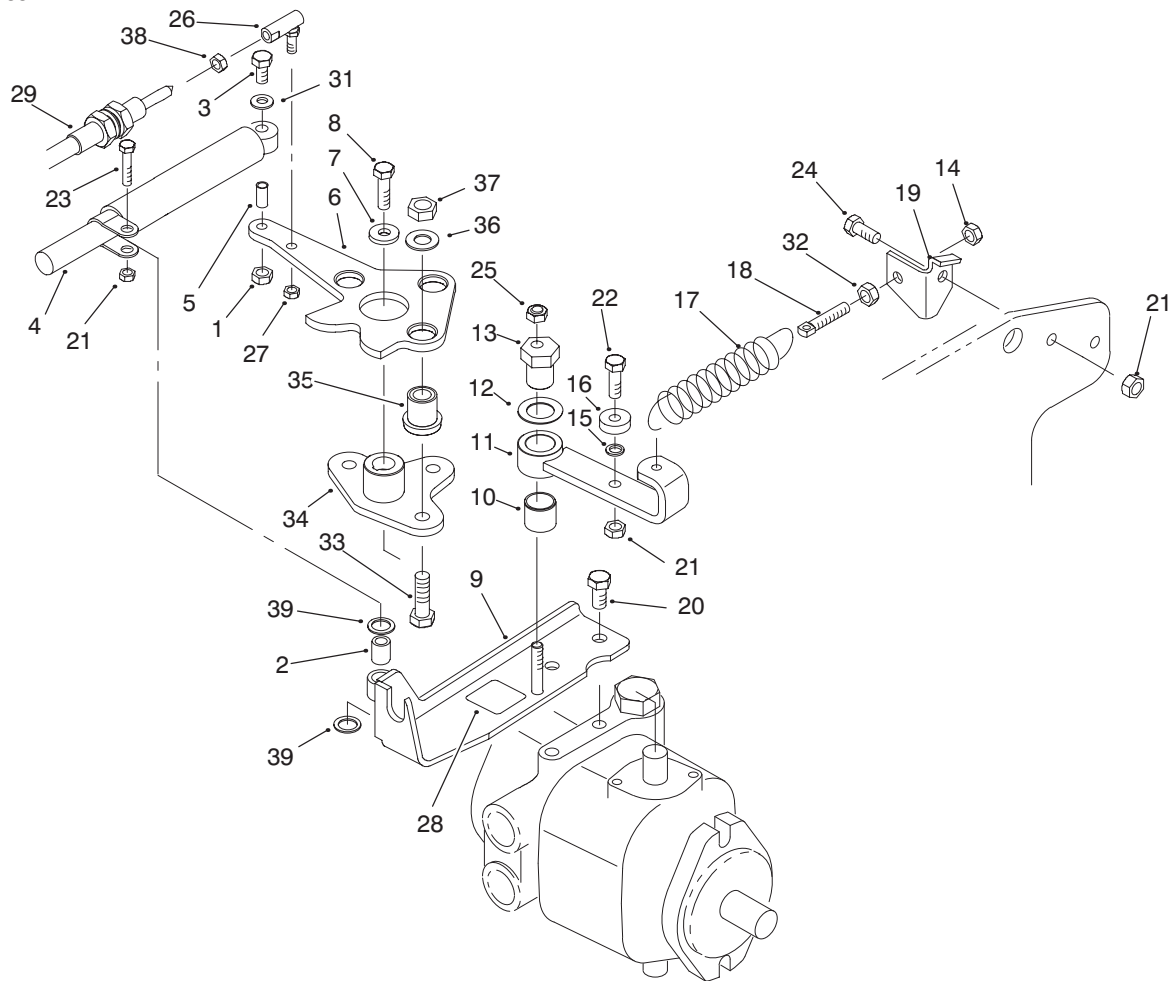
HYDROSTAT ASSEMBLY NO. 93-2586

Ref. No.	Part No.	Description	No. Used
1	94-3645	Key	1
2	94-6359	Shaft - Drive	1
3	94-6363	Bearing	1
4	60-6330	Screw	4
5	76-6080	Seal - Cover	1
6	76-6190	Seal - Shaft	1
7	76-6180	Washer	2
8	252-95	Bearing - Thrust	2
9	94-3646	Key	1
10	94-3643	Plate - Cam	1
11	76-6070	Rotating Kit Assembly	1
†12		Gasket	1
13	94-6360	Plate - Valve	1
14	94-6368	Bearing	1
15	76-6150	Pin - Dowel	2
16	94-6361	Back Plate Assembly (Incl. Ref. #14 & 24)	1
†17		O-Ring	4
18	70-1240	Plug Assembly (Incl. Ref. #17)	2
19	76-6200	Spring	2
20	94-3644	Seat	2

Ref. No.	Part No.	Description	No. Used
21	39-2080	Dump Valve Assembly	1
22	76-6170	Screw - Cap	2
23	76-6160	Screw - Cap	2
†24		Pin - Roll	1
25	76-6090	Cover - Trunion	1
26	76-6100	Cover - Trunion O-Ring	1
27	76-6140	O-Ring	1
28	33-3750	Race - Inner	1
29	94-3641	Housing Assembly (Incl. Ref. #3)	1
30	32151-29	Ring - Retaining	2
31	252-71	Race - Bearing	2
32	252-66	Bearing - Thrust	1
33	33-3720	Washer	1
34	42-2720	Seal - Shaft	1
35	32151-13	Ring - Retaining	1
†36		Ring - Retaining	1
†37		O-Ring	1
†38		O-Ring	1
*	94-6362	Seal Repair Kit (Incl. Ref. #6, 12, 17, 27, 30 & 34-38)	1

*Not Illustrated

†Not Serviced Separately

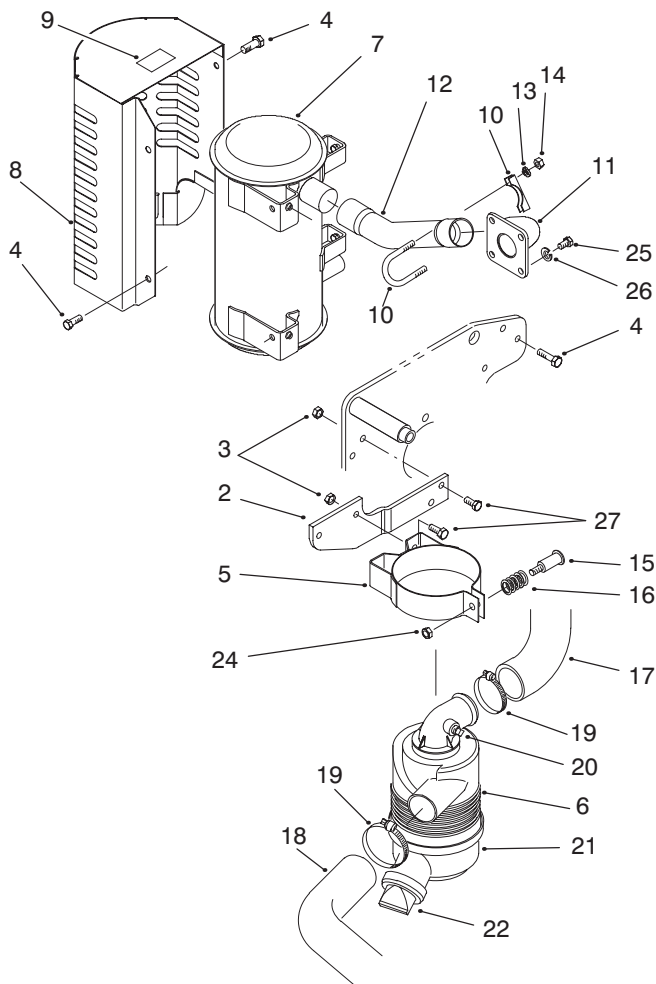


T-2228-3

NEUTRAL SYSTEM ASSEMBLY

Ref. No.	Part No.	Description	No. Used
1	33023-00	Nut - Lock	1
2	94-8197	Tube - Pivot	1
3	33113-030	Screw - HH	1
4	76-8870	Lever Damper Assembly	1
5	94-1312	Spacer - Pivot	1
6	94-3488	Lever - Pump	1
7	88-7200	Washer - Pivot	1
8	3210-6	Screw - HH	1
9	94-9603	Cable Support	1
10	94-9609	Bushing - Straight	1
11	94-4527	Neutral Arm	1
12	3-6498	Washer - Thrust	1
13	93-2111	Stud - Traction	1
14	3296-4	Nut - Lock Elastic	1
15	75-5470	Spacer	1
16	251-259	Bearing - Ball	1
17	94-1369	Spring - Ext.	1
18	18-6380	Pin	1
19	94-3491	Bracket - Spring	1

Ref. No.	Part No.	Description	No. Used
20	323-4	Screw - HH	2
21	33024-00	Nut - Lock	3
22	33114-025	Screw - HH	1
23	33114-030	Screw - HH	1
24	33114-020	Screw - HH	1
25	3296-29	Nut - Hex	1
26	2411-34	Ball Joint	1
27	3296-13	Nut - Lock	1
28	93-9051	Decal - Eccentric Bolt	1
29	93-2099	Cable - Traction Control	1
31	3256-22	Washer - Flat	1
32	3220-2	Nut - Jam	1
33	33115-035	Screw - HH	3
34	94-3486	Plate	1
35	63-9750	Mount - Rubber	3
36	2844	Washer	3
37	33025-00	Nut - Lock	3
38	3220-1	Nut - Jam	1
39	94-8196	Washer - Nylon	2

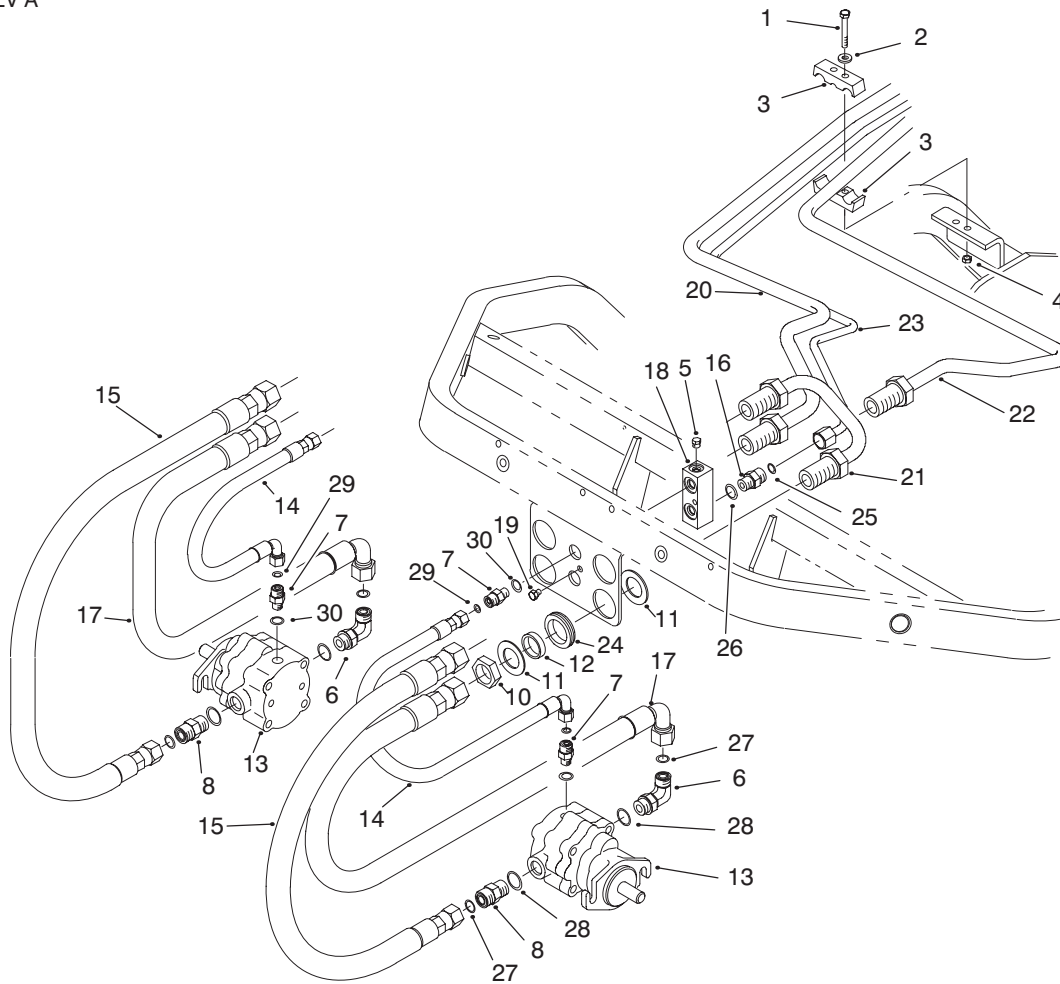


T-2291-3

MUFFLER & AIR CLEANER ASSEMBLY

Ref. No.	Part No.	Description	No. Used	Ref. No.	Part No.	Description	No. Used
2	94-5359	Bracket – Air Cleaner	1	12	93-2183	Pipe – Exhaust	1
3	33024-00	Nut – Lock	4	13	3253-4	Washer – Lock	4
4	33114-020	Screw – HH	6	14	3217-6	Nut – Hex.	4
5	93-2191	Mounting Band Assembly (Incl. Ref. #24-26)	1	15	94-3653	Bolt	1
6	93-2190	Air Cleaner Assembly (Incl. Ref. #20-23)	1	16	94-3654	Spring – Compression	1
7	94-8153	Muffler	1	17	93-2423	Hose – Air Cleaner	1
*	94-8157	Arrester – Spark (Optional)	1	18	93-2035	Hose – Air Cleaner	1
8	94-9629	Muffler Shield Asm (Incl. Ref. #9)	1	19	2412-92	Clamp – Hose	2
9	93-8069	Decal – Hot Surface	1	20	285-17	Plug	1
10	2112-9	Clamp (Incl. Ref. #13 & 14)	2	21	94-3652	Cover Assembly	1
11	93-2185	Exhaust Bracket	1	22	94-1414	Valve	1
				*23	93-2195	Element – Air Cleaner	1
				24	48-9510	Nut – Lock	1
				25	33114-025	Screw – HH	4
				26	3253-4	Washer – Spring Lock	4
				27	33114-020	Screw – Hex. Hd.	4

*Not Illustrated

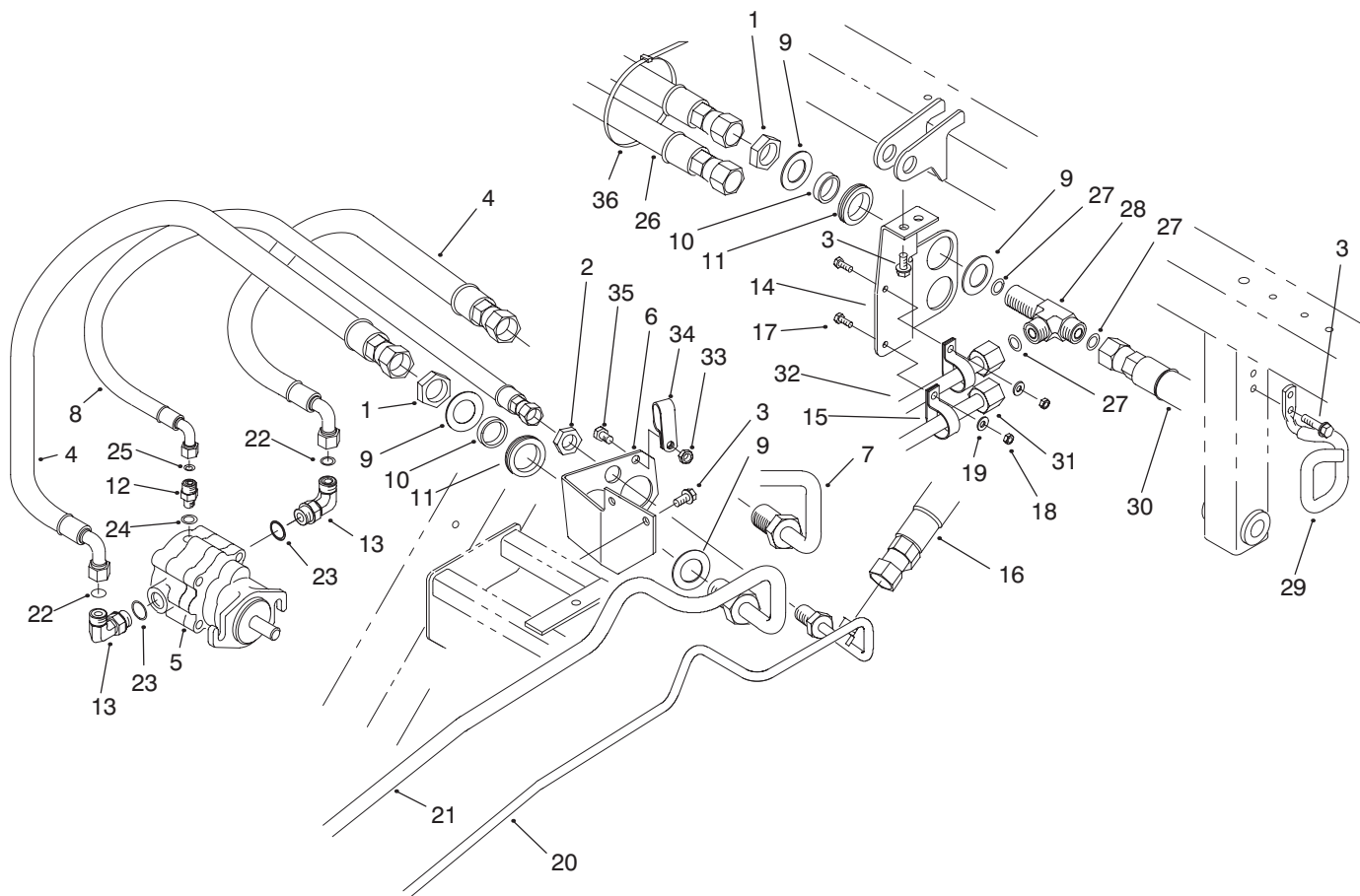


T-2240-1

REEL MOTOR INSTALLATION ASSEMBLY – RH & LH

Ref. No.	Part No.	Description	No. Used
1	33113-050	Screw – HH	2
2	3256-1	Washer – Flat	2
3	93-2509	Clamp – Tube	2
4	33023-00	Nut – Lock NI	2
5	353-991	Plug	1
6	340-98	Fitting – Hydraulic 90° (Incl. Ref. #27-28)	2
7	340-92	Fitting – Hydraulic (Incl. Ref. #29-30)	4
8	340-4	Fitting – Hydraulic (Incl. Ref. #27-28)	2
10	340-74	Nut – Bulkhead	4
11	69-9010	Washer	8
12	69-9000	Spacer	4
13	93-1375	Reel Motor	2
14	93-2264	Hose Assembly	2
15	95-2908	Hose Assembly	2

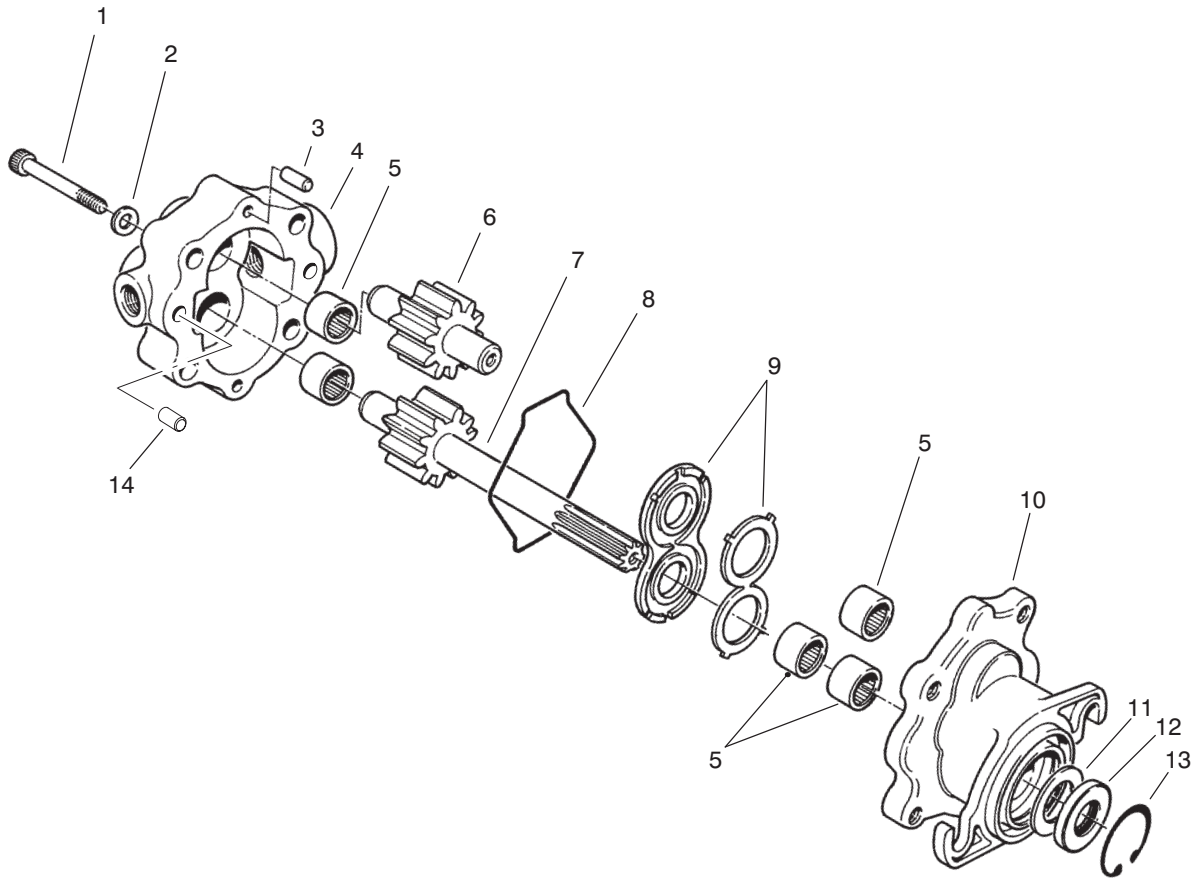
Ref. No.	Part No.	Description	No. Used
16	340-2	Fitting – Hydraulic (Incl. Ref. #25-26)	1
17	95-2909	Hose Assembly	2
18	93-2238	T-Block (Incl. Ref. #5)	1
19	33113-008	Screw – HH	1
20	94-1318	Tube – Hydraulic	1
21	94-1319	Tube – Hydraulic	1
22	94-1320	Tube – Hydraulic	1
23	94-1321	Tube – Hydraulic	1
24	240-3	Grommet – Rubber	4
25	237-22	O-Ring	1
26	237-42	O-Ring	1
27	237-30	O-Ring	4
28	237-79	O-Ring	4
29	237-21	O-Ring	4
30	237-78	O-Ring	4



T-2241-2

REEL MOTOR INSTALLATION ASSEMBLY – REAR

Ref. No.	Part No.	Description	No. Used	Ref. No.	Part No.	Description	No. Used
1	340-74	Nut – Bulkhead	4	19	3256-22	Washer – Flat	2
2	340-70	Nut – Bulkhead	1	20	94-1321	Tube – Hydraulic	1
3	32144-14	Screw – HH	6	21	94-1318	Tube – Hydraulic	1
4	95-2907	Hose Assembly	2	22	237-30	O-Ring	2
5	93-1375	Reel Motor	1	23	237-79	O-Ring	2
6	94-1316	Bracket – Bulkhead	1	24	237-78	O-Ring	1
7	94-1317	Tube – Hydraulic	1	25	237-21	O-Ring	1
8	94-1328	Hose Assembly	1	26	94-5357	Hose Assembly	2
9	69-9010	Washer	8	27	237-65	O-Ring	3
10	69-9000	Spacer	4	28	94-5350	Fitting – Bulkhead Tee (Incl. Ref. #27)	2
11	240-3	Grommet – Rubber	4	29	94-5352	Retainer – Hose	1
12	340-92	Fitting – Hydraulic (Incl. Ref. #24-25)	1	30	94-5358	Hose Assembly	2
13	340-98	Fitting – Hydraulic 90° (Incl. Ref. #22-23)	2	31	94-5353	Tube – Hydraulic	1
14	94-8155	Bracket – Bulkhead	1	32	94-5354	Tube – Hydraulic	1
15	2412-134	Clamp – R	2	33	33024-00	Nut – Lock	1
16	94-4539	Hose Assembly	1	34	2412-137	Clamp – Tube, Double	1
17	33113-020	Screw – HH	2	35	33114-020	Screw – HH	1
18	33023-016	Nut – Lock NI	2	36	3290-378	Tie – Cable	1



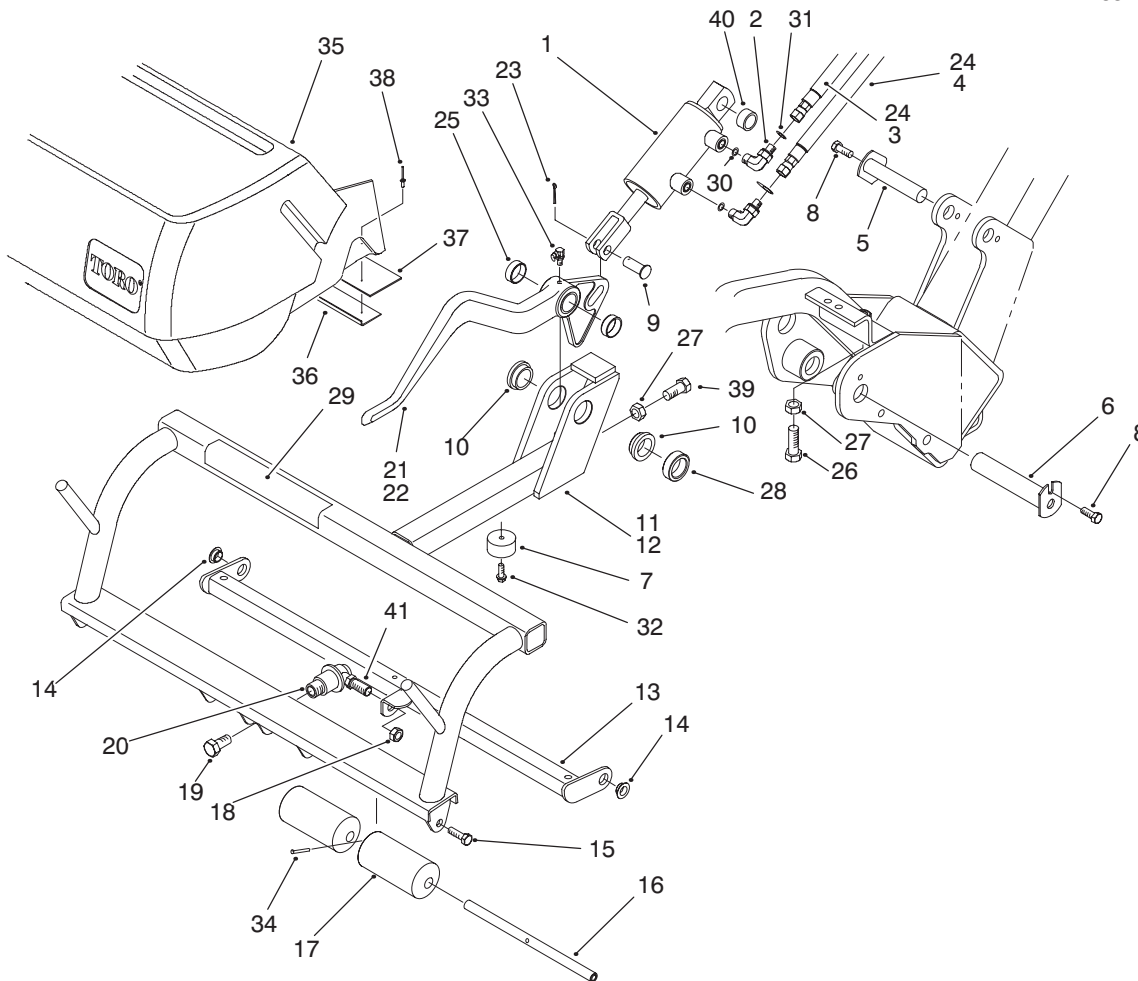
T-1872-2

REEL MOTOR ASSEMBLY NO. 93-1375

Ref. No.	Part No.	Description	No. Used
1	354-50	Screw-Hex Socket Hd.	4
2	354-51	Washer	4
3	353-599	Pin-Dowel	2
4	93-3614	Assembly - Cover (Incl. Ref. #5)	1
†5		Bearing-Needle	5
6	93-3616	Assembly - Idler Gear	1
7	93-3615	Assembly - Drive Shaft	1
8	354-46	Ring-Seal	1

Ref. No.	Part No.	Description	No. Used
9	74-3810	Assembly - Load Plate	1
10	92-8795	Assembly - Body (Incl. Ref. #5)	1
†11		Spacer	1
†12		Seal-Shaft	1
13	32151-41	Ring - Retaining	1
14	92-8796	Pin - Dowel	2
*	92-8863	Repair Kit (Incl. Ref. #8, & 11-13)	1

*Not Illustrated
†Not Serviced Separately

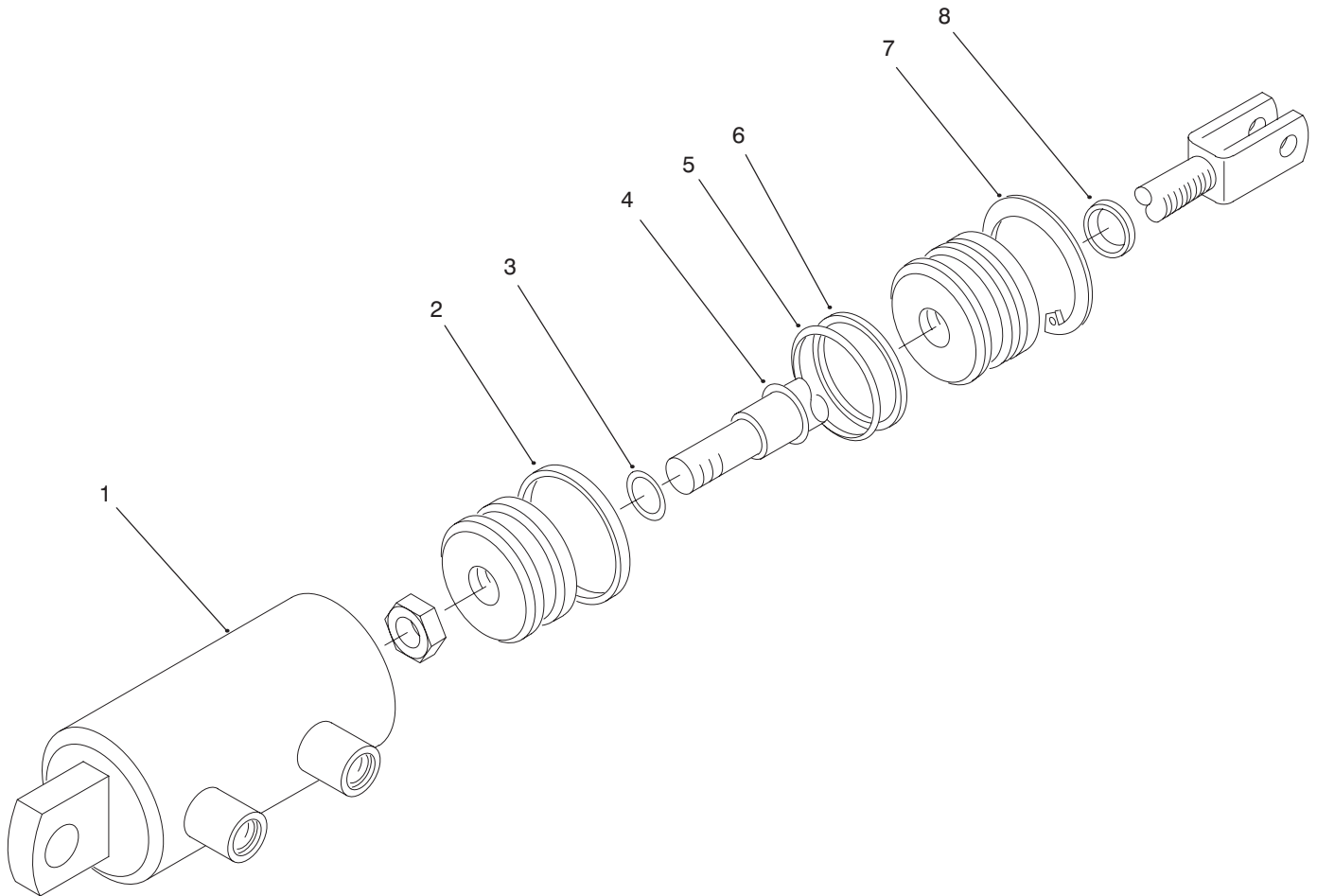


T-2230-3

PULL FRAME ASSEMBLY – RH & LH

Ref. No.	Part No.	Description	No. Used	Ref. No.	Part No.	Description	No. Used
1	93-2246	Hydraulic Cylinder Assembly	2	21	93-2405	Lift Arm – RH	1
2	340-132	Fitting – Hydraulic 90° (Incl. Ref. #30-31)	4	22	93-2407	Lift Arm – LH	1
3	93-2255	Hose Assembly	1	23	3272-11	Pin – Cotter	2
4	93-2256	Hose Assembly	1	24	93-2254	Hose Assembly	2
5	10-6060	Pin – Ram Pivot	2	25	92-8995	Bushing – Straight	4
6	94-8198	Pin	2	26	325-6	Screw – HH	2
7	94-4548	Bumper	2	27	3218-5	Nut – Jam	4
8	32144-14	Screw – HH	4	28	93-2384	Spacer – Carrier	2
9	283-8	Pin – Clevis	2	29	93-8064	Decal – Warning	2
10	94-9610	Bushing – Flange	4	30	237-78	O-Ring	4
11	94-9625	Carrier – RH (Incl. Ref. #10 & 29)	1	31	237-21	O-Ring	4
12	94-9624	Carrier – LH (Incl. Ref. #10 & 29)	1	32	32144-44	Screw – HWH	2
13	94-3483	Pull Arm	2	33	302-60	Fitting – Grease 90°	2
14	93-2368	Bushing – Flange	4	34	32121-6	Pin – Roll	4
15	3211-2	Screw – HH	8	35	94-8172	Grass Basket Assembly (Incl. Ref. #36-38)	2
16	93-2363	Shaft – Roller	4	36	95-2903	Angle – Basket Seal	2
17	93-2362	Roller – Anti Scalp	8	37	93-2551	Seal – Basket	2
18	3296-19	Nut – Lock	2	38	3290-382	Rivet – Pop	16
19	3213-1	Screw – HH	2	39	325-4	Screw – HH	2
20	94-9647	Ball Joint (Incl. Ref. #41)	2	40	74-3730	Spacer – Cylinder	2
				41	94-9648	Ball Stud	2
				*	65-8320	Bar – Guage	1

* Not Illustrated.



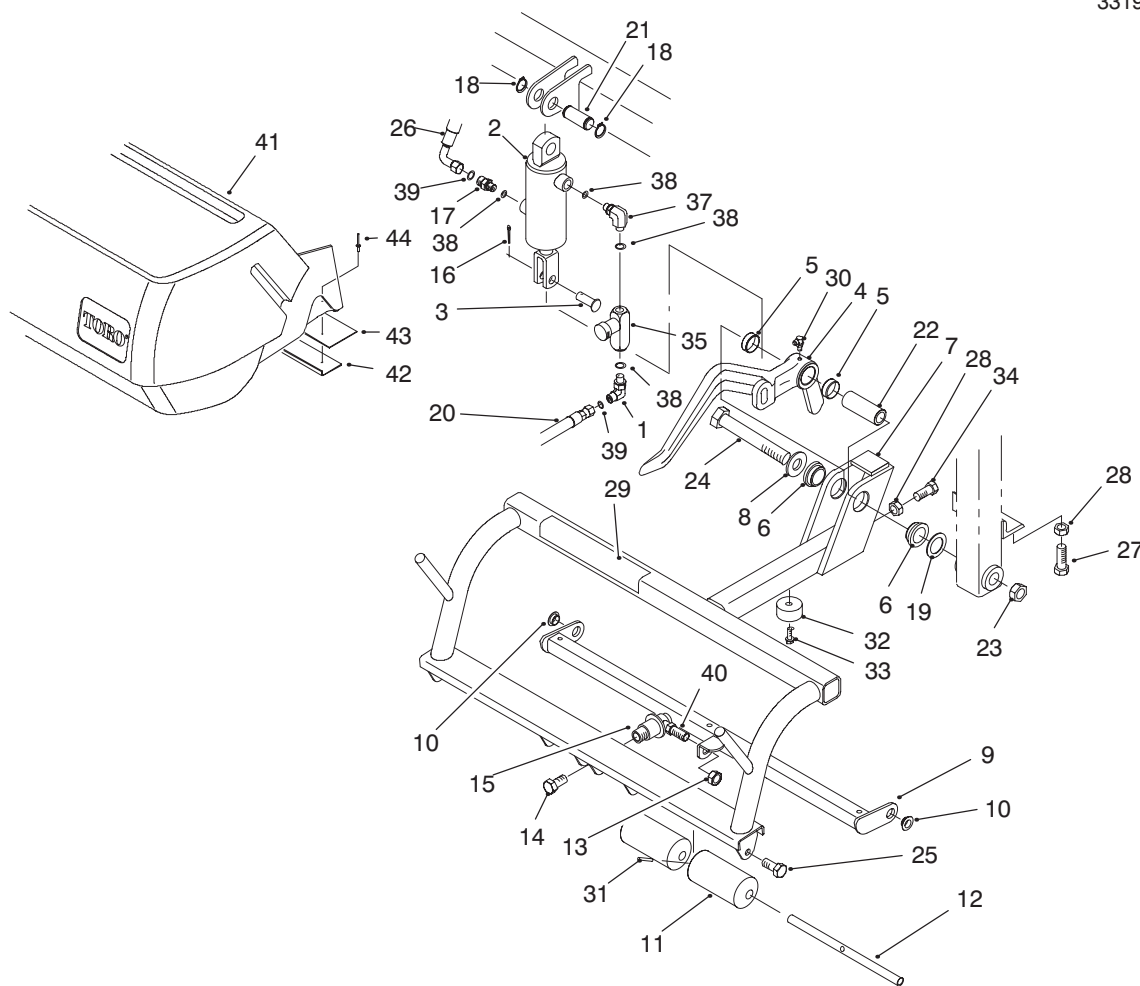
T-2299-1

HYDRAULIC CYLINDER NO. 93-2246

Ref. No.	Part No.	Description	No. Used
†1		Barrel	1
†2		Uniring	1
†3		O-Ring	1
†4		Seal - PDF	1
†5		O-Ring	1

Ref. No.	Part No.	Description	No. Used
†6		Washer - Back-Up	1
7	32120-8	Ring - Retaining	1
†8		Seal - Dust	1
*	86-5390	Kit - Seal, Repair (Incl. Ref. #2-6 & 8)	1

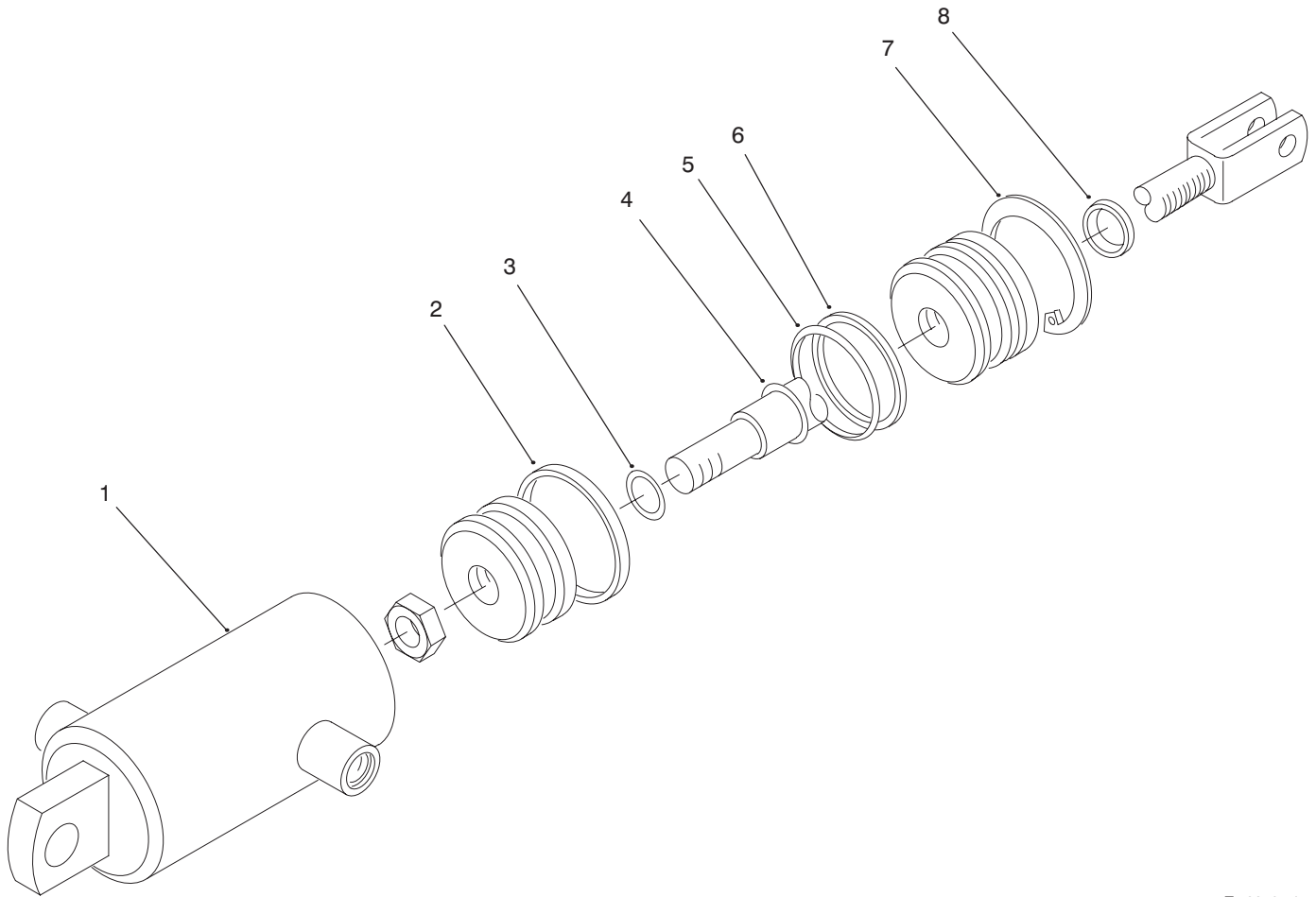
†Not Serviced Separately



T-2231-5

PULL FRAME ASSEMBLY – REAR

Ref. No.	Part No.	Description	No. Used	Ref. No.	Part No.	Description	No. Used
1	340-132	Fitting – Hydraulic 90° (Incl. Ref. #38 & 39)	1	22	94-8199	Tube – Pivot	1
2	94-6357	Hydraulic Cylinder Assembly	1	23	3296-53	Nut – Hex	1
3	283-8	Pin – Clevis	1	24	327-17	Screw – HH	1
4	93-2403	Lift Arm – Center	1	25	3211-2	Screw – HH	4
5	92-8995	Bushing – Straight	2	26	94-3477	Hose Assembly	1
6	94-9610	Bushing – Flange	2	27	325-6	Screw – HH	1
7	94-9626	Center Carrier Asm (Incl. Ref. #6 & 29)	1	28	3218-5	Nut – Jam	2
8	3256-7	Washer – Flat	1	29	93-8064	Decal – Warning	1
9	94-3483	Pull Arm	1	30	302-60	Fitting – Grease 90°	1
10	93-2368	Bushing – Flange	2	31	32121-6	Pin – Roll	2
11	93-2362	Roller – Anti Scalp	4	32	94-4548	Bumper – Recessed	1
12	93-2363	Shaft – Roller	2	33	32144-44	Screw – HWH	1
13	3296-19	Nut – Lock	1	34	325-4	Screw – HH	1
14	3213-1	Screw – HH	1	35	93-7489	Valve – Flow Control	1
15	94-9647	Ball Joint (Incl. Ref. #40)	1	37	95-2927	Fitting – Hydraulic 90° (Incl. Ref. #38)	1
16	3272-11	Pin – Cotter	1	38	237-78	O-Ring	4
17	95-1639	Fitting – Hydraulic (Incl. Ref. #38 & 39)	1	39	237-21	O-Ring	2
18	32120-72	Ring – Retaining, Ext.	2	40	94-9648	Ball Stud	1
19	63-2290	Washer – Thrust	1	41	94-8172	Grass Basket Assembly (Incl. Ref. #42-44)	1
20	93-2258	Hose Assembly	1	42	95-2903	Angle – Basket Seal	1
21	94-3452	Pin – Cylinder	1	43	93-2551	Seal – Basket	1
				44	3290-382	Rivet – Pop	8



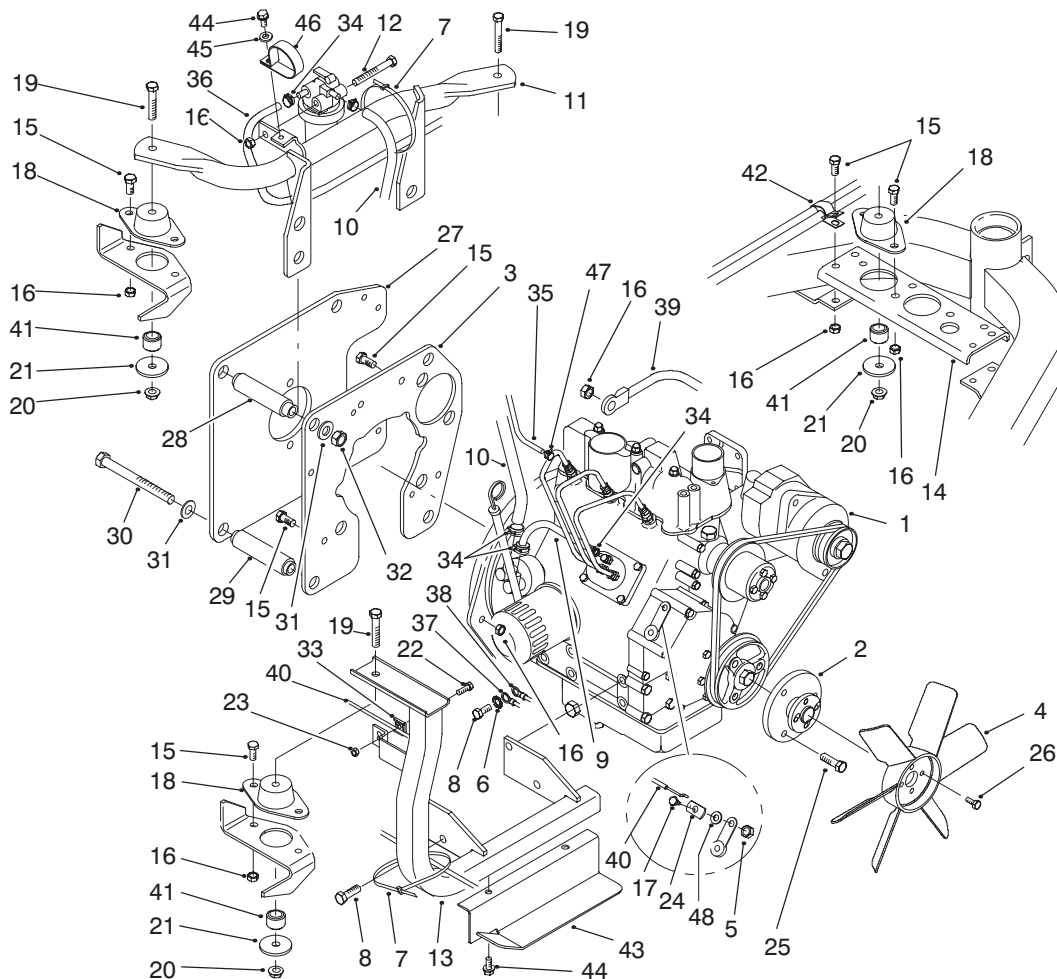
T-2358-1

HYDRAULIC CYLINDER NO. 94-6357

Ref. No.	Part No.	Description	No. Used
†1		Barrel	1
†2		Uniring	1
†3		O-Ring	1
†4		Seal - PDF	1
†5		O-Ring	1

Ref. No.	Part No.	Description	No. Used
†6		Washer - Back-Up	1
7	32120-8	Ring - Retaining	1
†8		Seal - Dust	1
*	86-5390	Kit - Seal, Repair (Incl. Ref. #2-6 & 8)	

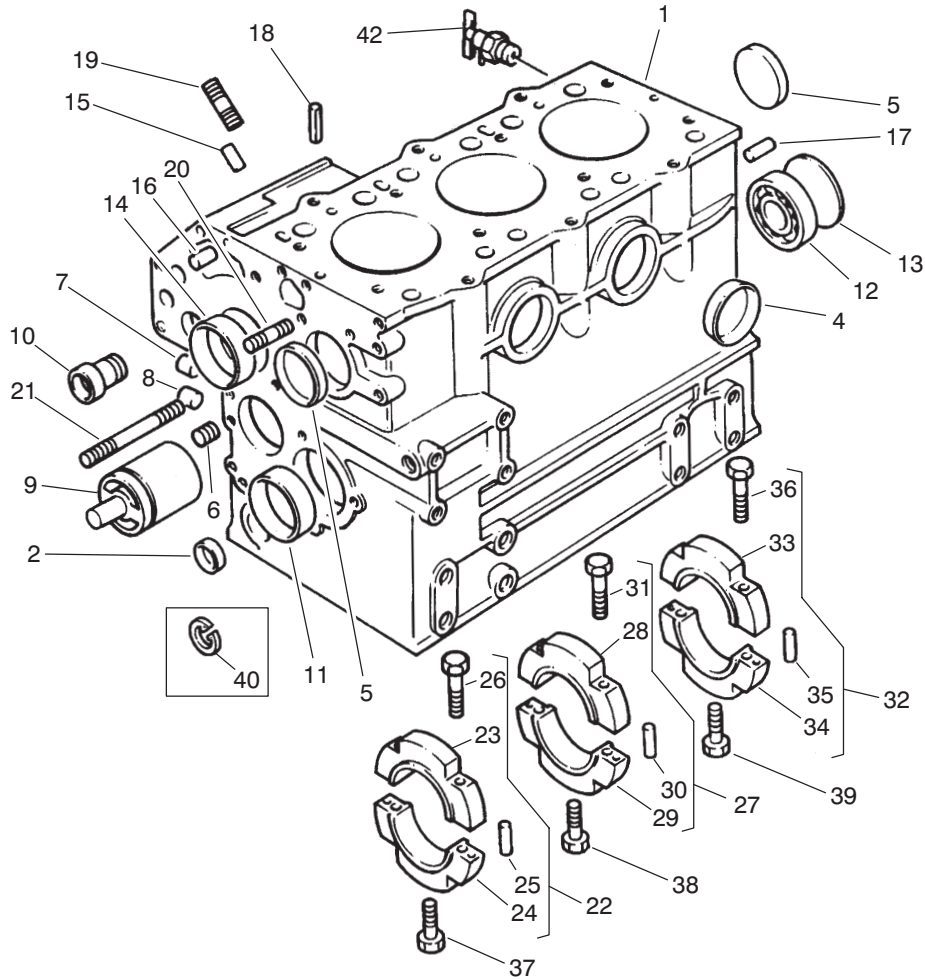
†Not Serviced Separately



T-2273-3

ENGINE INSTALLATION ASSEMBLY

Ref. No.	Part No.	Description	No. Used	Ref. No.	Part No.	Description	No. Used
1	95-0535	Engine - Perkins (Incl. Ref. #4)	1	25	33114-020	Screw - HH	3
2	93-2152	Adapter - Fan	1	26	33113-016	Screw - HH	4
3	93-2151	Plate - Backing	1	27	93-2173	Plate - Pump	1
4		Fan	1	28	93-2177	Spacer - Upper	2
5	3296-27	Nut - Lock	1	29	93-2178	Spacer - Lower	2
6	3254-3	Washer - Lock	1	30	33116-130	Screw - HH	4
7	3290-378	Tie - Cable	2	31	3256-26	Washer - Flat	8
8	33115-020	Screw - HH	5	32	33026-00	Nut - Lock	4
9	93-2043	Hose - Fuel	1	33	81-1690	Clamp - Throttle Cable	1
10	93-2260	Hose - Expansion Tank	1	34	94-8191	Clamp - Hose	5
11	93-2160	Engine Mount - Rear	1	35	93-2298	Hose - Fuel	1
12	33114-070	Screw - HH	1	36	93-2230	Hose - Fuel	1
13	93-2155	Engine Mount - Front	1	37	93-2344	Cable - Battery Negative	1
14	93-2020	Bracket - Support	1	38	93-2340	Wire Harness	1
15	33114-020	Screw - HH	14	39	93-2343	Cable - Battery Positive	1
16	33024-00	Nut - Lock	14	40	93-2322	Cable - Throttle Control	1
17	94-1390	Screw - Shoulder	1	41	94-4538	Spacer - Mount	3
18	83-1030	Mount - Engine	3	42	92-5753	Clamp - Hose, Double	1
19	323-11	Screw - HH	3	43	94-8156	Shield - Dust	1
20	3290-357	Nut - Lock, Flange	3	44	32144-14	Screw - HWH	3
21	41-4430	Plate - Washer	3	45	3256-23	Washer - Flat	1
22	32105-13	Screw - HH	1	46	2412-107	Clamp - R	1
23	3296-2	Nut - Lock	1	47	94-8189	Clamp - Hose	1
24	92-3154	Tab - Throttle	1	48	3256-51	Washer - Flat	1



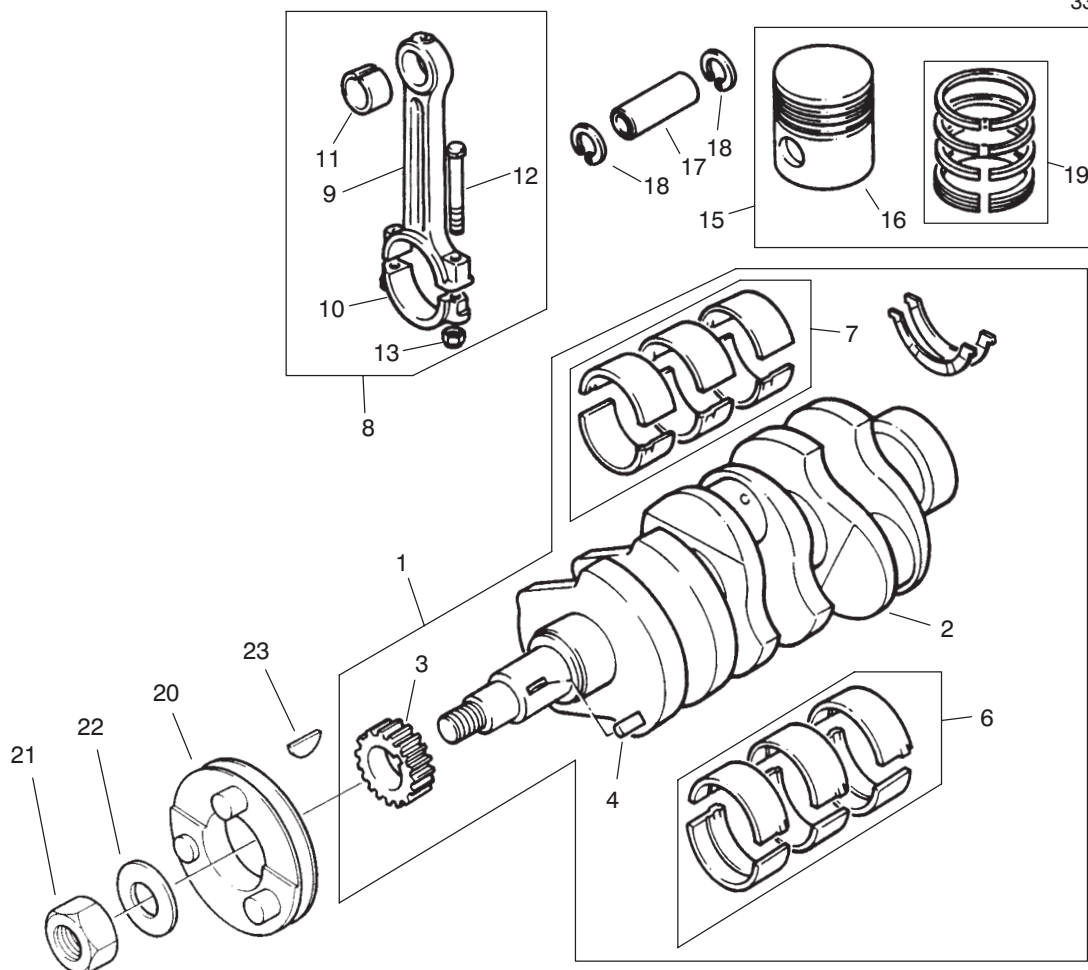
T-1377-1

CYLINDER BLOCK ASSEMBLY

Ref. No.	Part No.	Description	No. Used	Ref. No.	Part No.	Description	No. Used
1	110186150	Kit – Cylinder Block	1	23		Cap	1
2	064200015	Plug	1	24		Cap	1
4	064200040	Plug	2	25	030500612	Dowel	2
5	064200040	Plug	2	26	010810840	Screw	2
6	198466050	Plug	3	27	110156230	Holder	
7	198466010	Plug	4			(Incl. Ref. #28 & 29)	1
8	198466070	Plug	2	28		Cap	1
9	165296160	Shaft	1	29		Cap	1
10	198517090	Bush	1	30	030500612	Dowel	2
11	198517300	Bush	1	31	010810840	Screw	2
*	198517304	Bush, 0.25mm u/s	1	32	110156240	Holder	
*	198517307	Bush, 0.50mm u/s	1			(Incl. Ref. #33 & 34)	1
12	040106203	Bearing – Ball	1	33		Cap	1
13	064100045	Plug	1	34		Cap	1
14	042303015	Bush	1	35	030500612	Dowel	2
15	030500512	Dowel	2	36	010810840	Screw	2
16	030500616	Dowel	2	37	011310850	Screw	1
17	030500820	Dowel	2	38	011310850	Screw	1
18	030309005	Pin	2	39	010700845	Screw	2
19	012100620	Stud	2	40	036509005	Circlip	1
20	012100635	Stud	1	41	064200018	Plug	2
21	012100660	Stud	1	42	198736052	Cock	1
22	110156220	Holder		*	195906840	Kit – Gasket	1
		(Incl. Ref. #23 & 24)	1				

NOTE: Obtain replacement parts from your local Perkins Dealer.

*Not Illustrated



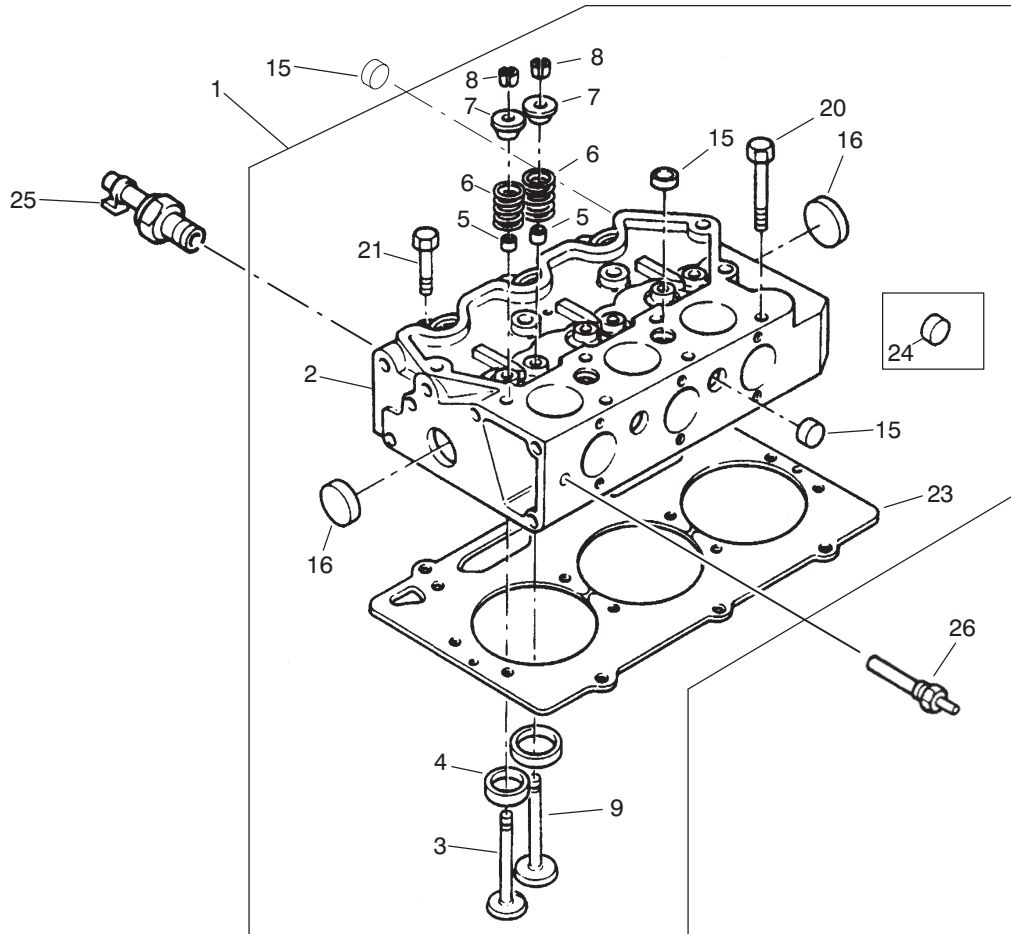
T-2174-3

CRANKSHAFT ASSEMBLY

Ref. No.	Part No.	Description	No. Used	Ref. No.	Part No.	Description	No. Used
1	115236020	Kit – Crankshaft (Inc. Ref. #2)	1	13	020109103	Nut	2
2		Crankshaft	1	14	115017090	Kit – Piston, Std.	3
3	115276210	Gear	1	*	115017100	Kit – Piston, 0.5mm o/s	1
4	030509020	Key	1	15	115016960	Kit – Piston, Std. (Incl. Ref. #16)	1
6	198586030	Kit – Bearing, Std.	1	*	115016970	Kit – Piston, 0.5mm o/s (Incl. Ref. #16)	1
*	198586034	Kit – Bearing, 0.25mm u/s	1	16		Piston	1
*	198586037	Kit – Bearing, 0.50mm u/s	1	17	115326260	Pin	1
7	198586060	Kit – Bearing, Std.	1	18	036500019	Circlip	2
*	198586064	Kit – Bearing, 0.25mm u/s	1	19	115107400	Kit – Piston Ring, Std.	1
*	198586067	Kit – Bearing, 0.50mm u/s	1	*	115107410	Kit – Piston Ring, 0.5mm o/s	1
8	115026240	Connecting Rod Assembly (Incl. Ref. # 9 & 10)	3	20	115396742	Pulley	1
9		Rod	1	21	020800018	Nut	1
10		Cap	1	22	026200018	Washer	1
11	198517325	Bushing	1	23	134100508	Key	1
12	115176130	Screw	2				

NOTE: Obtain replacement parts from your local Perkins Dealer.

*Not Illustrated



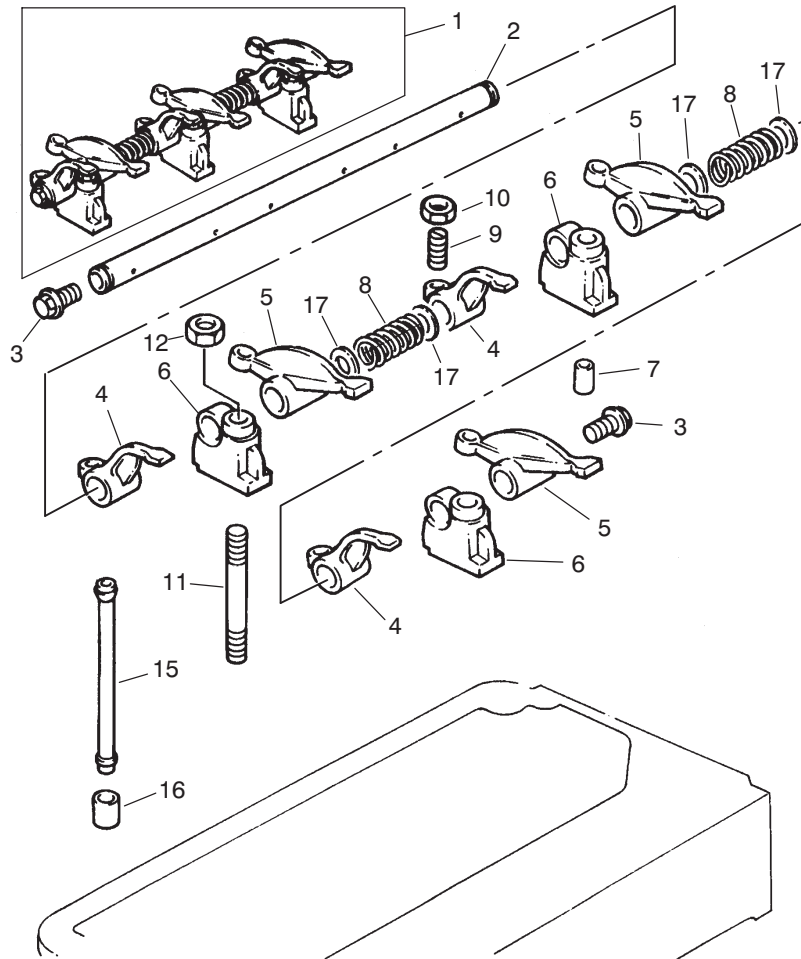
T-2175-1

CYLINDER HEAD ASSEMBLY

Ref. No.	Part No.	Description	No. Used	Ref. No.	Part No.	Description	No. Used
1	111016911	Kit – Cylinder Head	1	13	120186100	Cap	3
2	111086030	Kit – Cylinder Head	1	14	120226080	Cotter	6
3	120166280	Valve Inlet	3	15	198466070	Plug	4
4	110136290	Insert	3	16	064200022	Plug	3
5	120406080	Seal	3	17	064200022	Plug	3
6	198217070	Spring	3	20	111136340	Screw	11
7	120186100	Cap	3	21	111136350	Screw	3
8	120226080	Cotter	6	23	111147400	Gasket, o/s 1.3mm	1
9	120176290	Valve Exhaust	3	24	064200018	Plug	2
11	120406080	Seal	3	25	185246060	Switch – Oil Pressure	1
12	198217070	Spring	3	26	385720101	Sender – Temperature	1

NOTE: Obtain replacement parts from your local Perkins Dealer.

*Not Illustrated

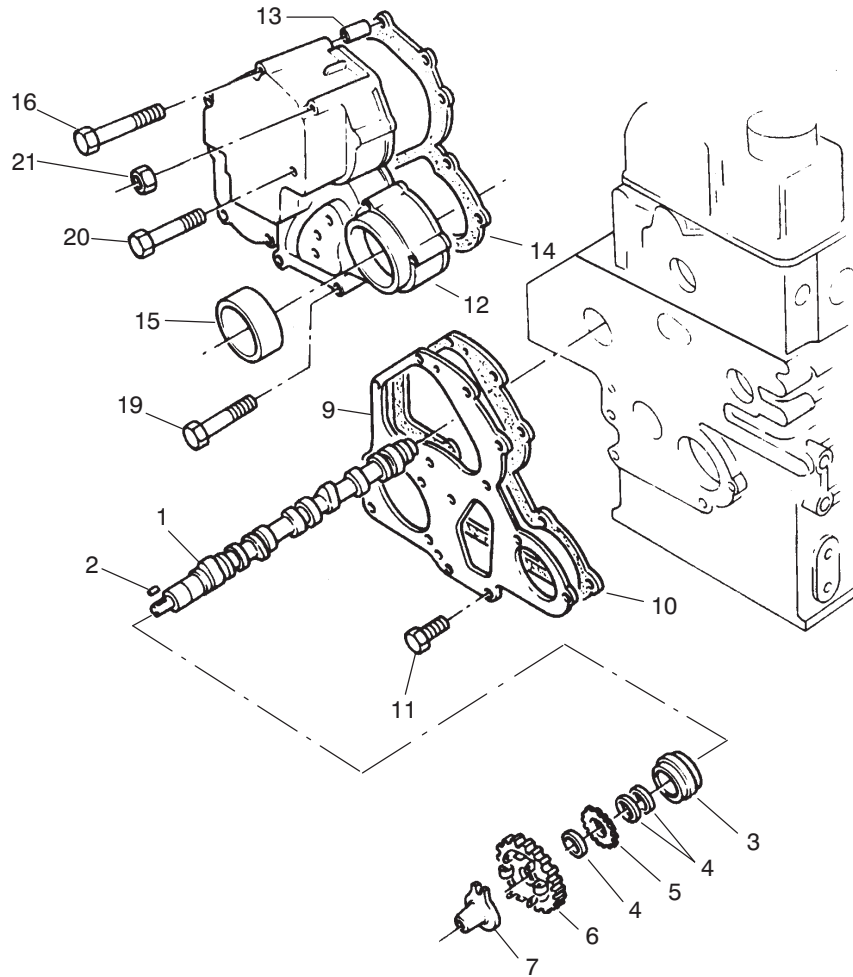


T-1380-1

ROCKER ARM ASSEMBLY

Ref. No.	Part No.	Description	No. Used	Ref. No.	Part No.	Description	No. Used
1	120036330	Rocker Shaft Assembly	1	9	199486220	Adjusting Screw	6
2	120316190	Shaft	1	10	020109076	Nut	6
3	064609006	Plug	2	11	012109177	Stud	3
4	120356120	Lever	3	12	023100008	Nut	3
5	120356110	Lever	3	15	120456240	Rod	6
6	120346170	Bracket	3	16	120116100	Tappet	6
7	030300325	Pin	1	17	199280280	Washer	4
8	198217080	Spring	2				

NOTE: Obtain replacement parts from your local Perkins Dealer.



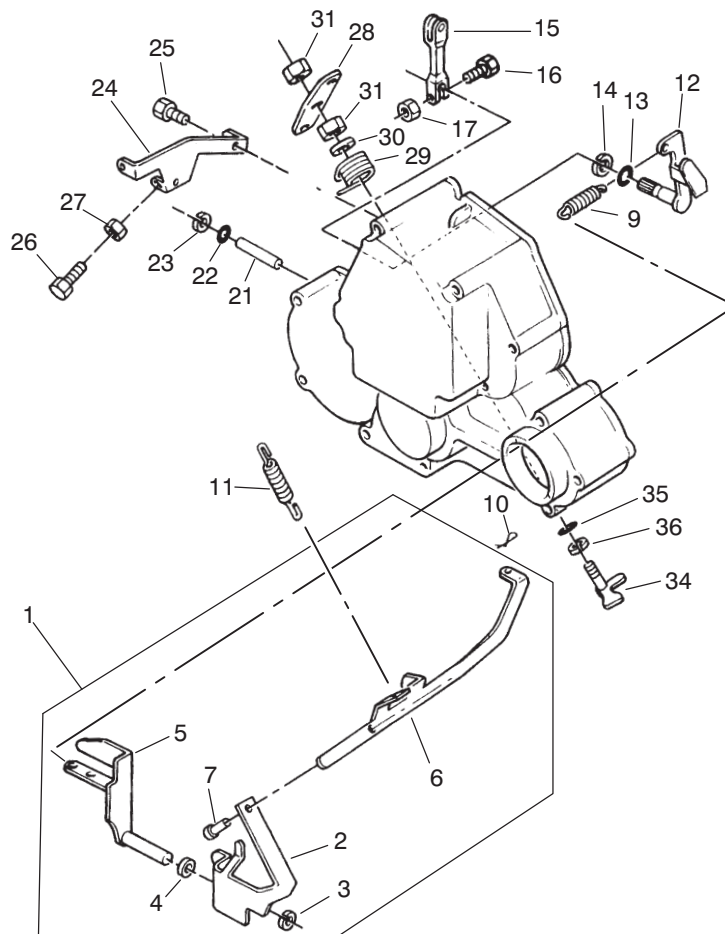
T-1381-1

CAMSHAFT ASSEMBLY

Ref. No.	Part No.	Description	No. Used
1	120026121	Camshaft	1
2	034100508	Key	1
3	040109059	Bearing	1
4	199216230	Spacer	3
5	120736081	Gear	1
6	120016030	Gear	1
7	125256120	Tappet	1
9	165166260	Plate	1
10	165996400	Joint	1

Ref. No.	Part No.	Description	No. Used
11	011300612	Bolt	3
12	165106131	Cover	1
13	030300414	Pin	1
14	165996410	Joint	1
15	198636090	Seal	1
16	011300680	Screw	2
19	011300640	Screw	4
20	011300660	Screw	2
21	023100006	Nut	1

NOTE: Obtain replacement parts from your local Perkins Dealer.

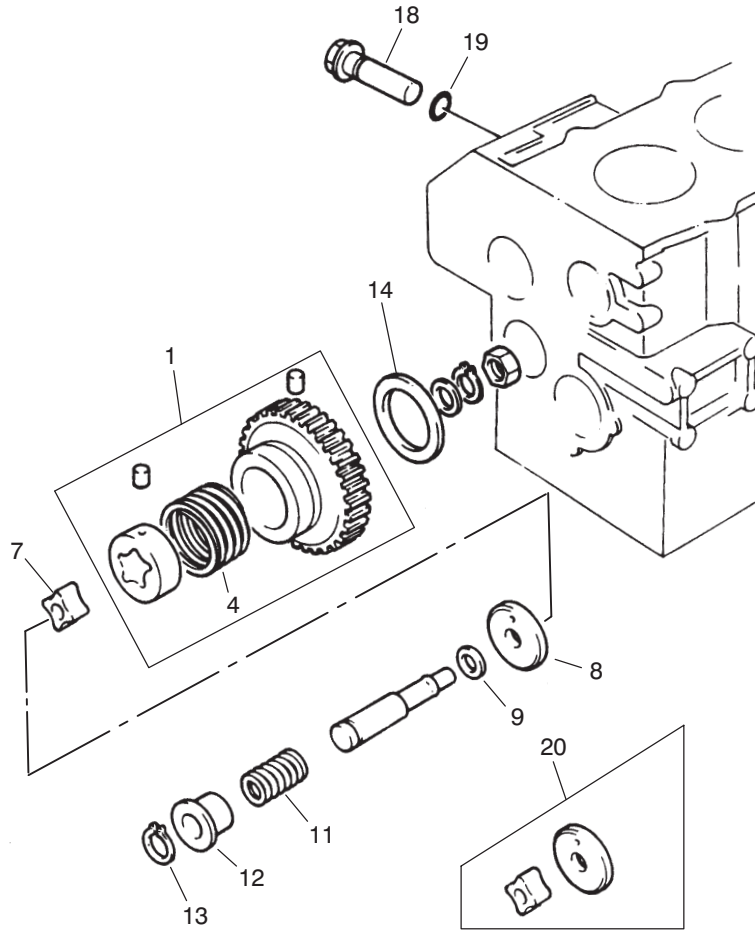


T-1382-1

TIMING COVER ASSEMBLY

Ref. No.	Part No.	Description	No. Used	Ref. No.	Part No.	Description	No. Used
1	125046250	Lever (Incl. Ref. #2, 6 & 7)	1	17	023100006	Nut	1
2		Lever	1	21	125116130	Shaft	1
3	036800008	Circlip	1	22	052100030	Seal – O–Ring	1
4	026200010	Washer	1	23	036800005	Circlip	1
5	125406071	Lever	1	24	125976120	Stay	1
6		Link	1	25	011300616	Screw	2
7		Pin	1	26	010109264	Screw	2
9	198217110	Spring	1	27	023100006	Nut	2
10	031100004	Pin	1	28	125176080	Lever	1
11	198216731	Spring	1	29	198216760	Spring	1
12	125156170	Arm	1	30	026200008	Washer	1
13	052100070	O Ring	1	31	020300008	Nut	2
14	036800008	Circlip	1	34	125156180	Arm	1
15	125416300	Lever	1	35	052100050	O Ring	1
16	010110630	Screw	1	36	036800006	Circlip	1

NOTE: Obtain replacement parts from your local Perkins Dealer.



T-1383-1

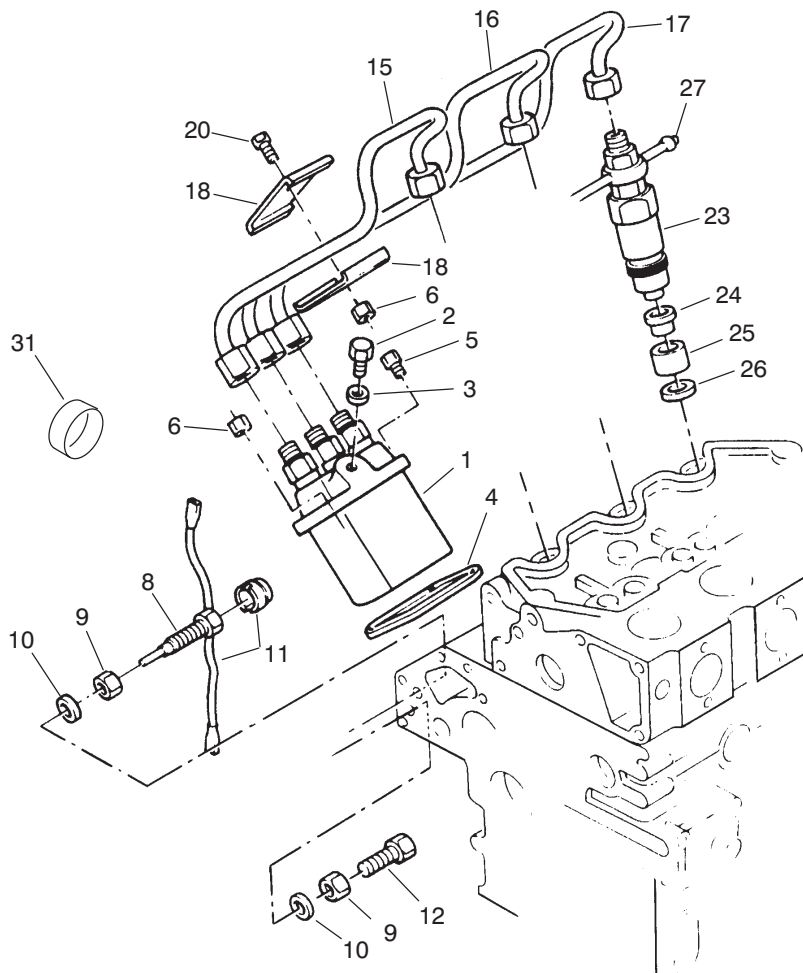
OIL PUMP ASSEMBLY

Ref. No.	Part No.	Description	No. Used
1	165026110	Gear	1
4	198216821	Spring	1
7	140166130	Rotor	1
8	140116140	Cover	1
9	199286150	Shim, 0.10mm o/s	1
*	199286160	Shim, 0.15mm o/s	1
*	199286170	Shim, 0.20mm o/s	1
*	199286180	Shim, 0.50mm o/s	1

Ref. No.	Part No.	Description	No. Used
11	198216720	Spring	1
12	199236540	Collar	1
13	036800010	Circlip	1
14	199266180	Washer	1
18	140036120	Valve	1
19	052100150	Seal - O-Ring	1
20	140186010	Repair Kit	1

NOTE: Obtain replacement parts from your local Perkins Dealer.

*Not Illustrated

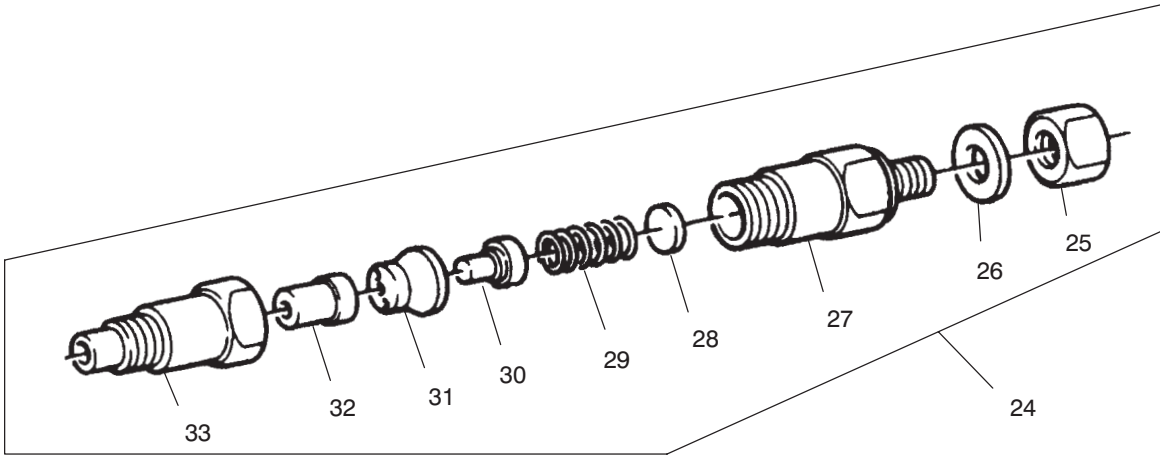


T-1384-1

FUEL INJECTION SYSTEM ASSEMBLY

Ref. No.	Part No.	Description	No. Used	Ref. No.	Part No.	Description	No. Used
1	131017610	Injection Pump	1	15	131507010	Injection Pipe No. 1 Cyl.	1
2	131236280	Screw	1	16	131507020	Injection Pipe No. 2 Cyl.	1
3	025100006	Washer	1	17	131507030	Injection Pipe No. 3 Cyl.	1
4	131426300	Shim	1	18	199106020	Damper	2
5	011300620	Screw	2	19	199106020	Damper	2
6	023100006	Nut	2	20	010100625	Screw	2
8	131046160	Screw	1	21	023100006	Nut	2
9	023109002	Nut	1	23	131406340	Atomiser	3
10	025100010	Washer	1	24	131426200	Gasket	3
11	198236030	Wire	1	25	111316280	Insert	3
12	010109475	Screw	1	26	198996090	Seal	3
13	023109008	Nut	1	27	131606260	Pipe	1
14	025100010	Washer	1	31	198466060	Plug	2

NOTE: Obtain replacement parts from your local Perkins Dealer.



T-2176-2

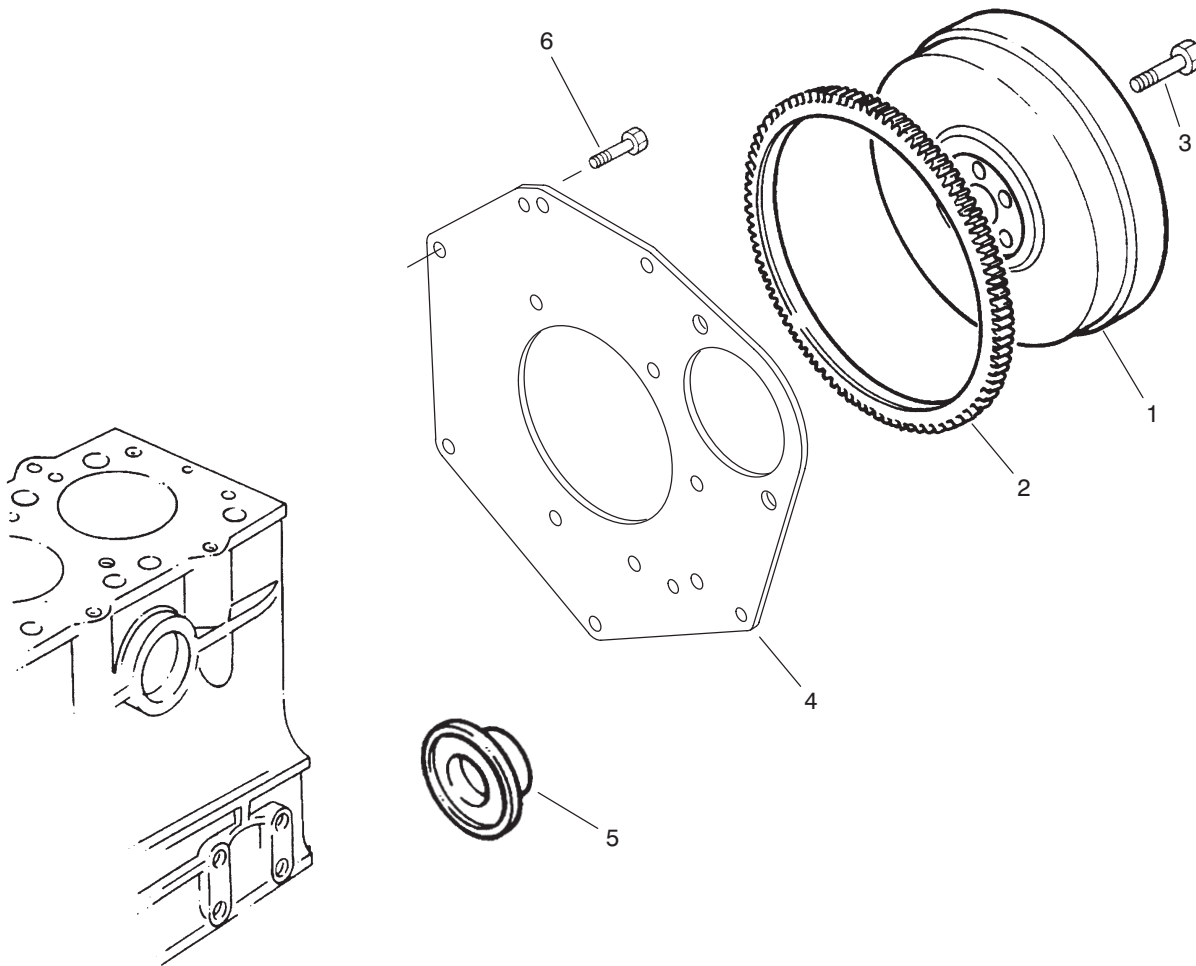
INJECTION PUMP ASSEMBLY

Ref. No.	Part No.	Description	No. Used
24	131406340	Atomiser	3
25	131446069	Nut	1
26	131426210	Washer	1
27	131446065	Body	1
28	131437250	Shim, 0.90mm o/s	1
*	131437251	Shim, 0.925mm o/s	1
*	131437252	Shim, 0.95mm o/s	1
*	131437253	Shim, 0.975mm o/s	1
*	131437354	Shim, 1.00mm o/s	1
*	131437255	Shim, 1.025mm o/s	1
*	131437256	Shim, 1.05mm o/s	1
*	131437257	Shim, 1.075mm o/s	1
*	131437258	Shim, 1.10mm o/s	1
*	131437259	Shim, 1.125mm o/s	1
*	131437260	Shim, 1.15mm o/s	1
*	131437261	Shim, 1.175mm o/s	1

Ref. No.	Part No.	Description	No. Used
*28	131437262	Shim, 1.20mm o/s	1
*	131437263	Shim, 1.225mm o/s	1
*	131437264	Shim, 1.250mm o/s	1
*	131437265	Shim, 1.275mm o/s	1
*	131437266	Shim, 1.30mm o/s	1
*	131437267	Shim, 1.325mm o/s	1
*	131437268	Shim, 1.35mm o/s	1
*	131437269	Shim, 1.375mm o/s	1
*	131437270	Shim, 1.40mm o/s	1
*	131437271	Shim, 1.425mm o/s	1
*	131437272	Shim, 1.45mm o/s	1
29	131446066	Spring	1
30	131446070	Pin	1
31	131446068	Spacer	1
32	131416150	Nozzle	1
33	131446067	Nut	1

NOTE: Obtain replacement parts from your local Perkins Dealer.

*Not Illustrated



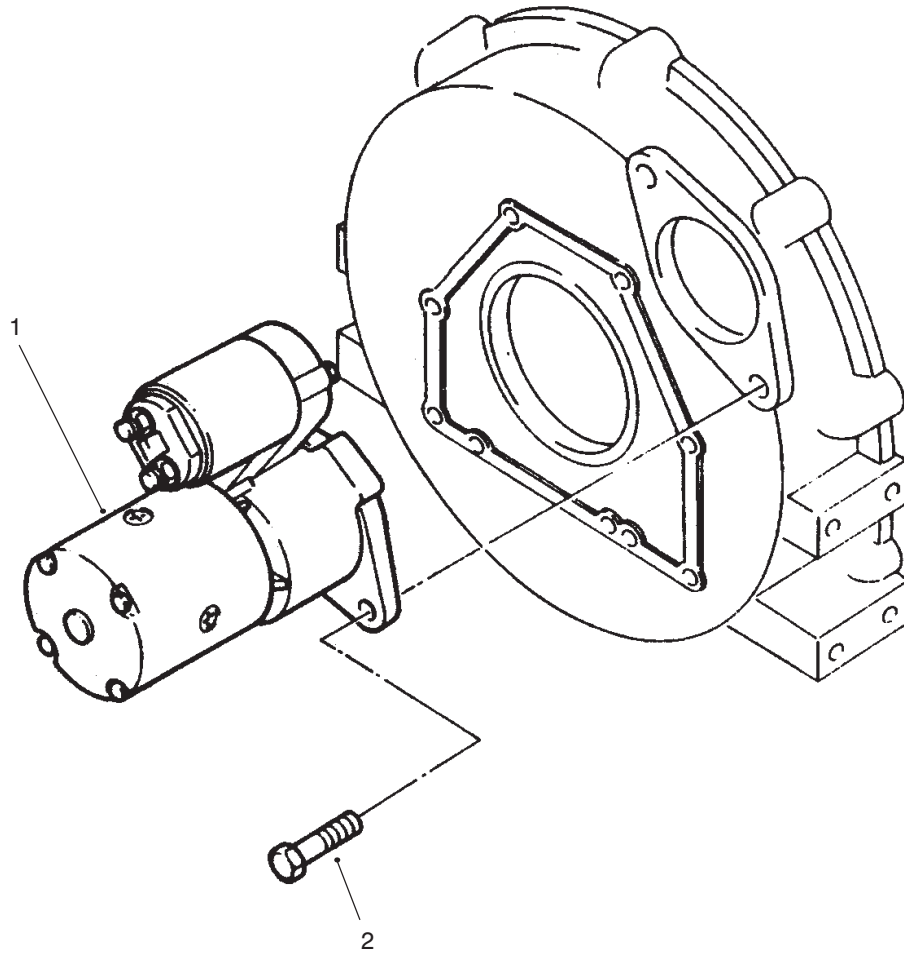
T-1387-3

FLYWHEEL ASSEMBLY

Ref. No.	Part No.	Description	No. Used
1	115357190	Flywheel	1
2	115376150	Gear – Ring	1
3	010109330	Screw	4

Ref. No.	Part No.	Description	No. Used
4	110366400	Plate	1
5	198636080	Seal	1
6	011310816	Screw	10

NOTE: Obtain replacement parts from your local Perkins Dealer.

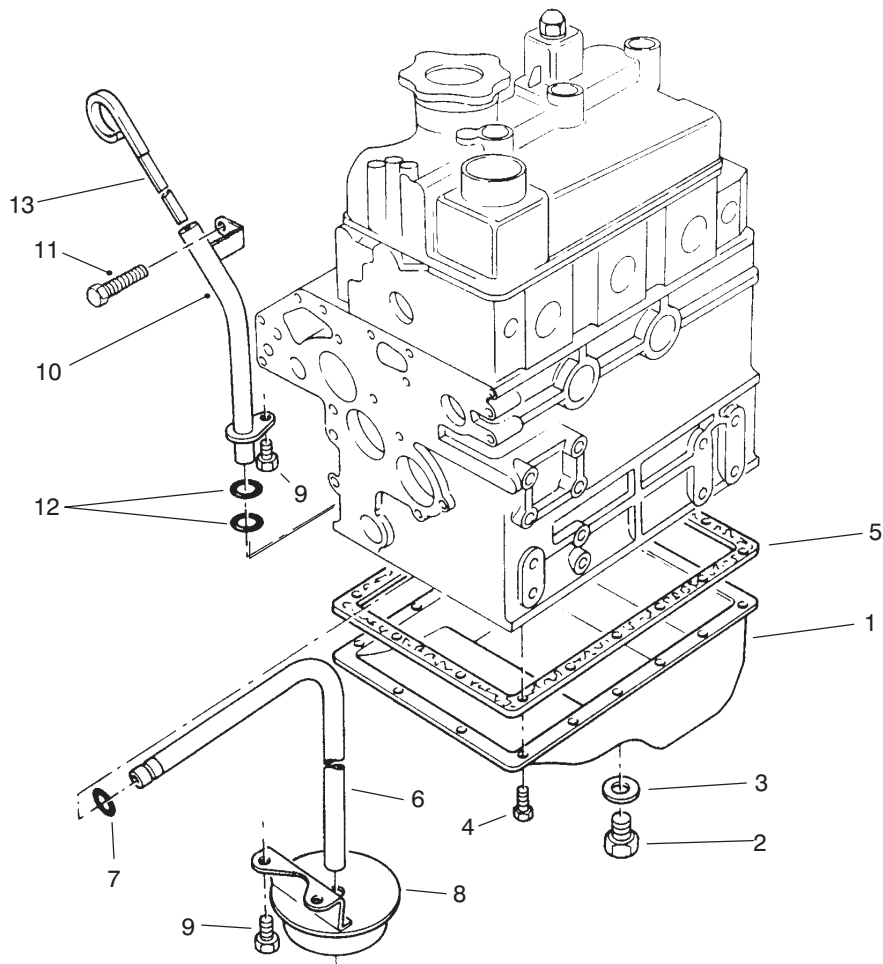


T-2191-1

STARTER INSTALLATION ASSEMBLY

Ref. No.	Part No.	Description	No. Used	Ref. No.	Part No.	Description	No. Used
1	185086400	Starter Motor	1	2	011401020	Screw	2

NOTE: Obtain replacement parts from your local Perkins Dealer.

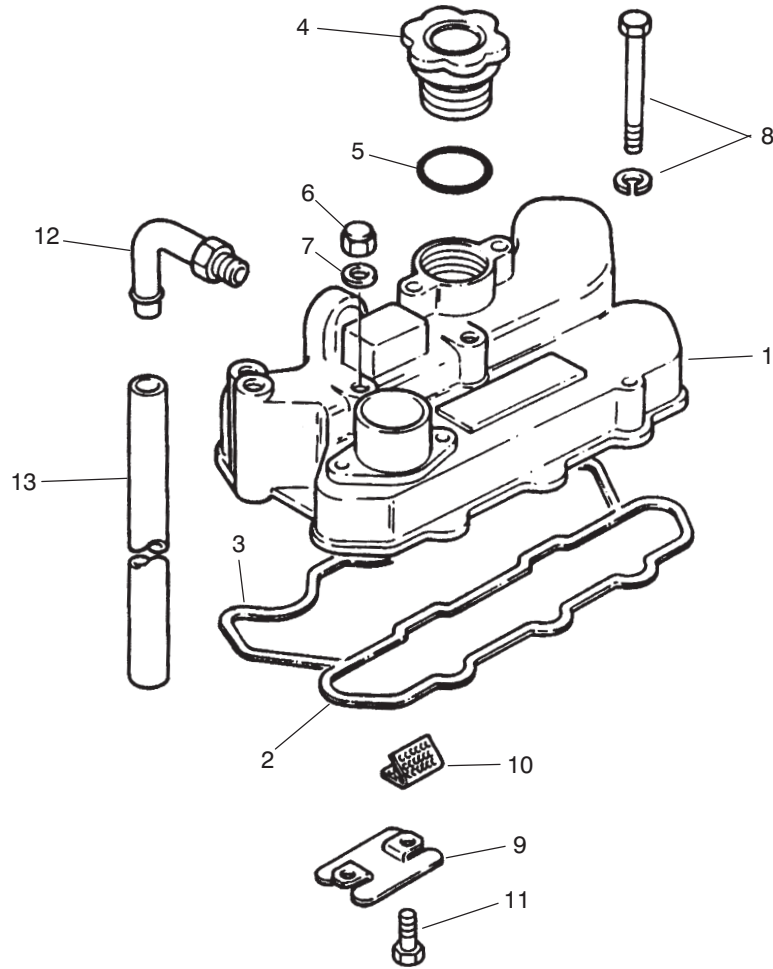


T-1390-1

OIL SUMP ASSEMBLY

Ref. No.	Part No.	Description	No. Used	Ref. No.	Part No.	Description	No. Used
1	110706860	Sump	1	8	140406310	Strainer	1
2	010401212	Plug	2	9	011300612	Bolt	3
3	025100012	Washer	2	10	110756380	Tube	1
4	010109235	Screw	18	11	011300812	Screw	1
5	110996590	Gasket	1	12	052100100	Seal - O-Ring	2
6	140986590	Pipe	1	13	198416371	Dipstick	1
7	052109076	Seal - O-Ring	1				

NOTE: Obtain replacement parts from your local Perkins Dealer.

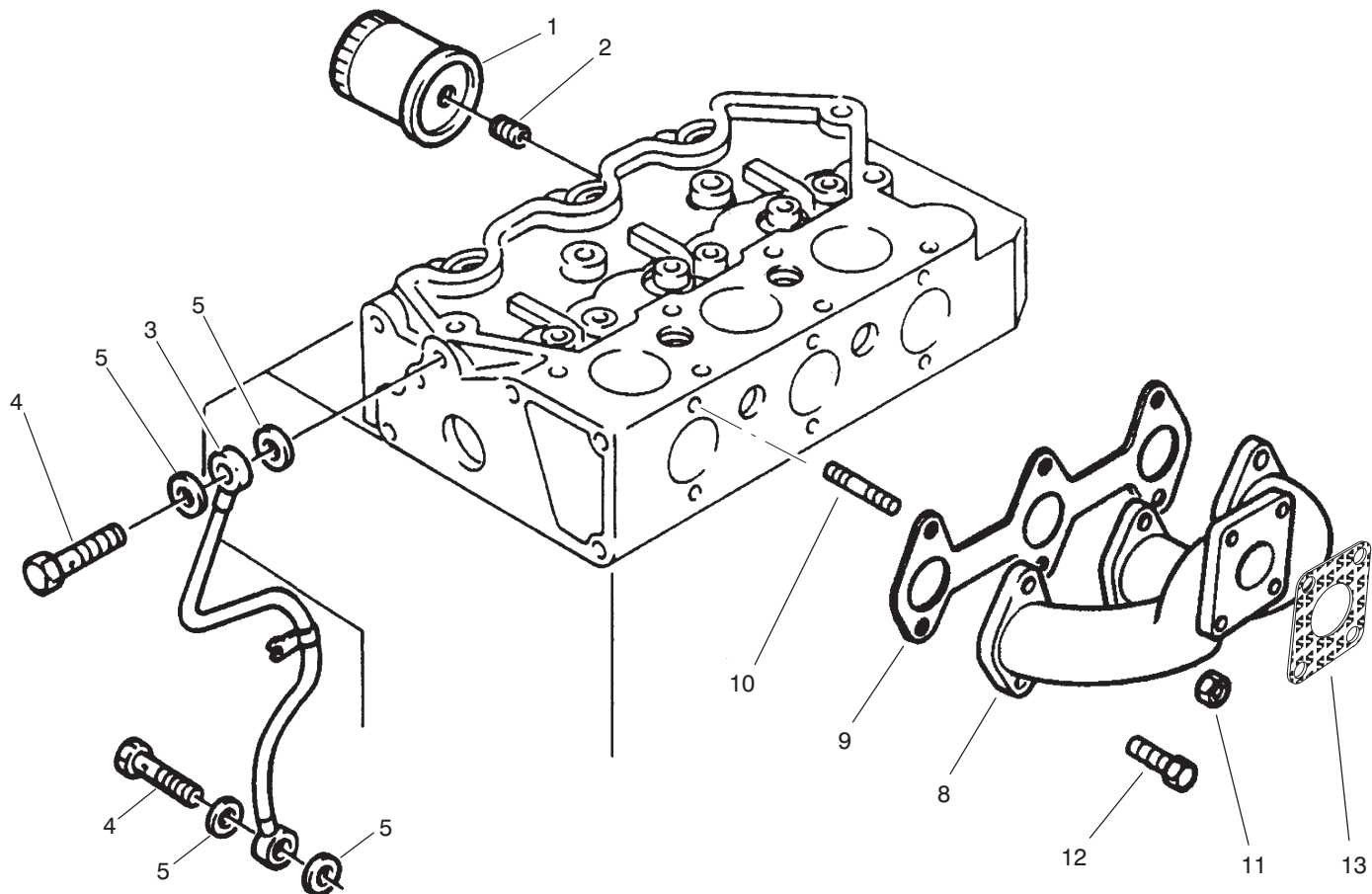


T-1391-1

VALVE COVER ASSEMBLY

Ref. No.	Part No.	Description	No. Used	Ref. No.	Part No.	Description	No. Used
1	111026371	Cover	1	8	011300650	Screw	2
2	111996330	Gasket	1	9	110666110	Plate	1
3	111996060	Gasket	1	10	110666120	Gauze	1
4	198436010	Cap	1	11	011300612	Bolt	2
5	052100400	Seal	1	12	110986500	Pipe	1
6	024500008	Nut	3	13	068122560	Hose	1
7	198996060	Washer	3				

NOTE: Obtain replacement parts from your local Perkins Dealer.
 *Not Illustrated



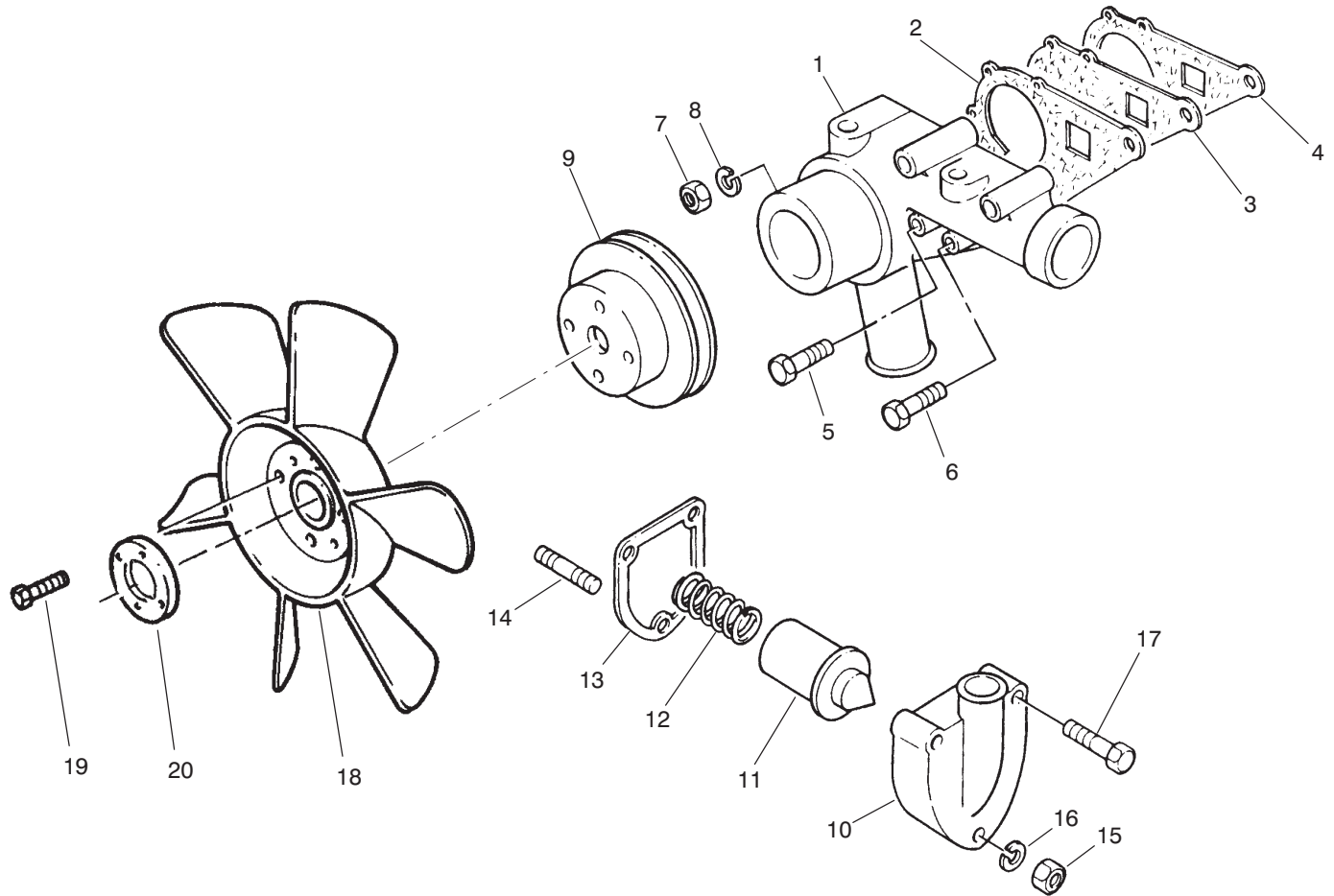
T-1392-2

OIL FILTER & EXHAUST MANIFOLD ASSEMBLIES

Ref. No.	Part No.	Description	No. Used
†1	85-4930	Filter – Oil	1
2	140546020	Connection	1
3	140606680	Pipe	1
4	198486780	Bolt	1
5	198996060	Washer	2
6	198486780	Bolt	1
7	198996060	Washer	2

Ref. No.	Part No.	Description	No. Used
8	135616620	Manifold – Exhaust	1
9	135996520	Gasket	1
10	012110625	Stud	3
11	023100006	Nut	3
12	011310625	Screw	3
13	314990013	Gasket – Muffler	1

NOTE: Obtain replacement parts from your local Perkins Dealer.
 †Available from your local TORO Distributor.



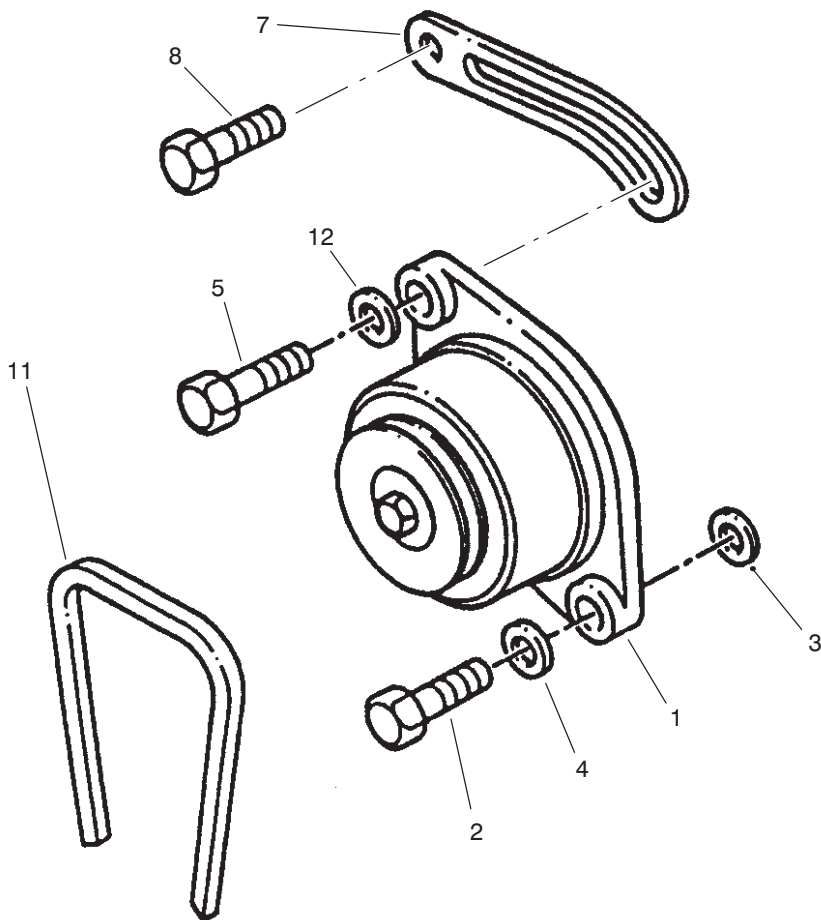
T-2454-1

WATER PUMP ASSEMBLY

Ref. No.	Part No.	Description	No. Used
1	145017400	Pump – Water	1
2	145996430	Gasket	1
3	145146270	Backplate	1
4	145996420	Gasket	1
5	011300635	Screw	3
6	011300650	Screw	4
7	023100006	Nut	1
8	027100006	Washer	1
9	145336490	Pulley	1
10	145216161	Housing	1

Ref. No.	Part No.	Description	No. Used
11	145206062	Thermostat	1
12	198217410	Spring	1
13	145996440	Gasket	1
14	012100650	Stud	1
15	023100006	Nut	1
16	027100006	Washer	1
17	011300650	Screw	2
18	145306590	Fan	1
19	011310620	Screw	4
20	145386520	Plate	1

NOTE: Obtain replacement parts from your local Perkins Dealer.

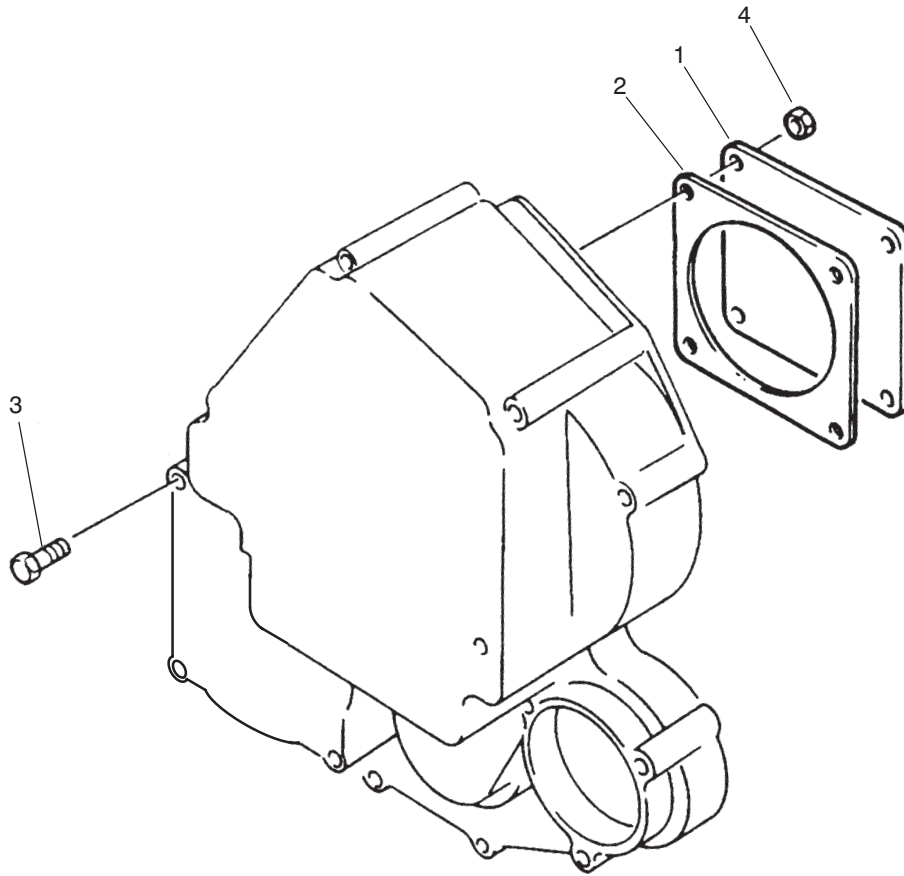


T-2192-1

ALTERNATOR ASSEMBLY

Ref. No.	Part No.	Description	No. Used	Ref. No.	Part No.	Description	No. Used
1	185046300	Alternator	1	7	185726910	Lever	1
2	010110850	Screw	1	8	011300816	Screw	1
3	199236850	Washer	1	11	080109083	Belt	1
4	026109017	Washer	1	12	026109017	Washer	1
5	011310825	Screw	1				

NOTE: Obtain replacement parts from your local Perkins Dealer.



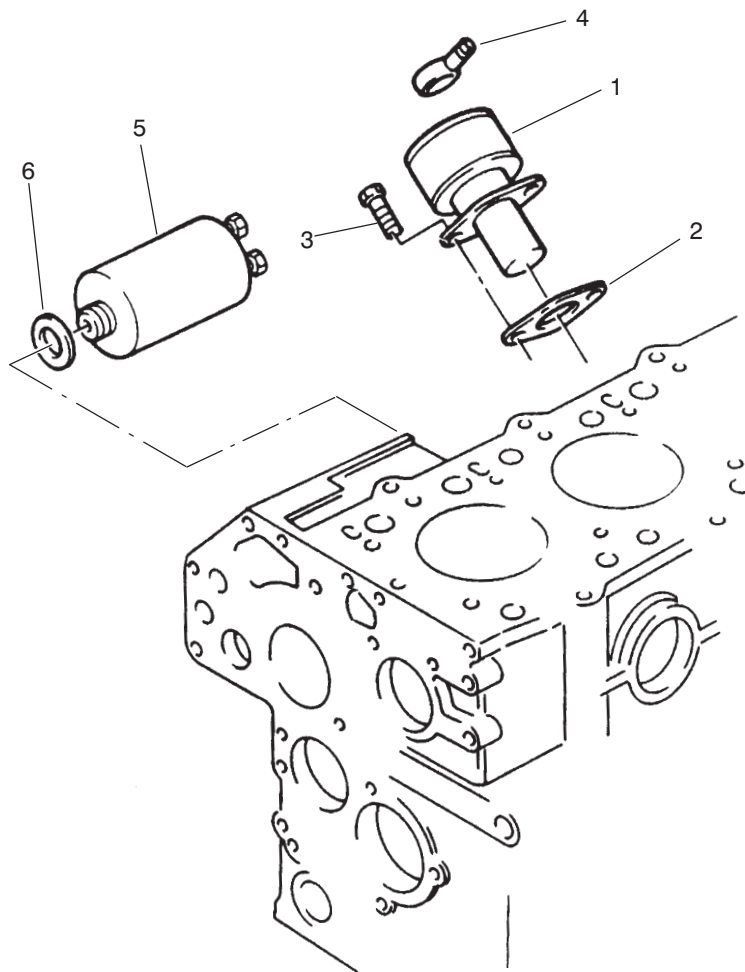
T-1398-1

TIMING COVER PLATE ASSEMBLY

Ref. No.	Part No.	Description	No. Used
1	165206360	Plate	1
2	165996420	Gasket	1

Ref. No.	Part No.	Description	No. Used
3	010110850	Screw	4
4	023100008	Nut	4

NOTE: Obtain replacement parts from your local Perkins Dealer.

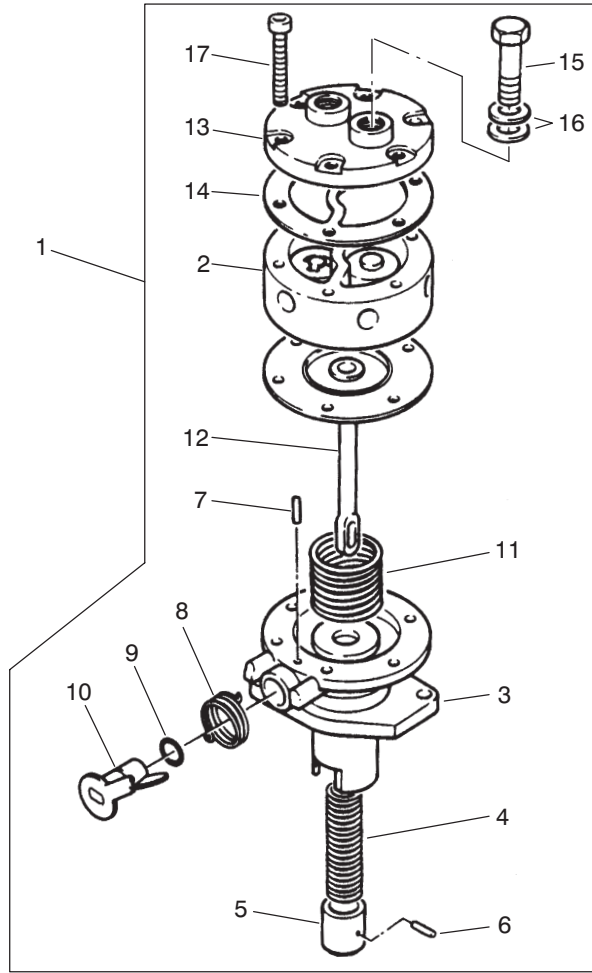


T-2179-2

LOW PRESSURE FUEL SYSTEM & THROTTLE STOP ASSEMBLIES

Ref. No.	Part No.	Description	No. Used	Ref. No.	Part No.	Description	No. Used
1	130506140	Pump – Lift	1	4	198486840	Connection	2
2	130996130	Gasket	1	5	185206082	Solenoid	1
3	011140616	Screw	2	6	025100016	Washer	1

NOTE: Obtain replacement parts from your local Perkins Dealer.

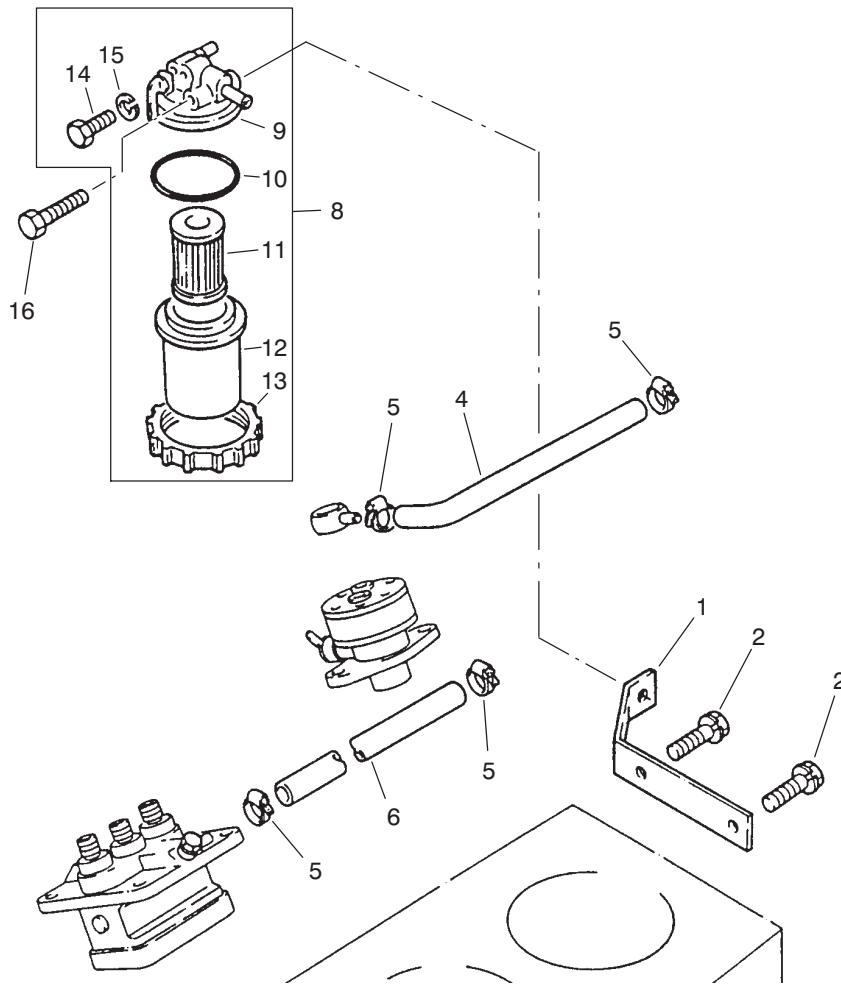


T-2455-1

LIFT PUMP ASSEMBLY

Ref. No.	Part No.	Description	No. Used	Ref. No.	Part No.	Description	No. Used
1	130506140	Lift Pump Assembly (Incl. Ref. #2)	1	9	131226180	Seal – O–Ring	1
2		Body	1	10	130516086	Lever	1
3	130516080	Body	1	11	130516087	Spring	1
4	130516081	Spring	1	12	130516084	Diaphragm	1
5	130516082	Plunger	1	13	130516090	Cap	1
6	130516085	Pin	1	14	130516089	Gasket	1
7	130516088	Pin	1	15	130516092	Bolt	2
8	130516083	Spring	1	16	130516069	Washer	4
				17	130516091	Screw	6

NOTE: Obtain replacement parts from your local Perkins Dealer.

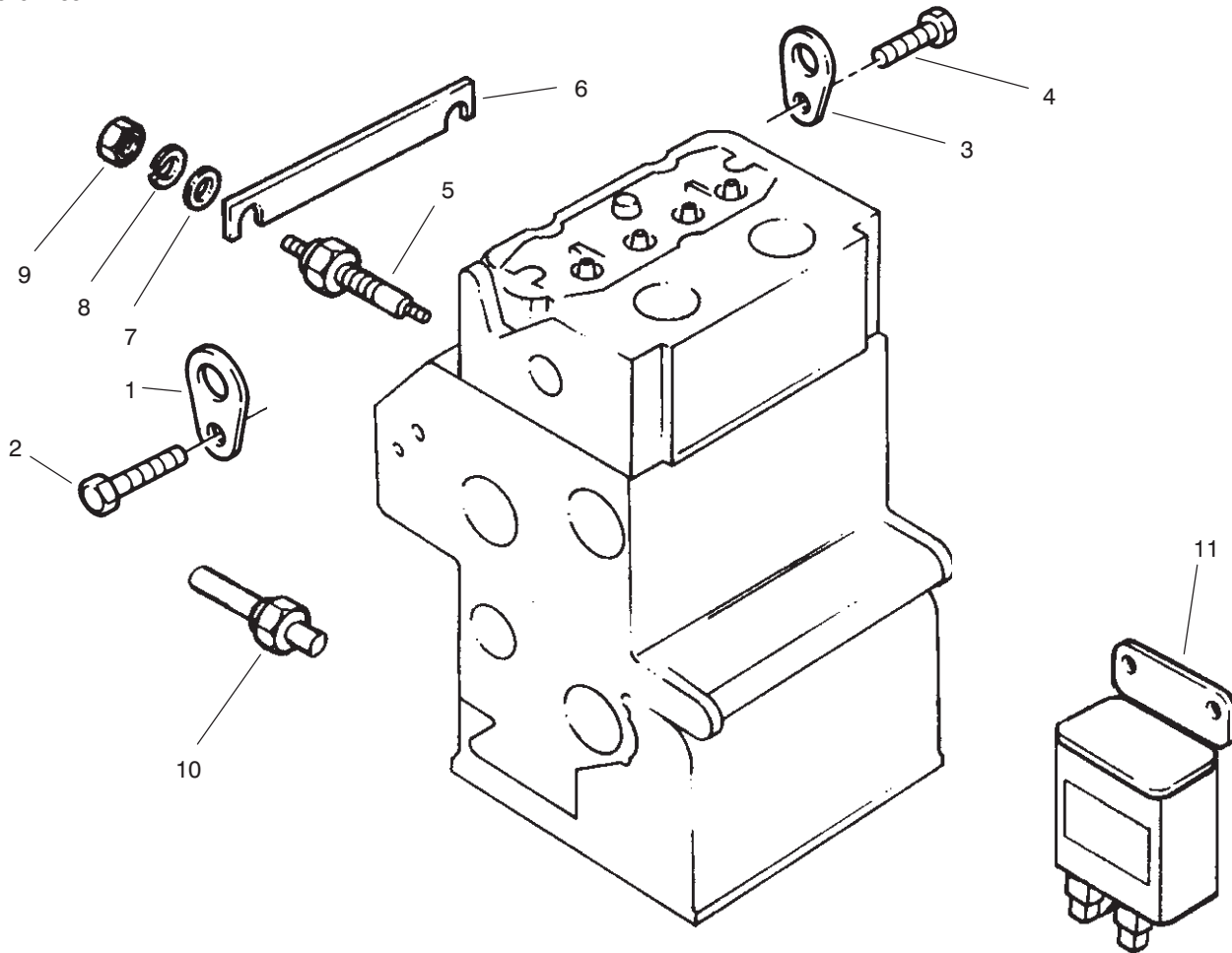


T-2180-1

FUEL FILTER ASSEMBLY

Ref. No.	Part No.	Description	No. Used	Ref. No.	Part No.	Description	No. Used
1	130976222	Bracket	1	10	052100440	Seal – O–Ring	1
2	011310816	Screw	1	11	130336040	Element – Filter	1
4	068207224	Pipe – Fuel	1	12	130336031	Container	1
5	198346020	Clip	4	13	130446090	Ring	1
6	068207400	Pipe – Fuel	1	14	130446080	Plug	2
8	130306041	Fuel Filter Assembly (Incl. Ref. #9)	1	15	130326120	Washer	2
9		Head – Filter	1	16	010100865	Screw	1

NOTE: Obtain replacement parts from your local Perkins Dealer.



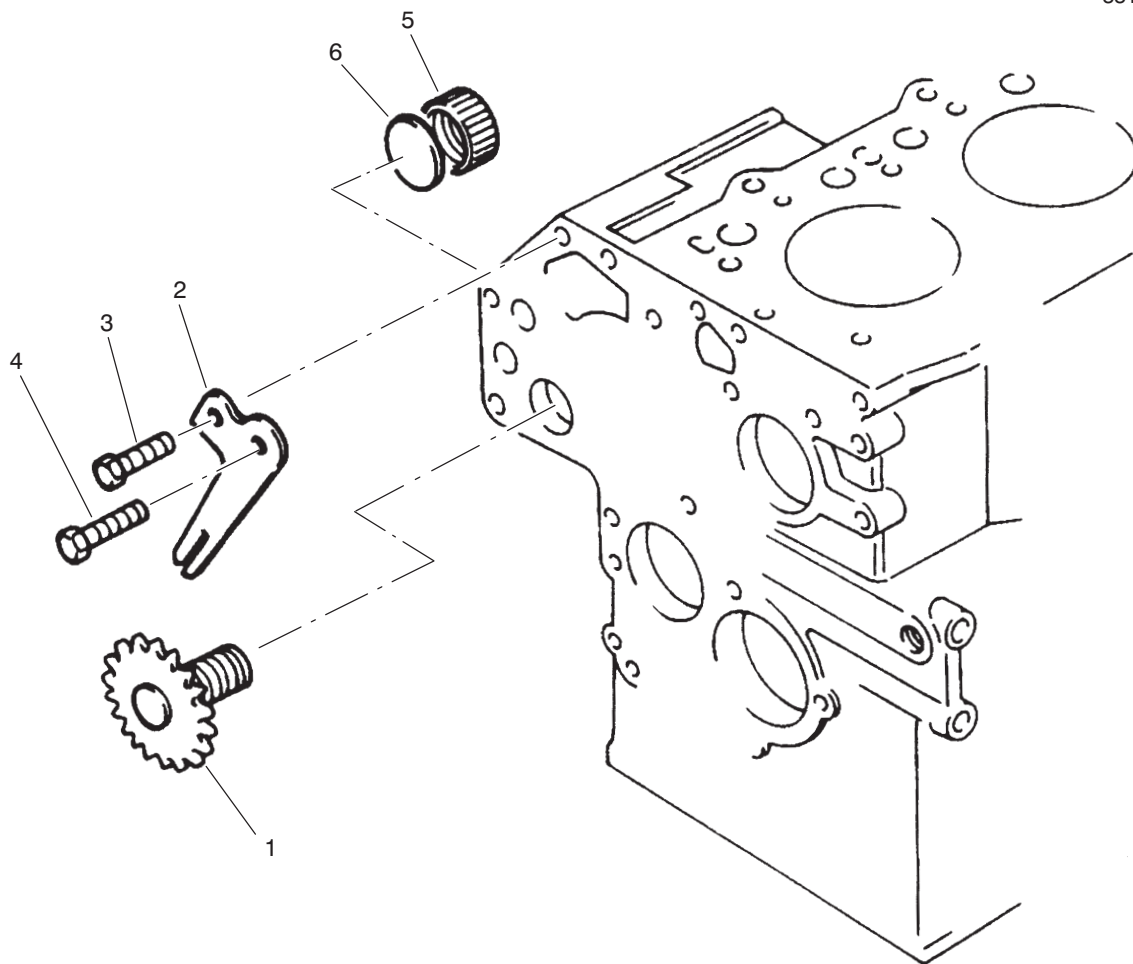
T-1404-2

ENGINE LIFTING TAB & COLD START ASSEMBLIES

Ref. No.	Part No.	Description	No. Used
1	195816200	Plate	1
2	011310816	Screw	1
3	195816200	Plate	1
4	011310816	Screw	1
5	185366190	Heater	3
6	185376170	Bar	1

Ref. No.	Part No.	Description	No. Used
7		Washer	3
8		Washer	3
9		Nut	3
10	385720260	Sending Unit	1
11	385230120	Relay	1

NOTE: Obtain replacement parts from your local Perkins Dealer.



T-1406

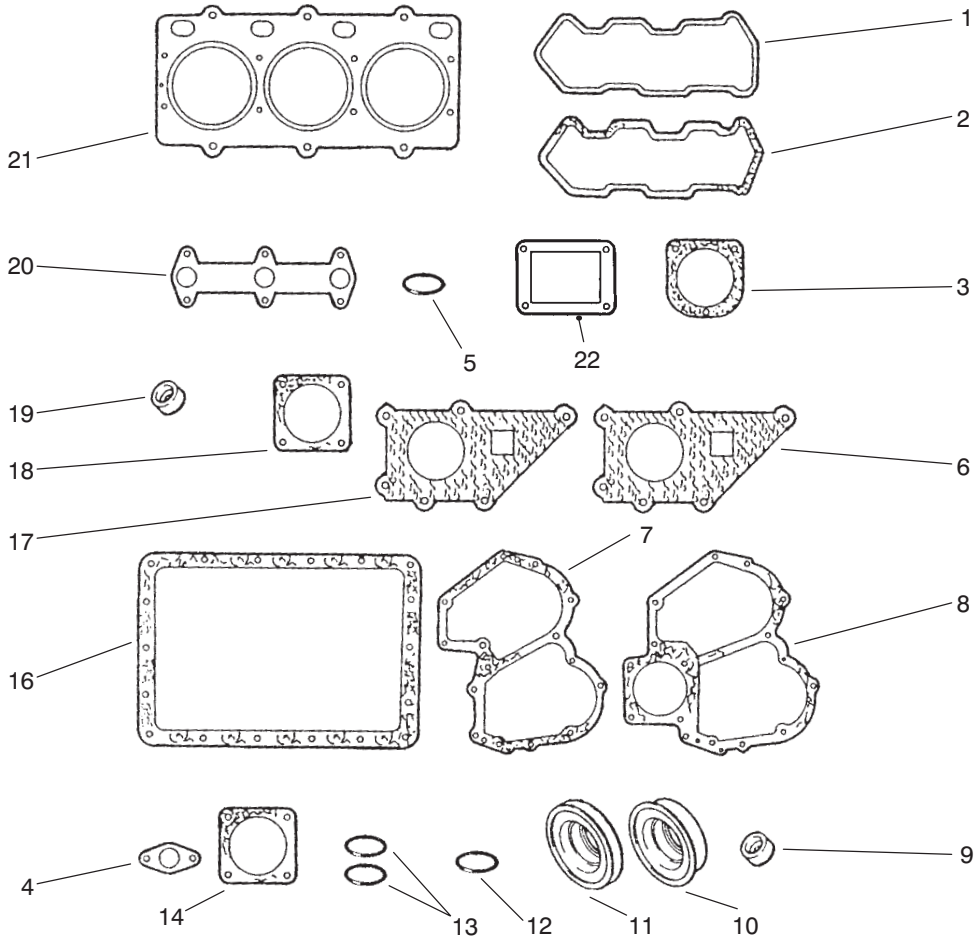
TACHOMETER & HOUR RECORDER DRIVE ASSEMBLY

Ref. No.	Part No.	Description	No. Used
1	120076070	Shaft	1
2	199566651	Plate	1
3	011310612	Screw	1

Ref. No.	Part No.	Description	No. Used
4	010700610	Screw	1
5	199376230	Cap	1
6	120996060	Seal	1

NOTE: Obtain replacement parts from your local Perkins Dealer.

*Not Illustrated



T-1970-2

GASKET AND SEALS

Ref. No.	Part No.	Description	No. Used
1	111996060	Gasket – Valve Cover	1
2	111996330	Gasket – Valve Cover	1
3	145996440	Gasket	1
4	130996130	Gasket – Lift Pump	2
5	052100400	Seal – Oil Filler Cap	1
6	145996430	Gasket – Water Pump	1
7	165996400	Gasket	1
8	165996410	Gasket	1
9	131426200	Gasket	3
10	198636080	Seal – Crankshaft	1
11	198636090	Seal	1
12	052109076	O-Ring	1

Ref. No.	Part No.	Description	No. Used
13	052100100	O-Ring – Dipstick Tube	2
14	165996420	Gasket – Timing Cover	1
16	110996590	Gasket – Oil Pan	1
17	145996420	Gasket – Water Pump	1
18	314990013	Gasket – Muffler	1
19	120406080	Seal	3
20	135996520	Gasket – Exhaust Manifold	1
21	111147390	Gasket – Cylinder Head	1
22	130996070	Gasket	1
*	195906840	Kit – Gasket & Seals (Incl. Ref. #1-21)	1

NOTE: Obtain replacement parts from your local Perkins Dealer.

*Not Illustrated

TORO PART NUMBER INDEX

3319-133 REV A

Part No.	Description	Pg. No.	Ref. No.	Qty.	Part No.	Description	Pg. No.	Ref. No.	Qty.
2844	Washer	22	36	3	75-5470	Spacer	22	15	1
3-6498	Washer - Thrust	22	12	1	75-5470	Spacer	11	17	1
5-3934	Bolt	7	5	1	75-9440	Hub - Wheel	7	6	1
10-6060	Pin - Ram Pivot	27	5	2	76-0810	Housing Assembly	4	*	1
10-6821	Brake Drum Assembly	3	*	2	76-0840	Manifold	4	22	1
10-6830	Stud - Drive	7	28	4	76-0850	Bearing - Thrust	4	12	1
10-6850	Drum - Brake	3	3	2	76-0860	Shaft - Coupling	4	11	1
10-6870	Hub - Wheel	3	24	2	76-0870	Plate - Wear	4	18	1
17-9420	Screw - Handle	2	18	1	76-0880	Commutator Assembly	4	*	1
18-6320	Washer - Steering	7	3	3	76-0940	End Cover Assembly	4	24	1
18-6380	Pin	22	18	1	76-6070	Rotating Kit Assembly	21	11	1
26-3790	Nut - Lock	3	14	2	76-6080	Seal - Cover	21	5	1
27-2360	Switch - Ignition	10	13	1	76-6090	Cover - Trunion	21	25	1
27-6600	Spacer - Coupling	19	9	4	76-6100	Cover - Trunion O-Ring	21	26	1
28-3680	Tire	3	2	2	76-6140	O-Ring	21	27	1
28-3680	Tire	7	7	1	76-6150	Pin - Dowel	21	15	2
33-3720	Washer	21	33	1	76-6160	Screw - Cap	21	23	2
33-3750	Race - Inner	21	28	1	76-6170	Screw - Cap	21	22	2
39-2080	Dump Valve Assembly	21	21	1	76-6180	Washer	21	7	2
41-4430	Plate - Washer	31	21	3	76-6190	Seal - Shaft	21	6	1
42-2720	Seal - Shaft	21	34	1	76-6200	Spring	21	19	2
43-6280	Button - Push	10	28	1	76-8870	Lever Damper Assembly	22	4	1
43-6420	Bezel	10	29	1	77-3780	Lynch Pin & Lanyard Assy.	8	9	
47-2890	Bushing	5	12	2	80-8650	Coupling - Rubber	19	8	1
47-6990	Nut - Steering Wheel	5	6	1	81-1690	Clamp - Throttle Cable	31	33	1
48-9510	Nut - Lock	23	24	1	83-0730	Spacer - Lockup	5	8	1
49-6440	Pedal - Accelerator	2	4	1	83-0740	Disc - Friction	5	4	2
56-2230	Hose - Fuel	16	24	1	83-0760	Spacer - Lockup	5	3	1
56-2520	Fitting - Fuel Shut Off	16	9	1	83-1030	Mount - Engine	31	18	3
60-3520	O-Ring	19	2	1	83-1420	Steering Column Assembly	5	15	1
60-6330	Screw	21	4	4	83-1700	Bushing - Flange	1	15	3
63-2290	Washer - Thrust	29	19	1	84-2000	Bracket - Brake	3	6	2
63-8360	Key - Ignition	10	6	2	85-6540	Stud - Drive	3	25	8
63-9750	Mount - Rubber	22	35	3	85-9190	Plate - Control	10	10	1
65-6390	Washer - Thrust	5	24	1	86-5390	Kit - Seal, Repair	28	*	1
65-8320	Bar - Gauge	27	*	1	86-5390	Kit - Seal, Repair	30	*	
66-2490	Retainer - Battery	15	7	1	88-7200	Washer - Pivot	22	7	1
66-2750	Battery	15	6	1	88-9190	Solenoid - 20 Watt	14	1	4
66-2950	Gauge - Hour Meter	10	4	1	92-2379	Clamp - Hose	16	27	1
66-3240	Cap - Radiator	18	30	1	92-2538	Timer - Glow Plug	10	17	2
66-8800	Relay - Glow Plug	15	11	1	92-3154	Tab - Throttle	31	24	1
68-3270	Bumper	15	28	2	92-3188	Diode - Circuit Board	10	15	1
68-5130	Wheel - Steering	5	5	1	92-3188	Diode - Circuit Board	15	39	1
68-5140	Cap - Steering Wheel	5	27	1	92-5753	Clamp - Hose Double	15	26	2
68-6150	Breather - Air	17	20	1	92-5753	Clamp - Hose Double	7	33	1
69-9000	Spacer	25	10	4	92-5753	Clamp - Hose, Double	31	42	1
69-9000	Spacer	24	12	4	92-5838	Ball Joint	7	10	2
69-9010	Washer	25	9	8	92-6280	Seat Assembly	8	1	1
69-9010	Washer	24	11	8	92-6282	Switch - Seat	8	40	1
70-1240	Plug Assembly	21	18	2	92-6315	Cartridge - N.C.	14	9	1
70-1480	Relay	15	1	8	92-6533	Kit - Cushion Repair	8	38	1
70-8570	Circuit Breaker - 40 Amp	15	*	2	92-6534	Shell - Seat	8	37	1
70-9840	Shoe - Brake	3	27	4	92-8020	Adapter - Breather	17	36	1
70-9850	Clip - Retaining	3	29	2	92-8795	Assembly - Body	26	10	1
70-9860	Cam - Brake	3	26	2	92-8796	Pin - Dowel	26	14	2
70-9870	Plate - Backing	3	28	2	92-8863	Repair Kit	26	*	1
70-9880	Spring - Return	3	4	4	92-8990	Adjuster - Seat	8	13	1
71-1500	Brake Assembly	3	*	2	92-8991	Adjuster w/Latch	8	14	1
72-9760	Switch - Override	10	16	1	92-8995	Bushing - Straight	29	5	2
74-0720	Tube - Manual	8	16	1	92-8995	Bushing - Straight	27	25	4
74-3730	Spacer - Cylinder	7	20	2	92-9199	Hydraulic Motor - Wheel	3	10	2
74-3730	Spacer - Cylinder	27	40	2	92-9761	Link - Drive	4	13	7
74-3810	Assembly - Load Plate	26	9	1	92-9762	Screw - Cap Hex. Hd.	4	14	1
74-5950	Latch - Swell	18	11	2	92-9763	Rotor Set	4	*	1
74-9100	Pad - Pedal Forward	2	3	1	92-9775	Warning Light Cluster	10	5	1
74-9110	Pad - Pedal Reverse	2	2	1	93-1375	Reel Motor	25	5	1
75-1310	Element - Filter	17	37	1	93-1375	Reel Motor	24	13	2
75-2010	Cartridge - Relief 2400 psi	14	8	1	93-2010	Frame	1	4	1
75-2080	Seal Kit	14	*	5	93-2016	Hose - Radiator	18	23	1
75-2090	Seal Kit	14	*	1	93-2018	Hose - Radiator	18	17	1
75-3420	Lever - Control	10	7	1	93-2020	Bracket - Support	31	14	1

*Not Illustrated

TORO PART NUMBER INDEX (Cont.)

Part No.	Description	Pg. No.	Ref. No.	Qty.	Part No.	Description	Pg. No.	Ref. No.	Qty.
93-2031	Hose - Radiator	18	2	1	93-2264	Hose Assembly	24	14	2
93-2035	Hose - Air Cleaner	23	18	1	93-2269	Hose Assembly	7	16	1
93-2035	Hose - Air Cleaner	15	34	1	93-2269	Hose Assembly	15	30	1
93-2035	Hose - Air Cleaner	18	34	1	93-2269	Hose Assembly	5	32	1
93-2036	Clamp - Air Hose	15	27	1	93-2270	Hose Assembly	7	14	1
93-2043	Hose - Fuel	31	9	1	93-2270	Hose Assembly	15	29	1
93-2048	Cap - Overflow Tank	16	19	1	93-2270	Hose Assembly	5	33	1
93-2049	Tank - Overflow	16	21	1	93-2271	Hose Assembly	13	13	1
93-2050	Screen	18	10	1	93-2271	Hose Assembly	5	34	1
93-2055	Reed Switch - Sensor	11	9	2	93-2272	Hose Assembly	13	14	1
93-2056	Reed Switch - Actuator	11	10	1	93-2272	Hose Assembly	5	30	1
93-2068	Hose - Pump Inlet	17	31	1	93-2275	Screen - Filler	17	17	1
93-2069	Rod - Brake	3	12	2	93-2276	Spring - Brake Latch	1	2	1
93-2069	Rod - Brake	1	14	2	93-2279	Clamp - Cable	11	2	1
93-2070	Clevis - Swivel	3	21	2	93-2279	Clamp - Cable	2	34	1
93-2072	Shield - Wheel RH	1	17	1	93-2298	Hose - Fuel	16	23	1
93-2073	Shield - Wheel LH	1	16	1	93-2298	Hose - Fuel	31	35	1
93-2075	Brake Pedal	1	21	1	93-2299	Fitting - Fuel	16	11	1
93-2085	Rod	2	1	1	93-2300	Radiator	18	4	1
93-2092	Clamp - Cable	2	31	1	93-2320	Shroud - Fan	18	19	1
93-2096	Lever - Brake	3	13	2	93-2322	Cable - Throttle Control	31	40	1
93-2099	Cable - Traction Control	2	16	1	93-2322	Control - Throttle	10	9	1
93-2099	Cable - Traction Control	22	29	1	93-2340	Harness - Wire	10	26	1
93-2111	Stud - Traction	22	13	1	93-2340	Wire Harness	15	23	1
93-2115	Steering Arm	5	19	1	93-2340	Wire Harness	31	38	1
93-2120	Steering Control Valve	5	23	1	93-2343	Cable - Battery Positive	15	21	1
93-2122	Cylinder Asm - Steering	7	13	1	93-2343	Cable - Battery Positive	31	39	1
93-2123	Bracket - Fuse Block	15	19	1	93-2344	Cable - Battery Negative	15	22	1
93-2125	Castor Fork	7	4	1	93-2344	Cable - Battery Negative	31	37	1
93-2128	Panel - Seat Base	8	5	1	93-2362	Roller - Anti Scalp	29	11	4
93-2142	Pad - Floor Plate	2	8	1	93-2362	Roller - Anti Scalp	27	17	8
93-2151	Plate - Backing	31	3	1	93-2363	Shaft - Roller	29	12	2
93-2152	Adapter - Fan	31	2	1	93-2363	Shaft - Roller	27	16	4
93-2155	Engine Mount - Front	31	13	1	93-2368	Bushing - Flange	29	10	2
93-2160	Engine Mount - Rear	31	11	1	93-2368	Bushing - Flange	27	14	4
93-2169	Bracket - Relay	15	4	1	93-2384	Spacer - Carrier	27	28	2
93-2170	Pump Adapter	19	10	1	93-2400	Lockup Handle	5	2	1
93-2173	Plate - Pump	31	27	1	93-2403	Lift Arm - Center	29	4	1
93-2177	Spacer - Upper	31	28	2	93-2405	Lift Arm - RH	27	21	1
93-2178	Spacer - Lower	31	29	2	93-2407	Lift Arm - LH	27	22	1
93-2183	Pipe - Exhaust	23	12	1	93-2422	Rod - Seat Pivot	8	10	2
93-2185	Exhaust Bracket	23	11	1	93-2423	Hose - Air Cleaner	23	17	1
93-2190	Air Cleaner Assembly	23	6	1	93-2424	Bracket - Cooler Lower	18	13	2
93-2191	Mounting Band Assembly	23	5	1	93-2425	Bracket - Cooler Upper	18	5	2
93-2195	Element - Air Cleaner	23	*23	1	93-2437	Plug - Serrated	17	24	1
93-2199	Screw - HH	5	9	1	93-2438	Clamp - Fuel Tank	17	3	1
93-2225	Tank - Fuel	16	2	1	93-2509	Clamp - Tube	24	3	2
93-2230	Hose - Fuel	16	12	1	93-2551	Seal - Basket	27	37	2
93-2230	Hose - Fuel	31	36	1	93-2551	Seal - Basket	29	43	1
93-2233	Decal - GR3200	7	22	2	93-2578	Shroud - Console	8	19	1
93-2235	Tank - Hydraulic	17	6	1	93-2586	Hydrostat	19	16	1
93-2236	Mount - Oil Filter	17	10	1	93-2589	Hub - Pump	19	4	1
93-2238	T-Block	24	18	1	93-3102	Fuel Cap - Diesel	16	1	1
93-2240	Manifold Assembly	13	1	1	93-3614	Assembly - Cover	26	4	1
93-2242	Filter Assembly - Oil	17	8	1	93-3615	Assembly - Drive Shaft	26	7	1
93-2246	Hydraulic Cylinder Assembly	27	1	2	93-3616	Assembly - Idler Gear	26	6	1
93-2252	Hose Assembly	19	23	1	93-4637	Washer - Flat	16	4	3
93-2252	Hose Assembly	5	31	1	93-4637	Washer - Flat	17	12	4
93-2254	Hose Assembly	13	20	2	93-5447	Insert - Threaded	8	28	2
93-2254	Hose Assembly	27	24	2	93-6668	Decal - Battery	15	33	1
93-2255	Hose Assembly	27	3	1	93-6681	Decal - Warning	18	6	1
93-2255	Hose Assembly	13	26	1	93-6686	Decal - Hydraulic Oil	8	24	1
93-2255	Hose Assembly	15	36	1	93-6689	Decal - No Rider	8	26	1
93-2256	Hose Assembly	27	4	1	93-7160	Cap - Hydraulic Oil	17	5	1
93-2256	Hose Assembly	13	25	1	93-7252	Decal - CE Mark	8	33	1
93-2256	Hose Assembly	15	35	1	93-7276	Decal - Danger	15	32	1
93-2258	Hose Assembly	29	20	1	93-7489	Valve - Flow Control	29	35	1
93-2258	Hose Assembly	13	24	1	93-7494	Cartridge - N.O. Poppet	14	2	2
93-2260	Hose - Expansion Tank	16	5	1	93-7629	Pad - Foot Brake	1	22	1
93-2260	Hose - Expansion Tank	31	10	1	93-7840	Decal - Radiator Cap	18	12	1
93-2260	Hose - Expansion Tank	18	25	1	93-8062	Decal - Parking Brake	1	5	1

*Not Illustrated

TORO PART NUMBER INDEX (Cont.)

Part No.	Description	Pg. No.	Ref. No.	Qty.	Part No.	Description	Pg. No.	Ref. No.	Qty.
93-8063	Decal - Warning	5	26	1	94-4547	Panel - Lower	8	20	1
93-8064	Decal - Warning	27	29	2	94-4548	Bumper	27	7	2
93-8064	Decal - Warning	29	29	1	94-4548	Bumper - Recessed	29	32	1
93-8068	Decal - Steering Arm	5	20	1	94-4929	Kit - Seal	6	*	1
93-8069	Decal - Hot Surface	23	9	1	94-5350	Fitting - Bulkhead Tee	25	28	2
93-9051	Decal - Eccentric Bolt	22	28	1	94-5352	Retainer - Hose	25	29	1
94-1300	Neutral Lock	2	27	1	94-5353	Tube - Hydraulic	25	31	1
94-1304	Cable - Neutral Lock	2	24	1	94-5354	Tube - Hydraulic	25	32	1
94-1312	Spacer - Pivot	22	5	1	94-5355	Hose Assembly	19	26	1
94-1316	Bracket - Bulkhead	25	6	1	94-5356	Hose Assembly	19	35	1
94-1317	Tube - Hydraulic	25	7	1	94-5357	Hose Assembly	25	26	2
94-1317	Tube - Hydraulic	13	15	1	94-5357	Hose Assembly - RH	3	7	2
94-1318	Tube - Hydraulic	24	20	1	94-5358	Hose Assembly	25	30	2
94-1318	Tube - Hydraulic	25	21	1	94-5358	Hose Assembly - LH	3	8	2
94-1319	Tube - Hydraulic	24	21	1	94-5359	Bracket - Air Cleaner	23	2	1
94-1320	Tube - Hydraulic	24	22	1	94-5438	Seal - Solenoid	14	19	8
94-1320	Tube - Hydraulic	13	34	1	94-6351	Cartridge - Relief 150 psi	14	13	1
94-1321	Tube - Hydraulic	25	20	1	94-6352	Plug - Cavity	14	18	1
94-1321	Tube - Hydraulic	24	23	1	94-6353	Plug - Cavity	14	15	1
94-1325	Push Mount Tie	15	16	2	94-6357	Hydraulic Cylinder Assembly	29	2	1
94-1328	Hose Assembly	25	8	1	94-6359	Shaft - Drive	21	2	1
94-1332	Hose Assembly	19	27	1	94-6360	Plate - Valve	21	13	1
94-1332	Hose Assembly	13	33	1	94-6361	Back Plate Assembly	21	16	1
94-1348	Hose - Tank	16	17	1	94-6362	Seal Repair Kit	21	*	1
94-1349	Hose - Breather	18	24	1	94-6363	Bearing	21	3	1
94-1364	Plate	16	13	1	94-6366	Cover - Steering Valve	5	16	1
94-1369	Spring - Ext.	22	17	1	94-6368	Bearing	21	14	1
94-1371	Spacer	2	11	1	94-6383	Hose Assembly	13	30	1
94-1372	Bracket - Mow	2	20	1	94-6383	Hose Assembly	19	44	1
94-1373	Bracket - Lock	2	19	1	94-6384	Hose Assembly	19	25	1
94-1374	Trunion Mow Bracket	2	22	1	94-6385	Valve - Relief	19	40	1
94-1375	Trunion Lock Bracket	2	21	1	94-6386	Cartridge - Relief Valve	19	46	1
94-1378	Tube - Handle Pivot	11	11	1	94-6398	Bracket - Traction	11	15	1
94-1383	Pedal Pivot	2	12	1	94-6399	Plate - Floor	2	9	1
94-1386	Shaft - Pedal Lock	2	23	1	94-6911	Handle	11	7	1
94-1390	Screw - Shoulder	31	17	1	94-6953	Console	10	1	1
94-1414	Valve	23	22	1	94-8077	Decal - Console	10	14	1
94-2579	Decal - Toro	8	27	1	94-8153	Muffler	23	7	1
94-2627	Cartridge	14	3	1	94-8155	Bracket - Bulkhead	25	14	1
94-3011	Plug	20	18	1	94-8156	Shield - Dust	31	43	1
94-3452	Pin - Cylinder	29	21	1	94-8157	Arrester - Spark	23	*	1
94-3473	Elbow Assembly - Radiator	18	26	1	94-8158	Screw - Cap	20	11	8
94-3477	Hose Assembly	13	22	1	94-8160	Washer	20	17	4
94-3477	Hose Assembly	29	26	1	94-8161	Kit - Seal Repair	20	*	1
94-3480	Guard - Alternator	18	29	1	94-8167	Hose Assembly	19	37	1
94-3483	Pull Arm	29	9	1	94-8172	Grass Basket Assembly	27	35	2
94-3483	Pull Arm	27	13	2	94-8172	Grass Basket Assembly	29	41	1
94-3486	Plate	22	34	1	94-8174	Hose - Pump Inlet	19	24	1
94-3488	Lever - Pump	22	6	1	94-8178	Seal Kit	4	*	1
94-3489	Screw - HH	2	26	1	94-8189	Clamp - Hose	31	47	1
94-3491	Bracket - Spring	22	19	1	94-8191	Clamp - Hose	31	34	5
94-3641	Housing Assembly	21	29	1	94-8196	Washer - Nylon	22	39	2
94-3643	Plate - Cam	21	10	1	94-8197	Tube - Pivot	22	2	1
94-3644	Seat	21	20	2	94-8198	Pin	27	6	2
94-3645	Key	21	1	1	94-8199	Tube - Pivot	29	22	1
94-3646	Key	21	9	1	94-9600	Brake Latch	1	13	1
94-3652	Cover Assembly	23	21	1	94-9603	Cable Support	22	9	1
94-3653	Bolt	23	15	1	94-9607	Hose - Formed	17	21	1
94-3654	Spring - Compression	23	16	1	94-9609	Bushing - Straight	22	10	1
94-3661	Seal Kit	14	*	1	94-9610	Bushing - Flange	29	6	2
94-4353	Hose - Fuel	16	18	1	94-9610	Bushing - Flange	27	10	4
94-4398	Kit - Seal, Cylinder Repair	7	*	1	94-9614	Roller - Pivot	11	22	1
94-4518	Hose - Assembly	17	22	1	94-9617	Pin - Spring	11	20	1
94-4518	Tube - Hydraulic	13	27	1	94-9618	Spacer - Spring	11	25	1
94-4519	Tube - Convolute	15	38	1	94-9619	Bushing	11	23	1
94-4527	Neutral Arm	22	11	1	94-9620	Spring - Torsion	11	26	1
94-4528	Plug	18	14	2	94-9623	Radiator Support Asm	18	8	1
94-4538	Spacer - Mount	31	41	3	94-9624	Carrier - LH	27	12	1
94-4539	Hose Assembly	25	16	1	94-9625	Carrier - RH	27	11	1
94-4539	Hose Assembly	17	32	1	94-9626	Center Carrier Asm	29	7	1
94-4546	Panel - Extension	8	30	1	94-9627	Seat Support Asm	8	4	1

*Not Illustrated

TORO PART NUMBER INDEX (Cont.)

Part No.	Description	Pg. No.	Ref. No.	Qty.	Part No.	Description	Pg. No.	Ref. No.	Qty.
94-9628	Steering Cover Asm	5	14	1	237-78	O-Ring	24	30	4
94-9629	Muffler Shield Asm	23	8	1	237-78	O-Ring	27	30	4
94-9633	Decal - Service	8	25	1	237-78	O-Ring	7	30	2
94-9634	Decal - Service (Spanish)	8	25	1	237-78	O-Ring	29	38	4
94-9635	Decal - Service (French)	8	25	1	237-79	O-Ring	14	11	1
94-9636	Decal - Service (German)	8	25	1	237-79	O-Ring	25	23	2
94-9637	Decal - Service (Swedish)	8	25	1	237-79	O-Ring	24	28	4
94-9638	Decal - Service (Italian)	8	25	1	237-79	O-Ring	19	29	3
94-9639	Decal - Service	8	25	1	237-79	O-Ring	5	29	4
94-9640	Decal - Service (Norwegian)	8	25	1	237-79	O-Ring	13	32	1
94-9641	Decal - Service (Finnish)	8	25	1	237-79	O-Ring	17	33	1
94-9642	Decal - Service (Danish)	8	25	1	237-80	O-Ring	14	16	2
94-9643	Decal - Service (Dutch)	8	25	1	237-80	O-Ring	13	17	2
94-9644	Decal - Service (Japanese)	8	25	1	237-80	O-Ring	3	31	4
94-9647	Ball Joint	29	15	1	237-80	O-Ring	19	33	1
94-9647	Ball Joint	27	20	2	237-81	O-Ring	13	29	1
94-9648	Ball Stud	29	40	1	237-81	O-Ring	17	29	3
94-9648	Ball Stud	27	41	2	237-81	O-Ring	19	34	2
95-0533	Gear Pump	19	28	1	237-100	Grommet	8	12	1
95-0535	Engine - Perkins	31	1	1	237-124	Grommet	16	25	1
95-1628	Hinge - Upper	1	11	1	237-146	O-Ring	17	27	1
95-1629	Hinge - Lower	1	12	1	237-156	O-Ring	14	5	9
95-1639	Fitting - Hydraulic	29	17	1	240-3	Grommet - Rubber	25	11	4
95-1639	Fitting - Orificed	13	36	2	240-3	Grommet - Rubber	24	24	4
95-2903	Angle - Basket Seal	27	36	2	240-11	Grommet	16	3	3
95-2903	Angle - Basket Seal	29	42	1	240-11	Grommet	17	13	4
95-2907	Hose Assembly	25	4	2	242-50	Nut - Lug	3	1	8
95-2908	Hose Assembly	24	15	2	242-50	Nut - Lug	7	8	4
95-2909	Hose Assembly	24	17	2	2411-34	Ball Joint	22	26	1
95-2927	Fitting - Hydraulic 90°	29	37	1	2411-34	Ball Joint	2	29	1
95-5641	Seal Kit	14	*	1	2411-38	Ball Joint	11	1	1
95-5999	Plug - Orifice	14	14	1	2411-38	Ball Joint Assembly	2	7	1
217-60	Rim	3	23	2	2412-34	Clamp - Hose	18	1	5
217-60	Rim	7	23	1	2412-34	Clamp - Hose	19	1	2
218-446	Washer - Lock	10	20	1	2412-34	Clamp - Hose	17	30	1
218-447	Nut - Hex.	10	21	1	2412-36	Clamp - Hose	16	10	4
218-498	Nut - Hex.	10	30	1	2412-39	Clamp - R	15	37	2
218-590	Switch - Micro	10	23	2	2412-92	Clamp - Hose	23	19	2
2112-9	Clamp	23	10	2	2412-92	Clamp - Hose	18	35	1
232-24	Stem - Valve	3	22	2	2412-104	Clamp - R	15	20	3
232-27	Valve Stem w/Cap	7	29	1	2412-107	Clamp - R	31	46	1
233-42	Knob	11	21	1	2412-108	Clamp - Hose	18	20	3
233-48	Knob	5	1	1	2412-108	Clamp - Hose	16	22	1
237-21	O-Ring	13	21	7	2412-108	Clamp - Hose	16	26	1
237-21	O-Ring	25	25	1	2412-129	Clamp - Hose	17	23	2
237-21	O-Ring	24	29	4	2412-133	Clamp - R	8	17	2
237-21	O-Ring	27	31	4	2412-134	Clamp - R	25	15	2
237-21	O-Ring	7	31	2	2412-137	Clamp - Tube, Double	25	34	1
237-21	O-Ring	5	35	2	251-259	Bearing - Ball	22	16	1
237-21	O-Ring	29	39	2	251-259	Bearing - Ball	11	19	1
237-22	O-Ring	13	19	1	252-66	Bearing - Thrust	21	32	1
237-22	O-Ring	24	25	1	252-71	Race - Bearing	21	31	2
237-22	O-Ring	17	26	1	252-95	Bearing - Thrust	21	8	2
237-22	O-Ring	19	31	7	253-111	Seal - Shaft	7	24	2
237-30	O-Ring	25	22	2	254-61	Bearing - Cup	7	19	2
237-30	O-Ring	24	27	4	254-70	Bearing Cone	7	18	2
237-30	O-Ring	13	31	1	254-78	Cone - Bearing	7	25	2
237-42	O-Ring	14	7	6	254-79	Cup - Bearing	7	26	2
237-42	O-Ring	13	18	1	256-311	Bushing - Straight	11	8	1
237-42	O-Ring	17	25	1	256-311	Bushing - Straight	2	13	4
237-42	O-Ring	24	26	1	282-2	Clevis	1	19	2
237-42	O-Ring	5	36	1	283-8	Pin - Clevis	29	3	1
237-42	O-Ring	19	39	2	283-8	Pin - Clevis	27	9	2
237-58	O-Ring	13	28	1	283-61	Pin - Clevis	1	18	2
237-58	O-Ring	17	28	1	283-87	Pin - Clevis	1	23	2
237-65	O-Ring	13	16	3	285-17	Plug	23	20	1
237-65	O-Ring	25	27	3	302-5	Fitting - Grease	2	38	1
237-65	O-Ring	3	30	4	302-5	Fitting - Grease, Str.	7	21	1
237-65	O-Ring	19	32	3	302-55	Fitting - Grease	7	27	1
237-78	O-Ring	13	23	7	302-60	Fitting - Grease 90°	29	30	1
237-78	O-Ring	25	24	1	302-60	Fitting - Grease 90°	27	33	2

*Not Illustrated

TORO PART NUMBER INDEX (Cont.)

Part No.	Description	Pg. Ref.		Part No.	Description	Pg. Ref.	
		No.	Qty.			No.	Qty.
302-60	Fitting - Grease, 90°	7	11 2	3274-1	Screw - HSH	19	20 2
304-73	Fitting - Hydraulic Barb	18	3 2	3274-12	Screw - HSH	8	29 4
321-3	Screw - Hex. Hd.	8	41 2	3274-39	Screw - HSBH	8	6 9
322-2	Screw - HH	8	2 2	3274-39	Screw - HSBH	5	13 6
323-4	Screw - HH	5	18 2	3274-63	Screw - HSBH	5	7 2
323-4	Screw - HH	22	20 2	3274-80	Screw - HSBH	5	21 3
323-11	Screw - HH	31	19 3	3290-93	Screw - HH	10	24 4
325-4	Screw - HH	5	10 2	3290-277	Nut - Speed	5	25 6
325-4	Screw - HH	29	34 1	3290-282	Rivet - Pop	8	34 1
325-4	Screw - HH	27	39 2	3290-354	Plate - Nut	10	22 2
325-6	Screw - HH	27	26 2	3290-357	Nut - Lock, Flange	31	20 3
325-6	Screw - HH	29	27 1	3290-378	Tie - Cable	31	7 2
327-17	Screw - HH	29	24 1	3290-378	Tie - Cable	10	12 2
3210-6	Screw - HH	22	8 1	3290-378	Tie - Cable	8	18 1
3211-2	Screw - HH	27	15 8	3290-378	Tie - Cable	15	31 2
3211-2	Screw - HH	29	25 4	3290-378	Tie - Cable	25	36 1
3213-1	Screw - HH	29	14 1	3290-378	Tie - Cable	18	37 1
3213-1	Screw - HH	27	19 2	3290-379	Tie - Cable	5	37 1
3217-6	Nut - Hex.	23	14 4	3290-382	Rivet - Pop	27	38 16
3218-2	Nut - Hex Jam	15	2 2	3290-382	Rivet - Pop	29	44 8
3218-5	Nut - Jam	27	27 4	3290-415	Rivet - Pop	15	24 2
3218-5	Nut - Jam	29	28 2	3290-488	Boot - Control, Lift	10	25 1
3219-14	Nut - Hex.	2	40 1	3290-489	Knob - Control, Lift	10	27 1
3220-1	Nut - Jam	22	38 1	3296-2	Nut - Lock	15	17 2
3220-1	Nut - Jam	2	39 1	3296-2	Nut - Lock	31	23 1
3220-2	Nut - Jam	1	3 2	3296-4	Nut - Lock Elastic	22	14 1
3220-2	Nut - Jam	22	32 1	3296-12	Nut - Lock	8	8 9
3220-6	Nut - Jam	7	17 4	3296-13	Nut - Lock	22	27 1
3220-20	Nut - Jam	3	15 2	3296-13	Nut - Lock	2	30 1
3241-6	Screw - SQH	19	5 2	3296-19	Nut - Lock	29	13 1
3246-3	Screw - Set	5	22 1	3296-19	Nut - Lock	27	18 2
3253-4	Washer - Lock	23	13 4	3296-27	Nut - Lock	11	4 1
3253-4	Washer - Spring Lock	23	26 4	3296-27	Nut - Lock	31	5 1
3254-2	Washer - Lock	15	13 1	3296-27	Nut - Lock	11	18 2
3254-3	Washer - Lock	31	6 1	3296-29	Nut - Lock	8	15 4
3256-1	Washer - Flat	24	2 2	3296-29	Nut - Hex	22	25 1
3256-1	Washer - Flat	17	15 3	3296-53	Nut - Hex	29	23 1
3256-1	Washer - Flat	8	23 3	3296-67	Nut - Lock NI	7	9 1
3256-1	Washer - Flat	11	24 2	32105-13	Screw - HH	15	18 2
3256-1	Washer - Flat	2	28 2	32105-13	Screw - HH	31	22 1
3256-3	Washer - Flat	19	7 4	32120-8	Ring - Retaining	28	7 1
3256-7	Washer - Flat	29	8 1	32120-8	Ring - Retaining	30	7 1
3256-22	Washer - Flat	18	15 4	32120-72	Ring - Retaining, Ext.	29	18 2
3256-22	Washer - Flat	25	19 2	32121-6	Pin - Roll	29	31 2
3256-22	Washer - Flat	22	31 1	32121-6	Pin - Roll	27	34 4
3256-22	Washer - Flat	19	41 2	32121-7	Pin - Spring	8	11 2
3256-23	Washer - Flat	8	3 4	32121-45	Roll Pin	2	5 1
3256-23	Washer - Flat	3	11 2	32121-50	Pin - Roll	1	7 1
3256-23	Washer - Flat	16	14 2	32128-20	Nut - Lock	2	25 2
3256-23	Washer - Flat	18	36 2	32136-9	Nut - Hex	7	1 1
3256-23	Washer - Flat	31	45 1	32144-14	Screw - HH	11	3 2
3256-24	Washer - Flat	15	10 1	32144-14	Screw - HH	25	3 6
3256-24	Washer - Flat	11	14 1	32144-14	Screw - HH	17	4 2
3256-24	Washer - Flat	19	19 4	32144-14	Screw - HH	15	5 13
3256-24	Washer - Flat	2	35 2	32144-14	Screw - HH	16	6 3
3256-26	Washer - Flat	5	11 2	32144-14	Screw - HH	18	7 2
3256-26	Washer - Flat	31	31 8	32144-14	Screw - HH	27	8 4
3256-27	Washer - Flat	1	24 2	32144-14	Screw - HH	1	10 5
3256-49	Washer - Flat	8	35 1	32144-14	Screw - HH	2	10 8
3256-51	Washer - Flat	31	48 1	32144-14	Screw - HH	8	21 2
3256-77	Washer - Flat	8	7 6	32144-14	Screw - HWH	31	44 3
3257-42	Key - Woodruff	3	5 2	32144-14	Screw - Hex. Washer Hd.	7	32 1
3257-42	Key - Woodruff	4	17 1	32144-21	Screw - PPH	5	28 2
3269-15	Rivet - Pop	18	21 8	32144-44	Screw - HWH	27	32 2
3272-6	Pin - Cotter	1	20 2	32144-44	Screw - HWH	29	33 1
3272-11	Pin - Cotter	29	16 1	32149-8	Nut - Keps	10	8 2
3272-11	Pin - Cotter	27	23 2	32151-13	Ring - Retaining	21	35 1
3272-11	Pin - Cotter	1	25 2	32151-29	Ring - Retaining	21	30 2
3272-37	Pin - Cotter	7	2 1	32151-41	Ring - Retaining	26	13 1
3273-26	Screw - HSH	11	6 2	32151-104	Ring - Retaining, Ext.	7	12 2
3273-26	Screw - PPH	10	11 4	33014-00	Nut - Hex	2	37 1

*Not Illustrated

TORO PART NUMBER INDEX (Cont.)

Part No.	Description	Pg. No.	Ref. No.	Qty.	Part No.	Description	Pg. No.	Ref. No.	Qty.
33023-00	Nut - Lock	1	1	2	33114-070	Screw - HH	31	12	1
33023-00	Nut - Lock	22	1	1	33115-016	Screw - HH	2	36	1
33023-00	Nut - Lock	15	3	8	33115-020	Screw - HH	31	8	5
33023-00	Nut - Lock	2	15	2	33115-020	Screw - HH	16	16	3
33023-00	Nut - Lock	11	27	1	33115-020	Screw - HH	17	16	6
33023-00	Nut - Lock	18	27	4	33115-035	Screw - HH	22	33	3
33023-00	Nut - Lock	19	45	2	33115-040	Screw - HH	15	8	1
33023-00	Nut - Lock NI	24	4	2	33115-040	Screw - HH	11	12	1
33023-00	Nut - Lock NI	10	19	2	33115-040	Screw - HH	19	15	2
33023-00	Nut - Lock NI	3	19	8	33115-090	Screw - HH	2	14	1
33023-00	Nut - Lock NI (Europe)	8	32	1	33116-060	Screw - HH	3	20	8
33023-016	Nut - Lock NI	25	18	2	33116-130	Screw - HH	31	30	4
33024-00	Nut - Lock	23	3	4	33123-016	Screw - Carriage	1	6	2
33024-00	Nut - Lock	1	8	1	33124-020	Screw - Carr.	2	6	2
33024-00	Nut - Lock	18	9	6	340-2	Fitting - Hydraulic	17	2	1
33024-00	Nut - Lock	19	13	2	340-2	Fitting - Hydraulic	24	16	1
33024-00	Nut - Lock	31	16	14	340-4	Fitting - Hydraulic	24	8	2
33024-00	Nut - Lock	2	17	4	340-7	Fitting - Hydraulic	13	2	1
33024-00	Nut - Lock	22	21	3	340-8	Fitting - Hydraulic	19	17	2
33024-00	Nut - Lock	25	33	1	340-9	Fitting - Hydraulic	17	7	1
33024-00	Nut - Lock NI	10	3	4	340-9	Fitting - Hydraulic	13	8	1
33024-00	Nut - Lock NI	11	5	1	340-14	Fitting - 45°	3	9	4
33024-00	Nut - Lock NI	3	18	2	340-14	Fitting - Hydraulic	13	35	1
33025-00	Nut - Lock	15	9	1	340-17	Fitting - Hydraulic 90°	13	5	1
33025-00	Nut - Lock	19	14	2	340-17	Fitting - Hydraulic 90°	19	18	1
33025-00	Nut - Lock	2	33	1	340-18	Fitting - Hydraulic 90°	19	3	1
33025-00	Nut - Lock	22	37	3	340-18	Fitting - Hydraulic 90°	19	21	1
33025-00	Nut - Lock NI	11	13	1	340-70	Nut - Bulkhead	25	2	1
33026-00	Nut - Lock	31	32	4	340-74	Nut - Bulkhead	25	1	4
33113-008	Screw - HH	24	19	1	340-74	Nut - Bulkhead	24	10	4
33113-012	ScREW - Hex. Hd.	8	36	1	340-77	Fitting - Hydraulic 90°	13	6	1
33113-016	Screw - HH	15	12	6	340-77	Fitting - Hydraulic 90°	19	38	1
33113-016	Screw - HH	17	18	3	340-92	Fitting - Hydraulic	24	7	4
33113-016	Screw - HH	18	22	4	340-92	Fitting - Hydraulic	13	9	1
33113-016	Screw - HH	8	22	2	340-92	Fitting - Hydraulic	25	12	1
33113-016	Screw - HH	31	26	4	340-94	Fitting - Tee	19	43	1
33113-020	Screw - HH	3	16	8	340-98	Fitting - Hydraulic 90°	24	6	2
33113-020	Screw - HH	25	17	2	340-98	Fitting - Hydraulic 90°	25	13	2
33113-030	Screw - HH	22	3	1	340-103	Fitting - Hydraulic 45°	13	10	1
33113-030	Screw - HH	15	15	2	340-115	Fitting - Tee	19	36	1
33113-030	Screw - HH	10	18	2	340-132	Fitting - Hydraulic	7	15	2
33113-030	Screw - HH (Europe)	8	31	1	340-132	Fitting - Hydraulic 90°	29	1	1
33113-050	Screw - HH	24	1	2	340-132	Fitting - Hydraulic 90°	27	2	4
33113-050	Screw - HH	19	42	2	340-132	Fitting - Hydraulic 90°	13	7	1
33114-016	Screw - HH	13	12	2	340-133	Fitting - Hydraulic	5	17	2
33114-016	Screw - HH	16	15	2	340-138	Fitting - Hydraulic 45°	13	3	1
33114-016	Screw - HH	18	28	3	340-140	Tee - Hydraulic	13	11	1
33114-016	Screw - HH	2	32	4	351-78	Edging	8	39	1
33114-020	Screw - HH	10	2	4	351-80	Clip - Edging	8	42	1
33114-020	Screw - HH	23	4	6	353-599	Pin-Dowel	26	3	2
33114-020	Screw - HH	1	9	1	353-988	Plug	17	19	1
33114-020	Screw - HH	19	11	6	353-988	Plug	19	22	1
33114-020	Screw - HH	31	15	14	353-988	Plug	14	10	1
33114-020	Screw - HH	18	18	5	353-989	Plug	14	6	6
33114-020	Screw - HH	22	24	1	353-991	Plug	24	5	1
33114-020	Screw - HH	31	25	3	353-991	Plug	14	4	9
33114-020	Screw - HH	25	35	1	354-46	Ring-Seal	26	8	1
33114-020	Screw - Hex. Hd.	23	27	4	354-50	Screw-Hex Socket Hd.	26	1	4
33114-025	Screw - HH	22	22	1	354-51	Washer	26	2	4
33114-025	Screw - HH	23	25	4	354-70	Plug	14	17	2
33114-030	Screw - HH	19	12	2	354-73	Fitting - Hydraulic, Barb	17	9	2
33114-030	Screw - HH	3	17	2	354-78	Fitting - Hydraulic	17	1	1
33114-030	Screw - HH	22	23	1					

*Not Illustrated

PRODUCT CHANGES

In an effort to make improvements available to TORO owners as quickly as possible, minor changes are incorporated into Toro's products from time to time that do not become immediately shown in the Parts Catalog. If such a change has been made in your unit, which is not reflected in your manual, see your TORO Distributor or his Authorized TORO Service Dealer for information and part numbers.

IDENTIFICATION AND ORDERING

MODEL AND SERIAL NUMBERS

The Greensmaster 3200D has two identification numbers; a model number and a serial number. The two numbers are stamped on a plate which is located on the left hand frame rail. In any correspondence concerning the Greensmaster 3200D, supply model and serial numbers to assure that correct information and replacement parts are obtained.

To order replacement parts from an Authorized TORO Service Dealer, supply the following information:

1. Model and serial number of the Greensmaster 3200D.
2. Part number, description, and the quantity of part(s) desired.

NOTE: Do not order by reference number if a parts catalog is being used; use the PART NUMBER.

TABLE OF CONTENTS

Description	Page	Description	Page
Frame & Brake Pedal Assembly	1	Pull Frame Assembly – Rear	29
Floor Panel & Traction Pedal Assembly	2	Hydraulic Cylinder No. 94-6357	30
Front Wheel & Brake Assembly	3	Engine Installation Assembly	31
Hydraulic Drive Motor Assembly No. 92-9199	4	Cylinder Block Assembly	32
Steering Arm Assembly	5	Crankshaft Assembly	33
Steering Control Valve No. 93-2120	6	Cylinder Head Assembly	34
Rear Wheel Assembly	7	Rocker Arm Assembly	35
Seat Assembly	8	Camshaft Assembly	36
Electrical Schematic	9	Timing Cover Assembly	37
Control Panel Assembly	10	Oil Pump Assembly	38
Traction Handle Assembly	11	Fuel Injection System Assembly	39
Hydraulic Schematic	12	Injection Pump Assembly	40
Manifold Installation Assembly	13	Flywheel Assembly	41
Manifold Assembly No. 93-4420	14	Starter Installation Assembly	42
Electronics Installation Assembly	15	Oil Sump Assembly	43
Fuel Tank Assembly	16	Valve Cover Assembly	44
Hydraulic Reservoir Assembly	17	Oil Filter & Exhaust Manifold Assemblies	45
Radiator Assembly	18	Water Pump Assembly	46
Hydraulic Pump & Hydrostat Assembly	19	Alternator Assembly	47
Gear Pump Assembly No. 95-0533	20	Timing Cover Plate Assembly	48
Hydrostat Assembly No. 93-2586	21	Low Pressure Fuel System & Throttle Stop Assemblies	49
Neutral System Assembly	22	Lift Pump Assembly	50
Muffler & Air Cleaner Assembly	23	Fuel Filter Assembly	51
Reel Motor Installation Assembly – RH & LH	24	Engine Lifting Tab & Cold Start Assemblies	52
Reel Motor Installation Assembly – Rear	25	Tachometer & Hour Recorder Drive Assembly	53
Reel Motor Assembly No. 93-1375	26	Gasket and Seals	54
Pull Frame Assembly – RH & LH	27	TORO Part Number Index	55-60
Hydraulic Cylinder No. 93-2246	28		

