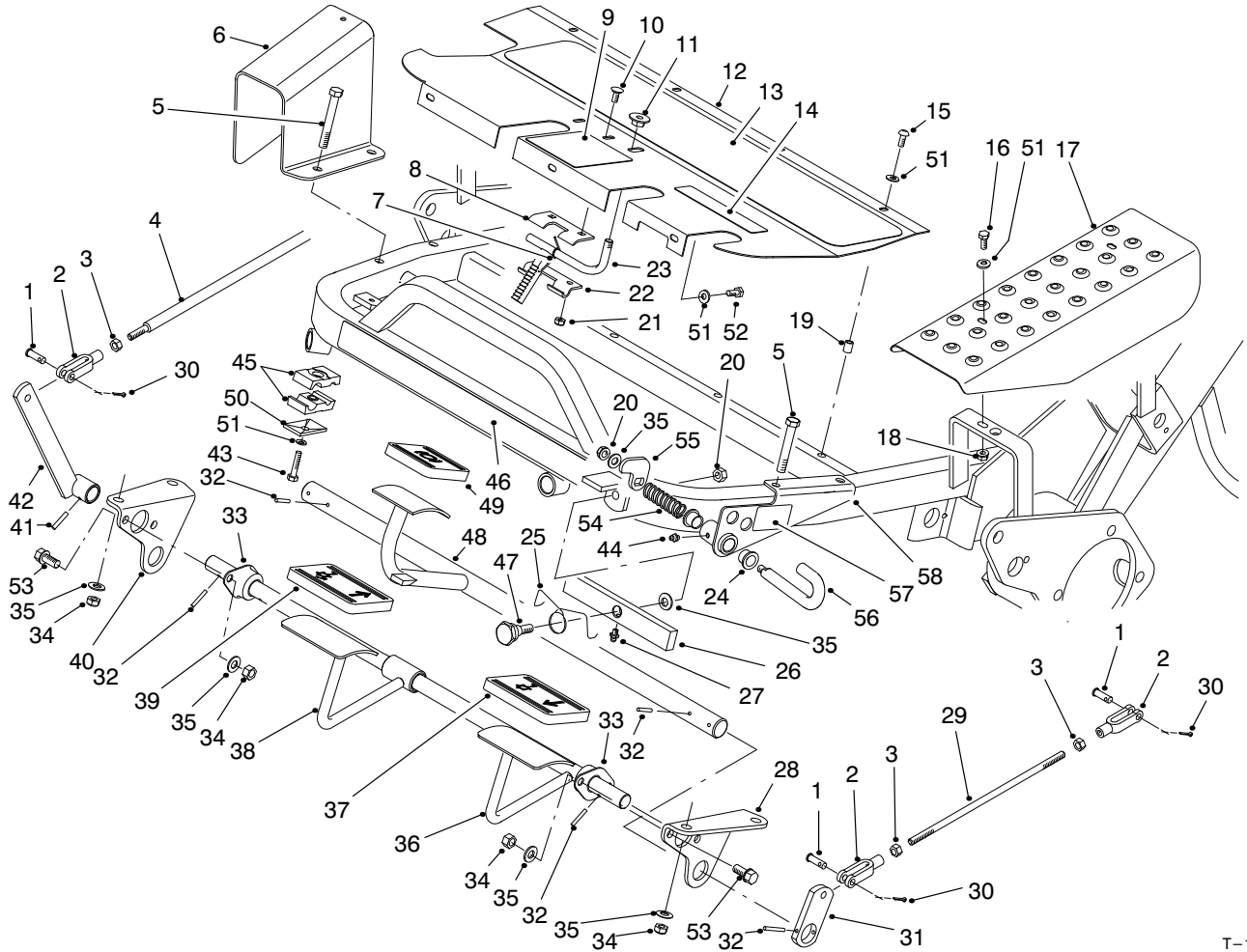




MODEL NO. 04354-70001 & UP	PARTS CATALOG
GREENSMASTER® 3100-3WD TRACTION UNIT	

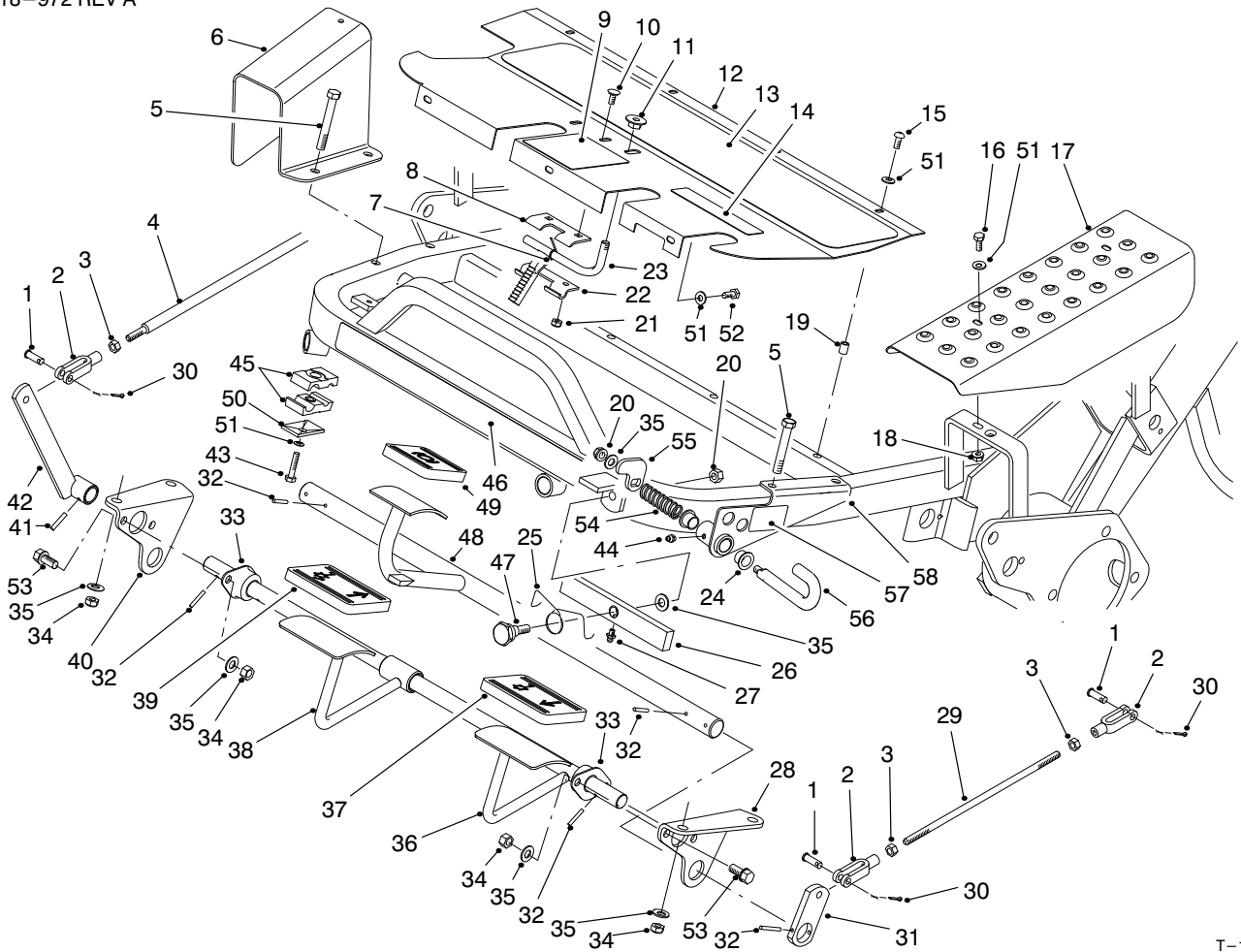


T-1285C

CONTROL PEDAL ASSEMBLY

Ref. No.	Part No.	Description	No. Used
1	283-61	Pin - Clevis	5
2	282-2	Clevis - Adjusting	5
3	3220-2	Nut - Jam	5
4	49-5430	Rod - Control	1
5	323-13	Screw - Cap Hex. Hd.	4
6	49-6110	Guard - Transfer Rod	1
7	10-8140	Spring - Torsion	1
8	95-1628	Hinge - Upper	1
9	93-8062	Decal - Parking Brake	1
9	83-2480	Decal - Parking Brake (Japanese)	1
10	3229-22	Bolt - Carriage	2
11	32141-111	Nut Flange Lock	1
12	83-0640	Plate - Footrest	1
13	49-6120	Pad - Footrest	1
14	93-8075	Decal - Mow/Lift	1
14	83-2530	Decal - Mow/Lift (Japanese)	1

Ref. No.	Part No.	Description	No. Used
15	3274-31	Screw - Hex. Socket Hd.	4
16	321-4	Screw - Hex. Flange Hd.	2
17	83-0200	Cover - L.H.	1
18	32128-33	Nut - Flange Lock	2
19	32148-6	Insert - Threaded	8
20	3296-39	Nut - Lock	2
21	3296-16	Nut - Lock	2
22	95-1629	Hinge - Lower	1
23	10-7850	Latch - Parking Brake	1
24	3-1506	Bushing	2
25	83-0080	Spring - Torsion	1
26	83-0060	Lift - Pivot	1
27	302-5	Fitting - Grease	1
28	88-9640	Lift Pivot Bracket L.H.	1
29	27-2270	Rod - Brake Adjusting	2
30	3272-6	Pin - Cotter	5
31	10-8100	Strap - Brake Shaft	2



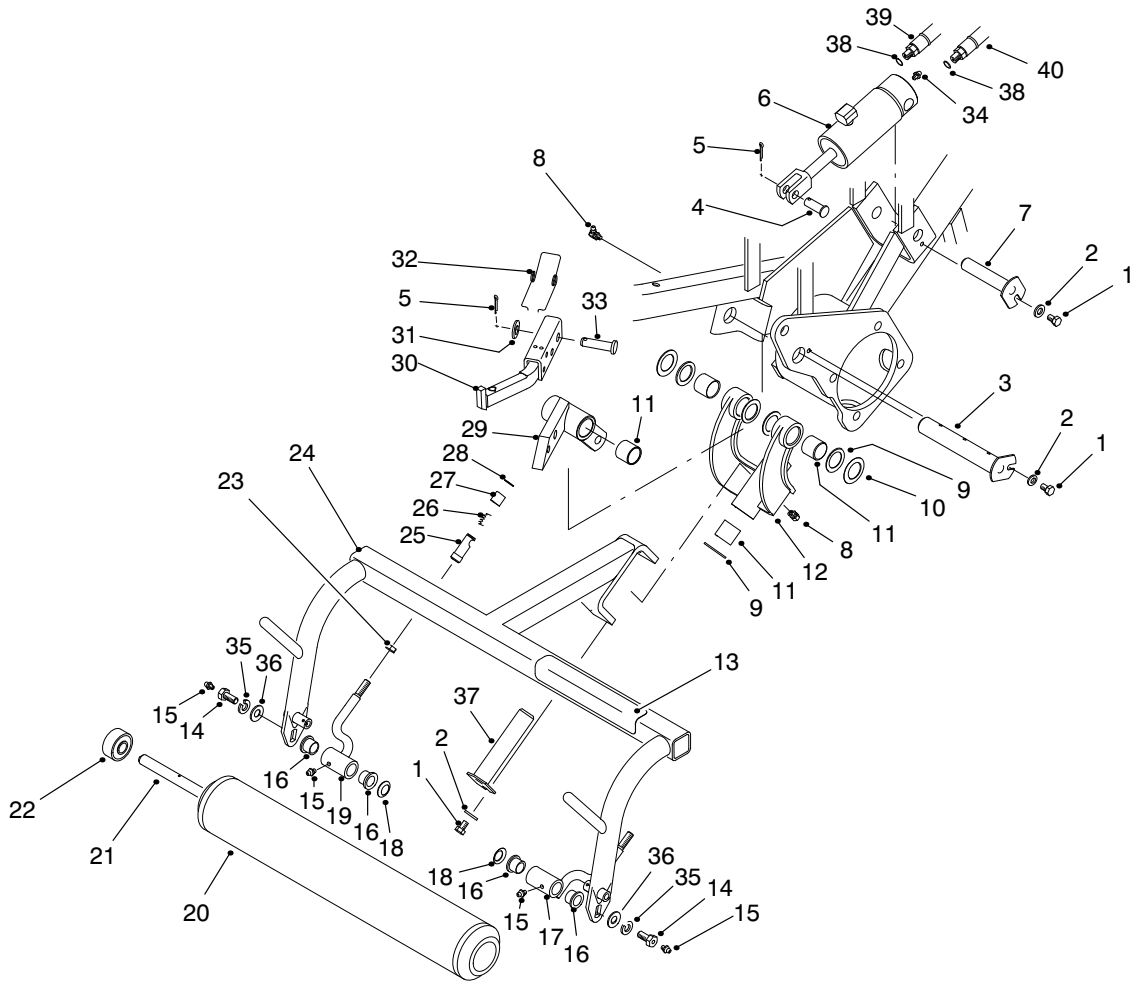
T-1285C

CONTROL PEDAL ASSEMBLY (Continued)

Ref. No.	Part No.	Description	No. Used
32	32121-35	Pin - Roll	8
33	27-2320	Bearing - Flange	2
34	3296-59	Nut - Lock	8
35	3256-38	Washer - Flat	6
36	88-9660	Shaft - Cutting Control	1
37	93-7631	Pad - Lift	1
38	83-0140	Pedal - Mow	1
39	93-7630	Pad - Mow	1
40	88-9630	Lift Pivot Bracket R.H.	1
41	32121-6	Pin - Roll	1
42	49-6200	Lever - Cutting Control	1
43	321-11	Screw - Cap Hex. Hd.	1
44	302-5	Fitting - Grease	1
45	56-7970	Clamp Half - Tube	2
46	93-2548	Decal - Greensmaster 3100	1

Ref. No.	Part No.	Description	No. Used
47	83-2590	Bolt - Eccentric	1
48	83-0160	Shaft - Brake	1
49	93-7629	Pad - Brake	1
50	69-9760	Plate - Cover	1
51	3256-1	Washer - Flat	9
52	321-3	Screw - Cap Hex. Hd.	3
53	3234-1	Screw - Cap Hex. Hd.	4
54	76-0410	Spring	1
55	93-9904	Arm - Lock Out, Mow	1
56	93-9903	Pin - Lock Out, Mow	1
57	93-9898	Decal - Lock	1
58	93-9901	Bracket - Lock Out, Mow	1
*	36-7250	Basket - Grass	3
*	65-8320	Bar - Gauge	1

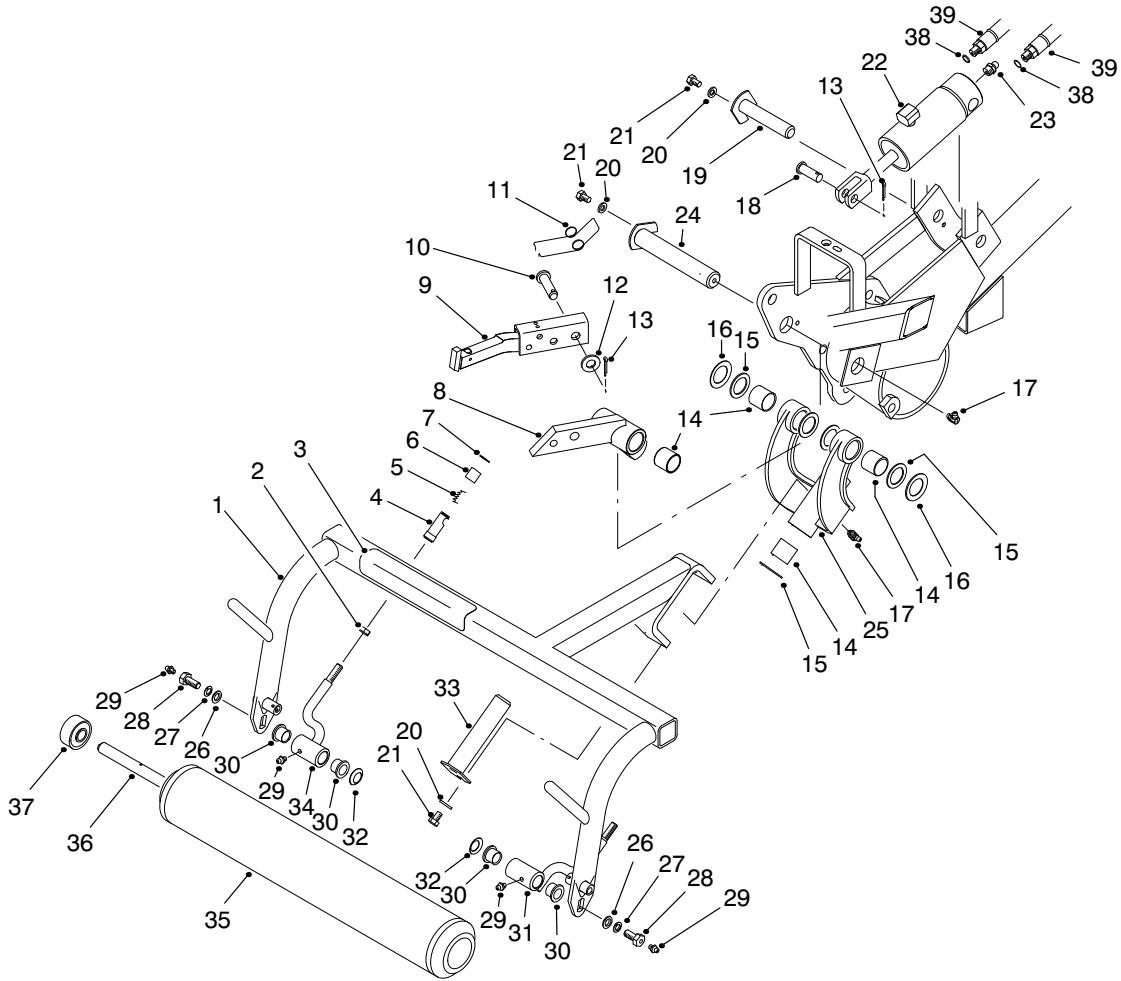
*Not Illustrated



T-1283B

PULL FRAME ASSEMBLY L.H.

Ref. No.	Part No.	Description	No. Used	Ref. No.	Part No.	Description	No. Used
1	322-1	Screw - Cap Hex. Hd.	3			(Incl. Ref. #22)	1
2	3256-23	Washer - Flat	3	21	21-8470	Shaft - Roller	1
3	10-6110	Pin - Hinge	1	22	251-141	Bearing - Ball	2
4	283-8	Pin - Clevis	1	23	3220-3	Nut - Jam	2
5	3272-11	Pin - Cotter	2	24	92-9176	Frame - Pull L.H.	1
6	83-2580	Cylinder - Lift	1	25	94-2959	Ball Joint Receiver Assy.	
7	10-6060	Pin - Lift Cylinder	1			(Incl. Ref. #26-28)	2
8	302-60	Fitting - Grease 90°	2	26		Spring - Compression	2
9	10-8110	Washer - Thrust	6	27		Sleeve	2
10	5-1226	Washer - Shim	2	28		Ring - Retaining	2
11	3-0348	Bushing - Sleeve	6	29	62-2460	Lift Arm Assembly L.H.	
12	10-7820	Pivot Hinge Assembly (Incl. Ref. #11)	1			(Incl. Ref. #11)	1
13	93-8064	Decal - Danger	1	30	94-5586	Bar - Lift L.H.	1
13	84-6560	Decal - Danger (Japanese)	1	31	3256-26	Washer - Flat	1
14	11-0160	Roller Shaft Screw Assy. (Incl. Ref. #15)	2	32	57-7650	Spring - Torsion	1
15	302-5	Fitting - Grease Straight	4	33	63-8750	Pin - Pivot	1
16	3-1506	Bushing - Flange	4	34	302-2	Fitting - Grease Straight	1
17	92-0586	Pull Arm Assembly L.H. (Incl. Ref. #16)	1	35	3253-21	Washer - Lock	2
18	3290-317	Washer - Wave	2	36	3256-24	Washer - Flat	2
19	92-0585	Pull Arm Assembly R.H. (Incl. Ref. #16)	1	37	10-6090	Pin - Pivot	1
20	52-2720	Roller Assembly		38	237-78	Seal - O-Ring	2
				39	63-3850	Hose - Hydraulic (Incl. Ref. #38)	1
				40	83-1690	Hose - Hydraulic (Incl. Ref. #38)	1

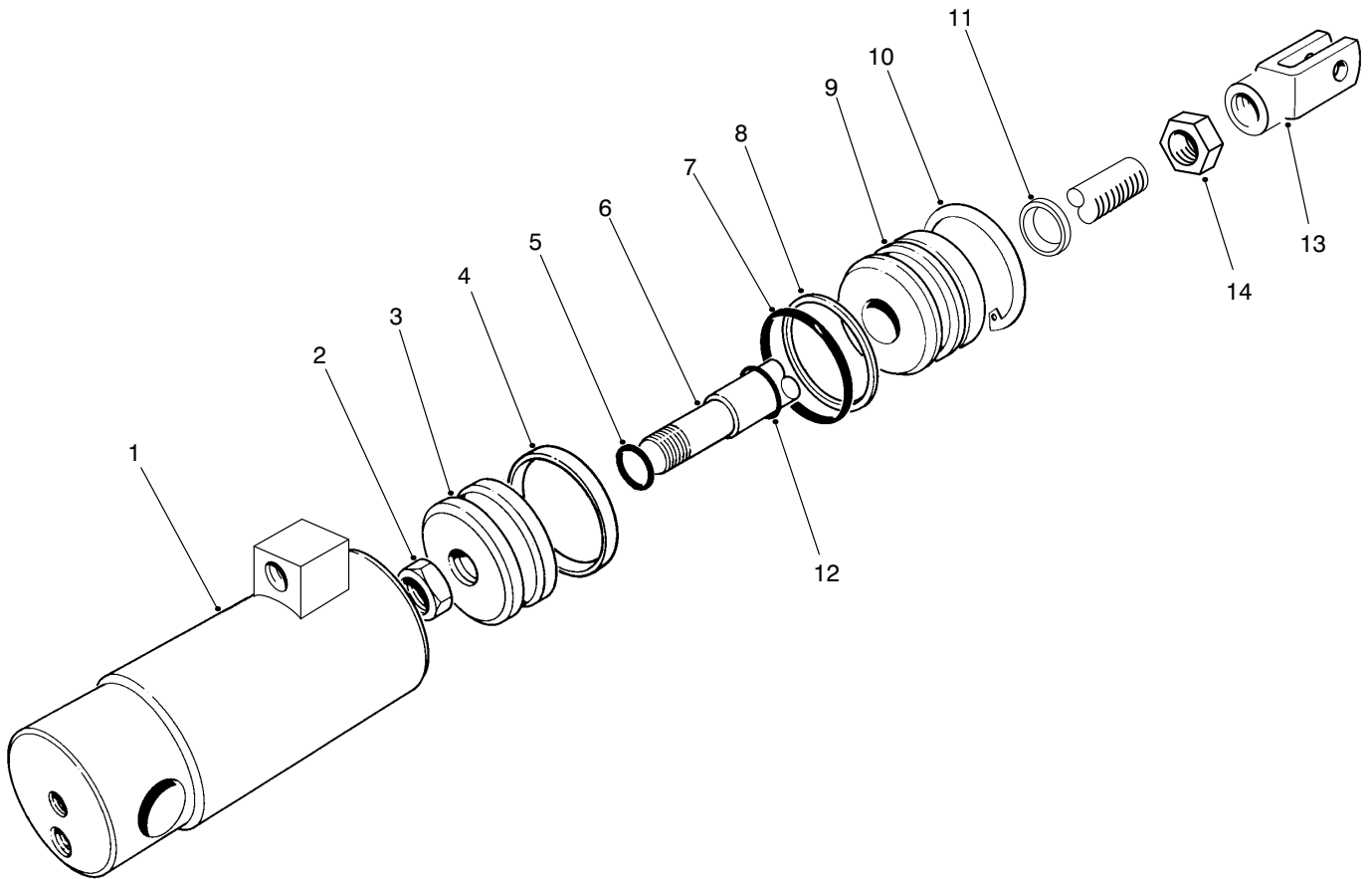


T-1284C

PULL FRAME ASSEMBLY R.H.

Ref. No.	Part No.	Description	No. Used
1	92-9177	Frame - Pull R.H.	1
2	3220-3	Nut - Jam	2
3	93-8064	Decal - Danger	1
3	84-6560	Decal - Danger (Japanese)	1
4	94-2959	Ball Joint Receiver Assy. (Incl. Ref. #5-7)	2
5		Spring - Compression	2
6		Sleeve	2
7		Ring - Retaining	2
8	62-2440	Lift Arm Assembly (Incl. Ref. #14)	1
9	94-5588	Bar - Lift, R.H.	1
10	63-8750	Pin - Pivot	1
11	57-7650	Spring - Torsion	1
12	3256-26	Washer - Flat	1
13	3272-11	Pin - Cotter	2
14	3-0348	Bushing - Sleeve	6
15	10-8110	Washer - Thrust	6
16	5-1226	Washer - Shim	2
17	302-60	Fitting - Grease 90°	2
18	283-8	Pin - Clevis	1
19	10-6060	Pin - Pivot	1
20	3256-23	Washer - Flat	3
21	322-1	Screw - Cap Hex. Hd.	3

Ref. No.	Part No.	Description	No. Used
22	83-2580	Hydraulic Cylinder Assy.	1
23	302-2	Fitting - Grease	1
24	10-6110	Pin - Pivot	1
25	10-7820	Pivot Hinge Assembly (Incl. Ref. #14)	1
26	3256-24	Washer - Flat	2
27	3253-21	Washer - Lock	2
28	11-0160	Roller Shaft Screw Assy. (Incl. Ref. #29)	2
29	302-5	Fitting - Grease	4
30	3-1506	Bushing - Flange	4
31	92-0586	Pull Arm Assembly L.H. (Incl. Ref. #30)	1
32	3290-317	Washer - Wave	2
33	10-6090	Pin - Pivot	1
34	92-0585	Pull Arm Assembly R.H. (Incl. Ref. #30)	1
35	52-2720	Roller Assembly (Incl. Ref. #37)	1
36	21-8470	Shaft - Roller	1
37	251-141	Bearing - Ball	2
38	237-78	Seal - O-Ring	2
39	92-9767	Assy. - Hose, Cylinder Lift (Incl. Ref. #38)	2



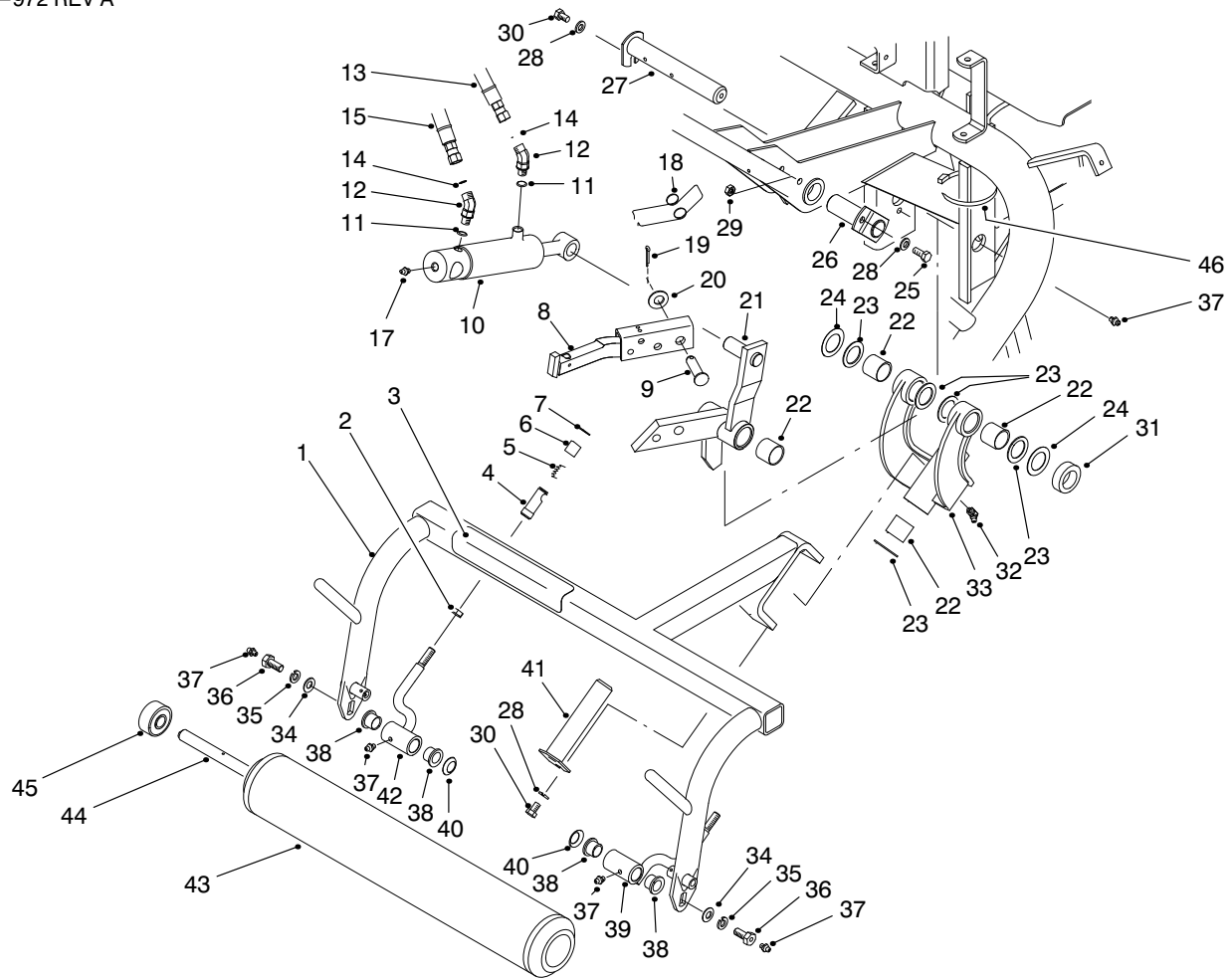
T-1246

HYDRAULIC CYLINDER ASSEMBLY NO. 83-2580

Ref. No.	Part No.	Description	No. Used
1		Barrel	1
2	32152-10	Nut - Lock	1
3	52-1990	Piston	1
4		Uniring	1
5		Seal - O-Ring	1
6	76-1860	Shaft	1
7		Seal - O-Ring	1
8		Washer - Back-Up	1
9	65-4860	Head	1

Ref. No.	Part No.	Description	No. Used
10	32120-8	Ring - Retaining	1
11		Seal - Dust	1
12		Seal - PDF	1
13	76-1850	Clevis	1
14	3220-6	Nut - Jam	1
*	86-5390	Seal Kit (Incl. Ref. #4, 5, 7, 8, 11 & 12)	1

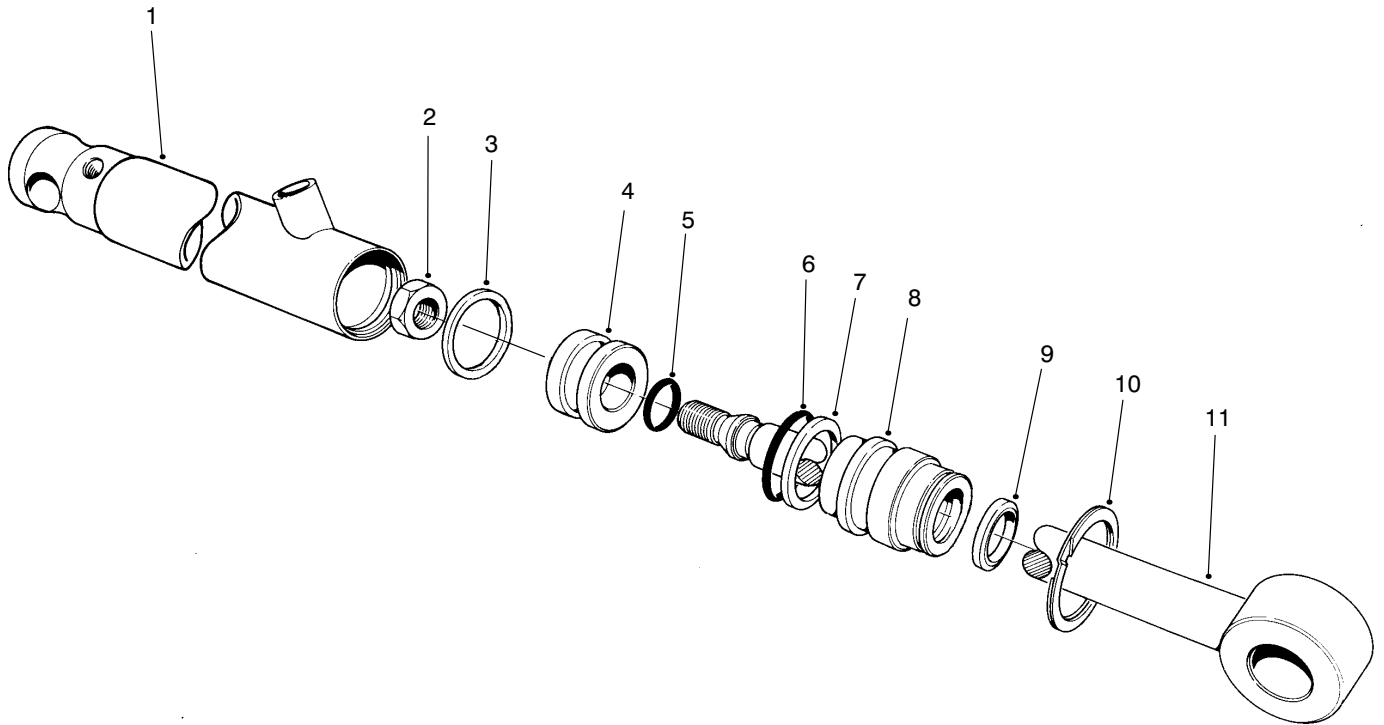
*Not Illustrated



T-1286C

PULL FRAME ASSEMBLY REAR

Ref. No.	Part No.	Description	No. Used	Ref. No.	Part No.	Description	No. Used
1	86-9820	Frame - Pull Rear	1	25	322-3	Screw - Cap Hex. Hd.	1
2	3220-3	Nut - Jam	2	26	68-5560	Pin - Cylinder Pivot	1
3	93-8064	Decal - Danger	1	27	27-2550	Pin - Pivot	1
3	84-6560	Decal - Danger (Japanese)	1	28	3256-23	Washer - Flat	3
4	94-2959	Ball Joint Receiver Assy. (Incl. Ref. 5-7)	2	29	3296-29	Nut - Lock	1
5		Spring - Compression	2	30	322-1	Screw - Cap Hex. Hd.	2
6		Sleeve	2	31	93-2384	Spacer - Carrier	1
7		Ring - Retaining	2	32	302-60	Fitting - Grease 90°	1
8	62-2420	Bar - Lift, Center	1	33	10-7820	Pivot Hinge Assembly (Incl. Ref. #22)	1
9	63-8750	Pin - Pivot	1	34	3256-24	Washer - Flat	2
10	83-7230	Hydraulic Cylinder Assembly	1	35	3253-21	Washer - Lock	2
11	237-35	Seal - O-Ring	2	36	11-0160	Roller Shaft Screw Assy. (Incl. Ref. #37)	2
12	340-103	Fitting - Hydraulic 45° (Incl. Ref. #11 & 14)	2	37	302-5	Fitting - Grease Straight	5
13	83-1680	Hose - Hydraulic	1	38	3-1506	Bushing - Flange	4
14	237-78	Seal - O-Ring	2	39	92-0586	Pull Arm Assembly L.H. (Incl. Ref. #38)	1
15	88-9700	Hose - Hydraulic	1	40	3290-317	Washer - Wave	2
17	302-2	Fitting - Grease	1	41	10-6090	Pin - Pivot	1
18	57-7650	Spring - Torsion	1	42	92-0585	Pull Arm Assembly R.H. (Incl. Ref. #38)	1
19	3272-11	Pin - Cotter	1	43	52-2720	Roller Assembly (Incl. Ref. #45)	1
20	3256-26	Washer - Flat	1	44	21-8470	Shaft - Roller	1
21	68-5380	Lift Arm Assembly (Incl. Ref. #22)	1	45	251-141	Bearing - Ball	2
22	3-0348	Bushing - Sleeve	6	46	3290-379	Tie - Cable	1
23	10-8110	Washer - Thrust	6				
24	5-1226	Washer - Shim	2				



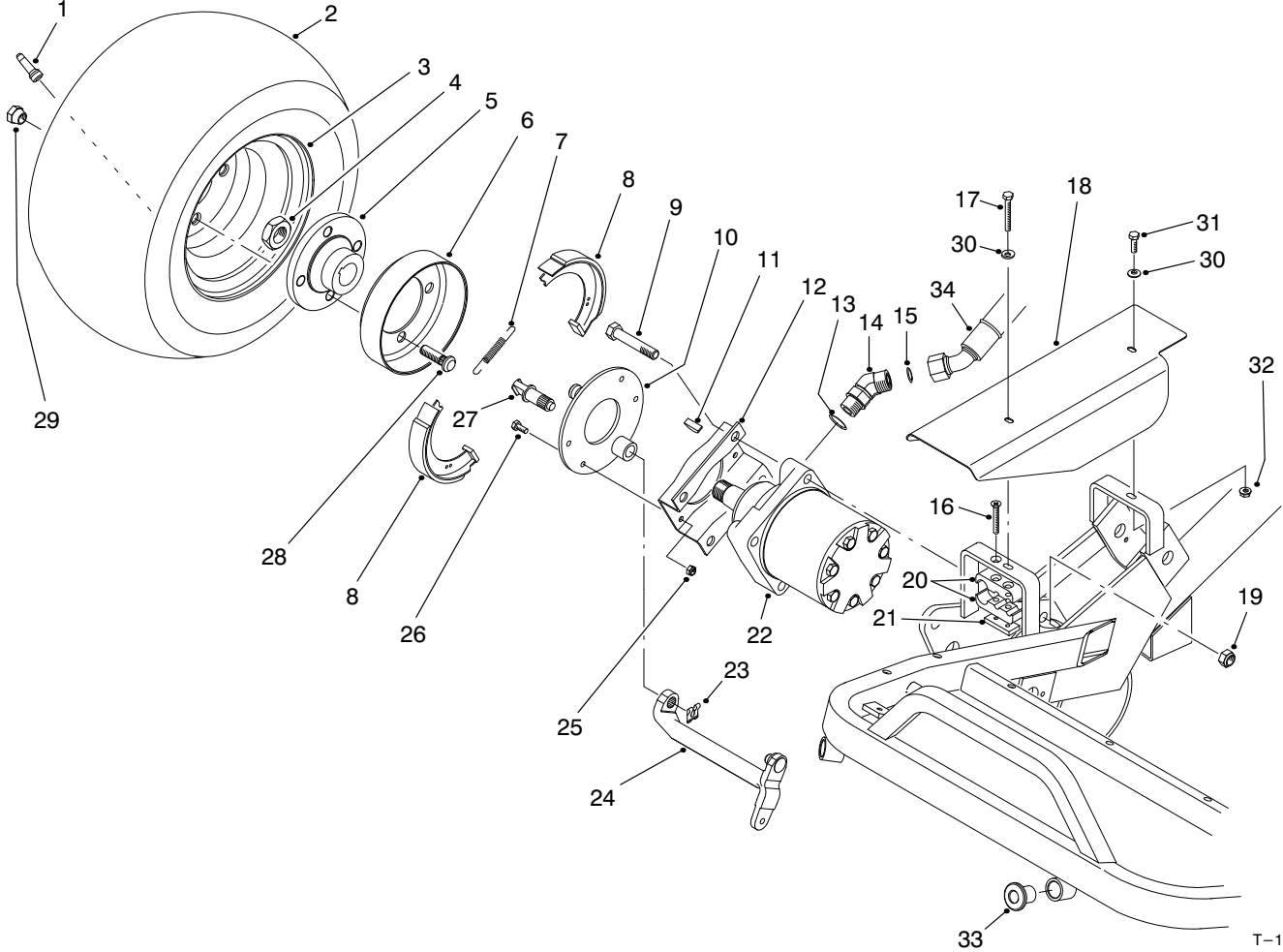
T-0640

HYDRAULIC CYLINDER NO. 83-7230

Ref. No.	Part No.	Description	No. Used
1	70-8130	Barrel	1
2	32152-10	Nut - Hex.	1
3		Uniring	1
4	70-2780	Piston	1
5		Seal - O-Ring	1
6		Seal - O-Ring	1
7		Washer - Back-Up	1

Ref. No.	Part No.	Description	No. Used
8	70-2770	Head	1
9		Seal - Dust	1
10	43-5220	Ring - Retaining	1
11	43-5230	Shaft & Clevis	1
*	86-5360	Repair Kit (Incl. Ref. #3, 5-7 & 9)	1

*Not Illustrated



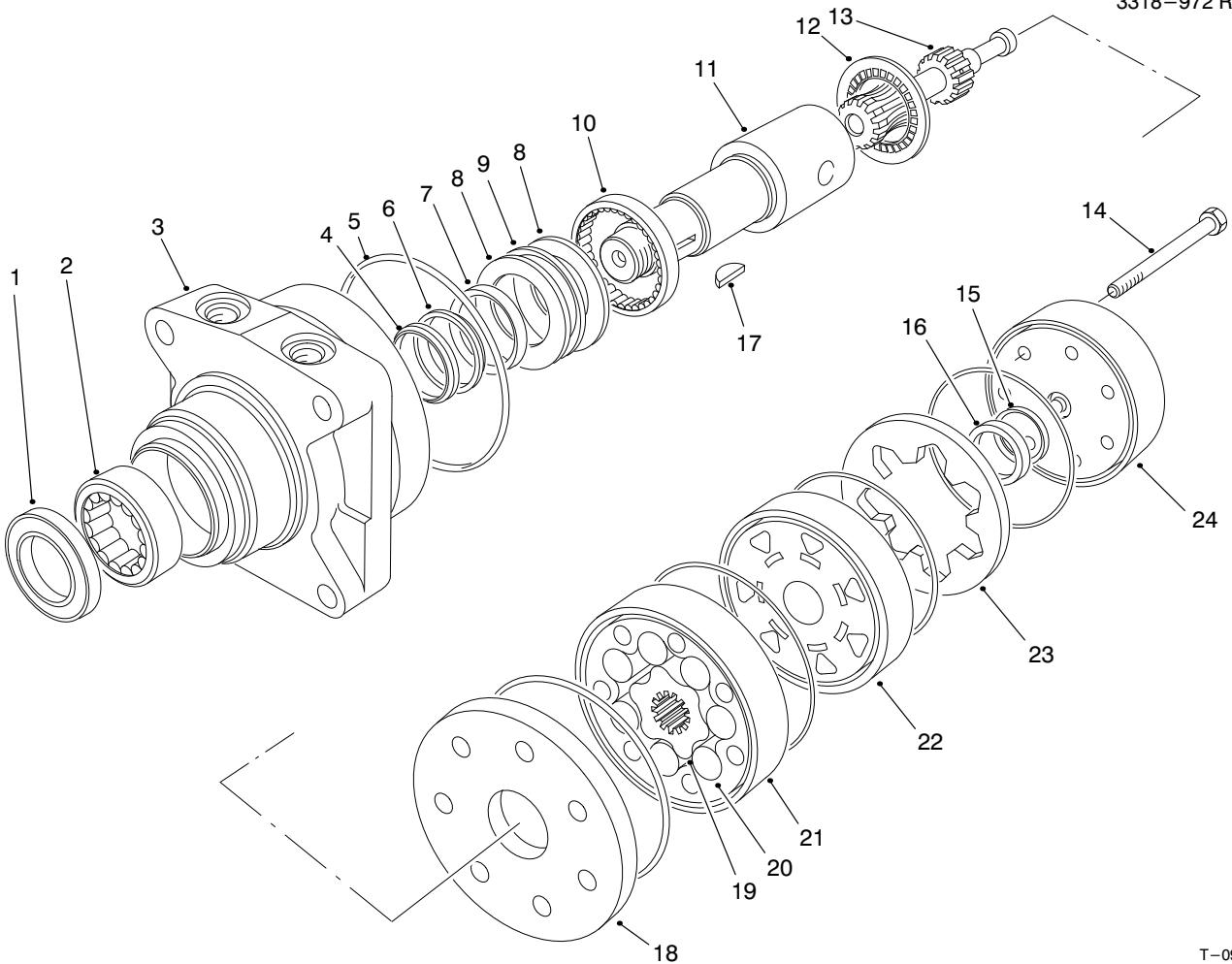
T-1282

FRONT WHEEL & BRAKE ASSEMBLY

Ref. No.	Part No.	Description	No. Used
1	232-24	Stem - Valve	2
2	28-3680	Tire	2
3	217-60	Rim	2
4	26-3790	Nut - Lock	2
5	10-6870	Hub - Wheel	2
6	10-6850	Drum - Brake	2
7	70-9880	Spring - Return	4
8	70-9840	Shoe - Brake	4
9	325-11	Screw - Cap Hex. Hd.	8
10	70-9870	Plate - Backing	2
11	3257-42	Key - Woodruff	2
12	84-2000	Bracket - Brake	2
13	237-80	Seal - O-Ring	4
14	340-14	Fitting - Hydraulic 45° (Incl. Ref. #13 & 15)	4
15	237-65	Seal - O-Ring	4
16	32108-100	Screw - Flat Hd.	1
17	321-11	Screw - Hex. Washer Hd.	1
18	83-0190	Cover - R.H.	1
19	3296-23	Nut - Lock	8
20	57-6140	Clamp Half - Tube	2

Ref. No.	Part No.	Description	No. Used
21	83-1220	Plate - Clamp	1
22	92-9199	Motor - Hydraulic	2
23	70-9850	Clip - Retaining	2
24	93-2096	Arm - Brake	2
25	3296-42	Nut - Lock	8
26	321-5	Screw - Cap Hex. Hd.	8
27	70-9860	Cam - Brake	2
28	85-6540	Stud - Drive	8
29	242-50	Nut - Lug	8
30	3256-22	Washer - Flat	2
31	321-4	Screw - Cap Hex. Hd.	1
32	32128-33	Nut - Lock	1
33	83-1700	Bushing - Flange	2
34	83-2450	Hose - Hydraulic (Top)	1
*	92-9768	Hose - Hydraulic (Bottom)	1
*	10-6821	Brake Drum Assembly (Incl. Ref. #5, 6 & 28)	2
*	71-1500	Brake Assembly (Incl. Ref. #7, 8, 10, 23 & 27)	2

*Not Illustrated



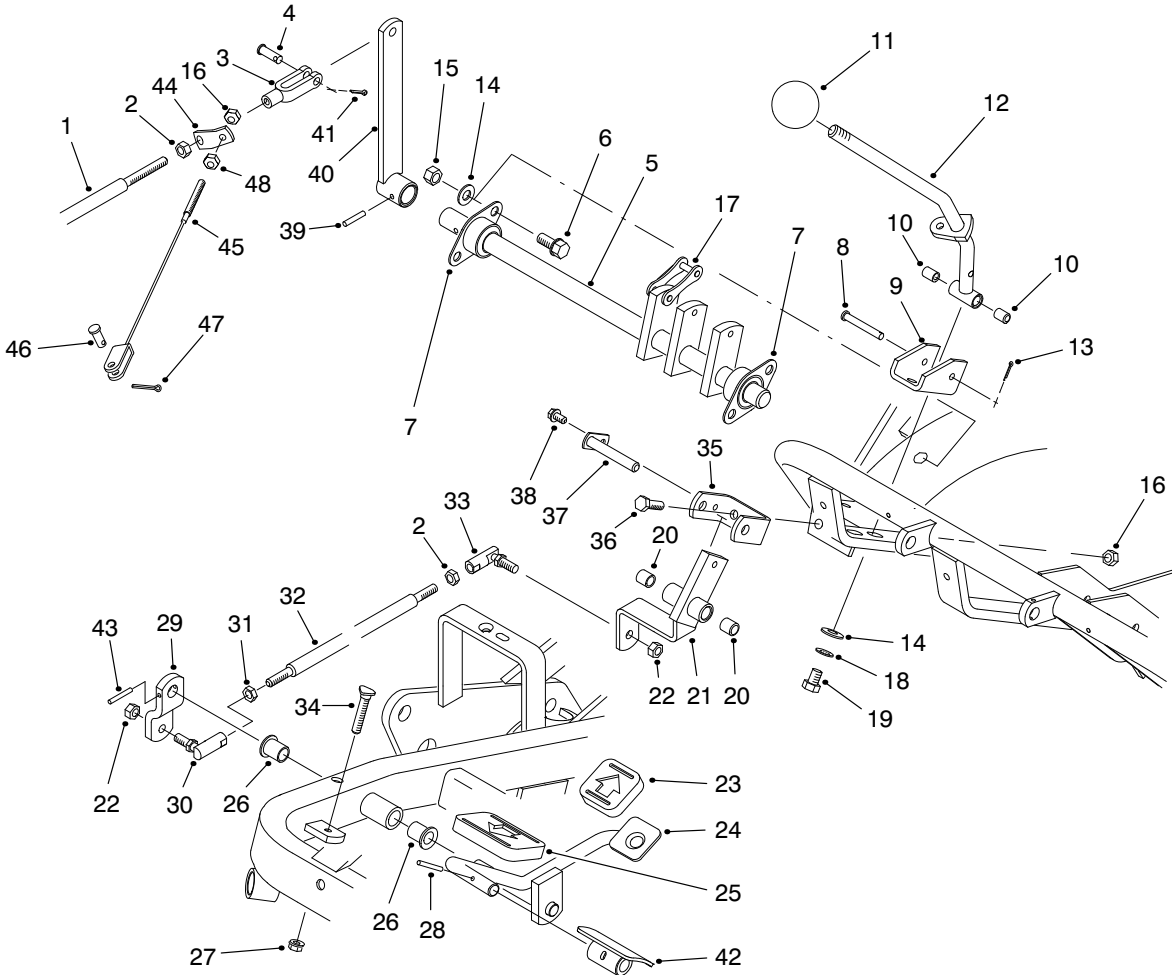
T-0983-2

HYDRAULIC DRIVE MOTOR ASSEMBLY NO. 92-9199

Ref. No.	Part No.	Description	No. Used
1		Seal - Dirt & Water	1
2		Bearing	1
3		Housing	1
4		Washer - Back-Up	1
5		Ring - Seal	5
6		Washer - Back-Up	1
7		Seal - Inner	1
8		Washer - Thrust	2
9		Bearing - Thrust	1
10		Bearing	1
11	76-0860	Shaft - Coupling	1
12	76-0850	Bearing - Thrust	1
13	92-9761	Link - Drive	7
14	92-9762	Screw - Cap Hex. Hd.	1
15		Seal - Commutator	1
16		Commutator	1

Ref. No.	Part No.	Description	No. Used
17	3257-42	Key - Woodruff	1
18	76-0870	Plate - Wear	1
19		Rotor	1
20		Vane	7
21		Stator	1
22	76-0840	Manifold	1
23		Ring - Commutator	1
24	76-0940	End Cover Assembly	1
*	92-9763	Rotor Set (Incl. Ref. #19-21)	1
*	76-0880	Commutator Assembly (Incl. Ref. #15, 16 & 23)	1
*	76-0800	Seal Kit (Incl. Ref. #1, 4-7 & 15)	1
*	76-0810	Housing Assembly (Incl. Ref. #2, 3 & 8-10)	1

*Not Illustrated

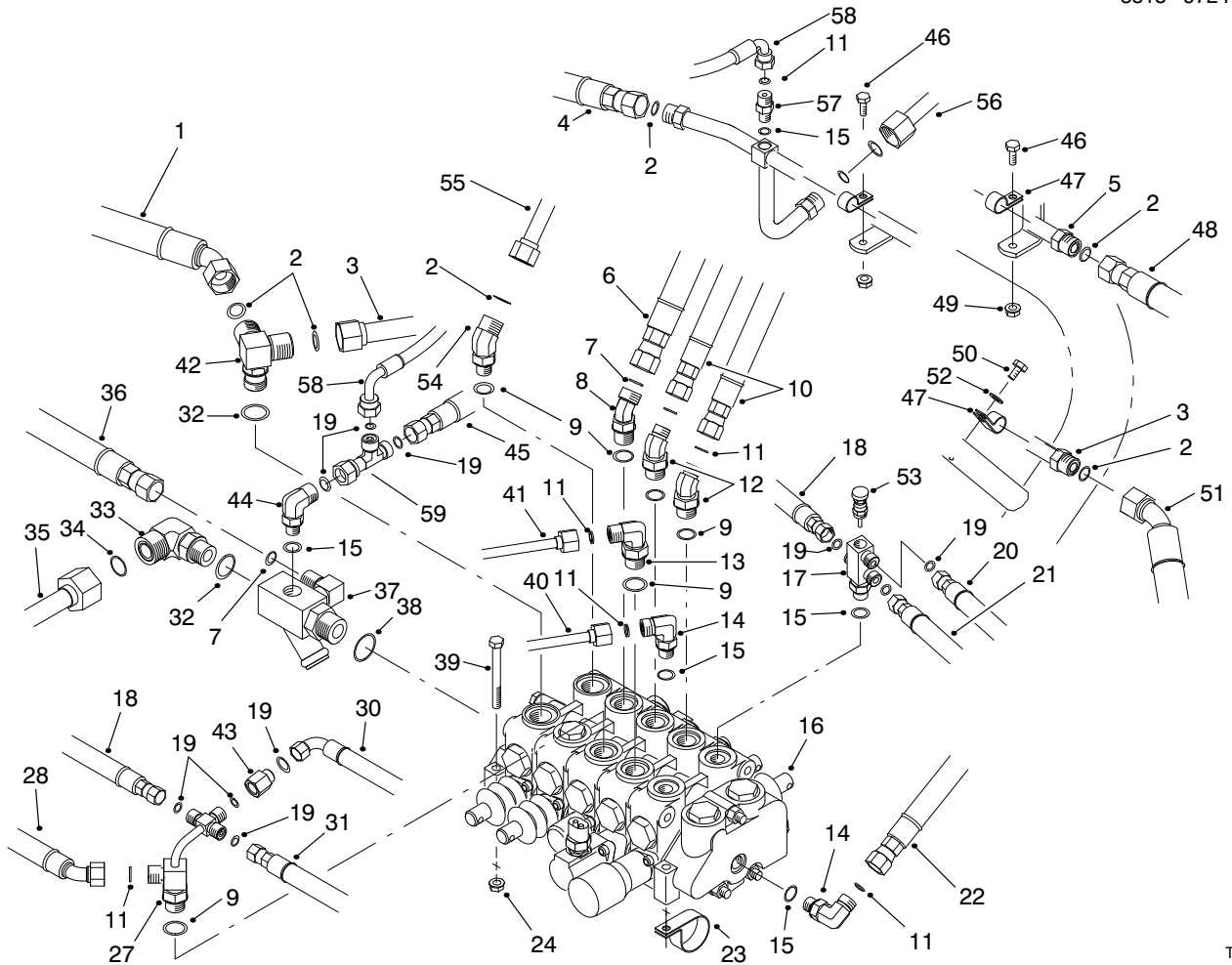


T-1287B

TRACTION CONTROLS ASSEMBLY

Ref. No.	Part No.	Description	No. Used
1	49-5430	Rod - Control	1
2	3220-2	Nut - Jam	2
3	282-2	Clevis - Rod	1
4	283-61	Pin - Clevis	1
5	44-0870	Shaft - Cam	1
6	3234-1	Screw - Hex. Flange Hd.	4
7	27-2320	Bearing - Flange	2
8	283-57	Pin - Clevis	1
9	49-6220	Bracket - Control Arm	1
10	256-251	Bushing - Sleeve	2
11	233-48	Knob	1
12	93-9934	Traction Handle Assembly (Incl. Ref. #10)	1
13	3272-4	Pin - Cotter	1
14	3256-24	Washer - Flat	6
15	3296-59	Nut - Lock	4
16	3296-29	Nut - Lock	3
17	57-6220	Link	5
18	3254-6	Washer - I.T.L.W.	2
19	3211-2	Screw - Cap Hex. Hd.	2
20	256-2	Bushing - Sleeve	2
21	49-6260	Assy. - Pivot, Traction (Incl. Ref. #20)	1
22	3296-4	Nut - Lock	2
23	74-9110	Pad - Reverse Pedal	1

Ref. No.	Part No.	Description	No. Used
24	83-0540	Pedal - Traction	1
25	74-9100	Pad - Forward Pedal	1
26	256-155	Bushing - Flange	2
27	32128-20	Nut - Flange Lock	1
28	32121-45	Pin - Roll	1
29	83-0630	Arm - Traction Pivot	1
30	2411-42	Joint - Ball L.H. Thread	1
31	3220-20	Nut - Jam L.H. Thread	1
32	83-0580	Rod - Traction Control	1
33	2411-43	Joint - Ball R.H. Thread	1
34	17-9420	Screw - Traction Stop	1
35	49-6250	Bracket - Traction Pivot	1
36	322-5	Screw - Cap Hex. Hd.	2
37	49-6290	Shaft - Traction Pivot	1
38	12-3270	Screw - Hex. Washer Hd.	1
39	32121-6	Pin - Roll	1
40	47-5320	Lever - Control	1
41	3272-6	Pin - Cotter	1
42	49-6440	Pedal - Forward	1
43	32121-51	Pin - Roll	1
44	93-9936	Bracket - Return, Traction	1
45	93-9937	Asm. - Cable, Traction	1
46	283-62	Pin - Clevis	1
47	3272-10	Pin - Cotter	1
48	3217-6	Nut - Hex.	1

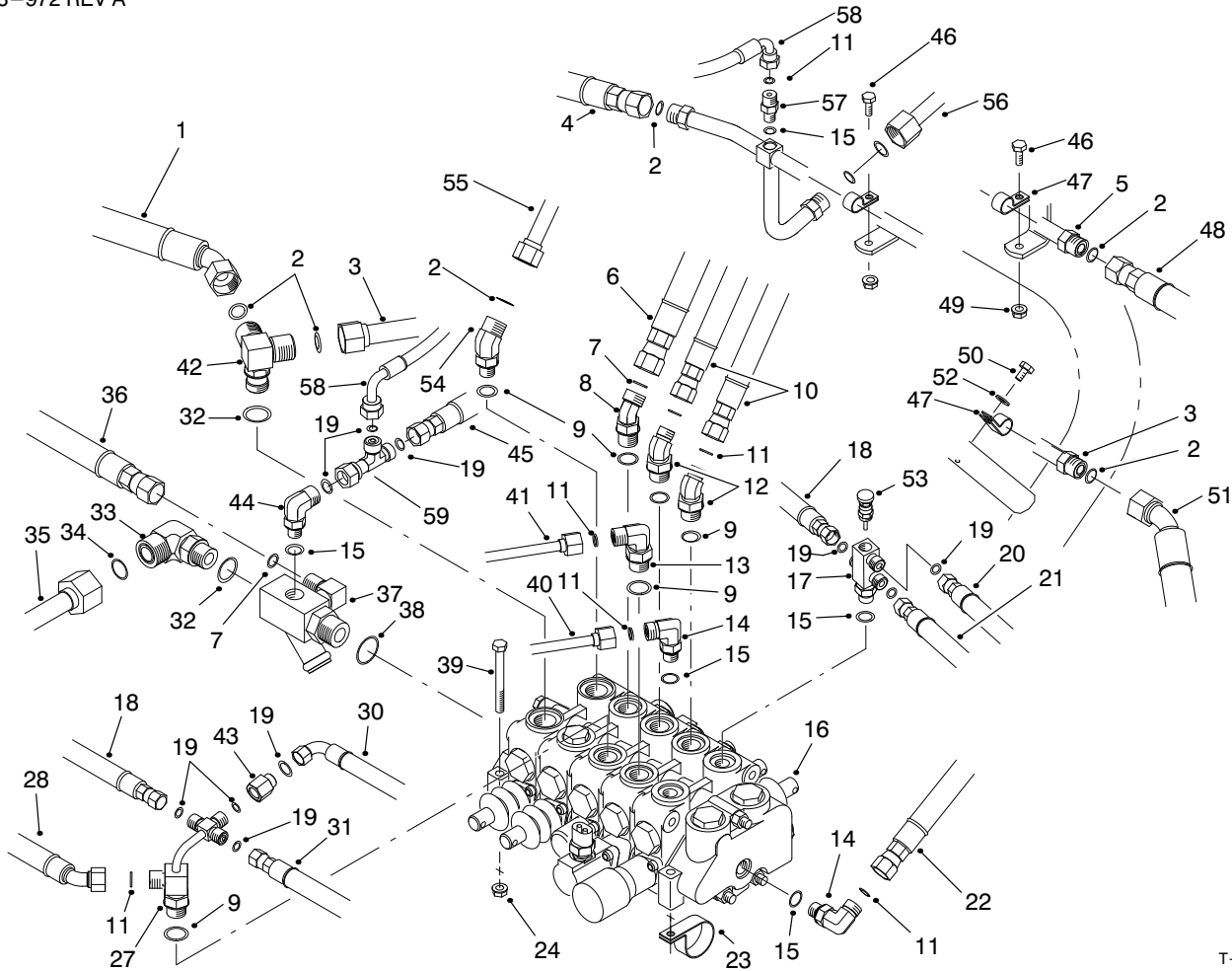


T-1829A

CONTROL VALVE INSTALLATION ASSEMBLY

Ref. No.	Part No.	Description	No. Used
1	83-2450	Hose - Hydraulic	1
2	237-65	Seal - O-Ring	7
3	70-7130	Tube Assy. (Incl. Ref. #2)	1
4	92-9768	Hose - Hydraulic	1
5	93-0113	Tube Assy. (Incl. Ref. #2)	1
6	83-1180	Hose - Hydraulic	1
7	237-30	Seal - O-Ring	2
8	340-101	Fitting - Hydraulic 45° (Incl. Ref. #7 & 9)	1
9	237-79	Seal - O-Ring	5
10	83-1190	Hose - Hydraulic	2
11	237-22	Seal - O-Ring	7
12	340-138	Fitting - Hydraulic 45° (Incl. Ref. #9 & 11)	2
13	340-18	Fitting - Hydraulic 90° (Incl. Ref. #9 & 11)	1
14	340-77	Fitting - Hydraulic 90° (Incl. Ref. #11 & 15)	2
15	237-42	Seal - O-Ring	5
16	84-2203	Control Valve Assembly	1
17	93-2555	Fitting - Valve Body (Incl. Ref. #15 & 19)	1
18	92-9767	Hose - Hydraulic	2
19	237-21	Seal - O-Ring	6
20	88-9700	Hose - Hydraulic	1

Ref. No.	Part No.	Description	No. Used
21	83-1690	Hose - Hydraulic	1
22	83-1170	Hose - Hydraulic	1
23	304-61	Clamp - R	1
24	32128-20	Nut - Flange Lock	3
27	83-1670	Fitting - Special (Incl. Ref. #9, 11 & 19)	1
28	95-5986	Hose - Hydraulic	1
30	83-1680	Hose - Hydraulic	1
31	63-3850	Hose - Hydraulic	1
32	237-80	Seal - O-Ring	3
33	340-16	Fitting - Hydraulic 90° (Incl. Ref. #32 & 34)	1
34	237-58	Seal - O-Ring	1
35	63-4040	Tube - Hydraulic	1
36	95-5987	Hose - Hydraulic	1
37	68-5260	Fitting - Manifold Tee (Incl. Ref. #7 & 38)	1
38	237-81	Seal - O-Ring	1
39	322-14	Screw - Cap Hex. Hd.	3
40	63-4020	Tube - Hydraulic	1
41	63-4030	Tube - Hydraulic	1
42	63-4050	Fitting - Tee (Incl. Ref. #2 & 32)	2
43	71-0990	Orifice (Incl. Ref. #19)	1
44	340-82	Fitting - Hydraulic 90° (Incl. Ref. #15 & 19)	1
45	83-1350	Hose - Hydraulic	1



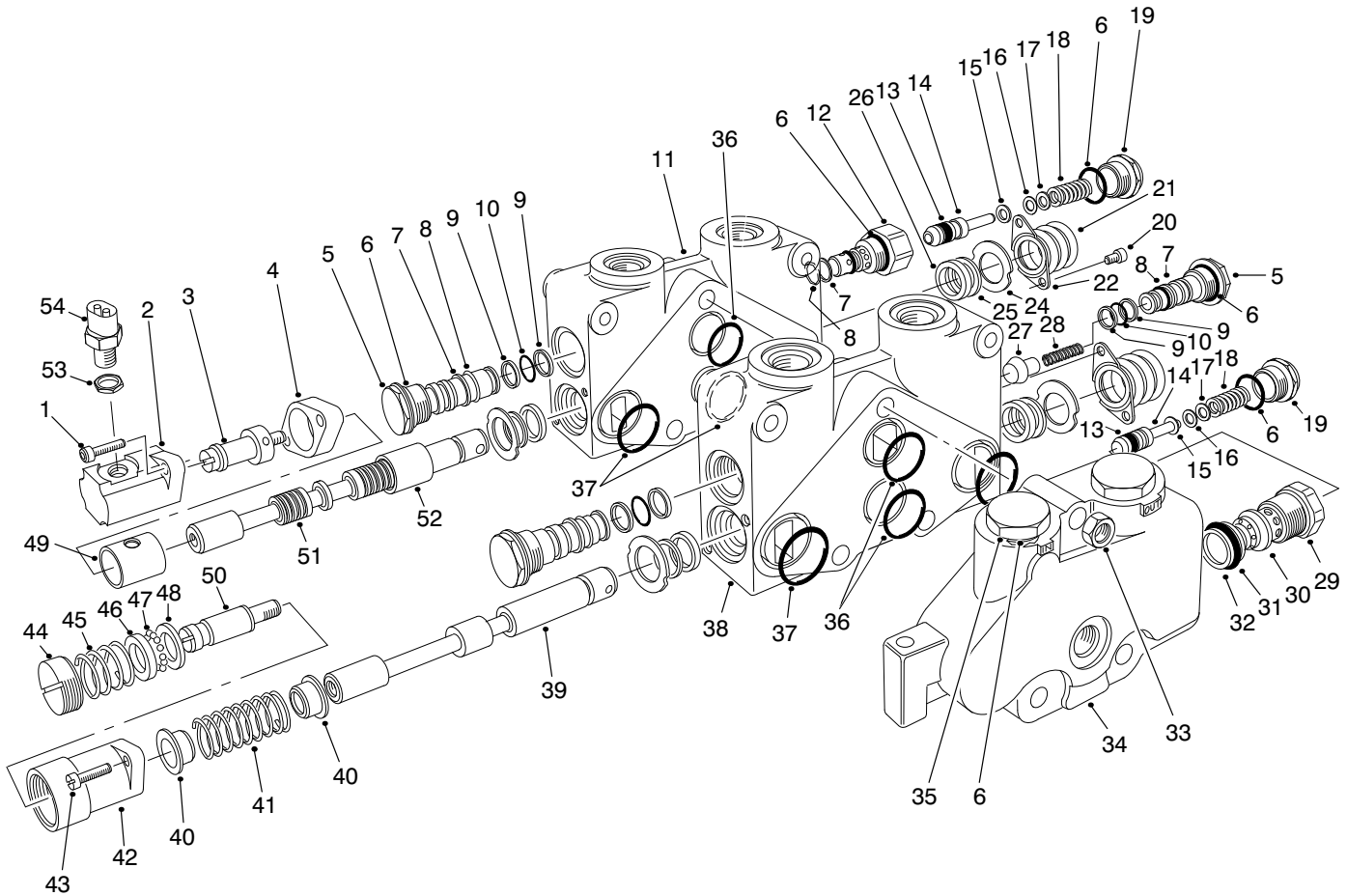
T-1829A

CONTROL VALVE INSTALLATION ASSEMBLY (Continued)

Ref. No.	Part No.	Description	No. Used
46	3234-4	Screw – Cap Hex. Hd.	2
47	2412-41	Clamp-R	4
48	70-7150	Hose – Hydraulic	1
49	3296-16	Nut – Lock	2
50	12-3270	Screw – Thread Forming	1
51	70-8610	Hose – Hydraulic	1
52	3256-22	Washer – Flat	1
53	93-2554	Valve – Needle	1
54	340-14	Fitting – Hydraulic 45° (Incl. Ref. #2 & 9)	1

Ref. No.	Part No.	Description	No. Used
55	93-0114	Assy. – Tube, Rear Top	1
56	93-0115	Assy. – Tube, Rear Bottom	1
57	92-9258	Adapter – Valve, Check (Incl. Ref. #11 & 15)	1
58	93-0314	Hose – Hydraulic	1
59	340-151	Fitting – Tee (Incl. Ref. #19)	1
*	93-2556	Needle Valve Assembly (Incl. Ref. #15, 17, 19 & 53)	1

*Not Illustrated



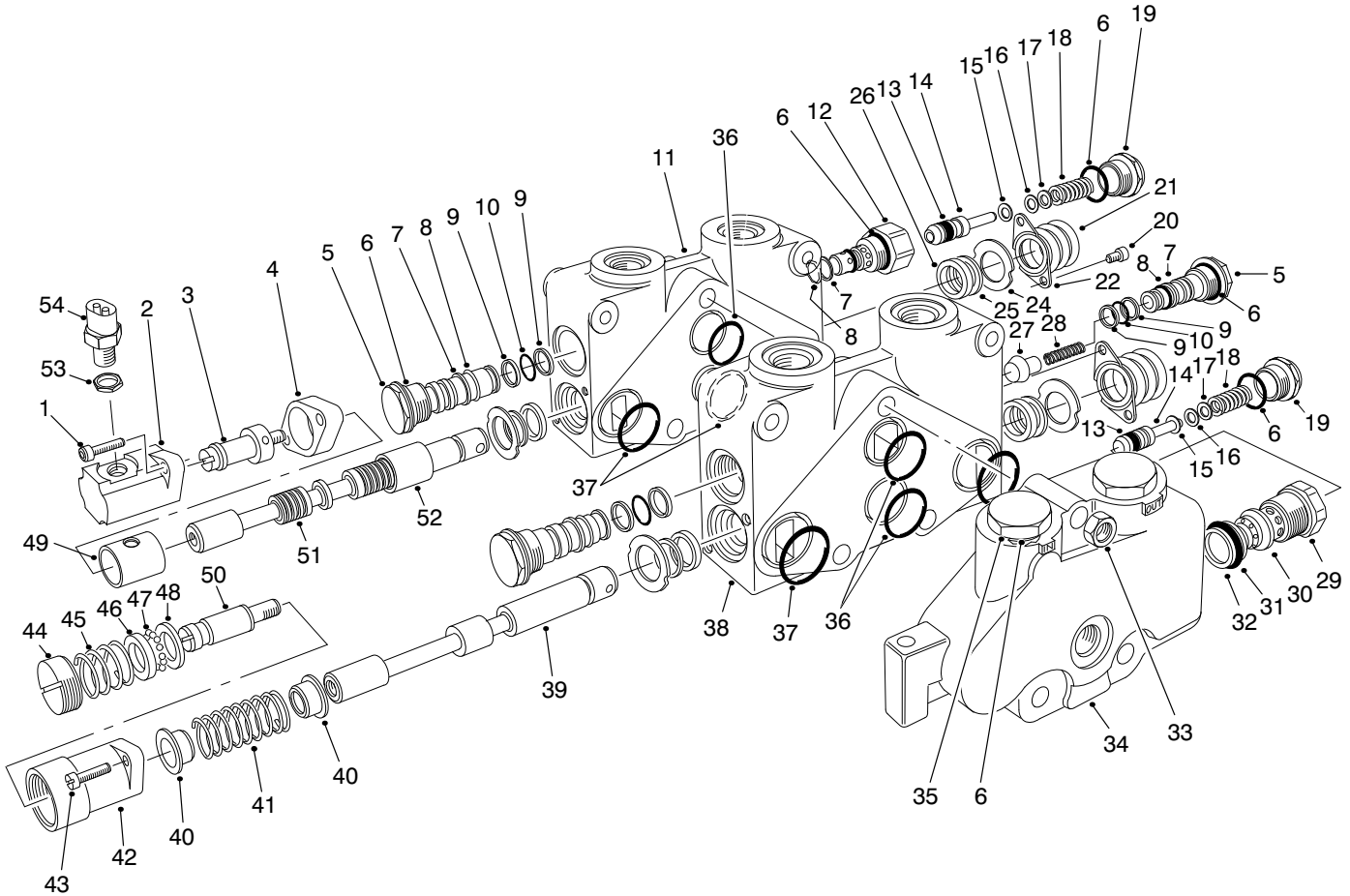
T-1318-4

CONTROL VALVE ASSY. NO. 84-2203 (Sections 1 & 2)

Ref. No.	Part No.	Description	No. Used
1	3274-70	Screw - Hex, Socket Hd.	2
2	353-727	Bonnet	1
3	353-729	Spud - Detent	1
4	353-733	Spacer - Bonnet	1
5	353-481	Plug - Load Check (Incl. Ref. #6-10)	3
6	237-54	O-Ring	8
7	353-306	Ring - Backup	4
8	353-305	O-Ring	4
9	353-303	Ring - Backup	6
10	353-302	O-Ring	3
11		Housing V20T	1
12	353-851	Body - Relief CP-RC Mod.	1
13	353-392	Seal - Relief Poppet PTFE	2
14	353-531	Poppet Assy. (Incl. Ref. #13)	2
15	353-328	Washer - Shim	A/R
16	353-329	Washer - Shim	A/R
17	353-330	Washer - Shim	A/R
18	353-855	Spring	2
19	353-334	Cap - Relief	2
20	3274-52	Screw - Hex, Socket Hd.	4
21	353-575	Boot - Dust Cap	2
22	93-3651	Retainer - Boot	2
24	92-2547	Plate - Seal Retainer	4

Ref. No.	Part No.	Description	No. Used
25	92-2546	Wiper - Seal	4
26	353-957	Seal - Lip	4
27	353-301	Poppet	1
28	353-304	Spring	1
29	353-331	O-Ring	1
30	353-760	Body Relief	1
31	353-758	Seal - O-Ring	1
32	353-952	Ring - Backup	1
33	3217-7	Nut - Hex	3
34	353-772	Left End Cover	1
35	353-721	Plug (Incl. Ref. #6)	2
†36		O-Ring	3
†37		O-Ring	4
†38		Housing Section #1	1
†39		Spool V20 SPL	1
40	353-417	Collar Spring	2
41	92-3058	Spring - Centering	1
42	353-754	Bonnet - R. Detent	1
43	3274-15	Screw - Fillister Hd.	2
44	353-763	Cap - Adjustment	1
45	353-579	Spring	1
46	42-2680	Race R. Detent	1
47	52-5880	Ball - Steel	12
48	354-29	Plate - Thrust	1

†Parts Available as Assemblies Listed as (*Not Illustrated) on Following Page



T-1318-4

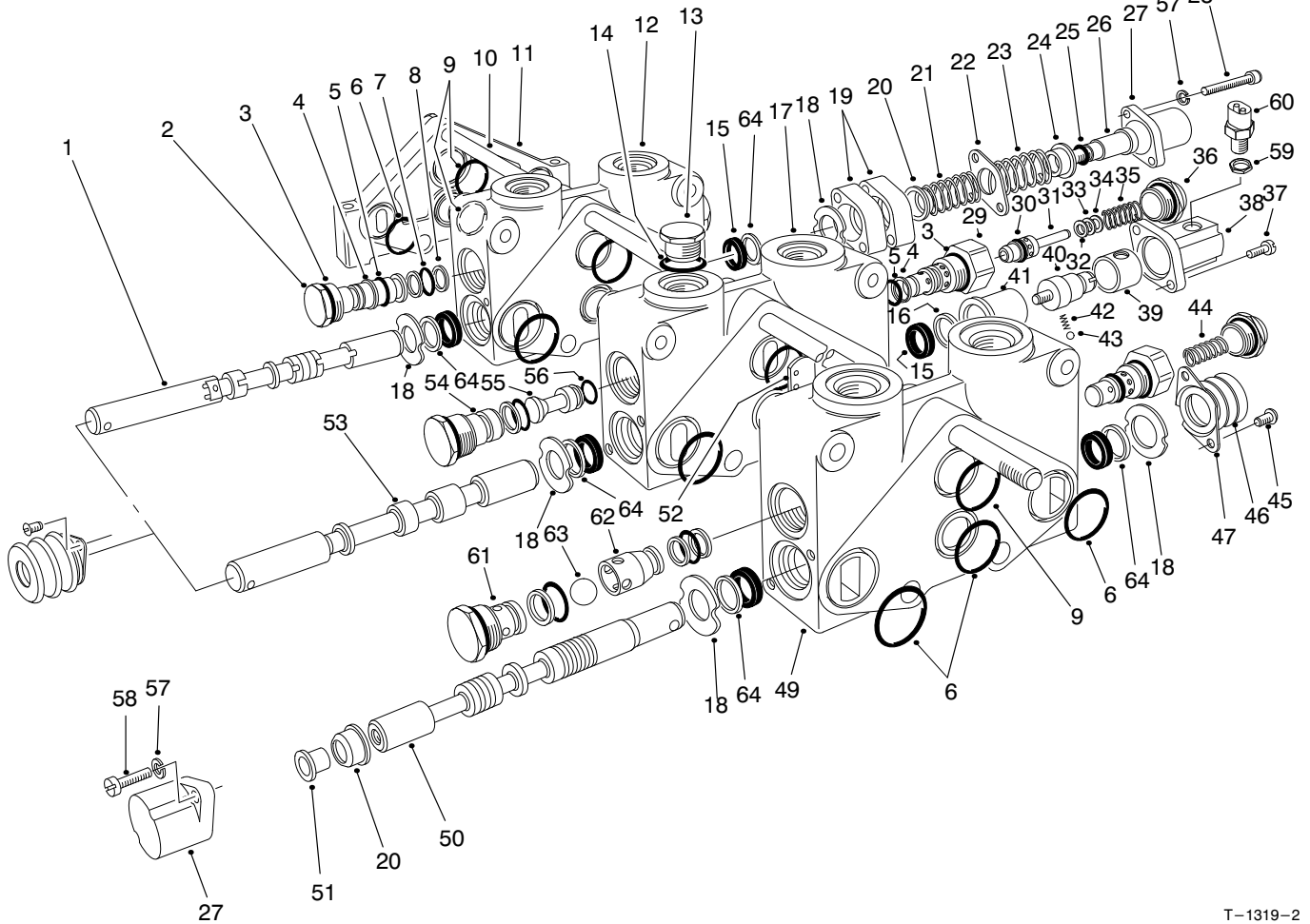
CONTROL VALVE ASSEMBLY NO. 84-2203 (Sections 1 And 2) (Continued)

Ref. No.	Part No.	Description	No. Used
49	353-762	Spud - Detent Out	1
50	353-728	Sleeve	1
†51		Spool V20 3 Way F.F.	1
52	353-732	Sleeve - Detent	1
53	38-0410	Nut - Hex.	1
54	83-1890	Switch - Ball	1
*	353-766	Relief WH (2000) PSI Assy. (Incl. Ref. #6,13-19 & 29-32)	1
*	353-768	Section #1 Complete	1
*	353-837	Section #2 Complete	1
*	353-780	Positioner - R. Detent (Out) (Incl. Ref. #40-49)	1

Ref. No.	Part No.	Description	No. Used
*	353-839	Positioner - DI (SPL) Assy. (Incl. Ref. #1-4 & 50)	1
*	353-642	Relief - RC Mod. (Incl. Ref. #6-8 & 12-19)	2
*	93-3652	Boot - Spool Assembly (Incl. Ref. #20-22)	2
*	353-835	Seals - Section Set (Incl. Ref. #36 & 37)	1
*	92-2548	Seal - Spool, Single (Single End Set) (Incl. Ref. #24-26)	1
*	92-2545	Seals - Spool (Entire Valve Set)	1

*Not Illustrated

†Parts Available as Assemblies Listed as (*Not Illustrated) on This Page



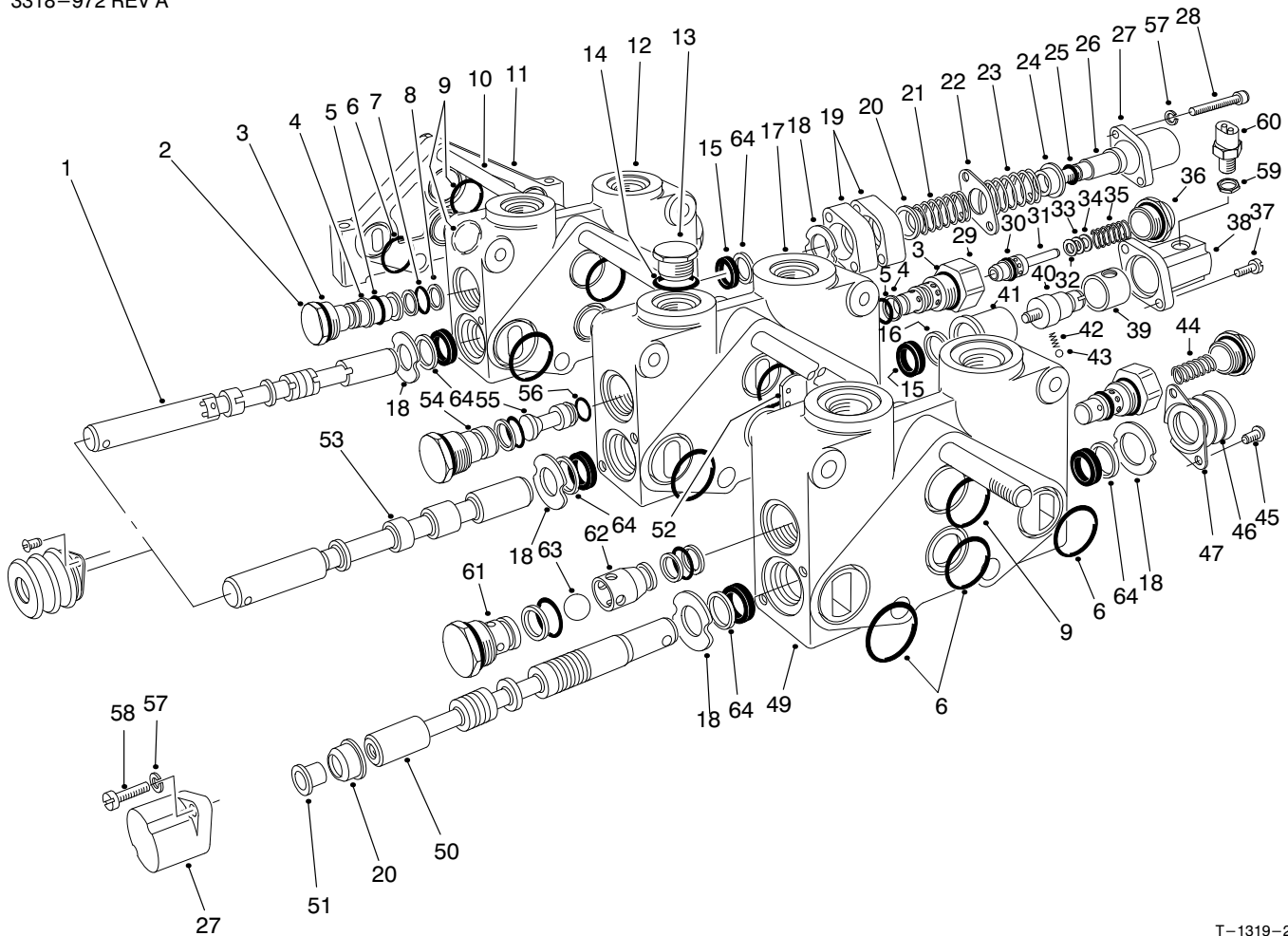
T-1319-2

CONTROL VALVE ASSY. NO. 84-2203 (Sections 3 Thru 5)

Ref. No.	Part No.	Description	No. Used
1	94-5434	Spool #5	1
2	353-481	Plug - Load Check (Incl. Ref. #3-5 & 7-8)	3
3	237-54	O-Ring	6
4	353-306	Ring - Backup	5
5	353-305	O-Ring	5
†6		O-Ring	11
7	353-302	O-Ring	3
8	353-303	Ring - Backup	6
†9		O-Ring	5
10	353-853	Bolt - Hex Hd.	3
11	353-668	Plate - Cap, Cover RH	1
12		Housing V20 #5	1
13	353-550	Plug Assembly (Incl. Ref. #14)	1
14	353-848	O-Ring	1
15	353-957	Seal - Lip	6
16	353-958	Ring - Backup	1
†17		Housing V20 #4	1
18	92-2547	Plate - Seal Retainer	5
19	353-733	Spacer - Bonnet	2
20	353-417	Collar Spring	2
21	353-831	Spring	1
22	353-529	Plate Seal	1
23	93-3148	Spring	1

Ref. No.	Part No.	Description	No. Used
24	353-808	Collar - Spring	1
25	353-830	O-Ring	1
26	94-4248	Collar Spool	1
27	354-26	Bonnet	2
28	354-28	Screw - Hex, Socket Hd.	2
29	353-851	Body - Relief CP-RC Mod.	2
30	353-392	Seal - Relief Poppet PTFE	2
31	353-531	Poppet Assembly (Incl. Ref. #30)	2
32	353-328	Washer - Shim	A/R
33	353-329	Washer - Shim	A/R
34	353-330	Washer - Shim	A/R
35	353-398	Spring	1
36	353-334	Cap - Relief	2
37	52-5900	Screw - Fillister Hd.	4
38	353-847	Bonnet (SPL)	1
39	353-849	Sleeve	1
40	353-846	Spud - DI (SPL)	1
41	353-845	Sleeve - Detent	1
42	353-730	Spring	1
43	353-731	Ball	1
44	353-855	Spring	1
45	3274-52	Screw - Hex. Socket Hd.	6
46	353-575	Boot - Dust Cap	3
47	93-3651	Retainer - Boot	3

†Parts Available as Assemblies Listed as (*Not Illustrated) on Following Page



T-1319-2

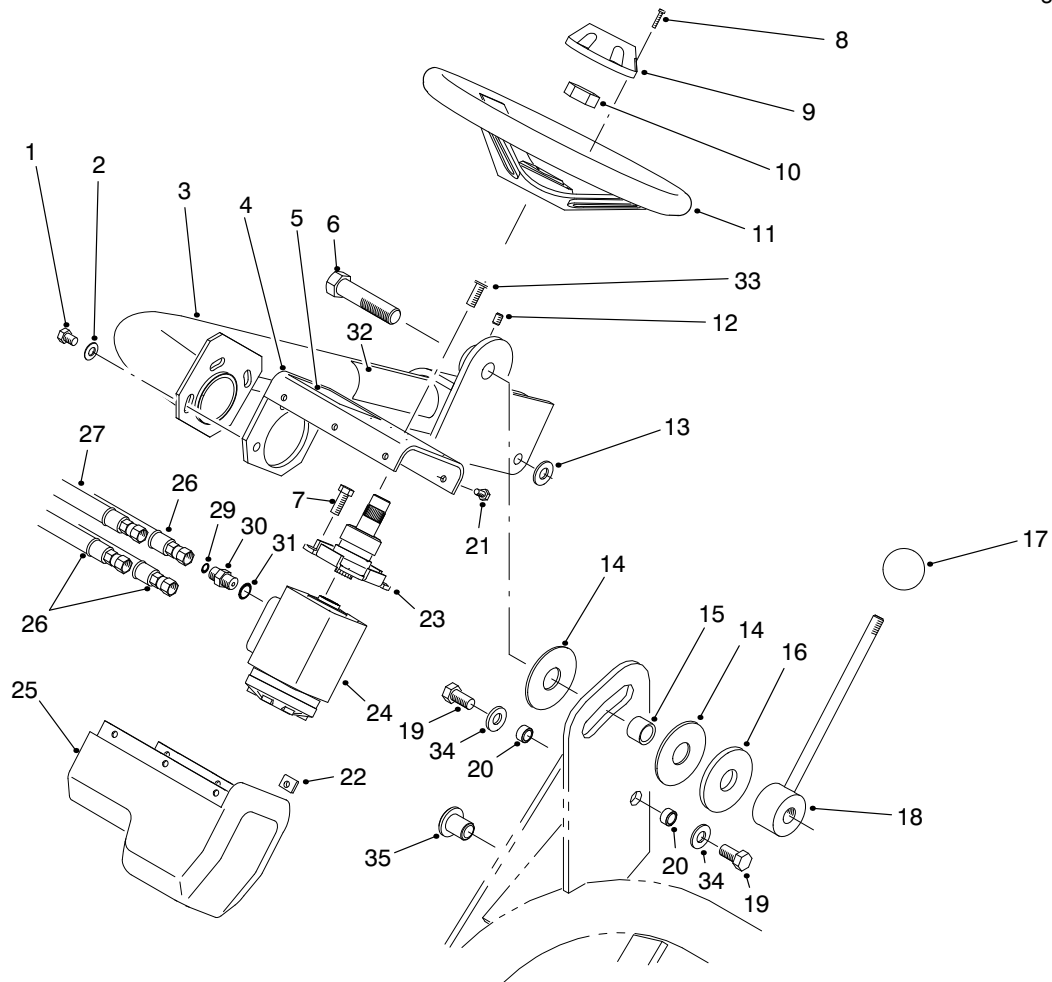
CONTROL VALVE ASSEMBLY NO. 84-2203 (Sections 3 Thru 5) (Continued)

Ref. No.	Part No.	Description	No. Used
49		Housing V20 #2	1
†50		Spool V20 3 Way F.F.	1
51	52-5860	Collar - Spool	1
52	354-122	Disc - Seal	1
†53		Spool #4	1
54	353-953	Plug Assembly	1
55	353-844	Plus Series (Incl. Ref. #56)	1
56	353-850	O-Ring	1
57	3253-3	Washer - Lock	4
58	3274-84	Screw - Cap, Hex. Hd.	4
59	38-0410	Nut - Hex.	1
60	83-1890	Switch - Ball	1
61	353-483	Body - Anticavitation	1
62	353-484	Retainer - Ball	1
63	353-737	Ball	1
64	92-2546	Wiper - Seal	5
*	354-129	Anticavitation Check Assy. (Incl. Ref. #3, 4, 5, 7, 8 & 61-63)	1
*	353-835	Seals - Section Set (Incl. Ref. #6 & 9)	1
*	93-3652	Boot - Spool Assembly (Incl. Ref. #45-47)	3
*	354-131	Section #3 Assembly (Complete)	1

Ref. No.	Part No.	Description	No. Used
*	354-25	Section #4 Assembly (Complete)	1
*	93-1386	Section #5 Assembly (Complete)	1
*	353-841	Position - Spool Assembly (Incl. Ref. #20 27 37 & 51)	1
*	353-840	Position - DI (SP) Assy. (Incl. Ref. #37-43)	1
*	353-642	Relief - RC Mod. Assembly (Incl. Ref. #3-5 & 29-36)	1
*	353-833	Positioner Assembly (Incl. Ref. #19-28)	1
*	84-2203	Control Valve Assembly Complete	1
*	92-2548	Seal - Spool, Single (End Set) (Incl. Ref. #15, 18 & 64)	1
*	92-2549	Seals - Spool (End Set #4 Rear Only) (Incl. Ref. #15, 16 & 18)	1
*	92-2545	Seals - Spool (Entire Valve Set)	1

*Not Illustrated

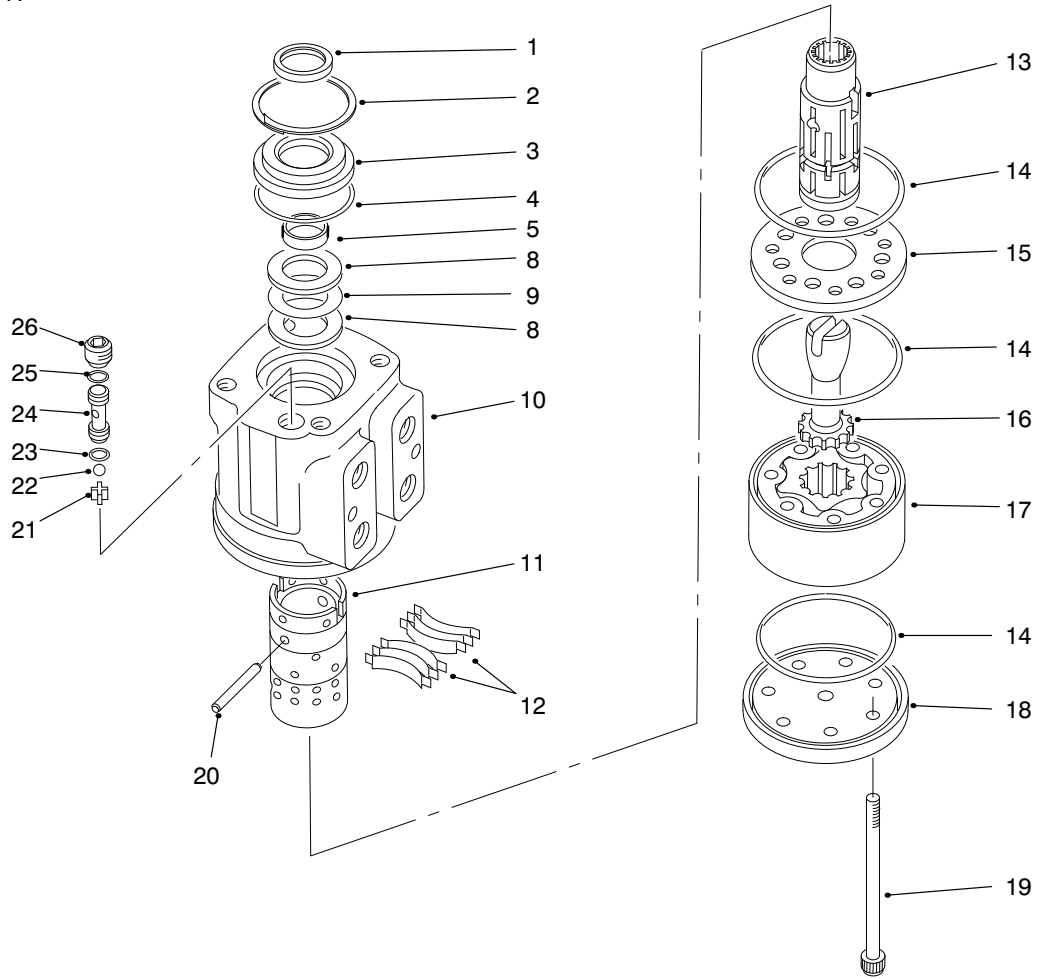
†Parts Available as Assemblies Listed as (*Not Illustrated) on This Page



T-1291B

STEERING ARM ASSEMBLY

Ref. No.	Part No.	Description	No. Used	Ref. No.	Part No.	Description	No. Used
1	3274-80	Screw - Cap Hex. Hd.	3	19	325-4	Screw - Cap Hex. Hd.	2
2	3256-80	Washer - Flat	3	20	47-2890	Bushing - Sleeve	2
3	83-0650	Arm - Steering	1	21	3274-39	Screw - Cap Hex. Hd.	6
4	83-0780	Support - Steering Valve	1	22	3290-277	Nut - Speed	6
5	93-8063	Decal - Warning	1	23	83-1420	Column - Steering	1
5	83-2520	Decal - Warning (Japanese)	1	24	92-8690	Steering - Valve Assembly	1
6	83-0750	Screw - Cap Hex. Hd. L.H.	1	25	83-0810	Cover - Steering Valve	1
7	323-4	Screw - Cap Hex. Hd.	2	26	83-1350	Hose - Hydraulic	3
8	32144-21	Screw - Round Hd.	2	27	83-1360	Hose - Hydraulic	1
9	68-5140	Cap - Steering Wheel	1	29	237-21	Seal - O-Ring	4
10	47-6990	Nut - Steering Wheel	1	30	340-1	Fitting - Hydraulic Straight (Incl. Ref. #29 & 31)	4
11	68-5130	Steering Wheel Assembly (Incl. Ref. #8 & 9)	1	31	237-42	Seal - O-Ring	4
12	3246-3	Screw - Set	1	32	93-8068	Decal - Steering Arm	1
13	65-6390	Washer - Thrust	1	32	83-2510	Decal - Steering Arm (Japanese)	1
14	83-0740	Disc - Friction	2	33	3274-63	Screw - Hex. Socket Hd.	2
15	83-0730	Spacer - Lockup	1	34	3256-26	Washer - Flat	2
16	83-0760	Plate - Lockup	1	35	83-1700	Bushing - Flange	1
17	233-48	Knob	1				
18	83-0700	Handle - Lockup	1				



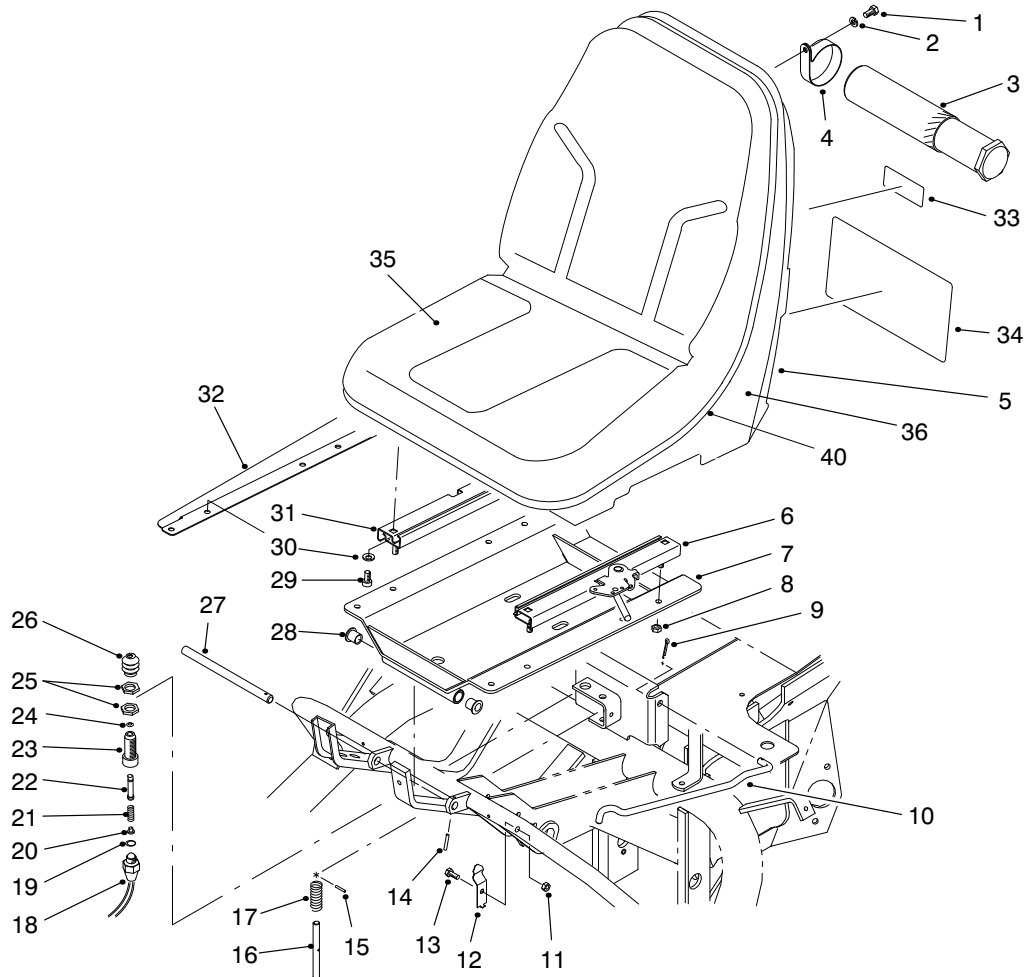
T-1442-2

POWER STEERING VALVE NO. 92-8690

Ref. No.	Part No.	Description	No. Used
†1		Seal – Dust	1
2	52-9230	Ring – Retaining	1
3	92-8691	Bushing – Seal Gland	1
†4		O-Ring	1
†5		Seal – One Piece	1
8	59-6730	Race – Bearing	2
9	59-6740	Bearing – Needle Thrust	1
†10		Housing	1
†11		Sleeve – Control	1
12	83-1860	Centering Spring Kit	1
†13		Spool – Control	1
†14		O-Ring	3
15	92-8697	Plate – Wear	1
16	70-8250	Drive	1
17	83-1870	Gerotor	1
18	67-8113	Cap – End	1

Ref. No.	Part No.	Description	No. Used
19	92-8696	Screw – Torx Hd.	7
20	59-6830	Centering Pin Kit	1
21	52-9290	Retainer – Ball Check	1
22	52-9280	Ball – Check	1
†23		O-Ring	1
24	52-9270	Seat – Ball Check	1
†25		O-Ring	1
26	52-9260	Screw – Set	1
*	52-9250	Needle Bearing Kit (Incl. Ref. #8-9)	1
*	83-1880	Control Parts Assembly (Incl. Ref. #10-13 & 20)	1
*	92-8695	Seal Kit (Incl. Ref. #1, 4, 5, 14, 23 & 25)	1

*Not Illustrated
†Not Serviced Separately

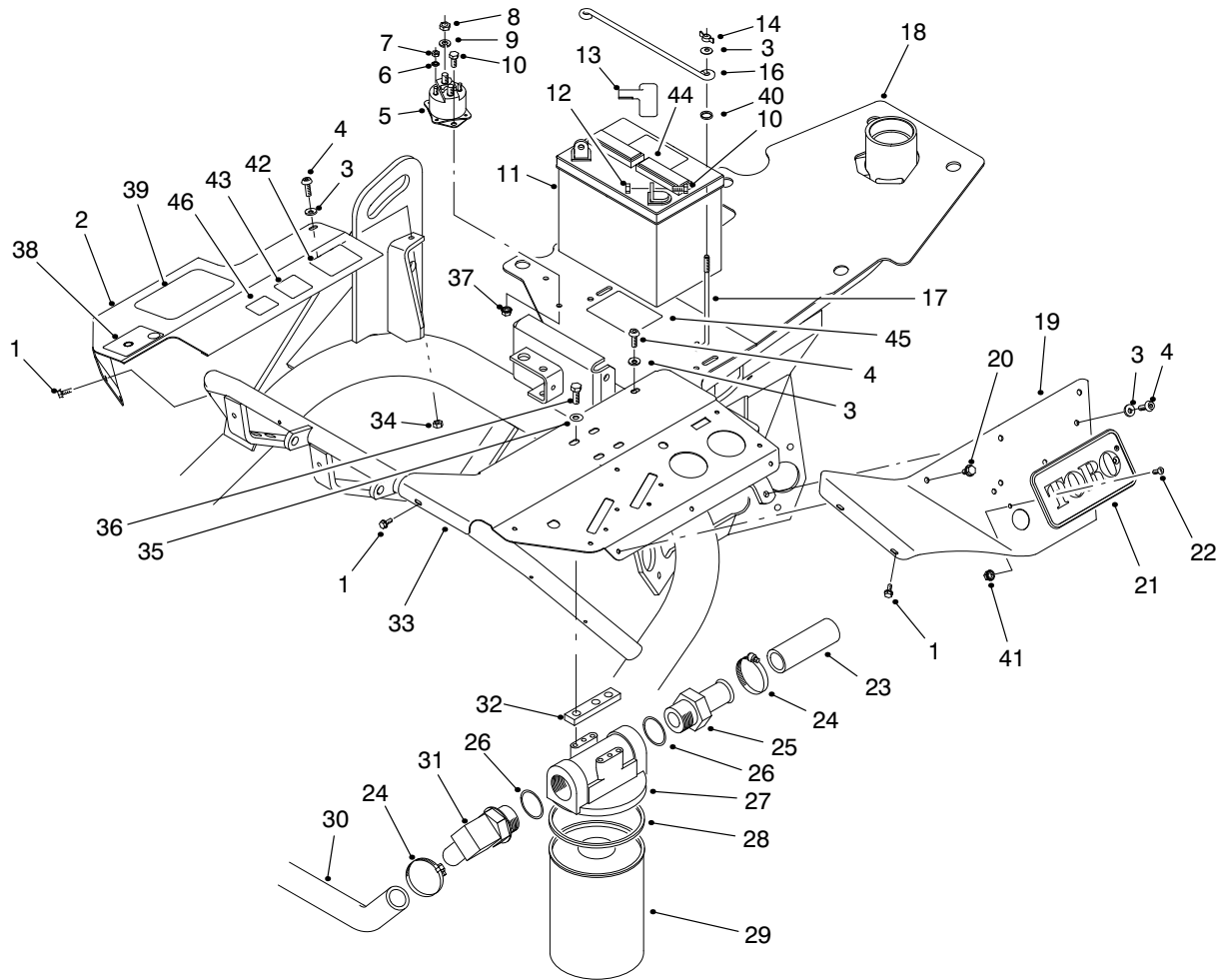


T-1290A

SEAT ASSEMBLY

Ref. No.	Part No.	Description	No. Used	Ref. No.	Part No.	Description	No. Used
1	322-2	Screw - Cap Hex. Hd.	2	26	43-8870	Boot - Switch	1
2	3253-4	Washer - Lock	2	27	49-5880	Shaft - Seat Support	1
3	74-0720	Tube - Manual	1	28	256-155	Bushing - Flange	2
4	2412-133	Clamp - R	2	29	3274-12	Screw - Hex. Socket Hd.	4
5	92-1180	Seat Assembly (Incl. Ref. #35, 36 & 40)	1	30	3256-23	Washer - Flat	4
6	51-0790	Adjuster - Seat	1	31	51-0780	Slider - Seat	1
7	83-1270	Seat Support Assembly (Incl. Ref. #28)	1	32	83-1840	Cover - R.H.	1
8	3296-29	Nut - Lock	4	33	93-8067	Decal - Oil	1
9	3272-11	Pin - Cotter	1	33	84-3180	Decal - Oil (Japanese)	1
10	68-5100	Rod - Seat Prop	1	34	94-8036	Decal - Service	1
11	3296-16	Nut - Lock	1	34	84-9240	Decal - Service (Spanish)	1
12	68-5310	Clip - Seat Rod	1	34	84-9250	Decal - Service (French)	1
13	321-3	Screw - Cap Hex. Hd.	1	34	84-9260	Decal - Service (German)	1
14	32121-45	Pin - Roll	1	34	84-9270	Decal - Service (Swedish)	1
15	3284-3	Pin - Groove	1	34	84-9280	Decal - Service (Italian)	1
16	51-0350	Pin - Seat Spring	1	34	93-7257	Decal - Service (Portuguese)	1
17	3-6685	Spring - Compression	1	34	93-7258	Decal - Service (Norwegian)	1
18	72-4320	Switch - Ball	1	34	93-7259	Decal - Service (Finnish)	1
19	237-30	Seal - O-Ring	1	34	93-7260	Decal - Service (Danish)	1
20	43-8610	Seat - Ball	1	34	93-7261	Decal - Service (Dutch)	1
21	43-8600	Spring - Compression	1	34	83-2490	Decal - Service (Japanese)	1
22	43-8860	Plunger - Switch	1	35	92-6533	Kit - Cushion	1
23	43-8620	Guide - Switch	1	36	92-6534	Shell	1
24	237-7	Seal - O-Ring	1	40	351-78	Edging	1
25	218-461	Nut - Hex.	2	*	43-9071	Seat Switch Assembly (Incl. Ref. #18-26)	1

*Not Illustrated

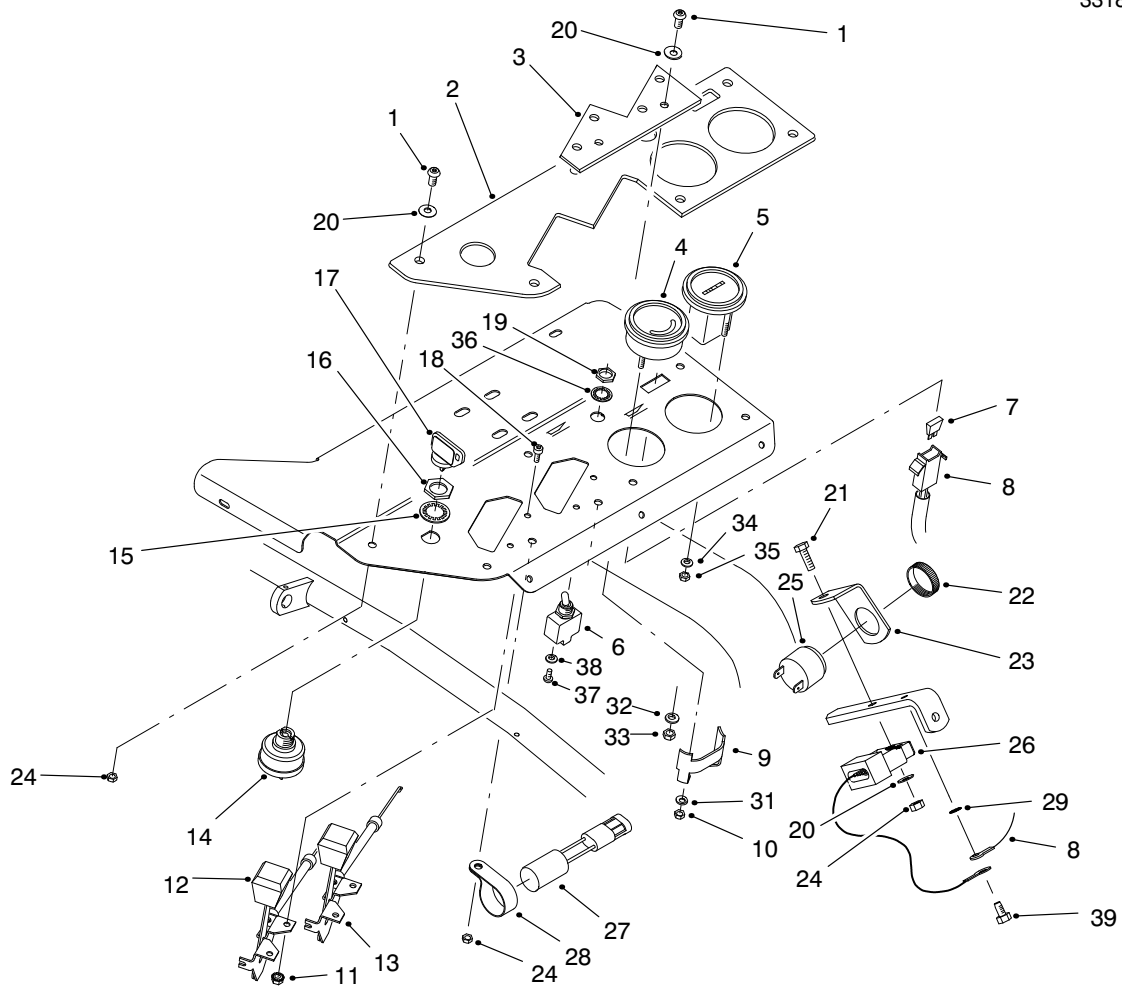


T-1295B

FRAME ASSEMBLY

Ref. No.	Part No.	Description	No. Used
1	32104-76	Screw - Self Tapping	5
2	94-2694	Cover - R.H.	1
3	3256-22	Washer - Flat	5
4	3274-91	Screw - Hex. Socket Hd.	3
5	28-4210	Solenoid - Starter	1
6	3254-1	Washer - Lock	2
7	3219-14	Nut - Hex.	2
8	3218-13	Nut - Jam	2
9	3253-4	Washer - Lock	2
10	321-3	Screw - Cap Hex. Hd.	4
11	28-1400	Battery	1
12	3217-5	Nut - Hex.	2
13	28-8080	Boot Terminal	1
14	32103-12	Nut - Wing	2
16	72-4790	Hold-Down - Battery	1
17	56-7720	Bolt - Battery	2
18	92-9164	Frame Assembly	1
19	83-0840	Fender - L.H.	1
20	46-8560	Screw - Self Taping	3
21	61-3310	Plate - Logo	1
22	3290-470	Screw - Flat Hd.	2
23	83-1430	Hose - Hydraulic	1
24	2412-34	Clamp - Hose	3
25	353-563	Fitting - Hydraulic Straight (Incl. Ref. #26)	1

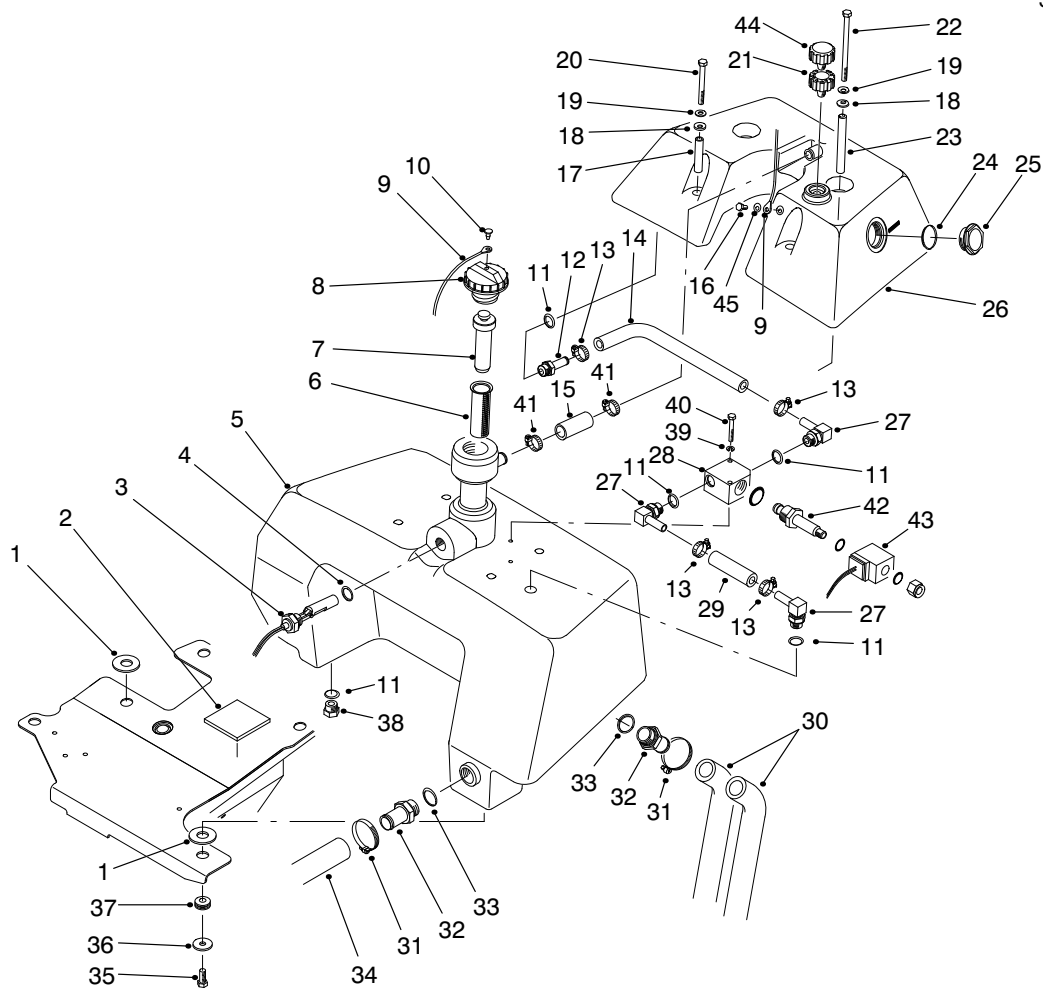
Ref. No.	Part No.	Description	No. Used
26	237-101	Seal - O-Ring	2
27	44-5560	Head - Oil Filter	1
28	72-3850	Seal - Filter	1
29	74-3570	Filter - Hydraulic Oil (Incl. Ref. #28)	1
30	68-5880	Hose - Hydraulic	1
31	353-564	Fitting - Hydraulic 90° (Incl. Ref. #26)	1
32	27-2380	Spacer	2
33	83-0830	Panel - Control Upper	1
34	3296-16	Nut - Lock	3
35	3256-23	Washer - Flat	4
36	322-4	Screw - Cap Hex. Hd.	4
37	32149-2	Nut - Keps	2
38	93-8065	Decal - Traction	1
38	83-2540	Decal - Traction (Japanese)	1
39	67-1300	Decal - TORO	1
40	237-143	Grommet	2
41	32149-7	Nut - Keps	2
42	92-5524	Decal - Noise	1
43	63-9920	Decal - EEC	1
44	93-7276	Decal - Danger	1
45	93-6668	Decal - Danger	1
46	93-7252	Decal - C.E. Mark	1



T-1296-5

CONTROL PANEL ASSEMBLY

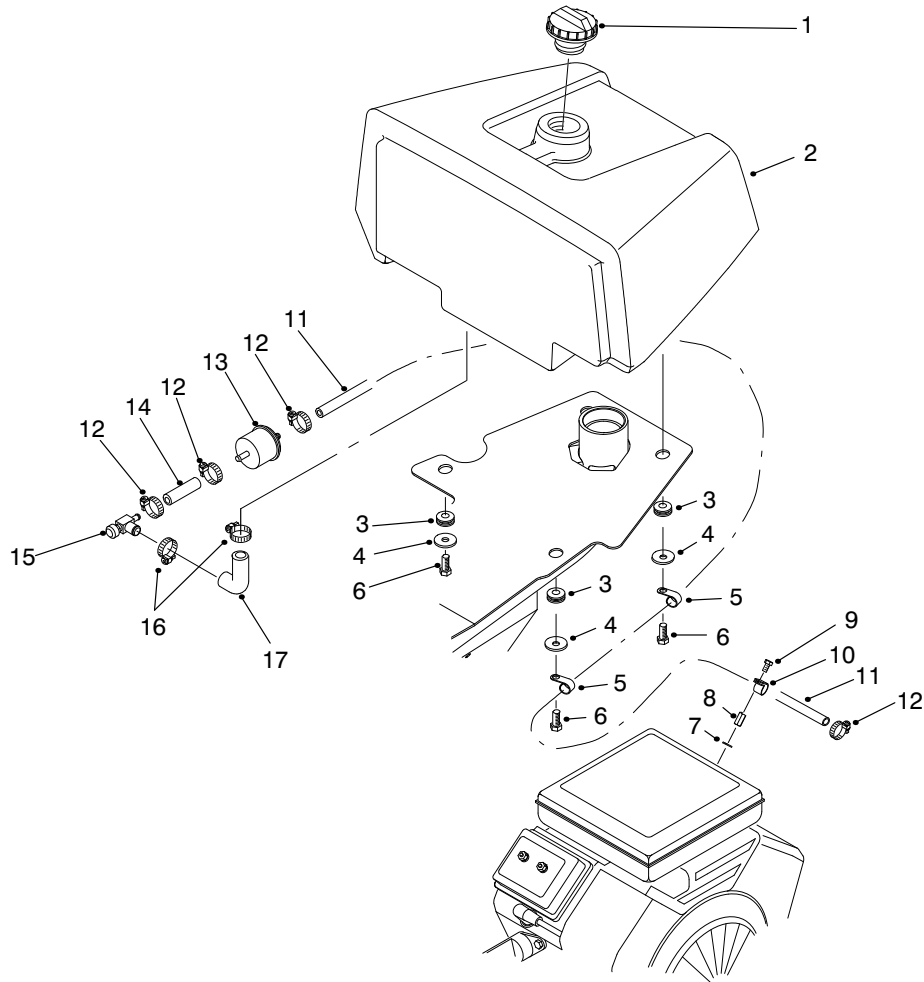
Ref. No.	Part No.	Description	No. Used	Ref. No.	Part No.	Description	No. Used
1	3274-69	Screw - Hex. Socket Hd.	8	18	3273-26	Screw - Hex. Socket Hd.	4
2	93-8061	Plate - Control	1	19	218-498	Nut - Hex.	2
2	83-2570	Plate - Control (Japanese)	1	20	3256-1	Washer - Flat	9
3	83-2030	Plate - Filler	1	21	321-5	Screw - Cap Hex. Hd.	1
4	83-0820	Gauge - Ammeter (Incl. Ref. #9-10 & 31-33)	1	22		Retainer - Alarm	1
5	66-2950	Gauge - Hourmeter (Incl. Ref. #34 & 35)	1	23	83-1530	Bracket - Alarm	1
6	83-1660	Switch Assembly (Incl. Ref. #19 & 36-38)	1	24	3296-16	Nut - Lock	9
7	218-594	Fuse - 20 Amp	1	25	80-9330	Audio Alarm Assembly (Incl. Ref. #22)	1
8	83-1100	Harness - Wire (Main)	1	26	95-0659	Module - Interlock	1
9	94-6960	Clamp - Mounting	1	27	83-2280	Timer - Relay	1
10	3217-27	Nut - Hex.	2	28	2412-39	Clamp - R	1
11	3296-27	Nut - Lock	4	29	3255-7	Washer - Lock, Int. Tooth	1
12	83-0030	Control - Throttle	1	31	3254-10	Washer - Lock, Int. Tooth	2
13	83-0040	Control - Choke	1	32	3255-24	Washer - Lock, Ext. Tooth	3
14	83-0020	Ignition Switch Assembly (Incl. Ref. #15-16)	1	33	3217-16	Nut - Hex	3
15	3254-5	Washer - Lock	2	34	3255-20	Washer - Lock, Ext. Tooth	2
16	218-461	Nut - Hex.	2	35	3217-25	Nut - Hex.	2
17	63-8360	Key - Ignition	1	36	218-589	Washer - Lock	1
				37	218-588	Screw	3
				38	3253-19	Washer - Lock	3
				39	32104-42	Screw - Hex. Hd.	1



T-1289A

HYDRAULIC RESERVOIR ASSEMBLY

Ref. No.	Part No.	Description	No. Used	Ref. No.	Part No.	Description	No. Used
1	83-2400	Spacer - Tank	2	25	83-2250	Gauge - Sight (Incl. Ref. #24)	1
2	83-2390	Pad - Tank	1	26	83-2100	Tank - Auxiliary Hydraulic	1
3	83-1450	Sensor - Oil Level	1	27	354-120	Fitting - Hydraulic 90° (Incl. Ref. #11)	3
4	237-80	Seal - O-Ring	1	28	83-1460	Solenoid Valve Assembly (Incl. Ref. #42 & 43)	1
5	92-8966	Reservoir - Hydraulic	1	29	83-2080	Hose - Valve-Tank	1
6	83-1520	Screen - Filler	1	30	83-0910	Hose - Hydraulic	2
7	92-4063	Plug - Filler Cap	1	31	2412-34	Clamp - Hose	3
8	93-7160	Cap - Hydraulic Reservoir (Incl. Ref. #9 & 10)	1	32	83-0870	Fitting - Hydraulic Straight (Incl. Ref. #33)	3
9	75-0540	Tether - Cap	1	33	237-177	Seal - O-Ring	3
10	2410-73	Retainer - Tether	1	34	83-1430	Hose - Hydraulic	1
11	237-79	Seal - O-Ring	5	35	323-6	Screw - Cap Hex. Hd.	3
12	354-121	Fitting - Hydraulic Straight (Incl. Ref. #11)	1	36	63-8410	Washer - Flat	3
13	2412-36	Clamp - Hose	4	37	240-11	Grommet	3
14	83-2070	Hose - Valve	1	38	353-550	Plug - Hydraulic (Incl. Ref. #11)	1
15	83-2090	Hose - Overflow	1	39	3253-3	Washer - Lock	2
16	321-2	Screw - Cap Hex. Hd.	1	40	321-11	Screw - Cap Hex. Hd.	2
17	83-1550	Spacer - Tank (Short)	2	41	2412-141	Clamp - Hose	2
18	83-1470	Washer - Neoprene	4	42	83-2000	Spool - Valve	1
19	3256-71	Washer - Flat	4	43	83-2010	Coil - Valve	1
20	322-14	Screw - Cap Hex. Hd.	2	44	68-6150	Breather	1
21	92-8020	Adapter - Breather	1	45	3256-22	Washer - Flat	1
22	322-29	Screw - Cap Hex. Hd.	2				
23	83-1560	Spacer - Tank (Long)	2				
24	237-123	Seal - O-Ring	1				



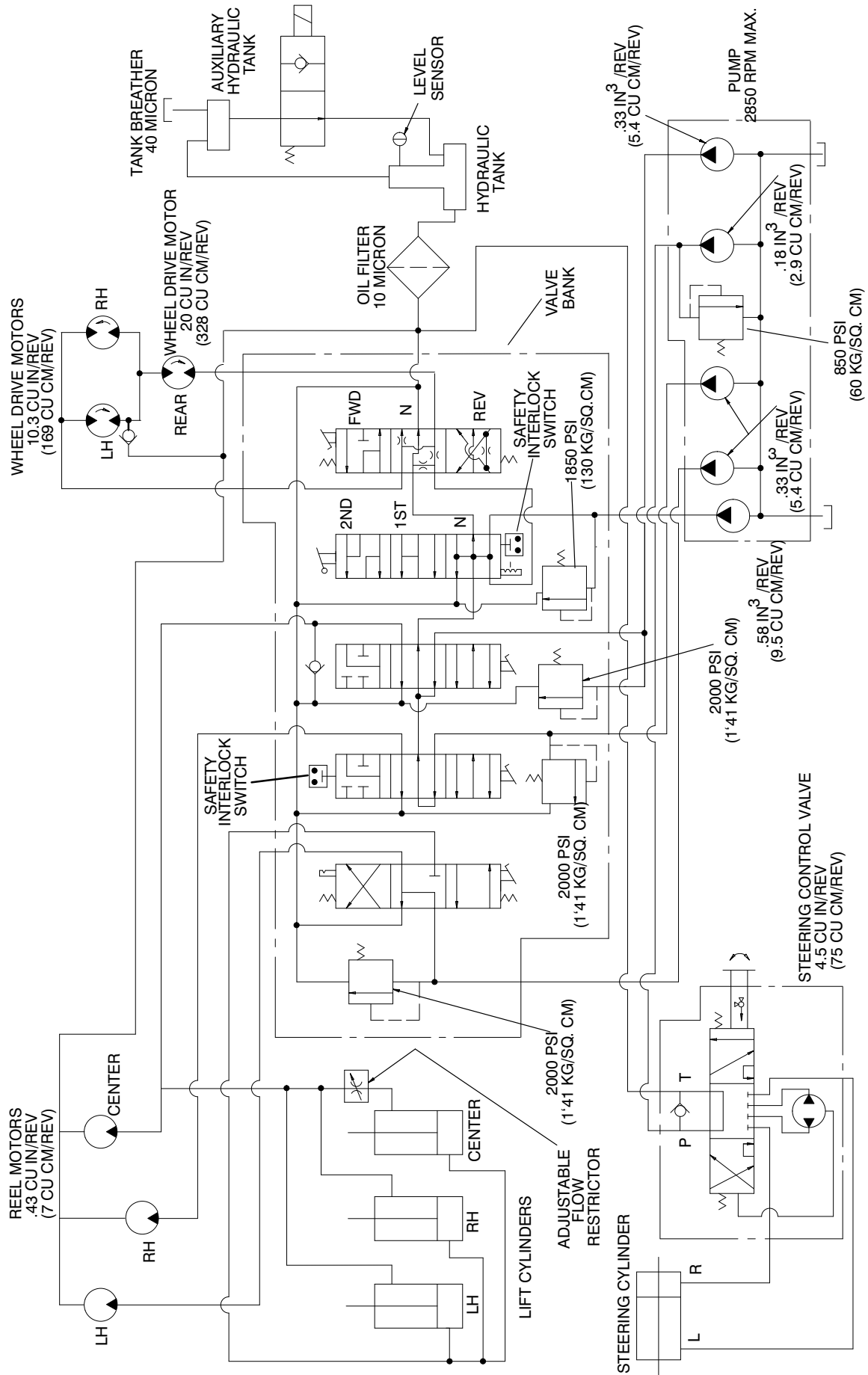
T-1317B

FUEL TANK ASSEMBLY

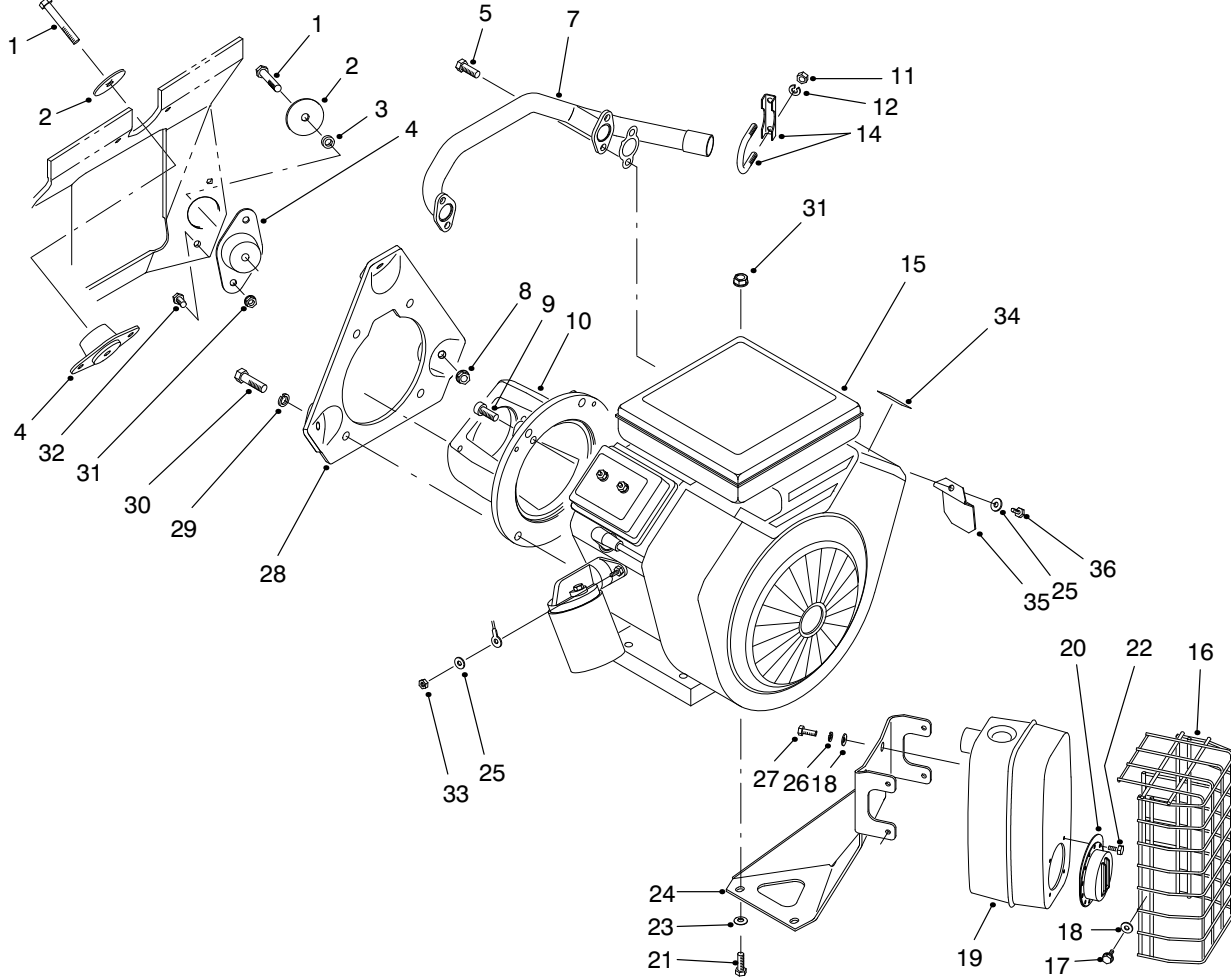
Ref. No.	Part No.	Description	No. Used
1	93-7170	Cap - Fuel	1
2	92-7189	Tank - Fuel	1
3	240-11	Grommet	4
4	63-8410	Washer - Flat	4
5	2412-41	Clamp - R	3
6	323-6	Screw - Cap Hex. Hd.	3
7	3256-63	Washer - Flat	1
8	83-2200	Nut - Special	1
9	48-7610	Screw - Cap Hex. Hd.	1

Ref. No.	Part No.	Description	No. Used
10	2412-94	Clamp - R	1
11	93-0116	Hose - Fuel	1
12	2412-108	Clamp - Hose	4
13	94-2690	Asm. - Filter, Fuel	1
14	83-2040	Hose - Fuel	1
15	83-1390	Fitting - Fuel Shut-Off	1
16	2412-36	Clamp - Hose	2
17	93-0117	Hose - Fuel	1

HYDRAULIC SCHEMATIC



T-1840C

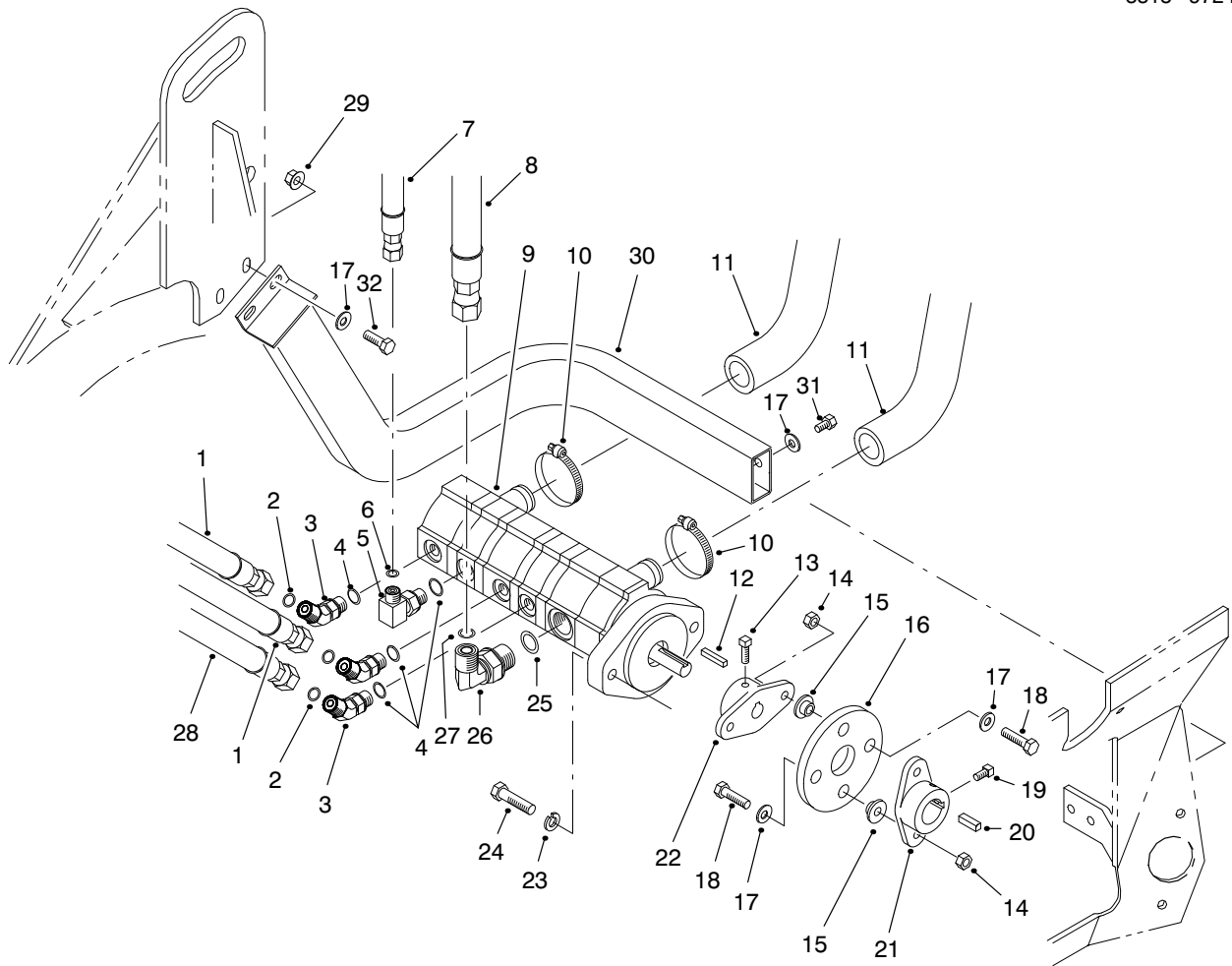


ENGINE INSTALLATION ASSEMBLY

Ref. No.	Part No.	Description	No. Used
1	323-12	Screw - Cap Hex. Hd.	3
2	83-1040	Washer - Mount	3
3	83-1050	Spacer - Mount	2
4	83-1030	Mount - Engine	3
5		Screw - Cap Hex. Hd.	4
7	83-1080	Pipe - Exhaust	1
8	3290-357	Nut - Flange Lock	3
9	3274-7	Screw - Socket Hd.	2
10	83-1060	Adapter - Pump	1
11		Nut - Hex.	2
12		Washer - Lock	2
14	2112-11	Clamp - Muffler (Incl. Ref. #11 & 12)	1
15	83-0010	Engine Assembly (Incl. Ref. #5)	1
16	83-1400	Shield - Muffler	1
17	12-3270	Screw - Hex. Washer Hd.	4
18	3256-1	Washer - Flat	8
19	493963	Muffler	1
*	83-2240	Arrestor - Spark (Optional)	1

Ref. No.	Part No.	Description	No. Used
20	83-2220	Deflector - Exhaust	1
21	322-8	Screw - Cap Hex. Hd.	2
22	83-2230	Screw - Cap Hex. Hd.	4
23	3256-23	Washer - Flat	2
24	83-1630	Bracket - Muffler Support	1
25	43-5930	Washer - Lock	2
26	3253-3	Washer - Lock	4
27	49-2040	Screw - Cap Hex. Hd.	4
28	85-8120	Plate - Engine Mount	1
29	3253-6	Washer - Lock	4
30	324-7	Screw - Cap Hex. Hd.	4
31	32128-20	Nut - Flange Lock	8
32	322-3	Screw - Cap Hex. Hd.	6
33	43-2830	Nut - Hex	1
34	93-8069	Decal - Warning	1
34	83-2560	Decal - Warning (Japanese)	1
35	83-2310	Shield	1
36	48-7620	Screw - Cap Hex. Hd.	1

*Not Illustrated

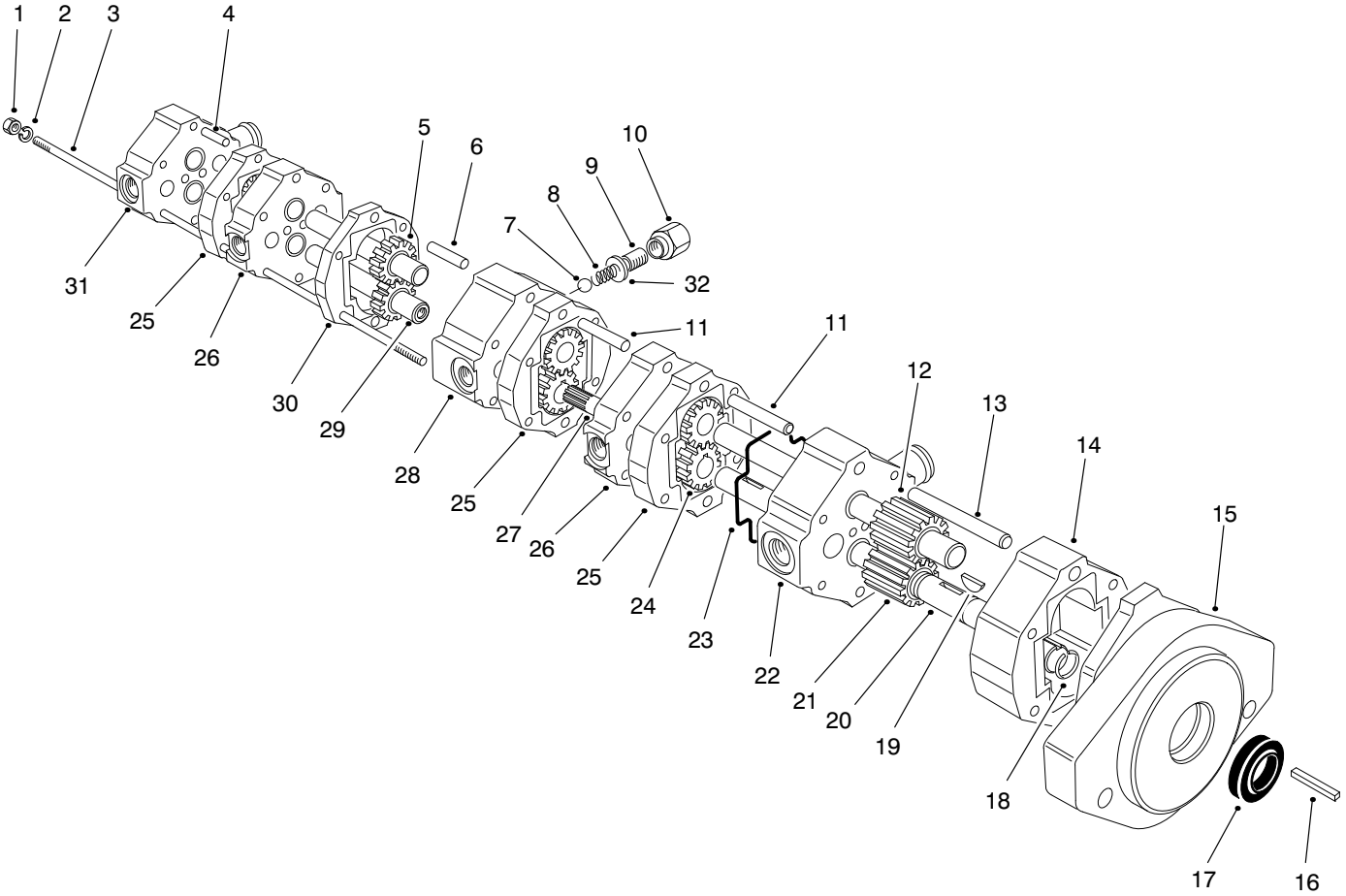


T-1292

HYDRAULIC PUMP INSTALLATION ASSEMBLY

Ref. No.	Part No.	Description	No. Used
1	83-1190	Hose - Hydraulic	2
2	237-22	Seal - O-Ring	3
3	340-87	Fitting - Hydraulic 45° (Incl. Ref. #2 & 4)	3
4	237-42	Seal - O-Ring	4
5	340-82	Fitting - Hydraulic 90° (Incl. Ref. #4 & 6)	1
6	237-21	Seal - O-Ring	1
7	83-1350	Hose - Hydraulic	1
8	83-1180	Hose - Hydraulic	1
9	92-9764	Hydraulic Pump Assembly (Incl. Ref. #12)	1
10	2412-34	Clamp - Hose	2
11	83-0910	Hose - Pump	2
12	5-0946	Key - Square	1
13	3241-6	Screw - Set Square Hd.	2
14	3296-29	Nut - Lock	4
15	27-6600	Spacer - Coupling	4

Ref. No.	Part No.	Description	No. Used
16	44-2230	Coupling - Rubber	1
17	3256-23	Washer - Flat	8
18	322-6	Screw - Cap Hex. Hd.	4
19	3241-2	Screw - Set Square Hd.	2
20	10-7070	Key - Square	1
21	27-1960	Hub - Engine	1
22	27-1970	Hub - Pump	1
23	3253-21	Washer - Lock	2
24	323-8	Screw - Cap Hex. Hd.	2
25	237-80	Seal - O-Ring	1
26	340-105	Fitting - Hydraulic 90° (Incl. Ref. #25 & 27)	1
27	237-30	Seal - O-Ring	1
28	83-1170	Hose - Hydraulic	1
29	32128-20	Nut - Flange Lock	2
30	83-1940	Guard - Pump	1
31	322-1	Screw - Cap Hex. Hd.	2
32	322-4	Screw - Cap Hex. Hd.	2

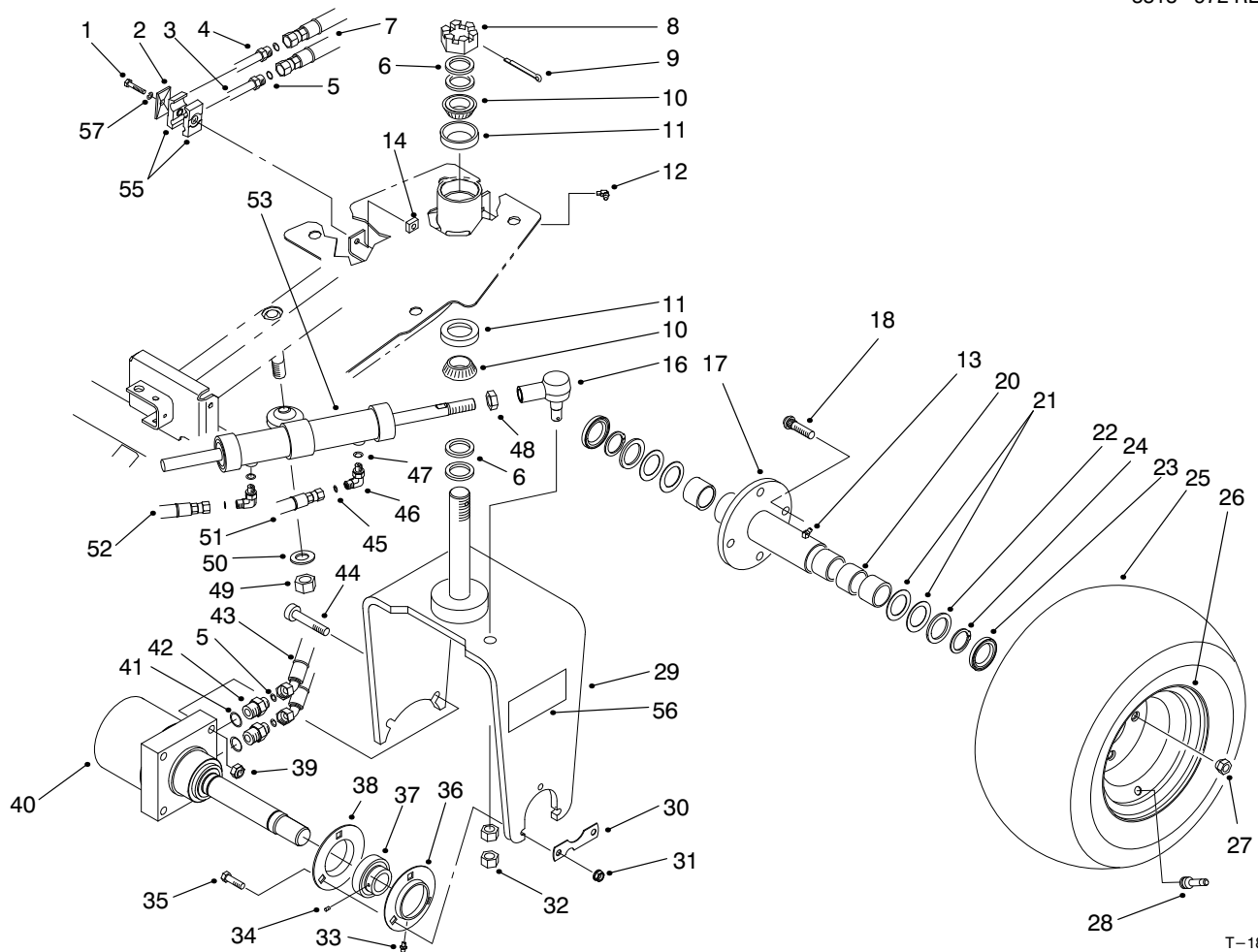


T-0645-2

HYDRAULIC PUMP 92-9764

Ref. No.	Part No.	Description	No. Used
1	3217-6	Nut - Hex.	4
2	354-16	Washer - Lock	4
3	354-17	Stud - Threaded	4
4	354-11	Pin - Dowel	2
5	354-9	Idler Shaft - Gear Assy.	1
6	354-12	Pin - Dowel	2
7		Ball - Valve	1
8		Spring - Compression	1
9		Adjuster - Valve	1
10		Cap - Adjuster, Valve	1
11	354-13	Pin - Dowel	4
12	92-9774	Idler Shaft - Gear Assy.	1
13	354-14	Pin - Dowel	2
14	92-9766	Plate - Gear 66B	1
15	354-2	Body Assembly	1
16	5-0946	Key - Square	1
17	354-15	Seal - Shaft	1

Ref. No.	Part No.	Description	No. Used
18	353-886	Ring - Retaining	2
19	353-884	Key - Woodruff	4
20	92-9772	Shaft - Drive	1
21	92-9773	Gear - 58B	1
22	354-3	Bearing Plate Assembly	1
23	353-922	Seal - Ring	10
24	353-967	Gear - 33B	6
25	353-969	Plate - Gear 33B	3
26	353-923	Bearing Plate Assembly	2
27	354-5	Adapter - Splined	1
28	354-4	Bearing Plate Assembly (Incl. Ref. #7-10 & 32)	1
29	354-8	Drive Shaft - Gear Assy.	1
30	354-6	Plate - Gear 18B	1
31	354-7	Cover Assembly	1
32	354-35	Gasket	1

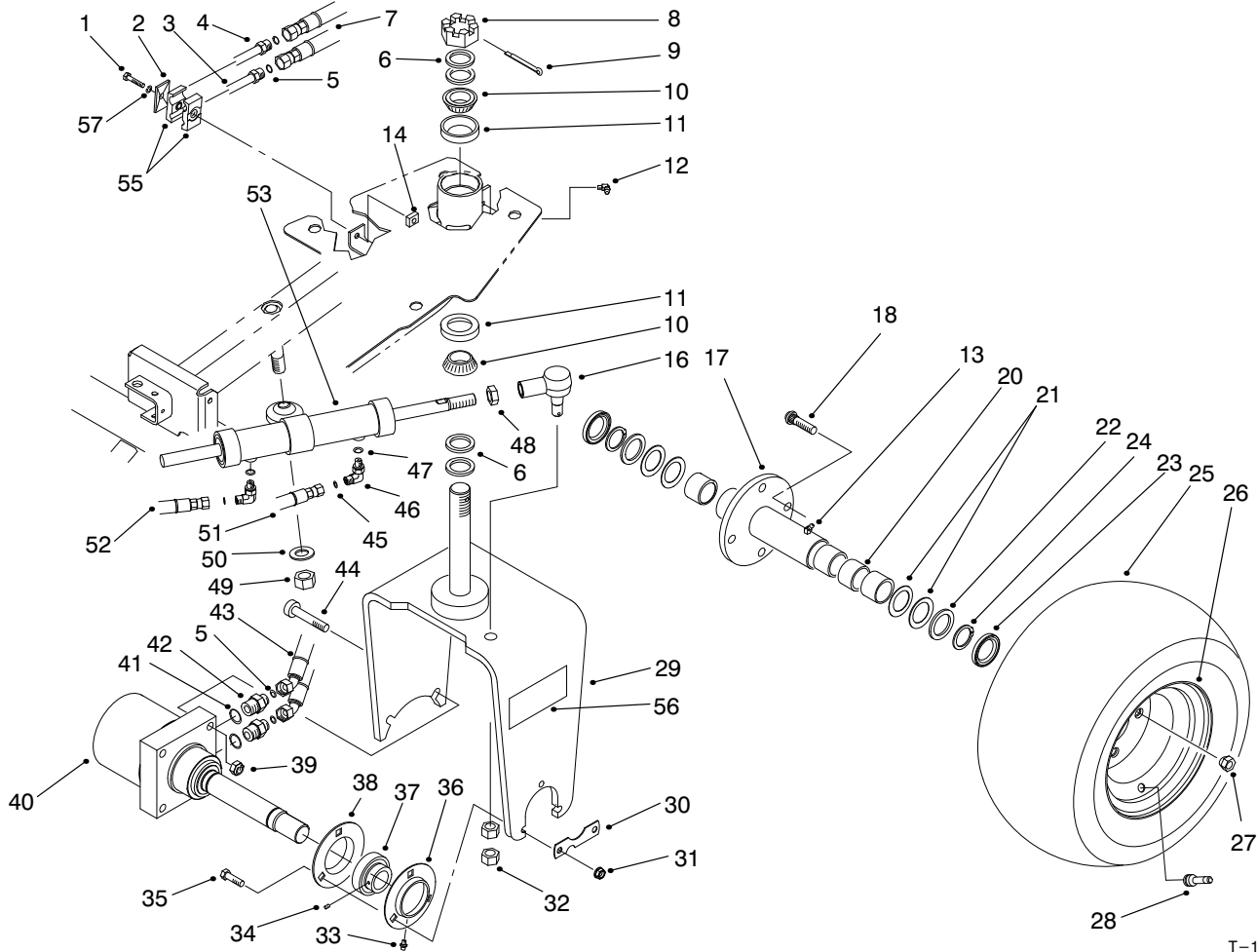


T-1839-2

REAR WHEEL ASSEMBLY

Ref. No.	Part No.	Description	No. Used
1	322-7	Screw - Cap Hex. Hd.	1
2	89-9760	Cover - Plate	1
3	93-0115	Assy. - Tube, Rear Bottom	1
4	93-0114	Assy. - Tube, Rear Top	1
5	237-30	O-Ring	4
6	18-6320	Washer - Steering	4
7	92-9197	Hose - Hydraulic (Incl. Ref. #5)	2
8	32136-9	Nut - Hex. Slotted	1
9	3272-37	Pin - Cotter	1
10	254-70	Cone - Bearing	2
11	254-61	Cup - Bearing	2
12	302-11	Fitting - Grease 45°	1
13	302-40	Fitting - Grease 90°	1
14	3290-496	Nut - Retaining	2
16	83-1640	Rod End Assembly	1
17	92-9152	Hub W.A. - Wheel	1
18	10-6730	Stud - Drive	4
20	92-9167	Roller - Clutch	4
21	92-9166	Washer - Thrust	4
22	92-9159	Washer	2
23	92-9165	Seal - Grease	2
24	32151-10	Ring - Retainer	2
25	28-3680	Tire	1
26	217-60	Rim	1
27	242-50	Nut - Lug	4

Ref. No.	Part No.	Description	No. Used
28	232-27	Valve Stem w/Cap	1
29	93-2529	Fork - Castor	1
30	88-8350	Tab - Bearing	1
31	3296-39	Nut - Lock	3
32	3220-6	Nut - Jam	2
33	302-5	Fitting - Grease	1
34		Screw - Set	2
35	323-29	Screw - Cap Hex. Hd.	3
36	85-8940	Flange - Bearing, Lube (Incl. Ref. #33)	1
37	251-352	Assembly - Bearing (Incl. Ref. #34)	1
38	85-8950	Flange - Bearing	1
39	3296-23	Nut - Lock	2
40	92-9169	Motor - Hydraulic	1
41	237-80	O-Ring	2
42	340-7	Fitting - Hydraulic (Incl. Ref. #41)	2
43	92-9197	Hose - Hydraulic (Incl. Ref. #5)	2
44	3274-93	Screw - Hex. Socket Hd.	2
45	237-21	O-Ring	2
46	340-132	Fitting - Hydraulic 90° (Incl. Ref. #45 & 47)	2
47	237-78	O-Ring	2
48	84-5300	Nut - Jam	1



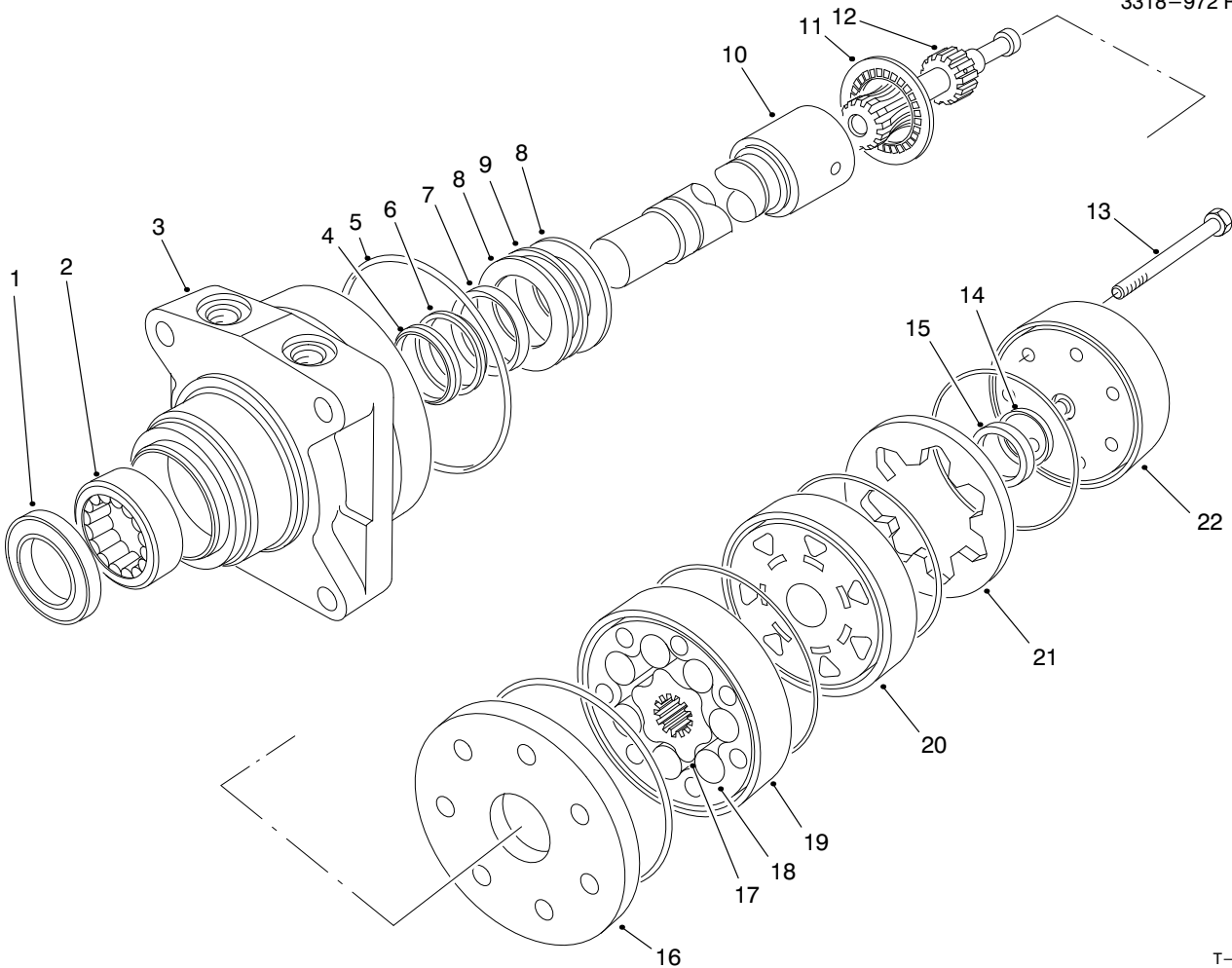
T-1839-2

REAR WHEEL ASSEMBLY (Continued)

Ref. No.	Part No.	Description	No. Used
49	3217-12	Nut - Hex.	1
50	3256-28	Washer - Flat	1
51	83-1360	Hose - Hydraulic	1
52	83-1350	Hose - Hydraulic	1
53	83-2330	Hydraulic Cylinder Assy.	1

Ref. No.	Part No.	Description	No. Used
55	56-7971	Clamp - Tube	2
56	92-9752	Decal - 3WD	2
57	3253-4	Washer - Lock	1
*	232-37	Tube - Inner (Optional)	1

*Not Illustrated

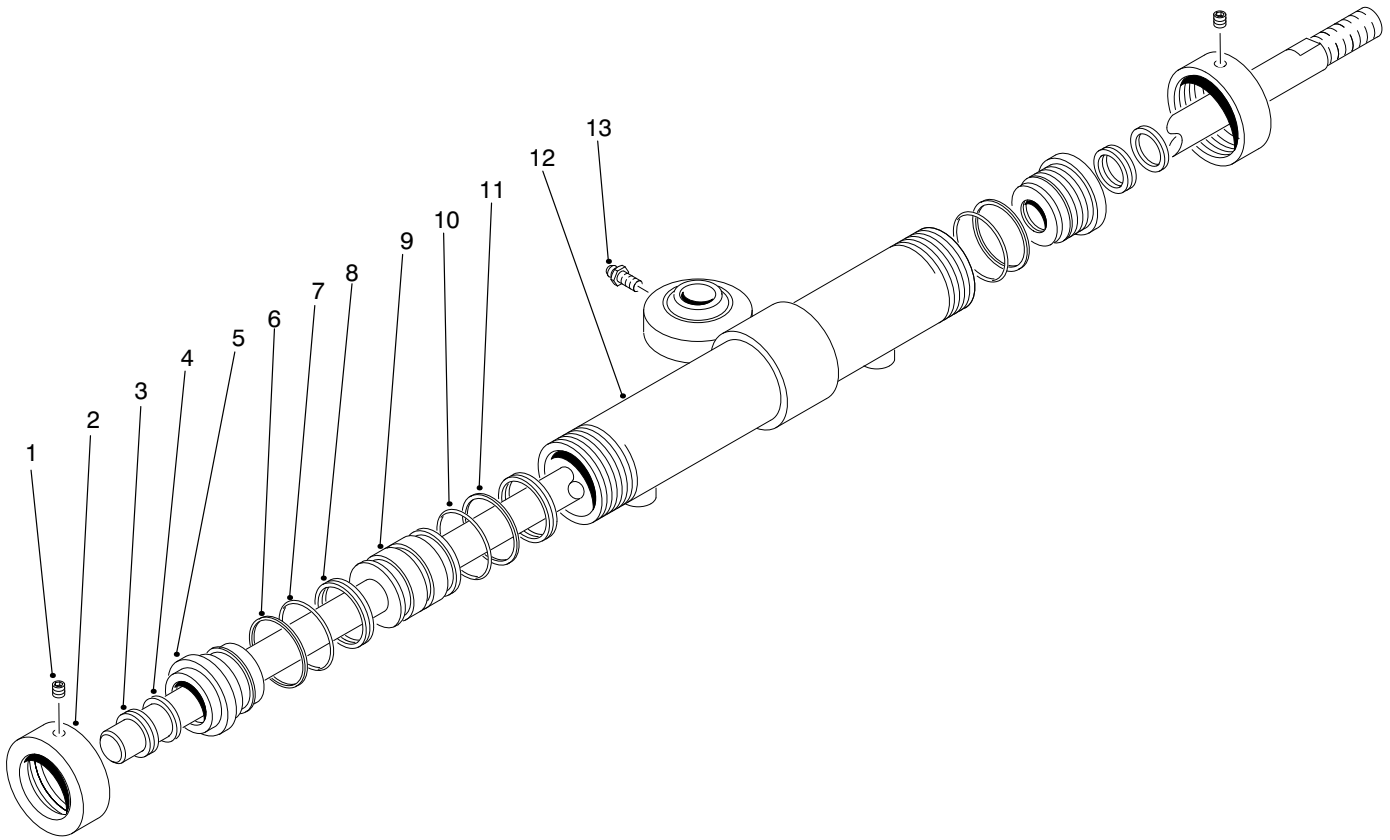


T-1830-2

HYDRAULIC DRIVE MOTOR ASSEMBLY NO. 92-9169

Ref. No.	Part No.	Description	No. Used
1		Seal – Dirt & Water	1
2		Bearing	1
3		Housing	1
4		Washer – Back-Up	1
5		Ring – Seal	5
6		Washer – Back-Up	1
7		Seal – Inner	1
8		Washer – Thrust	2
9		Bearing – Thrust	1
10	92-9760	Shaft – Coupling	1
11	76-0850	Bearing – Thrust	1
12	92-9758	Link – Drive	7
13	92-9756	Screw – Cap Hex. Hd.	1
14		Seal – Commutator	1
15		Commutator	1

Ref. No.	Part No.	Description	No. Used
16	92-9754	Plate – Wear	1
17		Rotor	1
18		Vane	7
19		Stator	1
20	92-9755	Manifold	1
21		Ring – Commutator	1
22	92-9759	End Cover Assembly	1
*	92-9757	Rotor Set (Incl. Ref. #19-21)	1
*	76-0880	Commutator Assembly (Incl. Ref. #15, 16 & 23)	1
*	76-0800	Seal Kit (Incl. Ref. #1, 4-7 & 15)	1
*	92-9753	Housing Assembly (Incl. Ref. #2, 3 & 8-10)	1



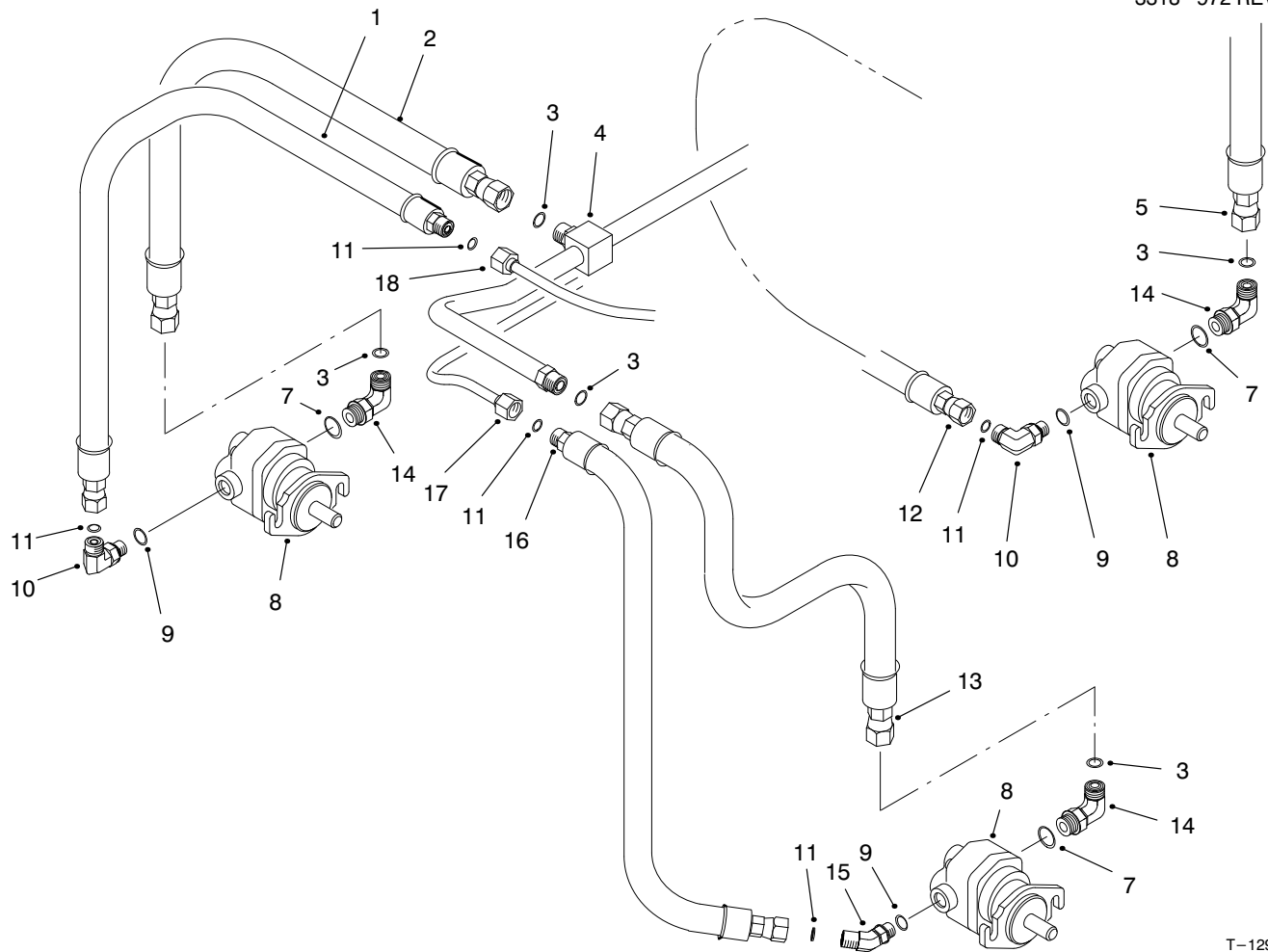
T-1313

HYDRAULIC CYLINDER ASSEMBLY NO. 83-2330

Ref. No.	Part No.	Description	No. Used
1	3245-1	Screw - Set, Hex. Soc. Hd.	2
2	83-2340	Cap - Threaded	2
3		Wiper - Rod	2
4		U-Cup - Double Lip	2
5	83-2350	Cap - Head, Thread	2
6		Ring - Back-Up	2
7		O-Ring	2
8		Ring - Wear	2

Ref. No.	Part No.	Description	No. Used
9	83-2360	Assembly - Rod	1
10		O-Ring	1
11		Ring - Piston, Urithane	1
12	83-2370	Assembly - Barrel	1
13	302-5	Fitting - Grease	1
*	83-2380	Kit - Seal Repair (Incl. Ref. #1-7)	1

*Not Illustrated

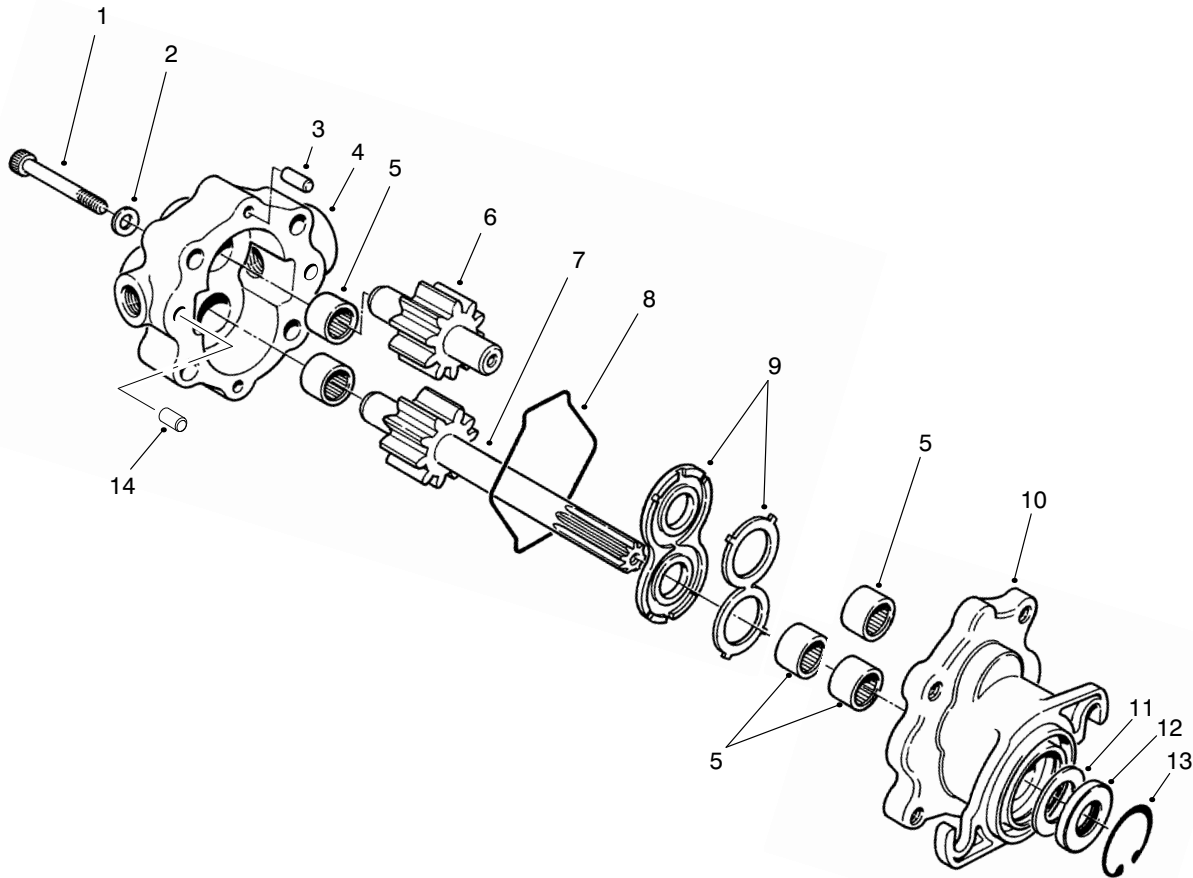


T-1297-2

REEL MOTOR INSTALLATION ASSEMBLY

Ref. No.	Part No.	Description	No. Used
1	95-5984	Hose - Hydraulic	1
2	95-5985	Hose - Hydraulic	1
3	237-30	Seal - O-Ring	5
4	63-4040	Hydraulic Tube Assembly (Incl. Ref. #3)	1
5	95-5987	Hose - Hydraulic	1
7	237-79	Seal - O-Ring	3
8	94-3506	Reel Motor Assembly	3
9	237-42	Seal - O-Ring	3
10	340-77	Fitting - Hydraulic 90° (Incl. Ref. #9 & 11)	2

Ref. No.	Part No.	Description	No. Used
11	237-22	Seal - O-Ring	5
12	95-5986	Hose - Hydraulic	1
13	95-5989	Hose - Hydraulic	1
14	340-98	Fitting - Hydraulic 90° (Incl. Ref. #3 & 7)	3
15	340-87	Fitting - Hydraulic 45° (Incl. Ref. #9 & 11)	1
16	95-5988	Hose - Hydraulic	1
17	63-4020	Tube - Hydraulic	1
18	63-4030	Tube - Hydraulic	1



T-1872

REEL MOTOR NO. 94-3506

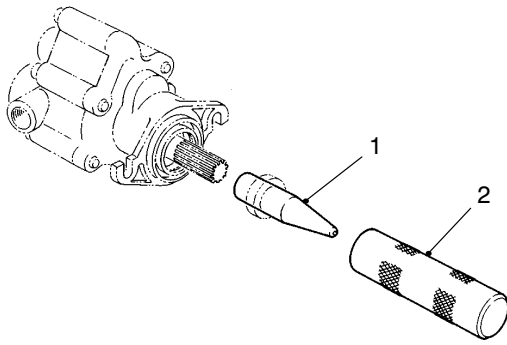
Ref. No.	Part No.	Description	No. Used
1	354-50	Screw - Hex. Socket Hd.	4
2	354-51	Washer	4
3	353-599	Pin - Dowel	2
4	94-3507	Cover Assembly (Incl. Ref. #5)	
5		Bearing - Needle	5
6	94-3509	Idle Gear Assembly	1
7	94-3508	Drive Shaft Assembly	1
8	354-46	Ring - Seal	1

Ref. No.	Part No.	Description	No. Used
9	74-3810	Load Plate Assembly	1
10	92-8795	Body Assembly (Incl. Ref. #5)	1
11		Spacer	1
12		Seal - Shaft	1
13	32151-41	Ring - Retaining	1
14	92-8796	Pin - Dowel	2
*	92-8863	Repair Kit (Incl. Ref. #8 & 11-13)	1

*Not Illustrated

SPECIAL TOOLS

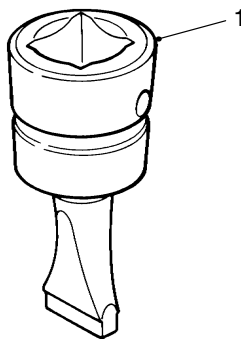
REEL MOTOR SEAL INSTALLATION TOOLS



T-0727

Ref. No.	Part No.	Description	No. Used
1	TOR491430	Protector – Seal	1
2	TOR491450	Installer – Seal	1

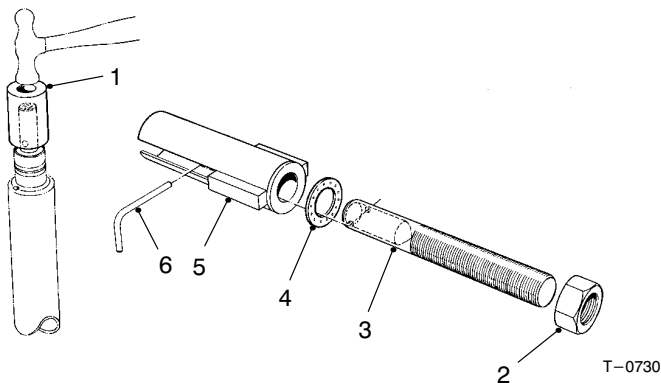
BED KNIFE SCREW TOOL NO. TOR510880



T-0729

Ref. No.	Part No.	Description	No. Used
1		Tool – Bed Knife Screw	1

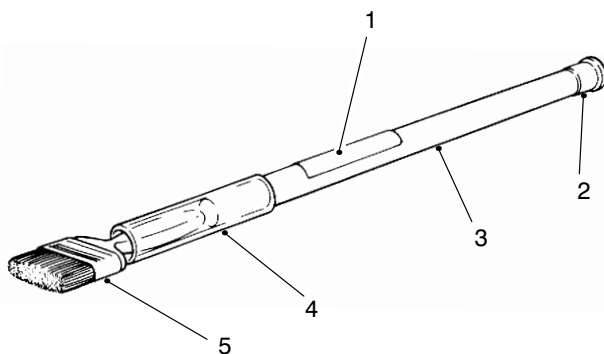
BEARING REPLACEMENT TOOL KIT NO. TOR238900



T-0730

Ref. No.	Part No.	Description	No. Used
1	23-8880	Driver – Bearing	2
2	3219-18	Nut – Hex.	1
3	23-8840	Puller – Bolt	1
4	22-6090	Washer – Thrust	1
5	23-8850	Tube – Support	1
6	23-8860	Pin – Bearing Rplcmnt.	1

BACKLAPPING BRUSH ASSEMBLY NO. 29-9100



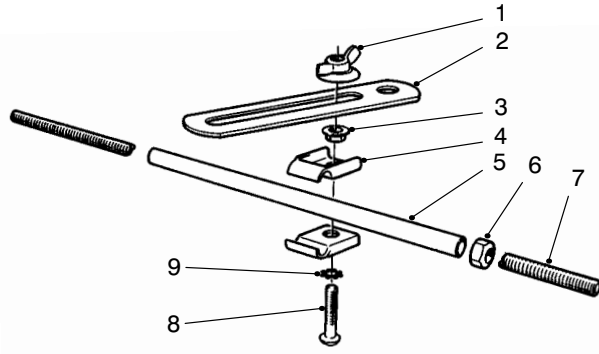
T-0731

Ref. No.	Part No.	Description	No. Used
1	12-9140	Decal	1
2	2410-18	Plug	1
3	29-9080	Handle	1
4	29-9090	Hose – Handle	1
5	36-4310	Brush	1

Note: Special tools may be ordered from: Owatonna Tool Company 2013 4th St. NW Owatonna, MN 55060

SPECIAL TOOLS (Continued)

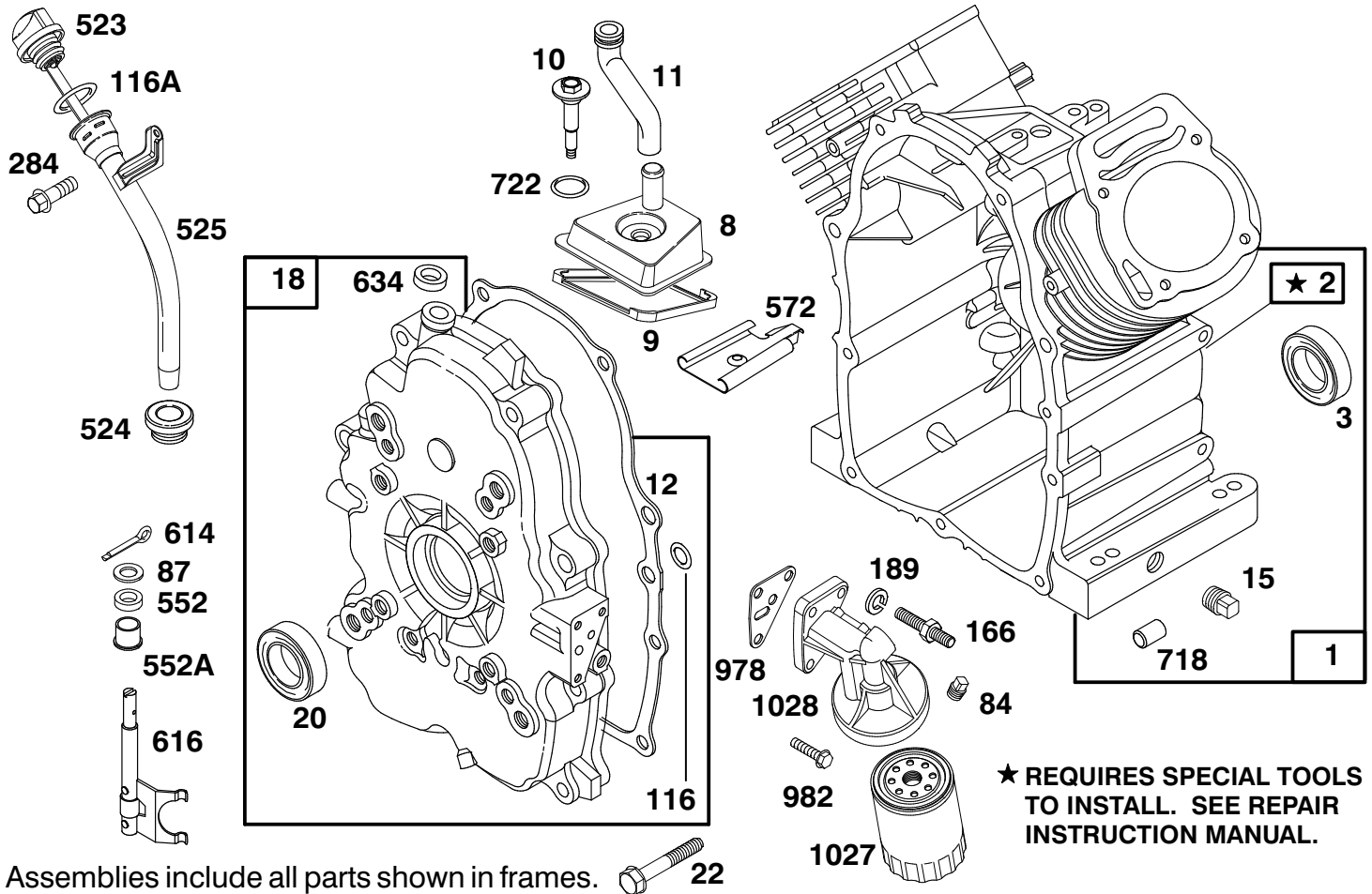
ALIGNMENT TOOL NO. TOR200120



T-0732

Ref. No.	Part No.	Description	No. Used
1	3-4808	Nut - Wing	1
2	20-0110	Bracket - Alignment	1
3	32128-20	Nut - Lock, Flange	1
4	3-6657	Clip - Skid	2
5	20-0070	Tube	1
6	3219-2	Nut - Hex.	1
7	20-0080	Rod	1
8	32122-35	Screw - Truss Head	1
9	3255-8	Washer - Lock, Int. Tooth	1

**Note: Special tools may be ordered from: Owatonna Tool Company
2013 4th St. NW
Owatonna, MN 55060**



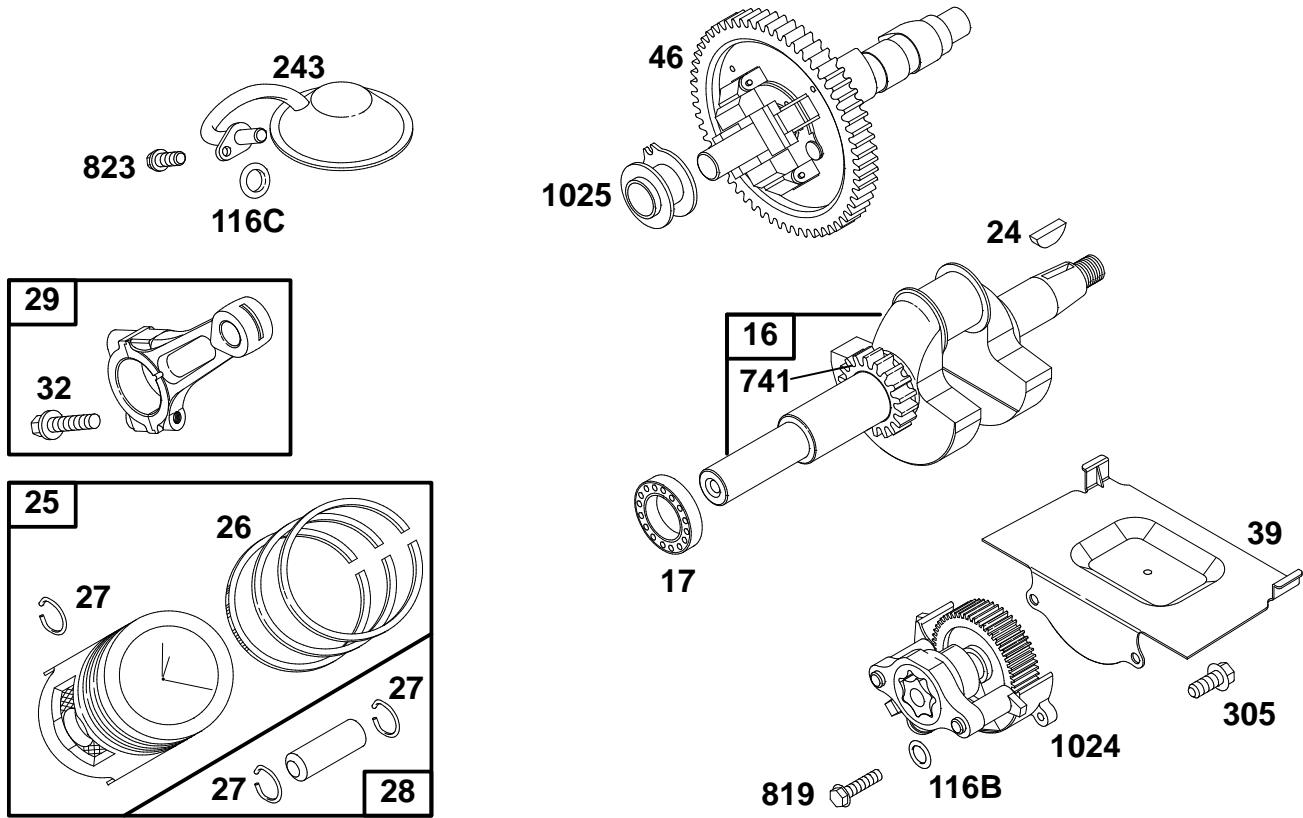
Assemblies include all parts shown in frames.

ENGINE BRIGGS & STRATTON MODEL 303447-1179-A1

Ref. No.	Part No.	Description	No. Used
1	807521	Cylinder Assembly	1
2	807687	Bearing – Cylinder	1
*3	805101	Seal – Oil	1
8	807795	Breather Assembly	1
*9	805379	Gasket – Breather	1
10	805751	Screw – Hex.Washer Head	1
11	805362	Tube – Breather	1
*12	805112	Gasket – Crankcase Cover	1
15	805048	Plug – Oil Drain	1
18	807628	Cover Assy. – Crankcase	1
*20	805049	Seal – Oil	1
22	805696	Screw – Crankcase Cover	1
84	91488	Plug – Pipe	1
*87	805054	Seal – Governor Shaft	1
*116	805198	O–Ring (Crankcase Cover)	1
*116A	805386	O Ring (Dipstick)	1
166	805073	Stud – Oil Filter Adapter	1
284	805247	Screw – Hex. Head	1

Ref. No.	Part No.	Description	No. Used
189	805449	Lockwasher	1
523	807977	Dipstick	1
*524	281370	Seal – Fill Tube	1
525	807584	Tube – Oil Fill	1
552	805412	Bushing – Governor Shaft	1
552A	805413	Bushing – Governor Shaft	1
572	805197	Baffle – Breather	1
614	806096	Pin – Cotter	1
616	807596	Fork – Governor	1
634	805416	Washer – Governor Shaft	1
718	805103	Dowel – Crankcase	1
*722	807688	Seal – Breather Screw	1
*978	805250	Gasket – Oil Filter Adapter	1
982	805030	Screw	1
1027	492932	Filter – Oil	1
1028	808325	Adapter – Oil Filter	1
1058	272105	Owner’s Manual	1

*Included in Gasket Set – Part No. 807989.



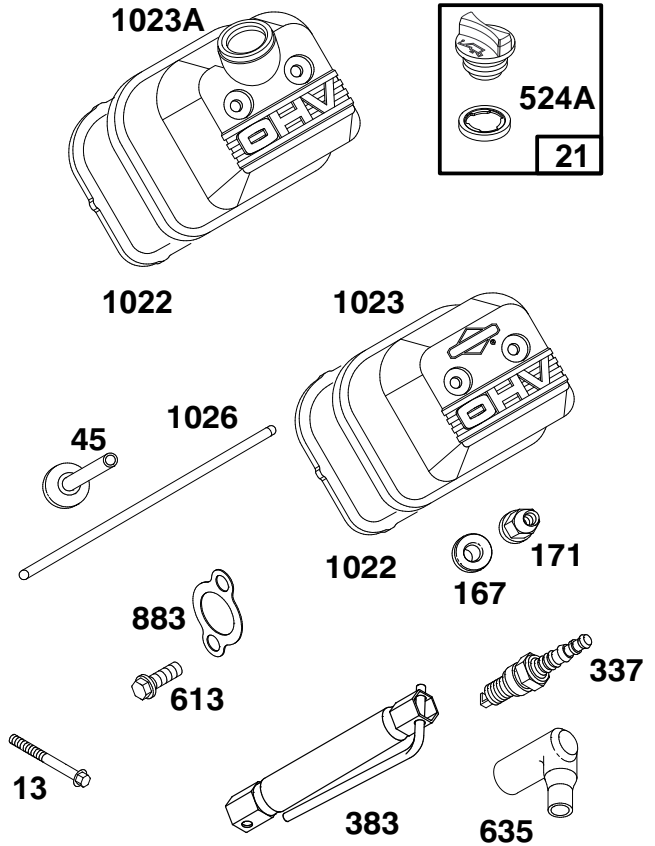
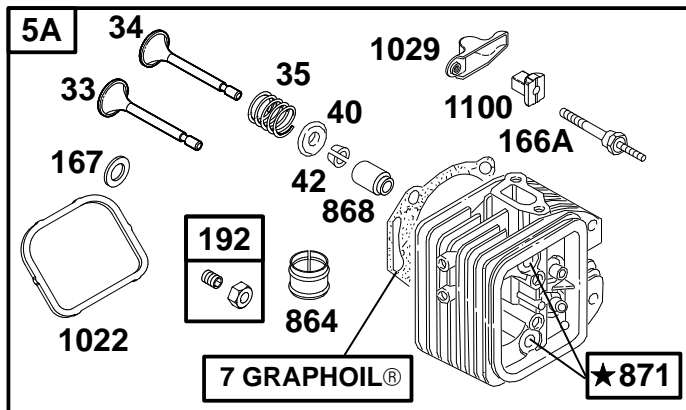
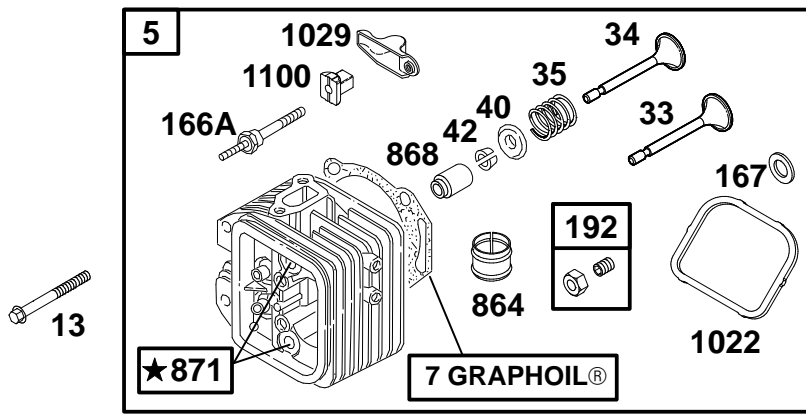
Assemblies include all parts shown in frames.

ENGINE BRIGGS & STRATTON MODEL 303447-1179-A1

Ref. No.	Part No.	Description	No. Used
16	807589	Crankshaft Note: To Replace Crankshaft Timing Gear Key Order Part No. 94196. 807625 Washers – Thrust	1
17	805754	Bearing – Ball	1
24	805016	Key – Flywheel	1
25	807619	Piston Assembly (Standard)	1
	807807	Piston Assembly (.010 O.S.)	1
	807809	Piston Assembly (.020 O.S.)	1
	807811	Piston Assembly (.030 O.S.)	1
26	807620	Ring Set – Piston (Standard)	1
	807808	Ring Set – Piston (.010 O.S.)	1
	807810	Ring Set – Piston (.020 O.S.)	1
	807812	Ring Set – Piston (.030 O.S.)	1

Ref. No.	Part No.	Description	No. Used
27	805099	Lock – Piston Pin	1
28	807621	Piston Pin Assembly	1
29	807900	Connecting Rod Assembly	1
32	805395	Screw – Connecting Rod	1
39	805654	Deflector – Oil	1
46	807542	Gear – Cam	1
*116B	805058	O-Ring (Oil Pump)	1
*116C	805316	O-Ring (Pick – Up Tube)	1
243	807598	Screen – Oil Pump Pick-Up	1
305	805406	Screw	1
741	805984	Gear – Timing	1
819	805057	Screw	1
823	805317	Screw – Mounting	1
1024	807644	Oil Pump Assembly	1
1025	805313	Slider – Governor	1

*Included in Gasket Set – Part No. 807989.



★ REQUIRES SPECIAL TOOLS TO INSTALL. SEE REPAIR INSTRUCTION MANUAL.

Assemblies include all parts shown in frames.

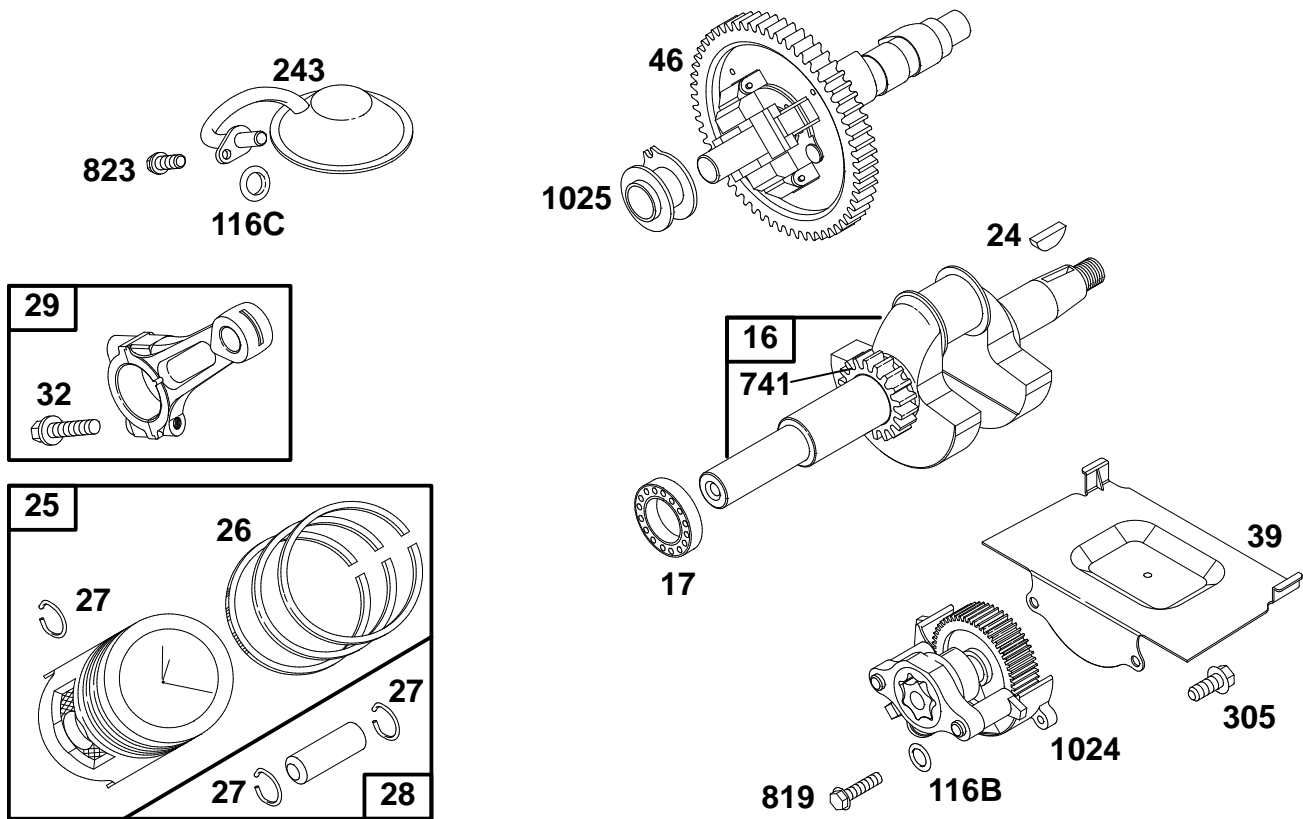
ENGINE BRIGGS & STRATTON MODEL 303447-1179-A1

Ref. No.	Part No.	Description	No. Used
5	808381	Head – Cylinder (Cyl. #1)	1
5A	808382	Head – Cylinder (Cyl. #2)	1
*‡7	806085	Gasket – Cylinder Head	1
13	805097	Screw – Cylinder Head	1
21	491832	Plug – Oil Filler	1
33	807681	Valve – Exhaust	1
34	807680	Valve – Intake	1
35	805937	Spring – Valve	1
40	805092	Retainer – Valve Spring	1
42	807683	Retainer – Valve	1
45	262679	Tappet – Valve	1
166A	806037	Stud – Rocker Arm	1
*‡167	805420	Washer – Valve Cover	1
‡171	805019	Nut – Nylock	1
192	807623	Screw – Valve Adjustment	1
337	496018	Plug – Spark	1

Ref. No.	Part No.	Description	No. Used
383	19374	Wrench – Spark Plug	1
*‡524A	271983	Seal – Filler Plug	1
613	805158	Screw – Hex.	1
635	805529	Elbow – Spark Plug	1
864	805083	Liner – Exhaust Port	1
868	805094	Seal – Valve Guide	1
871	805084	Guide – Valve	1
*‡883	805024	Gasket – Exhaust Manifold	1
*‡1022	806039	Gasket – Valve Cover	1
1023	805100	Cover – Valve	1
1023A	808032	Cover – Valve	1
1026	805352	Rod – Push (Intake Valve)	1
		Note: 805617 Rod – Push (Exhaust Valve)	
1029	806036	Arm – Rocker	1

*Included in Gasket Set – Part No. 807989.

‡Included in Valve Overhaul Kit – Part No. 807990.



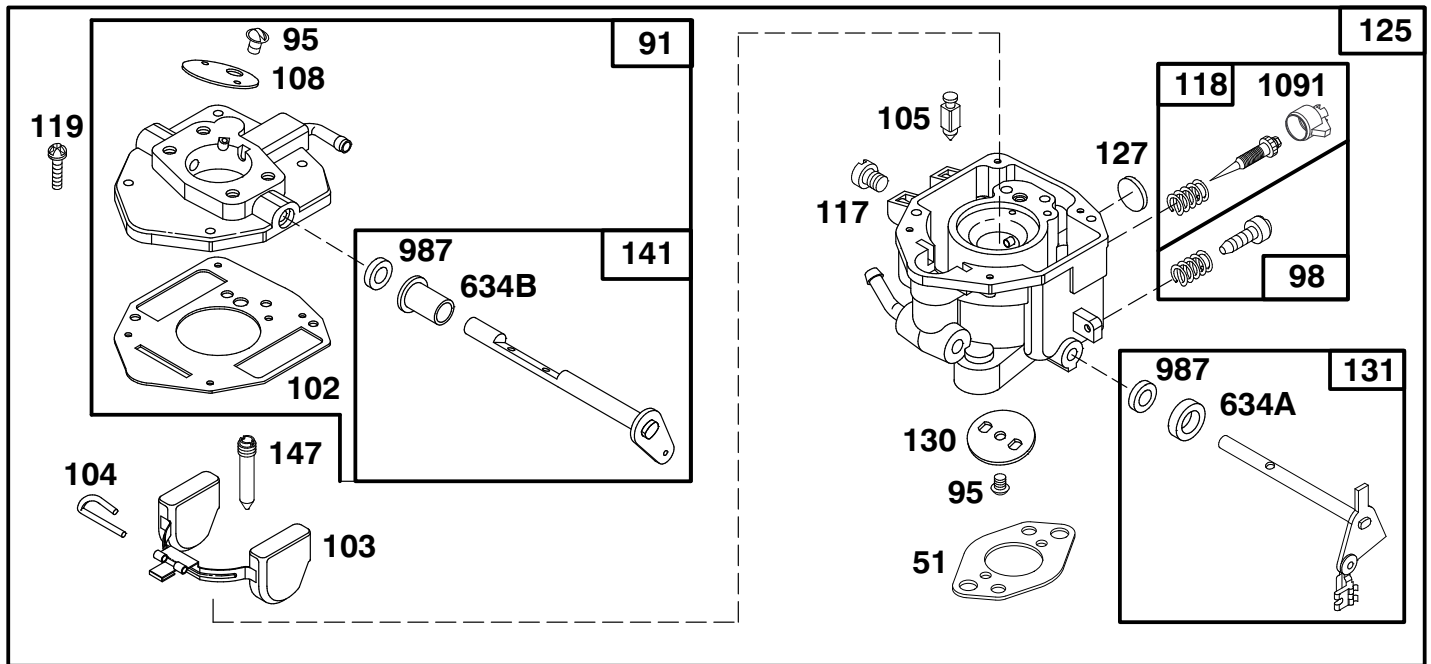
Assemblies include all parts shown in frames.

ENGINE BRIGGS & STRATTON MODEL 303447-1179-A1

Ref. No.	Part No.	Description	No. Used
16	807589	Crankshaft Note: To Replace Crankshaft Timing Gear Key Order Part No. 94196. 807625 Washers – Thrust	1
17	805754	Bearing – Ball	1
24	805016	Key – Flywheel	1
25	807619	Piston Assembly (Standard)	1
	807807	Piston Assembly (.010 O.S.)	1
	807809	Piston Assembly (.020 O.S.)	1
	807811	Piston Assembly (.030 O.S.)	1
26	807620	Ring Set – Piston (Standard)	1
	807808	Ring Set – Piston (.010 O.S.)	1
	807810	Ring Set – Piston (.020 O.S.)	1
	807812	Ring Set – Piston (.030 O.S.)	1

Ref. No.	Part No.	Description	No. Used
27	805099	Lock – Piston Pin	1
28	807621	Piston Pin Assembly	1
29	807900	Connecting Rod Assembly	1
32	805395	Screw – Connecting Rod	1
39	805654	Deflector – Oil	1
46	807542	Gear – Cam	1
*116B	805058	O-Ring (Oil Pump)	1
*116C	805316	O-Ring (Pick – Up Tube)	1
243	807598	Screen – Oil Pump Pick-Up	1
305	805025	Screw	1
741	805984	Gear – Timing	1
819	805057	Screw	1
823	805317	Screw – Mounting	1
1024	807644	Oil Pump Assembly	1
1025	805313	Slider – Governor	1

*Included in Gasket Set – Part No. 807989.



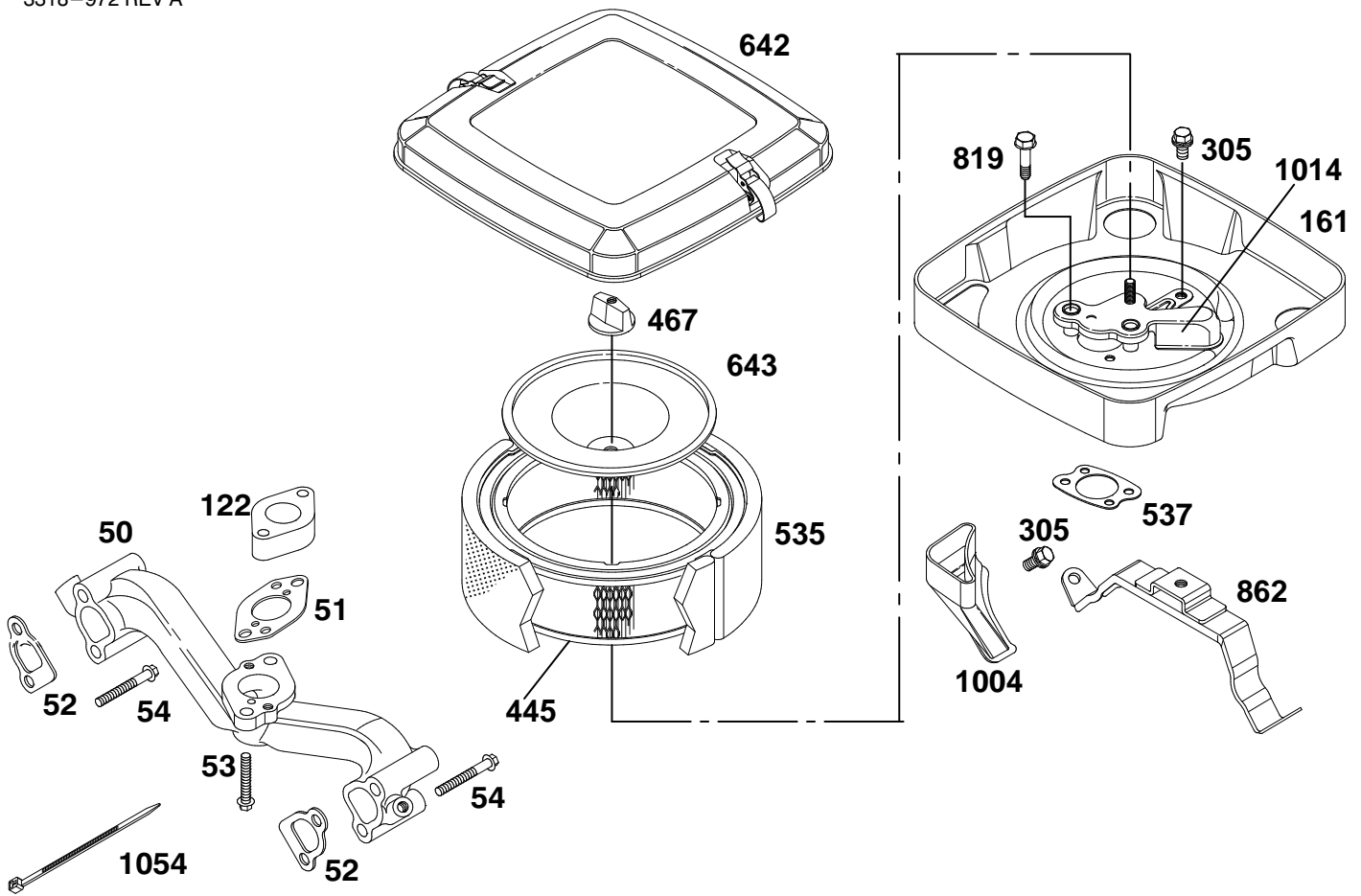
Assemblies include all parts shown in frames.

ENGINE BRIGGS & STRATTON MODEL 303447-1179-A1

Ref. No.	Part No.	Description	No. Used
*51	805700	Gasket – Carburetor Mtg.	1
91	807919	Body – Upper Carburetor	1
95	805538	Screw – Valve Mtg.	1
98	808177	Screw – Throttle Adj.	1
†102	805541	Gasket – Carburetor Body	1
103	805546	Float Assembly	1
†104	805545	Pin – Float Hinge	1
†105	805547	Valve – Fuel Inlet	1
108	805539	Valve – Choke	1
117	805852	Jet – Main	1
	805537	Jet – Main (High Altitude)	1
118	808293	Valve – Idle Adjust	1
119	805540	Screw – Upper Body Mtg.	1
125	808251	Carburetor Assembly	1
†127	805559	Plug – Welch	1
130	805554	Valve – Throttle	1
131	807720	Shaft – Throttle	1

Ref. No.	Part No.	Description	No. Used
141	807722	Shaft – Choke	1
†147	805553	Jet – Slow Speed	1
187	296004	Line – Fuel (Cut to Required Length)	1
187A	398367	Line – Fuel	1
307	805025	Screw – Hex. Hd.	1
387	491922	Pump – Fuel	1
601	93053	Clamp – Hose	1
†634A	805557	Collar – Throttle	1
†634B	805543	Collar – Choke	1
788	807685	Bracket – Fuel Pump	1
823	805317	Screw – Mounting	1
918	393815	Line – Vacuum (Cut to Required Length)	1
947	807664	Solenoid	1
†987	805544	Seal – Shaft	1
1091	805862	Cap – Limiter	1

†Included in Carburetor Kit – Part No. 807726.

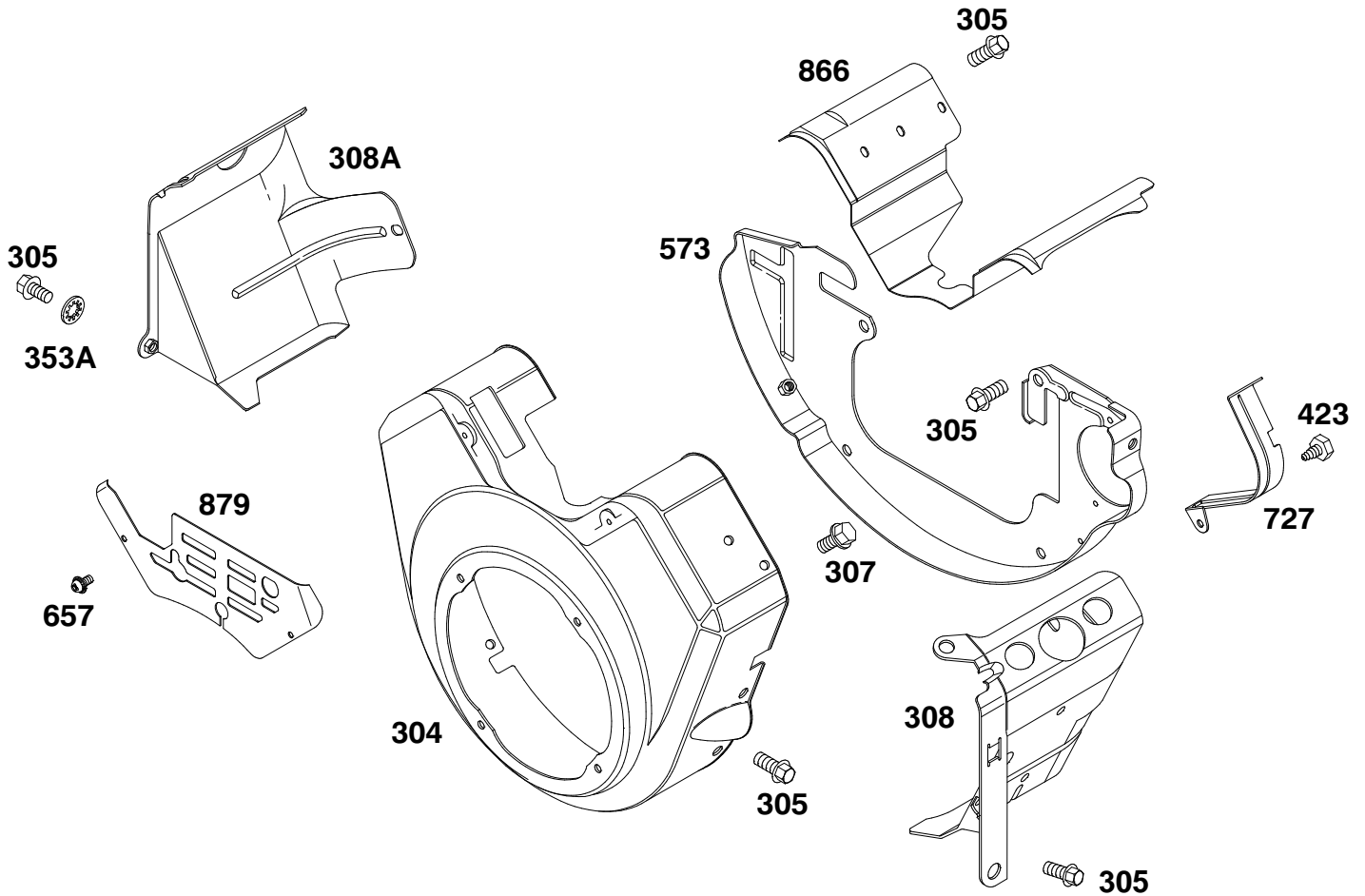


ENGINE BRIGGS & STRATTON MODEL 303447-1179-A1

Ref. No.	Part No.	Description	No. Used
50	805772	Manifold – Intake	1
*51	805700	Gasket – Carburetor Mtg.	1
*‡52	805023	Gasket – Intake Manifold	1
53	805466	Screw	1
54	805006	Screw	1
122	805328	Spacer – Carburetor	1
161	807857	Base – Air Cleaner	1
305	805025	Screw – Sem	1
445	394018	Filter – Air	1

Ref. No.	Part No.	Description	No. Used
467	491875	Knob – Air Cleaner	1
535	272490	Filter – Air	1
*537	805655	Gasket – Air Cleaner	1
642	807862	Cover – Air Cleaner	1
643	805631	Plate – Air Cleaner	1
819	805057	Screw – Hex. Hd.	1
862	807796	Bracket – Air Cleaner	1
1004	805632	Strap – Cleaner Mounting	1
1014	807797	Shield – Carburetor	1

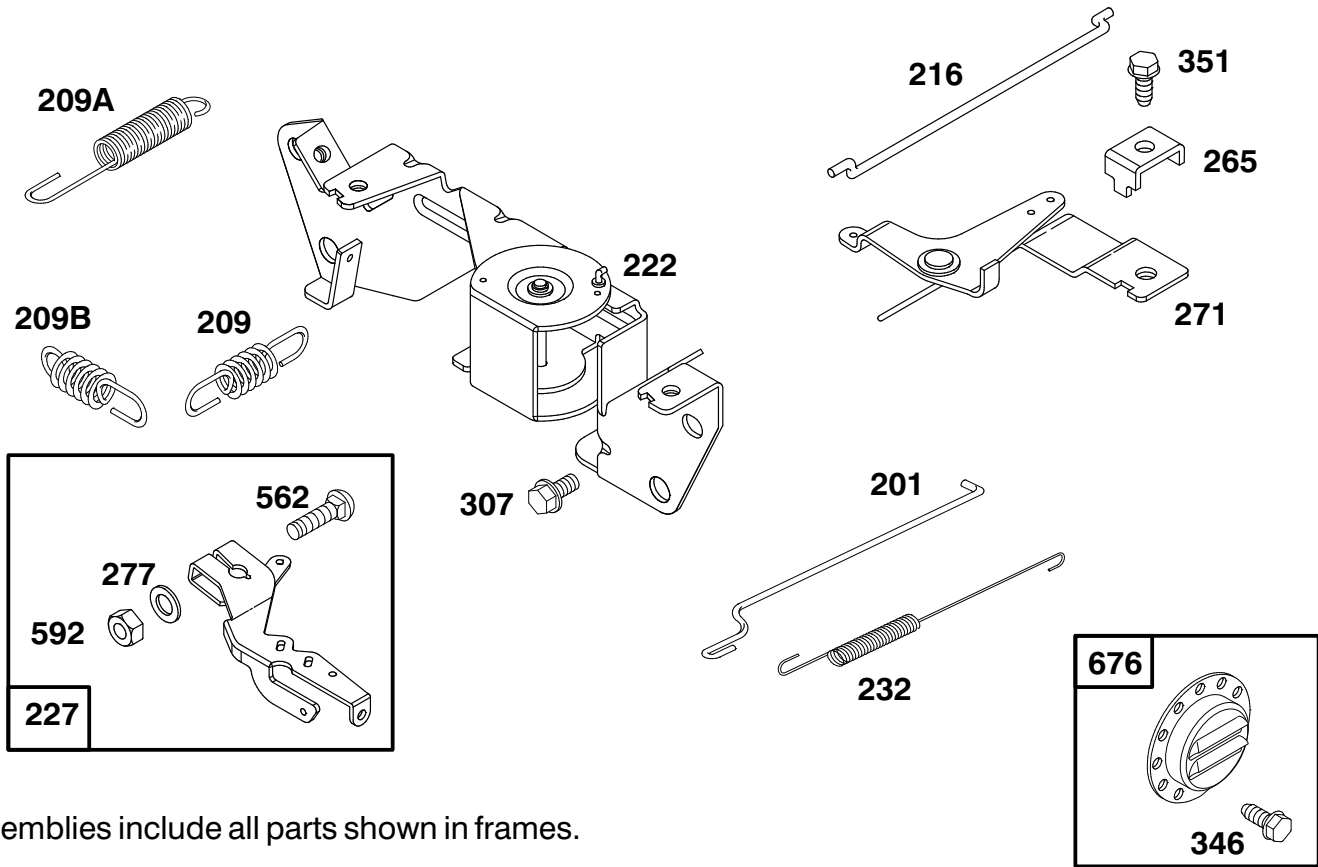
*Included in Gasket Set – Part No. 807989.



ENGINE BRIGGS & STRATTON MODEL 303447-1179-A1

Ref. No.	Part No.	Description	No. Used
304	807898	Housing – Blower	1
305	805406	Screw – Hex. Head	1
307	805025	Screw – Hex. Head	1
308	808309	Cover – Air Guide (Cyl. #1)	1
308A	808098	Cover – Air Guide (Cyl. #2)	1
353A	806101	Washer – Lock	1

Ref. No.	Part No.	Description	No. Used
373	805383	Nut – Hex.	1
423	805260	Screw – Hex. Head	1
573	807663	Back Plate Assembly	1
657	805009	Screw – Hex. Head	1
727	805505	Shield – Starter	1
866	805738	Valley Cover – Air Guide	1
879	805841	Cover – Carburetor	1

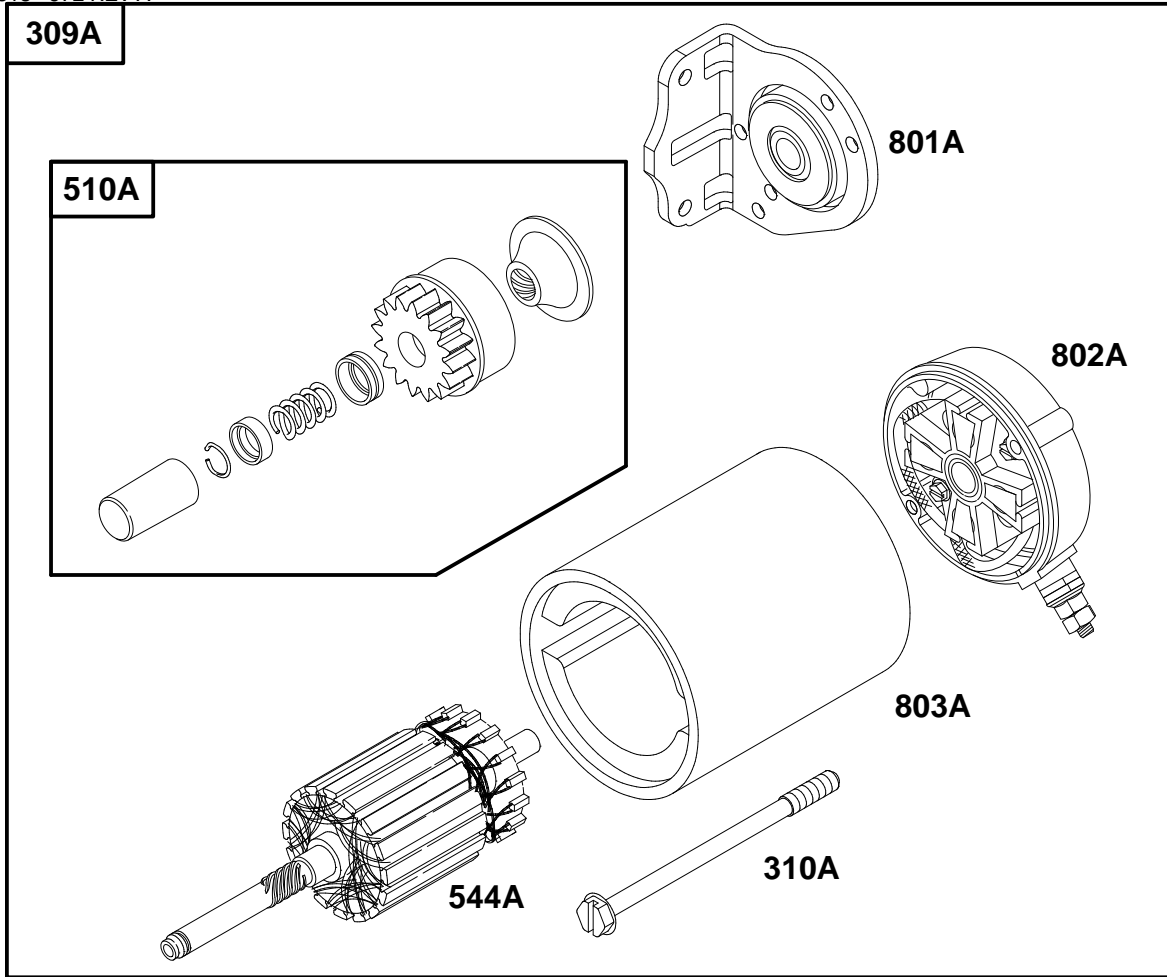


Assemblies include all parts shown in frames.

ENGINE BRIGGS & STRATTON MODEL 303447-1179-A1

Ref. No.	Part No.	Description	No. Used
201	805480	Link – Governor	1
209	805464	Spring – Governor	1
209A	805450	Spring – Governed Idle	1
209B	806105	Spring – Governor	1
216	805439	Link – Choke	1
222	808195	Bracket – Governor Control	1
227	807528	Lever Assembly – Governor	1
232	805465	Spring – Governor Link	1
265	221535	Clamp – Casing	1

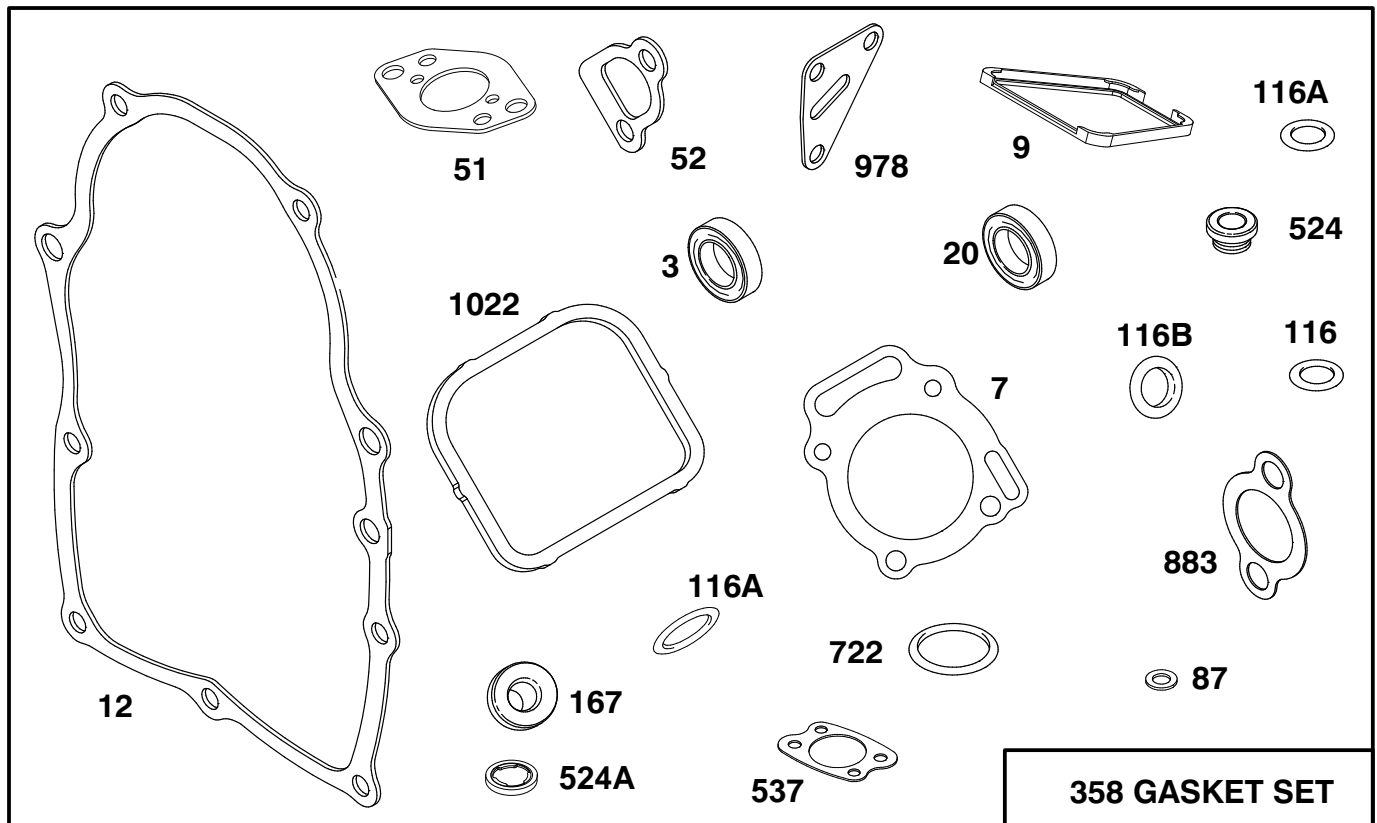
Ref. No.	Part No.	Description	No. Used
271	808145	Bracket – Choke Control	1
277	805018	Washer	1
307	805025	Screw – Hex. Head	1
346	94896	Screw – Hex. Head	1
351	805169	Screw – Hex. Head	1
562	805381	Bolt – Carriage	1
592	805383	Nut – Hex.	1
676	397630	Deflector – Muffler	1



ENGINE BRIGGS & STRATTON MODEL 303447-1179-A1

Ref. No.	Part No.	Description	No. Used
188	805247	Screw-Hex. Head	1
309A	808106	Motor-Starter	1
310A	496880	Bolt-Thru	1
510A	496881	Drive-Starter	1
544A	496816	Armature-Starter	1

Ref. No.	Part No.	Description	No. Used
801A	496814	Cap-Drive	1
802A	496813	Cap-End Note: Includes 496887	1
803A	496815	Brush Set. Housing-Starter	1



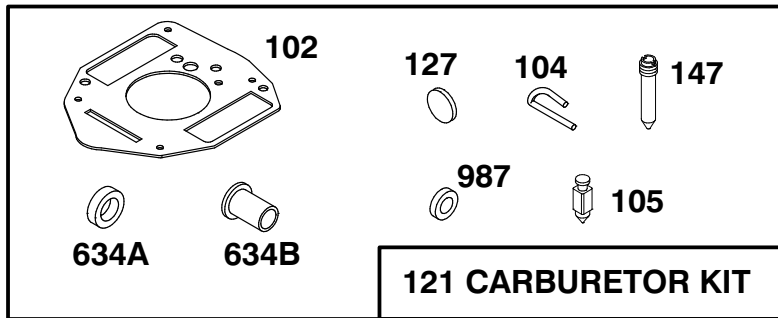
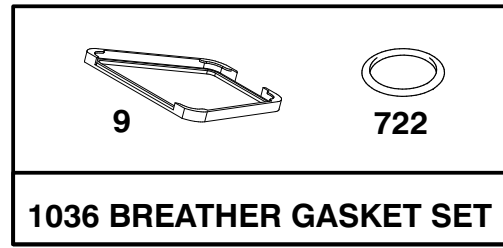
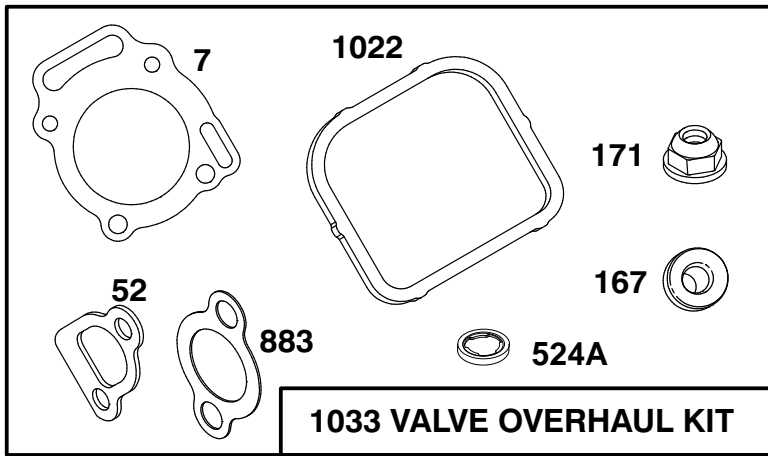
Assemblies include all parts shown in frames.

ENGINE BRIGGS & STRATTON MODEL 303447-1179-A1

Ref. No.	Part No.	Description	No. Used	Ref. No.	Part No.	Description	No. Used
*3	805101	Seal - Oil	1	*116C	805316	O-Ring (Pick - Up Tube)	1
*†7	807986	Gasket - Cylinder Head	1	*†167	805420	Washer - Valve Cover	1
*9	805379	Gasket - Breather	1	358	807989	Gasket Set	1
*12	805112	Gasket - Crankcase Cover	1	*524	281370	Seal - Fill Tube	1
*20	805049	Seal - Oil	1	*†524A	271983	Seal - Filler Plug	1
*51	805700	Gasket - Carburetor Mtg.	1	*537	805655	Gasket - Air Cleaner	1
†*52	805023	Gasket - Intake Manifold	1	*722	807688	Seal - Breather Screw	1
*87	805054	Seal - Governor Shaft	1	*883	805024	Gasket - Exhaust Manifold	1
*116	805198	O-Ring (Crankcase Cover)	1	*978	805250	Gasket - Oil Filter Adapter	1
*116A	805386	O-Ring (Dipstick)	1	*†1022	806039	Gasket - Valve Cover	1
*116B	805058	O-Ring (Oil Pump)	1				

*Included in Gasket Set - Part No. 807989.

†Included in Valve Overhaul Kit - Part No 807990.



Assemblies include all parts shown in frames.

ENGINE BRIGGS & STRATTON MODEL 303447-1179-A1

Ref. No.	Part No.	Description	No. Used
*‡7	807986	Gasket – Cylinder Head	1
*9	805379	Gasket – Breather	1
*‡52	805023	Gasket – Intake Manifold	1
†102	805541	Gasket – Carburetor Body	1
†104	805545	Pin – Float Hinge	1
†105	805547	Valve – Fuel Inlet	1
121	807726	Carburetor Kit	1
†127	805559	Plug – Welch	1
†147	805553	Jet – Slow Speed	1
*‡167	805420	Washer – Valve Cover	1

Ref. No.	Part No.	Description	No. Used
‡171	805019	Nut – Nylock	1
*‡524A	271983	Seal – Filler Plug	1
†634A	805557	Collar – Throttle	1
†634B	805543	Collar – Choke	1
*722	805483	Seal – Breather Screw	1
*‡883	805024	Gasket – Exhaust Manifold	1
†987	805544	Seal – Shaft	1
*‡1022	806039	Gasket – Valve Cover	1
1033	807990	Overhaul Kit – Valve	1
1036	807688	Gasket Set – Breather	1

*Included in Gasket Set – Part No. 807989.

†Included in Carburetor Kit – Part No. 807726.

‡Included in Valve Overhaul Kit – Part No. 807990.

TORO PART NUMBER INDEX

3318-972 REV A

Part No.	Description	Pg. No.	Ref. No.	Qty.	Part No.	Description	Pg. No.	Ref. No.	Qty.
493963	Muffler	26	19	1	28-3680	Tire	29	25	1
3-0348	Bushing - Sleeve	3	11	6	28-4210	Solenoid - Starter	20	5	1
3-0348	Bushing - Sleeve	4	14	6	28-8080	Boot Terminal	20	13	1
3-0348	Bushing - Sleeve	6	22	6	29-9080	Handle	35	3	1
3-1506	Bushing	1	24	2	29-9090	Hose - Handle	35	4	1
3-1506	Bushing - Flange	3	16	4	36-4310	Brush	35	5	1
3-1506	Bushing - Flange	4	30	4	36-7250	Basket - Grass	2	*	3
3-1506	Bushing - Flange	6	38	4	38-0410	Nut - Hex.	14	53	1
3-4808	Nut - Wing	36	1	1	38-0410	Nut - Hex.	16	59	1
3-6657	Clip - Skid	36	4	2	42-2680	Race R. Detent	13	46	1
3-6685	Spring - Compression	19	17	1	43-2830	Nut - Hex	26	33	1
5-0946	Key - Square	27	12	1	43-5220	Ring - Retaining	7	10	1
5-0946	Key - Square	28	16	1	43-5230	Shaft & Clevis	7	11	1
5-1226	Washer - Shim	3	10	2	43-5930	Washer - Lock	26	25	2
5-1226	Washer - Shim	4	16	2	43-8600	Spring - Compression	19	21	1
5-1226	Washer - Shim	6	24	2	43-8610	Seat - Ball	19	20	1
10-6060	Pin - Lift Cylinder	3	7	1	43-8620	Guide - Switch	19	23	1
10-6060	Pin - Pivot	4	19	1	43-8860	Plunger - Switch	19	22	1
10-6090	Pin - Pivot	4	33	1	43-8870	Boot - Switch	19	26	1
10-6090	Pin - Pivot	3	37	1	43-9071	Seat Switch Assembly	19	*	1
10-6090	Pin - Pivot	6	41	1	44-0870	Shaft - Cam	10	5	1
10-6110	Pin - Hinge	3	3	1	44-2230	Coupling - Rubber	27	16	1
10-6110	Pin - Pivot	4	24	1	44-5560	Head - Oil Filter	20	27	1
10-6730	Stud - Drive	29	18	4	46-8560	Screw - Self Taping	20	20	3
10-6821	Brake Drum Assembly	8	*	2	47-2890	Bushing - Sleeve	17	20	2
10-6850	Drum - Brake	8	6	2	47-5320	Lever - Control	10	40	1
10-6870	Hub - Wheel	8	5	2	47-6990	Nut - Steering Wheel	17	10	1
10-7070	Key - Square	27	20	1	48-7610	Screw - Cap Hex. Hd.	24	9	1
10-7820	Pivot Hinge Assembly	3	12	1	48-7620	Screw - Cap Hex. Hd.	26	36	1
10-7820	Pivot Hinge Assembly	4	25	1	49-2040	Screw - Cap Hex. Hd.	26	27	4
10-7820	Pivot Hinge Assembly	6	33	1	49-5430	Rod - Control	10	1	1
10-7850	Latch - Parking Brake	1	23	1	49-5430	Rod - Control	1	4	1
10-8100	Strap - Brake Shaft	1	31	2	49-5880	Shaft - Seat Support	19	27	1
10-8110	Washer - Thrust	3	9	6	49-6110	Guard - Transfer Rod	1	6	1
10-8110	Washer - Thrust	4	15	6	49-6120	Pad - Footrest	1	13	1
10-8110	Washer - Thrust	6	23	6	49-6200	Lever - Cutting Control	2	42	1
10-8140	Spring - Torsion	1	7	1	49-6220	Bracket - Control Arm	10	9	1
11-0160	Roller Shaft Screw Assy.	3	14	2	49-6250	Bracket - Traction Pivot	10	35	1
11-0160	Roller Shaft Screw Assy.	4	28	2	49-6260	Assy. - Pivot, Traction	10	21	1
11-0160	Roller Shaft Screw Assy.	6	36	2	49-6290	Shaft - Traction Pivot	10	37	1
12-3270	Screw - Hex. Washer Hd.	26	17	4	49-6440	Pedal - Forward	10	42	1
12-3270	Screw - Hex. Washer Hd.	10	38	1	51-0350	Pin - Seat Spring	19	16	1
12-3270	Screw - Thread Forming	12	50	1	51-0780	Slider - Seat	19	31	1
12-9140	Decal	35	1	1	51-0790	Adjuster - Seat	19	6	1
17-9420	Screw - Traction Stop	10	34	1	52-1990	Piston	5	3	1
18-6320	Washer - Steering	29	6	4	52-2720	Roller Assembly	3	20	1
20-0070	Tube	36	5	1	52-2720	Roller Assembly	4	35	1
20-0080	Rod	36	7	1	52-2720	Roller Assembly	6	43	1
20-0110	Bracket - Alignment	36	2	1	52-5860	Collar - Spool	16	51	1
21-8470	Shaft - Roller	3	21	1	52-5880	Ball - Steel	13	47	12
21-8470	Shaft - Roller	4	36	1	52-5900	Screw - Fillister Hd.	15	37	4
21-8470	Shaft - Roller	6	44	1	52-9230	Ring - Retaining	18	2	1
22-6090	Washer - Thrust	35	4	1	52-9250	Needle Bearing Kit	18	*	1
23-8840	Puller - Bolt	35	3	1	52-9260	Screw - Set	18	26	1
23-8850	Tube - Support	35	5	1	52-9270	Seat - Ball Check	18	24	1
23-8860	Pin - Bearing Rplcmnt.	35	6	1	52-9280	Ball - Check	18	22	1
23-8880	Driver - Bearing	35	1	2	52-9290	Retainer - Ball Check	18	21	1
26-3790	Nut - Lock	8	4	2	56-7720	Bolt - Battery	20	17	2
27-1960	Hub - Engine	27	21	1	56-7970	Clamp Half - Tube	2	45	2
27-1970	Hub - Pump	27	22	1	56-7971	Clamp - Tube	30	55	2
27-2270	Rod - Brake Adjusting	1	29	2	57-6140	Clamp Half - Tube	8	20	2
27-2320	Bearing - Flange	10	7	2	57-6220	Link	10	17	5
27-2320	Bearing - Flange	2	33	2	57-7650	Spring - Torsion	4	11	1
27-2380	Spacer	20	32	2	57-7650	Spring - Torsion	6	18	1
27-2550	Pin - Pivot	6	27	1	57-7650	Spring - Torsion	3	32	1
27-6600	Spacer - Coupling	27	15	4	59-6730	Race - Bearing	18	8	2
28-1400	Battery	20	11	1	59-6740	Bearing - Needle Thrust	18	9	1
28-3680	Tire	8	2	2	59-6830	Centering Pin Kit	18	20	1

*Not Illustrated

TORO PART NUMBER INDEX (Cont.)

Part No.	Description	Pg. No.	Ref. No.	Qty.	Part No.	Description	Pg. No.	Ref. No.	Qty.
61-3310	Plate - Logo	20	21	1	76-0880	Commutator Assembly	31	*	1
62-2420	Bar - Lift, Center	6	8	1	76-0880	Commutator Assembly	9	*	1
62-2440	Lift Arm Assembly	4	8	1	76-0940	End Cover Assembly	9	24	1
62-2460	Lift Arm Assembly L.H.	3	29	1	76-1850	Clevis	5	13	1
63-3850	Hose - Hydraulic	11	31	1	76-1860	Shaft	5	6	1
63-3850	Hose - Hydraulic	3	39	1	80-9330	Audio Alarm Assembly	21	25	1
63-4020	Tube - Hydraulic	33	17	1	83-0010	Engine Assembly	26	15	1
63-4020	Tube - Hydraulic	11	40	1	83-0020	Ignition Switch Assembly	21	14	1
63-4030	Tube - Hydraulic	33	18	1	83-0030	Control - Throttle	21	12	1
63-4030	Tube - Hydraulic	11	41	1	83-0040	Control - Choke	21	13	1
63-4040	Hydraulic Tube Assembly	33	4	1	83-0060	Lift - Pivot	1	26	1
63-4040	Tube - Hydraulic	11	35	1	83-0080	Spring - Torsion	1	25	1
63-4050	Fitting - Tee	11	42	2	83-0140	Pedal - Mow	2	38	1
63-8360	Key - Ignition	21	17	1	83-0160	Shaft - Brake	2	48	1
63-8410	Washer - Flat	24	4	4	83-0190	Cover - R.H.	8	18	1
63-8410	Washer - Flat	23	36	3	83-0200	Cover - L.H.	1	17	1
63-8750	Pin - Pivot	6	9	1	83-0540	Pedal - Traction	10	24	1
63-8750	Pin - Pivot	4	10	1	83-0580	Rod - Traction Control	10	32	1
63-8750	Pin - Pivot	3	33	1	83-0630	Arm - Traction Pivot	10	29	1
63-9920	Decal - EEC	20	43	1	83-0640	Plate - Footrest	1	12	1
65-4860	Head	5	9	1	83-0650	Arm - Steering	17	3	1
65-6390	Washer - Thrust	17	13	1	83-0700	Handle - Lockup	17	18	1
65-8320	Bar - Gauge	2	*	1	83-0730	Spacer - Lockup	17	15	1
66-2950	Gauge - Hourmeter	21	5	1	83-0740	Disc - Friction	17	14	2
67-1300	Decal - TORO	20	39	1	83-0750	Screw - Cap Hex. Hd. L.H.	17	6	1
67-8113	Cap - End	18	18	1	83-0760	Plate - Lockup	17	16	1
68-5100	Rod - Seat Prop	19	10	1	83-0780	Support - Steering Valve	17	4	1
68-5130	Steering Wheel Assembly	17	11	1	83-0810	Cover - Steering Valve	17	25	1
68-5140	Cap - Steering Wheel	17	9	1	83-0820	Gauge - Ammeter	21	4	1
68-5260	Fitting - Manifold Tee	11	37	1	83-0830	Panel - Control Upper	20	33	1
68-5310	Clip - Seat Rod	19	12	1	83-0840	Fender - L.H.	20	19	1
68-5380	Lift Arm Assembly	6	21	1	83-0870	Fitting - Hydraulic Straight	23	32	3
68-5560	Pin - Cylinder Pivot	6	26	1	83-0910	Hose - Hydraulic	23	30	2
68-5880	Hose - Hydraulic	20	30	1	83-0910	Hose - Pump	27	11	2
68-6150	Breather	23	44	1	83-1030	Mount - Engine	26	4	3
69-9760	Plate - Cover	2	50	1	83-1040	Washer - Mount	26	2	3
70-2770	Head	7	8	1	83-1050	Spacer - Mount	26	3	2
70-2780	Piston	7	4	1	83-1060	Adapter - Pump	26	10	1
70-7130	Tube Assy.	11	3	1	83-1080	Pipe - Exhaust	26	7	1
70-7150	Hose - Hydraulic	12	48	1	83-1100	Harness - Wire (Main)	22	1	1
70-8130	Barrel	7	1	1	83-1100	Harness - Wire (Main)	21	8	1
70-8250	Drive	18	16	1	83-1110	Harness - Wire (Engine)	22	2	1
70-8610	Hose - Hydraulic	12	51	1	83-1150	Wire - Engine Ground	22	5	1
70-9840	Shoe - Brake	8	8	4	83-1160	Wire - Solenoid-Starter	22	3	1
70-9850	Clip - Retaining	8	23	2	83-1170	Hose - Hydraulic	11	22	1
70-9860	Cam - Brake	8	27	2	83-1170	Hose - Hydraulic	27	28	1
70-9870	Plate - Backing	8	10	2	83-1180	Hose - Hydraulic	11	6	1
70-9880	Spring - Return	8	7	4	83-1180	Hose - Hydraulic	27	8	1
71-0990	Orifice	11	43	1	83-1190	Hose - Hydraulic	27	1	2
71-1500	Brake Assembly	8	*	2	83-1190	Hose - Hydraulic	11	10	2
72-3850	Seal - Filter	20	28	1	83-1220	Plate - Clamp	8	21	1
72-4320	Switch - Ball	19	18	1	83-1270	Seat Support Assembly	19	7	1
72-4790	Hold-Down - Battery	20	16	1	83-1350	Hose - Hydraulic	27	7	1
74-0720	Tube - Manual	19	3	1	83-1350	Hose - Hydraulic	17	26	3
74-3570	Filter - Hydraulic Oil	20	29	1	83-1350	Hose - Hydraulic	11	45	1
74-3810	Load Plate Assembly	34	9	1	83-1350	Hose - Hydraulic	30	52	1
74-9100	Pad - Forward Pedal	10	25	1	83-1360	Hose - Hydraulic	17	27	1
74-9110	Pad - Reverse Pedal	10	23	1	83-1360	Hose - Hydraulic	30	51	1
75-0540	Tether - Cap	23	9	1	83-1390	Fitting - Fuel Shut-Off	24	15	1
76-0410	Spring	2	54	1	83-1400	Shield - Muffler	26	16	1
76-0800	Seal Kit	31	*	1	83-1420	Column - Steering	17	23	1
76-0800	Seal Kit	9	*	1	83-1430	Hose - Hydraulic	20	23	1
76-0810	Housing Assembly	9	*	1	83-1430	Hose - Hydraulic	23	34	1
76-0840	Manifold	9	22	1	83-1450	Sensor - Oil Level	23	3	1
76-0850	Bearing - Thrust	31	11	1	83-1460	Solenoid Valve Assembly	23	28	1
76-0850	Bearing - Thrust	9	12	1	83-1470	Washer - Neoprene	23	18	4
76-0860	Shaft - Coupling	9	11	1	83-1520	Screen - Filler	23	6	1
76-0870	Plate - Wear	9	18	1	83-1530	Bracket - Alarm	21	23	1

*Not Illustrated

TORO PART NUMBER INDEX (Cont.)

Part No.	Description	Pg. Ref. No. No. Qty.	Part No.	Description	Pg. Ref. No. No. Qty.
83-1550	Spacer - Tank (Short)	23 17 2	84-9270	Decal - Service (Swedish)	19 34 1
83-1560	Spacer - Tank (Long)	23 23 2	84-9280	Decal - Service (Italian)	19 34 1
83-1630	Bracket - Muffler Support	26 24 1	85-6540	Stud - Drive	8 28 8
83-1640	Rod End Assembly	29 16 1	85-8120	Plate - Engine Mount	26 28 1
83-1660	Switch Assembly	21 6 1	85-8940	Flange - Bearing, Lube	29 36 1
83-1670	Fitting - Special	11 27 1	85-8950	Flange - Bearing	29 38 1
83-1680	Hose - Hydraulic	6 13 1	86-5360	Repair Kit	7 * 1
83-1680	Hose - Hydraulic	11 30 1	86-5390	Seal Kit	5 * 1
83-1690	Hose - Hydraulic	11 21 1	86-9820	Frame - Pull Rear	6 1 1
83-1690	Hose - Hydraulic	3 40 1	88-8350	Tab - Bearing	29 30 1
83-1700	Bushing - Flange	8 33 2	88-9630	Lift Pivot Bracket R.H.	2 40 1
83-1700	Bushing - Flange	17 35 1	88-9640	Lift Pivot Bracket L.H.	1 28 1
83-1840	Cover - R.H.	19 32 1	88-9660	Shaft - Cutting Control	2 36 1
83-1860	Centering Spring Kit	18 12 1	88-9700	Hose - Hydraulic	6 15 1
83-1870	Gerotor	18 17 1	88-9700	Hose - Hydraulic	11 20 1
83-1880	Control Parts Assembly	18 * 1	89-9760	Cover - Plate	29 2 1
83-1890	Switch - Ball	14 54 1	92-0585	Pull Arm Assembly R.H.	3 19 1
83-1890	Switch - Ball	16 60 1	92-0585	Pull Arm Assembly R.H.	4 34 1
83-1940	Guard - Pump	27 30 1	92-0585	Pull Arm Assembly R.H.	6 42 1
83-2000	Spool - Valve	23 42 1	92-0586	Pull Arm Assembly L.H.	3 17 1
83-2010	Coil - Valve	23 43 1	92-0586	Pull Arm Assembly L.H.	4 31 1
83-2030	Plate - Filler	21 3 1	92-0586	Pull Arm Assembly L.H.	6 39 1
83-2040	Hose - Fuel	24 14 1	92-1180	Seat Assembly	19 5 1
83-2070	Hose - Valve	23 14 1	92-2545	Seals - Spool	14 * 1
83-2080	Hose - Valve-Tank	23 29 1	92-2545	Seals - Spool	16 * 1
83-2090	Hose - Overflow	23 15 1	92-2546	Wiper - Seal	13 25 4
83-2100	Tank - Auxiliary Hydraulic	23 26 1	92-2546	Wiper - Seal	16 64 5
83-2200	Nut - Special	24 8 1	92-2547	Plate - Seal Retainer	15 18 5
83-2220	Deflector - Exhaust	26 20 1	92-2547	Plate - Seal Retainer	13 24 4
83-2230	Screw - Cap Hex. Hd.	26 22 4	92-2548	Seal - Spool, Single	14 * 1
83-2240	Arrestor - Spark	26 * 1	92-2548	Seal - Spool, Single	16 * 1
83-2250	Gauge - Sight	23 25 1	92-2549	Seals - Spool	16 * 1
83-2280	Timer - Relay	21 27 1	92-3058	Spring - Centering	13 41 1
83-2310	Shield	26 35 1	92-4063	Plug - Filler Cap	23 7 1
83-2330	Hydraulic Cylinder Assy.	30 53 1	92-5524	Decal - Noise	20 42 1
83-2340	Cap - Threaded	32 2 2	92-6533	Kit - Cushion	19 35 1
83-2350	Cap - Head, Thread	32 5 2	92-6534	Shell	19 36 1
83-2360	Assembly - Rod	32 9 1	92-7189	Tank - Fuel	24 2 1
83-2370	Assembly - Barrel	32 12 1	92-8020	Adapter - Breather	23 21 1
83-2380	Kit - Seal Repair	32 * 1	92-8690	Steering - Valve Assembly	17 24 1
83-2390	Pad - Tank	23 2 1	92-8691	Bushing - Seal Gland	18 3 1
83-2400	Spacer - Tank	23 1 2	92-8695	Seal Kit	18 * 1
83-2420	Wire - Solenoid-Battery	22 4 1	92-8696	Screw - Torx Hd.	18 19 7
83-2450	Hose - Hydraulic	11 1 1	92-8697	Plate - Wear	18 15 1
83-2450	Hose - Hydraulic (Top)	8 34 1	92-8795	Body Assembly	34 10 1
83-2480	Decal - Parking Brake	1 9 1	92-8796	Pin - Dowel	34 14 2
83-2490	Decal - Service (Japanese)	19 34 1	92-8863	Repair Kit	34 * 1
83-2510	Decal - Steering Arm	17 32 1	92-8966	Reservoir - Hydraulic	23 5 1
83-2520	Decal - Warning (Japanese)	17 5 1	92-9152	Hub W.A. - Wheel	29 17 1
83-2530	Decal - Mow/Lift (Japanese)	1 14 1	92-9159	Washer	29 22 2
83-2540	Decal - Traction (Japanese)	20 38 1	92-9164	Frame Assembly	20 18 1
83-2560	Decal - Warning (Japanese)	26 34 1	92-9165	Seal - Grease	29 23 2
83-2570	Plate - Control (Japanese)	21 2 1	92-9166	Washer - Thrust	29 21 4
83-2580	Cylinder - Lift	3 6 1	92-9167	Roller - Clutch	29 20 4
83-2580	Hydraulic Cylinder Assy.	4 22 1	92-9169	Motor - Hydraulic	29 40 1
83-2590	Bolt - Eccentric	2 47 1	92-9176	Frame - Pull L.H.	3 24 1
83-7230	Hydraulic Cylinder Assembly	6 10 1	92-9177	Frame - Pull R.H.	4 1 1
84-2000	Bracket - Brake	8 12 2	92-9197	Hose - Hydraulic	29 7 2
84-2203	Control Valve Assembly	16 * 1	92-9197	Hose - Hydraulic	29 43 2
84-2203	Control Valve Assembly	11 16 1	92-9199	Motor - Hydraulic	8 22 2
84-3180	Decal - Oil (Japanese)	19 33 1	92-9258	Adapter - Valve, Check	12 57 1
84-5300	Nut - Jam	29 48 1	92-9752	Decal - 3WD	30 56 2
84-6560	Decal - Danger (Japanese)	4 3 1	92-9753	Housing Assembly	31 * 1
84-6560	Decal - Danger (Japanese)	6 3 1	92-9754	Plate - Wear	31 16 1
84-6560	Decal - Danger (Japanese)	3 13 1	92-9755	Manifold	31 20 1
84-9240	Decal - Service (Spanish)	19 34 1	92-9756	Screw - Cap Hex. Hd.	31 13 1
84-9250	Decal - Service (French)	19 34 1	92-9757	Rotor Set	31 * 1
84-9260	Decal - Service (German)	19 34 1	92-9758	Link - Drive	31 12 7

*Not Illustrated

TORO PART NUMBER INDEX (Cont.)

Part No.	Description	Pg. No.	Ref. No.	Qty.	Part No.	Description	Pg. No.	Ref. No.	Qty.
92-9759	End Cover Assembly	31	22	1	94-2959	Ball Joint Receiver Assy.	4	4	2
92-9760	Shaft - Coupling	31	10	1	94-2959	Ball Joint Receiver Assy.	6	4	2
92-9761	Link - Drive	9	13	7	94-2959	Ball Joint Receiver Assy.	3	25	2
92-9762	Screw - Cap Hex. Hd.	9	14	1	94-3506	Reel Motor Assembly	33	8	3
92-9763	Rotor Set	9	*	1	94-3507	Cover Assembly	34	4	
92-9764	Hydraulic Pump Assembly	27	9	1	94-3508	Drive Shaft Assembly	34	7	1
92-9766	Plate - Gear 66B	28	14	1	94-3509	Idle Gear Assembly	34	6	1
92-9767	Assy. - Hose, Cylinder Lift	4	39	2	94-4248	Collar Spool	15	26	1
92-9767	Hose - Hydraulic	11	18	2	94-5434	Spool #5	15	1	1
92-9768	Hose - Hydraulic	11	4	1	94-5586	Bar - Lift L.H.	3	30	1
92-9768	Hose - Hydraulic (Bottom)	8	*	1	94-5588	Bar - Lift, R.H.	4	9	1
92-9772	Shaft - Drive	28	20	1	94-6960	Clamp - Mounting	21	9	1
92-9773	Gear - 58B	28	21	1	94-8036	Decal - Service	19	34	1
92-9774	Idler Shaft - Gear Assy.	28	12	1	95-0659	Module - Interlock	21	26	1
93-0113	Tube Assy.	11	5	1	95-1628	Hinge - Upper	1	8	1
93-0114	Assy. - Tube, Rear Top	29	4	1	95-1629	Hinge - Lower	1	22	1
93-0114	Assy. - Tube, Rear Top	12	55	1	95-5984	Hose - Hydraulic	33	1	1
93-0115	Assy. - Tube, Rear Bottom	29	3	1	95-5985	Hose - Hydraulic	33	2	1
93-0115	Assy. - Tube, Rear Bottom	12	56	1	95-5986	Hose - Hydraulic	11	28	1
93-0116	Hose - Fuel	24	11	1	95-5986	Hose - Hydraulic	33	12	1
93-0117	Hose - Fuel	24	17	1	95-5987	Hose - Hydraulic	11	36	1
93-0314	Hose - Hydraulic	12	58	1	95-5987	Hose - Hydraulic	33	5	1
93-1386	Section #5 Assembly	16	*	1	95-5988	Hose - Hydraulic	33	16	1
93-2096	Arm - Brake	8	24	2	95-5989	Hose - Hydraulic	33	13	1
93-2384	Spacer - Carrier	6	31	1	217-60	Rim	8	3	2
93-2529	Fork - Castor	29	29	1	217-60	Rim	29	26	1
93-2548	Decal - Greensmaster 3100	2	46	1	218-461	Nut - Hex.	21	16	2
93-2554	Valve - Needle	12	53	1	218-461	Nut - Hex.	19	25	2
93-2555	Fitting - Valve Body	11	17	1	218-498	Nut - Hex.	21	19	2
93-2556	Needle Valve Assembly	12	*	1	218-588	Screw	21	37	3
93-3148	Spring	15	23	1	218-589	Washer - Lock	21	36	1
93-3651	Retainer - Boot	13	22	2	218-594	Fuse - 20 Amp	21	7	1
93-3651	Retainer - Boot	15	47	3	2112-11	Clamp - Muffler	26	14	1
93-3652	Boot - Spool Assembly	14	*	2	232-24	Stem - Valve	8	1	2
93-3652	Boot - Spool Assembly	16	*	3	232-27	Valve Stem w/Cap	29	28	1
93-6668	Decal - Danger	20	45	1	232-37	Tube - Inner (Optional)	30	*	1
93-7160	Cap - Hydraulic Reservoir	23	8	1	233-48	Knob	10	11	1
93-7170	Cap - Fuel	24	1	1	233-48	Knob	17	17	1
93-7252	Decal - C.E. Mark	20	46	1	237-7	Seal - O-Ring	19	24	1
93-7257	Decal - Service	19	34	1	237-21	O-Ring	29	45	2
93-7258	Decal - Service (Norwegian)	19	34	1	237-21	Seal - O-Ring	27	6	1
93-7259	Decal - Service (Finnish)	19	34	1	237-21	Seal - O-Ring	11	19	6
93-7260	Decal - Service (Danish)	19	34	1	237-21	Seal - O-Ring	17	29	4
93-7261	Decal - Service (Dutch)	19	34	1	237-22	Seal - O-Ring	27	2	3
93-7276	Decal - Danger	20	44	1	237-22	Seal - O-Ring	11	11	7
93-7629	Pad - Brake	2	49	1	237-22	Seal - O-Ring	33	11	5
93-7630	Pad - Mow	2	39	1	237-30	O-Ring	29	5	4
93-7631	Pad - Lift	2	37	1	237-30	Seal - O-Ring	33	3	5
93-8061	Plate - Control	21	2	1	237-30	Seal - O-Ring	11	7	2
93-8062	Decal - Parking Brake	1	9	1	237-30	Seal - O-Ring	19	19	1
93-8063	Decal - Warning	17	5	1	237-30	Seal - O-Ring	27	27	1
93-8064	Decal - Danger	4	3	1	237-35	Seal - O-Ring	6	11	2
93-8064	Decal - Danger	6	3	1	237-42	Seal - O-Ring	27	4	4
93-8064	Decal - Danger	3	13	1	237-42	Seal - O-Ring	33	9	3
93-8065	Decal - Traction	20	38	1	237-42	Seal - O-Ring	11	15	5
93-8067	Decal - Oil	19	33	1	237-42	Seal - O-Ring	17	31	4
93-8068	Decal - Steering Arm	17	32	1	237-54	O-Ring	15	3	6
93-8069	Decal - Warning	26	34	1	237-54	O-Ring	13	6	8
93-8075	Decal - Mow/Lift	1	14	1	237-58	Seal - O-Ring	11	34	1
93-9898	Decal - Lock	2	57	1	237-65	Seal - O-Ring	11	2	7
93-9901	Bracket - Lock Out, Mow	2	58	1	237-65	Seal - O-Ring	8	15	4
93-9903	Pin - Lock Out, Mow	2	56	1	237-78	O-Ring	29	47	2
93-9904	Arm - Lock Out, Mow	2	55	1	237-78	Seal - O-Ring	6	14	2
93-9934	Traction Handle Assembly	10	12	1	237-78	Seal - O-Ring	3	38	2
93-9936	Bracket - Return, Traction	10	44	1	237-78	Seal - O-Ring	4	38	2
93-9937	Asm. - Cable, Traction	10	45	1	237-79	Seal - O-Ring	33	7	3
94-2690	Asm. - Filter, Fuel	24	13	1	237-79	Seal - O-Ring	11	9	5
94-2694	Cover - R.H.	20	2	1	237-79	Seal - O-Ring	23	11	5

*Not Illustrated

TORO PART NUMBER INDEX (Cont.)

Part No.	Description	Pg. Ref. No. No. Qty.	Part No.	Description	Pg. Ref. No. No. Qty.
237-80	O-Ring	29 41 2	321-4	Screw - Cap Hex. Hd.	8 31 1
237-80	Seal - O-Ring	23 4 1	321-4	Screw - Hex. Flange Hd.	1 16 2
237-80	Seal - O-Ring	8 13 4	321-5	Screw - Cap Hex. Hd.	21 21 1
237-80	Seal - O-Ring	27 25 1	321-5	Screw - Cap Hex. Hd.	8 26 8
237-80	Seal - O-Ring	11 32 3	321-11	Screw - Cap Hex. Hd.	23 40 2
237-81	Seal - O-Ring	11 38 1	321-11	Screw - Cap Hex. Hd.	2 43 1
237-101	Seal - O-Ring	20 26 2	321-11	Screw - Hex. Washer Hd.	8 17 1
237-123	Seal - O-Ring	23 24 1	322-1	Screw - Cap Hex. Hd.	3 1 3
237-143	Grommet	20 40 2	322-1	Screw - Cap Hex. Hd.	4 21 3
237-177	Seal - O-Ring	23 33 3	322-1	Screw - Cap Hex. Hd.	6 30 2
240-11	Grommet	24 3 4	322-1	Screw - Cap Hex. Hd.	27 31 2
240-11	Grommet	23 37 3	322-2	Screw - Cap Hex. Hd.	19 1 2
242-50	Nut - Lug	29 27 4	322-3	Screw - Cap Hex. Hd.	6 25 1
242-50	Nut - Lug	8 29 8	322-3	Screw - Cap Hex. Hd.	26 32 6
2410-18	Plug	35 2 1	322-4	Screw - Cap Hex. Hd.	27 32 2
2410-73	Retainer - Tether	23 10 1	322-4	Screw - Cap Hex. Hd.	20 36 4
2411-42	Joint - Ball L.H. Thread	10 30 1	322-5	Screw - Cap Hex. Hd.	10 36 2
2411-43	Joint - Ball R.H. Thread	10 33 1	322-6	Screw - Cap Hex. Hd.	27 18 4
2412-34	Clamp - Hose	27 10 2	322-7	Screw - Cap Hex. Hd.	29 1 1
2412-34	Clamp - Hose	20 24 3	322-8	Screw - Cap Hex. Hd.	26 21 2
2412-34	Clamp - Hose	23 31 3	322-14	Screw - Cap Hex. Hd.	23 20 2
2412-36	Clamp - Hose	23 13 4	322-14	Screw - Cap Hex. Hd.	11 39 3
2412-36	Clamp - Hose	24 16 2	322-29	Screw - Cap Hex. Hd.	23 22 2
2412-39	Clamp - R	21 28 1	323-4	Screw - Cap Hex. Hd.	17 7 2
2412-41	Clamp - R	24 5 3	323-6	Screw - Cap Hex. Hd.	24 6 3
2412-41	Clamp - R	12 47 4	323-6	Screw - Cap Hex. Hd.	23 35 3
2412-94	Clamp - R	24 10 1	323-8	Screw - Cap Hex. Hd.	27 24 2
2412-108	Clamp - Hose	24 12 4	323-12	Screw - Cap Hex. Hd.	26 1 3
2412-133	Clamp - R	19 4 2	323-13	Screw - Cap Hex. Hd.	1 5 4
2412-141	Clamp - Hose	23 41 2	323-29	Screw - Cap Hex. Hd.	29 35 3
251-141	Bearing - Ball	3 22 2	324-7	Screw - Cap Hex. Hd.	26 30 4
251-141	Bearing - Ball	4 37 2	325-4	Screw - Cap Hex. Hd.	17 19 2
251-141	Bearing - Ball	6 45 2	325-11	Screw - Cap Hex. Hd.	8 9 8
251-352	Assembly - Bearing	29 37 1	3211-2	Screw - Cap Hex. Hd.	10 19 2
254-61	Cup - Bearing	29 11 2	3217-5	Nut - Hex.	20 12 2
254-70	Cone - Bearing	29 10 2	3217-6	Nut - Hex.	28 1 4
256-2	Bushing - Sleeve	10 20 2	3217-6	Nut - Hex.	10 48 1
256-155	Bushing - Flange	10 26 2	3217-7	Nut - Hex.	13 33 3
256-155	Bushing - Flange	19 28 2	3217-12	Nut - Hex.	30 49 1
256-251	Bushing - Sleeve	10 10 2	3217-16	Nut - Hex.	21 33 3
282-2	Clevis - Adjusting	1 2 5	3217-25	Nut - Hex.	21 35 2
282-2	Clevis - Rod	10 3 1	3217-27	Nut - Hex.	21 10 2
283-8	Pin - Clevis	3 4 1	3218-13	Nut - Jam	20 8 2
283-8	Pin - Clevis	4 18 1	3219-2	Nut - Hex.	36 6 1
283-57	Pin - Clevis	10 8 1	3219-14	Nut - Hex.	20 7 2
283-61	Pin - Clevis	1 1 5	3219-18	Nut - Hex.	35 2 1
283-61	Pin - Clevis	10 4 1	3220-2	Nut - Jam	10 2 2
283-62	Pin - Clevis	10 46 1	3220-2	Nut - Jam	1 3 5
302-2	Fitting - Grease	6 17 1	3220-3	Nut - Jam	4 2 2
302-2	Fitting - Grease	4 23 1	3220-3	Nut - Jam	6 2 2
302-2	Fitting - Grease Straight	3 34 1	3220-3	Nut - Jam	3 23 2
302-5	Fitting - Grease	32 13 1	3220-6	Nut - Jam	5 14 1
302-5	Fitting - Grease	1 27 1	3220-6	Nut - Jam	29 32 2
302-5	Fitting - Grease	4 29 4	3220-20	Nut - Jam L.H. Thread	10 31 1
302-5	Fitting - Grease	29 33 1	3229-22	Bolt - Carriage	1 10 2
302-5	Fitting - Grease	2 44 1	3234-1	Screw - Cap Hex. Hd.	2 53 4
302-5	Fitting - Grease Straight	3 15 4	3234-1	Screw - Hex. Flange Hd.	10 6 4
302-5	Fitting - Grease Straight	6 37 5	3234-4	Screw - Cap Hex. Hd.	12 46 2
302-11	Fitting - Grease 45°	29 12 1	3241-2	Screw - Set Square Hd.	27 19 2
302-40	Fitting - Grease 90°	29 13 2	3241-6	Screw - Set Square Hd.	27 13 2
302-60	Fitting - Grease 90°	3 8 2	3245-1	Screw - Set, Hex. Soc. Hd.	32 1 2
302-60	Fitting - Grease 90°	4 17 2	3246-3	Screw - Set	17 12 1
302-60	Fitting - Grease 90°	6 32 1	3253-3	Washer - Lock	26 26 4
304-61	Clamp - R	11 23 1	3253-3	Washer - Lock	23 39 2
321-2	Screw - Cap Hex. Hd.	23 16 1	3253-3	Washer - Lock	16 57 4
321-3	Screw - Cap Hex. Hd.	20 10 4	3253-4	Washer - Lock	19 2 2
321-3	Screw - Cap Hex. Hd.	19 13 1	3253-4	Washer - Lock	20 9 2
321-3	Screw - Cap Hex. Hd.	2 52 3	3253-4	Washer - Lock	30 57 1

*Not Illustrated

TORO PART NUMBER INDEX (Cont.)

Part No.	Description	Pg. No.	Ref. No.	Qty.	Part No.	Description	Pg. No.	Ref. No.	Qty.
3253-6	Washer - Lock	26	29	4	3290-277	Nut - Speed	17	22	6
3253-19	Washer - Lock	21	38	3	3290-317	Washer - Wave	3	18	2
3253-21	Washer - Lock	27	23	2	3290-317	Washer - Wave	4	32	2
3253-21	Washer - Lock	4	27	2	3290-317	Washer - Wave	6	40	2
3253-21	Washer - Lock	3	35	2	3290-357	Nut - Flange Lock	26	8	3
3253-21	Washer - Lock	6	35	2	3290-379	Tie - Cable	6	46	1
3254-1	Washer - Lock	20	6	2	3290-470	Screw - Flat Hd.	20	22	2
3254-5	Washer - Lock	21	15	2	3290-496	Nut - Retaining	29	14	1
3254-6	Washer - I.T.L.W.	10	18	2	3296-4	Nut - Lock	10	22	2
3254-10	Washer - Lock, Int. Tooth	21	31	2	3296-16	Nut - Lock	19	11	1
3255-7	Washer - Lock, Int. Tooth	21	29	1	3296-16	Nut - Lock	1	21	2
3255-8	Washer - Lock, Int. Tooth	36	9	1	3296-16	Nut - Lock	21	24	9
3255-20	Washer - Lock, Ext. Tooth	21	34	2	3296-16	Nut - Lock	20	34	3
3255-24	Washer - Lock, Ext. Tooth	21	32	3	3296-16	Nut - Lock	12	49	2
3256-1	Washer - Flat	26	18	8	3296-23	Nut - Lock	8	19	8
3256-1	Washer - Flat	21	20	9	3296-23	Nut - Lock	29	39	2
3256-1	Washer - Flat	2	51	9	3296-27	Nut - Lock	21	11	4
3256-22	Washer - Flat	20	3	5	3296-29	Nut - Lock	19	8	4
3256-22	Washer - Flat	8	30	2	3296-29	Nut - Lock	27	14	4
3256-22	Washer - Flat	23	45	1	3296-29	Nut - Lock	10	16	3
3256-22	Washer - Flat	12	52	1	3296-29	Nut - Lock	6	29	1
3256-23	Washer - Flat	3	2	3	3296-39	Nut - Lock	1	20	2
3256-23	Washer - Flat	27	17	8	3296-39	Nut - Lock	29	31	3
3256-23	Washer - Flat	4	20	3	3296-42	Nut - Lock	8	25	8
3256-23	Washer - Flat	26	23	2	3296-59	Nut - Lock	10	15	4
3256-23	Washer - Flat	6	28	3	3296-59	Nut - Lock	2	34	8
3256-23	Washer - Flat	19	30	4	32103-12	Nut - Wing	20	14	2
3256-23	Washer - Flat	20	35	4	32104-76	Screw - Self Tapping	20	1	5
3256-24	Washer - Flat	10	14	6	32104-95	Screw - Hex. Hd.	21	39	1
3256-24	Washer - Flat	4	26	2	32108-100	Screw - Flat Hd.	8	16	1
3256-24	Washer - Flat	6	34	2	32120-8	Ring - Retaining	5	10	1
3256-24	Washer - Flat	3	36	2	32121-6	Pin - Roll	10	39	1
3256-26	Washer - Flat	4	12	1	32121-6	Pin - Roll	2	41	1
3256-26	Washer - Flat	6	20	1	32121-35	Pin - Roll	2	32	8
3256-26	Washer - Flat	3	31	1	32121-45	Pin - Roll	19	14	1
3256-26	Washer - Flat	17	34	2	32121-45	Pin - Roll	10	28	1
3256-28	Washer - Flat	30	50	1	32121-51	Pin - Roll	10	43	1
3256-38	Washer - Flat	2	35	6	32122-35	Screw - Truss Head	36	8	1
3256-63	Washer - Flat	24	7	1	32128-20	Nut - Flange Lock	11	24	3
3256-71	Washer - Flat	23	19	4	32128-20	Nut - Flange Lock	10	27	1
3256-80	Washer - Flat	17	2	3	32128-20	Nut - Flange Lock	27	29	2
3257-42	Key - Woodruff	8	11	2	32128-20	Nut - Flange Lock	26	31	8
3257-42	Key - Woodruff	9	17	1	32128-20	Nut - Lock, Flange	36	3	1
3272-4	Pin - Cotter	10	13	1	32128-33	Nut - Flange Lock	1	18	2
3272-6	Pin - Cotter	1	30	5	32128-33	Nut - Lock	8	32	1
3272-6	Pin - Cotter	10	41	1	32136-9	Nut - Hex. Slotted	29	8	1
3272-10	Pin - Cotter	10	47	1	32141-111	Nut Flange Lock	1	11	1
3272-11	Pin - Cotter	3	5	2	32144-21	Screw - Round Hd.	17	8	2
3272-11	Pin - Cotter	19	9	1	32148-6	Insert - Threaded	1	19	8
3272-11	Pin - Cotter	4	13	2	32149-2	Nut - Keps	20	37	2
3272-11	Pin - Cotter	6	19	1	32149-7	Nut - Keps	20	41	2
3272-37	Pin - Cotter	29	9	1	32151-10	Ring - Retainer	29	24	2
3273-26	Screw - Hex. Socket Hd.	21	18	4	32151-41	Ring - Retaining	34	13	1
3274-7	Screw - Socket Hd.	26	9	2	32152-10	Nut - Hex.	7	2	1
3274-12	Screw - Hex. Socket Hd.	19	29	4	32152-10	Nut - Lock	5	2	1
3274-15	Screw - Fillister Hd.	13	43	2	340-1	Fitting - Hydraulic Straight	17	30	4
3274-31	Screw - Hex. Socket Hd.	1	15	4	340-7	Fitting - Hydraulic	29	42	2
3274-39	Screw - Cap Hex. Hd.	17	21	6	340-14	Fitting - Hydraulic 45°	8	14	4
3274-52	Screw - Hex. Socket Hd.	13	20	4	340-14	Fitting - Hydraulic 45°	12	54	1
3274-52	Screw - Hex. Socket Hd.	15	45	6	340-16	Fitting - Hydraulic 90°	11	33	1
3274-63	Screw - Hex. Socket Hd.	17	33	2	340-18	Fitting - Hydraulic 90°	11	13	1
3274-69	Screw - Hex. Socket Hd.	21	1	8	340-77	Fitting - Hydraulic 90°	33	10	2
3274-70	Screw - Hex. Socket Hd.	13	1	2	340-77	Fitting - Hydraulic 90°	11	14	2
3274-80	Screw - Cap Hex. Hd.	17	1	3	340-82	Fitting - Hydraulic 90°	27	5	1
3274-84	Screw - Cap, Hex. Hd.	16	58	4	340-82	Fitting - Hydraulic 90°	11	44	1
3274-91	Screw - Hex. Socket Hd.	20	4	3	340-87	Fitting - Hydraulic 45°	27	3	3
3274-93	Screw - Hex. Socket Hd.	29	44	2	340-87	Fitting - Hydraulic 45°	33	15	1
3284-3	Pin - Groove	19	15	1	340-98	Fitting - Hydraulic 90°	33	14	3

*Not Illustrated

TORO PART NUMBER INDEX (Cont.)

Part No.	Description	Pg. Ref. No. No. Qty.	Part No.	Description	Pg. Ref. No. No. Qty.
340-101	Fitting - Hydraulic 45°	11 8 1	353-768	Section #1 Complete	14 * 1
340-103	Fitting - Hydraulic 45°	6 12 2	353-772	Left End Cover	13 34 1
340-105	Fitting - Hydraulic 90°	27 26 1	353-780	Positioner - R. Detent (Out)	14 * 1
340-132	Fitting - Hydraulic 90°	29 46 2	353-808	Collar - Spring	15 24 1
340-138	Fitting - Hydraulic 45°	11 12 2	353-830	O-Ring	15 25 1
340-151	Fitting - Tee	12 59 1	353-831	Spring	15 21 1
351-78	Edging	19 40 1	353-833	Positioner Assembly	16 * 1
353-301	Poppet	13 27 1	353-835	Seals - Section Set	14 * 1
353-302	O-Ring	15 7 3	353-835	Seals - Section Set	16 * 1
353-302	O-Ring	13 10 3	353-837	Section #2 Complete	14 * 1
353-303	Ring - Backup	15 8 6	353-839	Positioner - DI (SPL) Assy.	14 * 1
353-303	Ring - Backup	13 9 6	353-840	Position - DI (SP) Assy.	16 * 1
353-304	Spring	13 28 1	353-841	Position - Spool Assembly	16 * 1
353-305	O-Ring	15 5 5	353-844	Plus Series	16 55 1
353-305	O-Ring	13 8 4	353-845	Sleeve - Detent	15 41 1
353-306	Ring - Backup	15 4 5	353-846	Spud - DI (SPL)	15 40 1
353-306	Ring - Backup	13 7 4	353-847	Bonnet (SPL)	15 38 1
353-328	Washer - Shim	13 15 A/R	353-848	O-Ring	15 14 1
353-328	Washer - Shim	15 32 A/R	353-849	Sleeve	15 39 1
353-329	Washer - Shim	13 16 A/R	353-850	O-Ring	16 56 1
353-329	Washer - Shim	15 33 A/R	353-851	Body - Relief CP-RC Mod.	13 12 1
353-330	Washer - Shim	13 17 A/R	353-851	Body - Relief CP-RC Mod.	15 29 2
353-330	Washer - Shim	15 34 A/R	353-853	Bolt - Hex Hd.	15 10 3
353-331	O-Ring	13 29 1	353-855	Spring	13 18 2
353-334	Cap - Relief	13 19 2	353-855	Spring	15 44 1
353-334	Cap - Relief	15 36 2	353-884	Key - Woodruff	28 19 4
353-392	Seal - Relief Poppet PTFE	13 13 2	353-886	Ring - Retaining	28 18 2
353-392	Seal - Relief Poppet PTFE	15 30 2	353-922	Seal - Ring	28 23 10
353-398	Spring	15 35 1	353-923	Bearing Plate Assembly	28 26 2
353-417	Collar Spring	15 20 2	353-952	Ring - Backup	13 32 1
353-417	Collar Spring	13 40 2	353-953	Plug Assembly	16 54 1
353-481	Plug - Load Check	15 2 3	353-957	Seal - Lip	15 15 6
353-481	Plug - Load Check	13 5 3	353-957	Seal - Lip	13 26 4
353-483	Body - Anticavitation	16 61 1	353-958	Ring - Backup	15 16 1
353-484	Retainer - Ball	16 62 1	353-967	Gear - 33B	28 24 6
353-529	Plate Seal	15 22 1	353-969	Plate - Gear 33B	28 25 3
353-531	Poppet Assembly	15 31 2	354-2	Body Assembly	28 15 1
353-531	Poppet Assy.	13 14 2	354-3	Bearing Plate Assembly	28 22 1
353-550	Plug - Hydraulic	23 38 1	354-4	Bearing Plate Assembly	28 28 1
353-550	Plug Assembly	15 13 1	354-5	Adapter - Splined	28 27 1
353-563	Fitting - Hydraulic Straight	20 25 1	354-6	Plate - Gear 18B	28 30 1
353-564	Fitting - Hydraulic 90°	20 31 1	354-7	Cover Assembly	28 31 1
353-575	Boot - Dust Cap	13 21 2	354-8	Drive Shaft - Gear Assy.	28 29 1
353-575	Boot - Dust Cap	15 46 3	354-9	Idler Shaft - Gear Assy.	28 5 1
353-579	Spring	13 45 1	354-11	Pin - Dowel	28 4 2
353-599	Pin - Dowel	34 3 2	354-12	Pin - Dowel	28 6 2
353-642	Relief - RC Mod.	14 * 2	354-13	Pin - Dowel	28 11 4
353-642	Relief - RC Mod. Assembly	16 * 1	354-14	Pin - Dowel	28 13 2
353-668	Plate - Cap, Cover RH	15 11 1	354-15	Seal - Shaft	28 17 1
353-721	Plug	13 35 2	354-16	Washer - Lock	28 2 4
353-727	Bonnet	13 2 1	354-17	Stud - Threaded	28 3 4
353-728	Sleeve	14 50 1	354-25	Section #4 Assembly	16 * 1
353-729	Spud - Detent	13 3 1	354-26	Bonnet	15 27 2
353-730	Spring	15 42 1	354-28	Screw - Hex, Socket Hd.	15 28 2
353-731	Ball	15 43 1	354-29	Plate - Thrust	13 48 1
353-732	Sleeve - Detent	14 52 1	354-35	Gasket	28 32 1
353-733	Spacer - Bonnet	13 4 1	354-46	Ring - Seal	34 8 1
353-733	Spacer - Bonnet	15 19 2	354-50	Screw - Hex. Socket Hd.	34 1 4
353-737	Ball	16 63 1	354-51	Washer	34 2 4
353-754	Bonnet - R. Detent	13 42 1	354-120	Fitting - Hydraulic 90°	23 27 3
353-758	Seal - O-Ring	13 31 1	354-121	Fitting - Hydraulic Straight	23 12 1
353-760	Body Relief	13 30 1	354-122	Disc - Seal	16 52 1
353-762	Spud - Detent Out	14 49 1	354-129	Anticavitation Check Assy.	16 * 1
353-763	Cap - Adjustment	13 44 1	354-131	Section #3 Assembly	16 * 1
353-766	Relief WH (2000) PSI Assy.	14 * 1			

*Not Illustrated

PRODUCT CHANGES

In an effort to make improvements available to TORO owners as quickly as possible, minor changes are incorporated into Toro's products from time to time that do not become immediately shown in the Parts Catalog. If such a change has been made in your unit, which is not reflected in your manual, see your TORO Distributor or his Authorized TORO Service Dealer for information and part numbers.

IDENTIFICATION AND ORDERING

MODEL AND SERIAL NUMBERS

The Greensmaster 3100 has two identification numbers; a model number and a serial number. The two numbers are stamped on a plate which is located on the main frame under the seat. In any correspondence concerning the Greensmaster 3100, supply model and serial numbers to assure that correct information and replacement parts are obtained.

To order replacement parts from an Authorized TORO Service Dealer, supply the following information:

1. Model and serial number of the Greensmaster 3100.
2. Part number, description, and the quantity of part(s) desired.

NOTE: Do not order by reference number if a parts catalog is being used; use the PART NUMBER.

TABLE OF CONTENTS

Description	Page	Description	Page
Control Pedal Assembly	1-2	Control Panel Assembly	21
Pull Frame Assembly L.H.	3	Electrical Schematic	22
Pull Frame Assembly R.H.	4	Hydraulic Reservoir Assembly	23
Hydraulic Cylinder Assembly No. 83-2580	5	Fuel Tank Assembly	24
Pull Frame Assembly Rear	6	Hydraulic Schematic	25
Hydraulic Cylinder Assembly No. 83-7230	7	Engine Installation Assembly	26
Front Wheel & Brake Assembly	8	Hydraulic Pump Installation Assembly	27
Hydraulic Drive Motor Assembly No. 92-9199	9	Hydraulic Pump Assembly No. 92-9764	28
Traction Controls Assembly	10	Rear Wheel Assembly	29-30
Control Valve Installation Assembly	11-12	Hydraulic Drive Motor Assembly No. 92-9169 ...	31
Control Valve Assembly No. 84-2203		Hydraulic Cylinder Assembly No. 83-2330	32
(Sections 1 & 2)	13-14	Reel Motor Installation Assembly	33
Control Valve Assembly No. 84-2203		Reel Motor Assembly No. 94-3506	34
(Sections 3 thru 5)	15-16	Special Tools	35-36
Steering Arm Assembly	17	Briggs & Stratton Engine Assembly	
Power Steering Valve Assembly No. 92-8690 ...	18	Model 303447-0411-01	37-47
Seat Assembly	19	Part Number Index	49-55
Frame Assembly	20		

Japanese parts kit number 83-2600 contains all of the individual parts on the preceding pages designated as (Japanese).