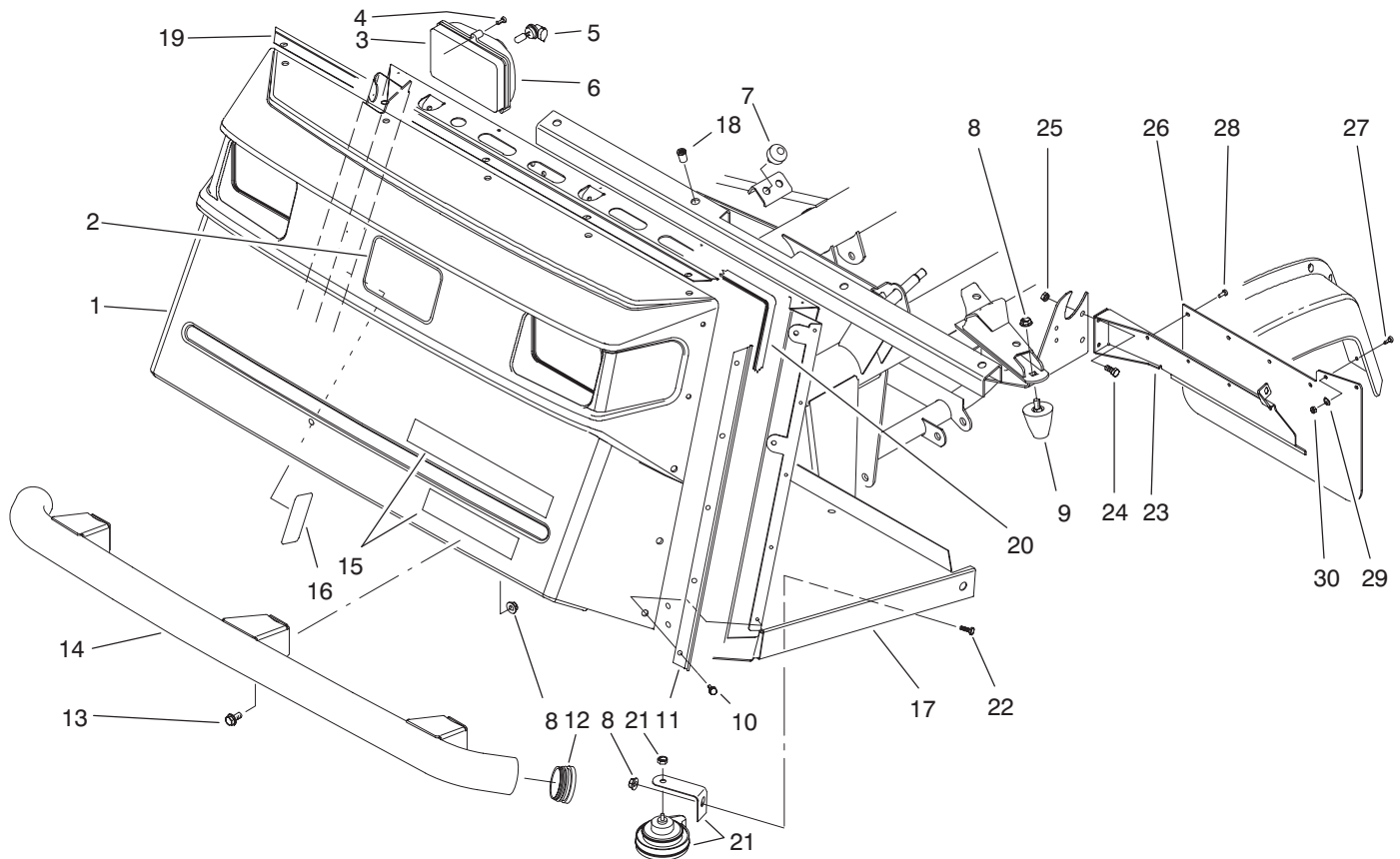




MODEL NO. 07216-70001 & UP

PARTS
CATALOG

WORKMAN 4200



T-1581

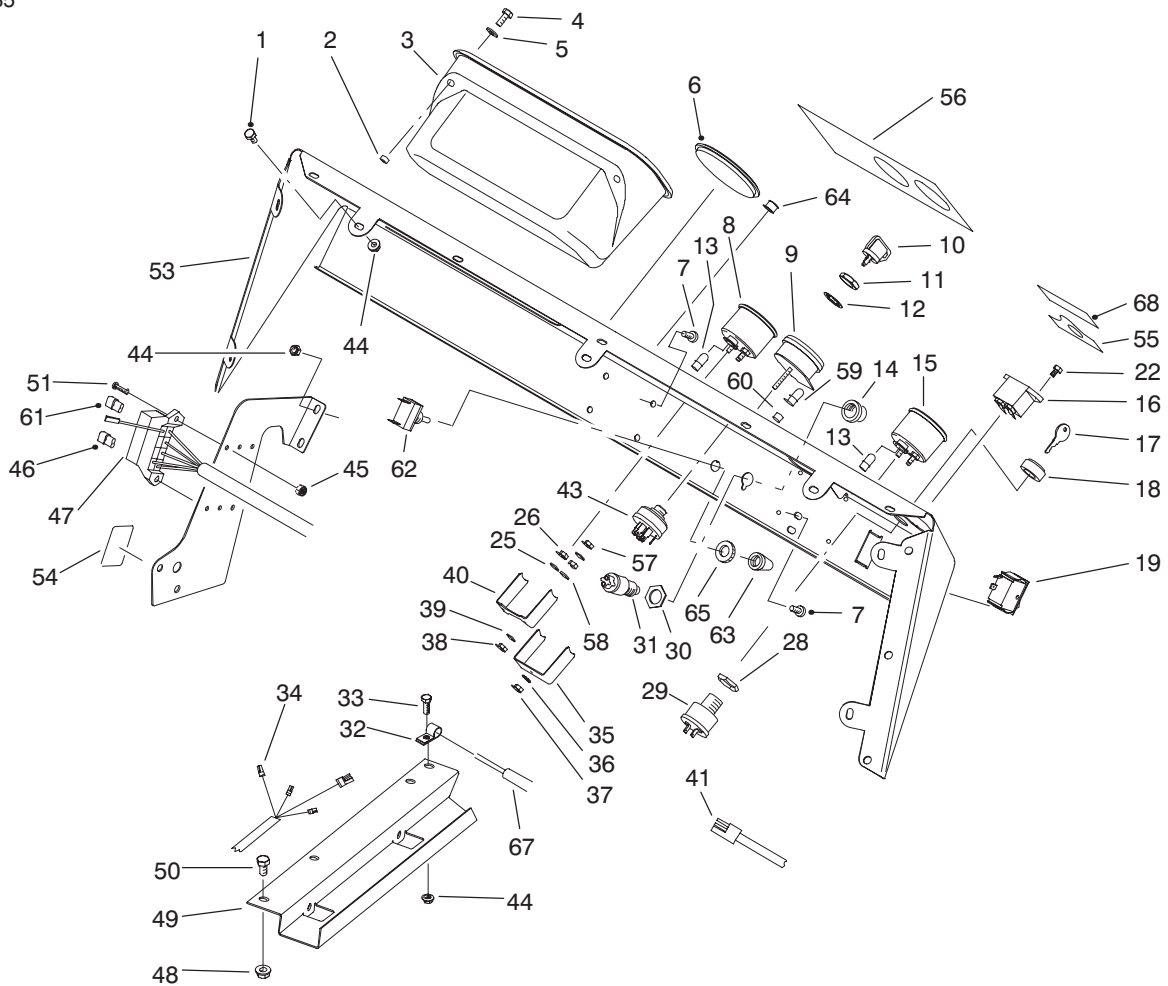
FRONT BUMPER & HOOD ASSEMBLY

| Ref. No. | Part No. | Description | No. Used |
|----------|----------|---|----------|
| 1 | 87-0710 | Hood | 1 |
| 2 | 62-5550 | Decal - TORO | 1 |
| 3 | 87-2120 | Headlight Assembly (Incl. Ref. #5-6) | 2 |
| 4 | 32104-88 | Screw | 6 |
| 5 | 87-6320 | Bulb - Headlight | 2 |
| 6 | 87-6330 | Lens - Headlight | 2 |
| 7 | 87-2440 | Bumper | 2 |
| 8 | 3290-357 | Nut - Flange Lock | 9 |
| 9 | 26-0071 | Bumper | 2 |
| 10 | 87-6620 | Screw | 15 |
| 11 | 87-8120 | Bracket - Trim Side | 2 |
| 12 | 2410-42 | Cap - Front Bumper | 2 |
| 13 | 3234-1 | Screw - Hex. Flange Hd. | 6 |
| 14 | 87-4070 | Bumper - Front | 1 |
| 15 | 87-9120 | Decal - Workman 4200 | 1 |
| 16 | 87-9990 | Decal - Load Rating | 1 |

*Not Illustrated

| Ref. No. | Part No. | Description | No. Used |
|----------|----------|--|----------|
| 16 | 94-1228 | Decal - Load Rating (Japan) | 1 |
| 17 | 94-5250 | Operators Platform Assy. (Incl. Ref. #18) | 1 |
| 18 | 32148-7 | Nut - Clinch | 8 |
| 19 | 87-8130 | Bracket - Trim Top | 1 |
| 20 | 87-8160 | Trim | 1 |
| 21 | 116749 | Horn Assembly | 1 |
| 22 | 323-4 | Screw - Cap Hex. Hd. | 1 |
| 23 | 87-9330 | Bracket - Mudflap LH | 1 |
| * | 87-9340 | Bracket - Mudflap RH | 1 |
| 24 | 321-4 | Screw - Cap Hex. Hd. | 4 |
| 25 | 32128-33 | Nut - Lock | 4 |
| 26 | 87-9320 | Mudflap | 2 |
| 27 | 3250-13 | Screw - Pan Hd. | 4 |
| 28 | 146489 | Rivet - Pop | 8 |
| 29 | 3256-61 | Washer - Flat | 4 |
| 30 | 3296-2 | Nut - Lock | 4 |

TPS

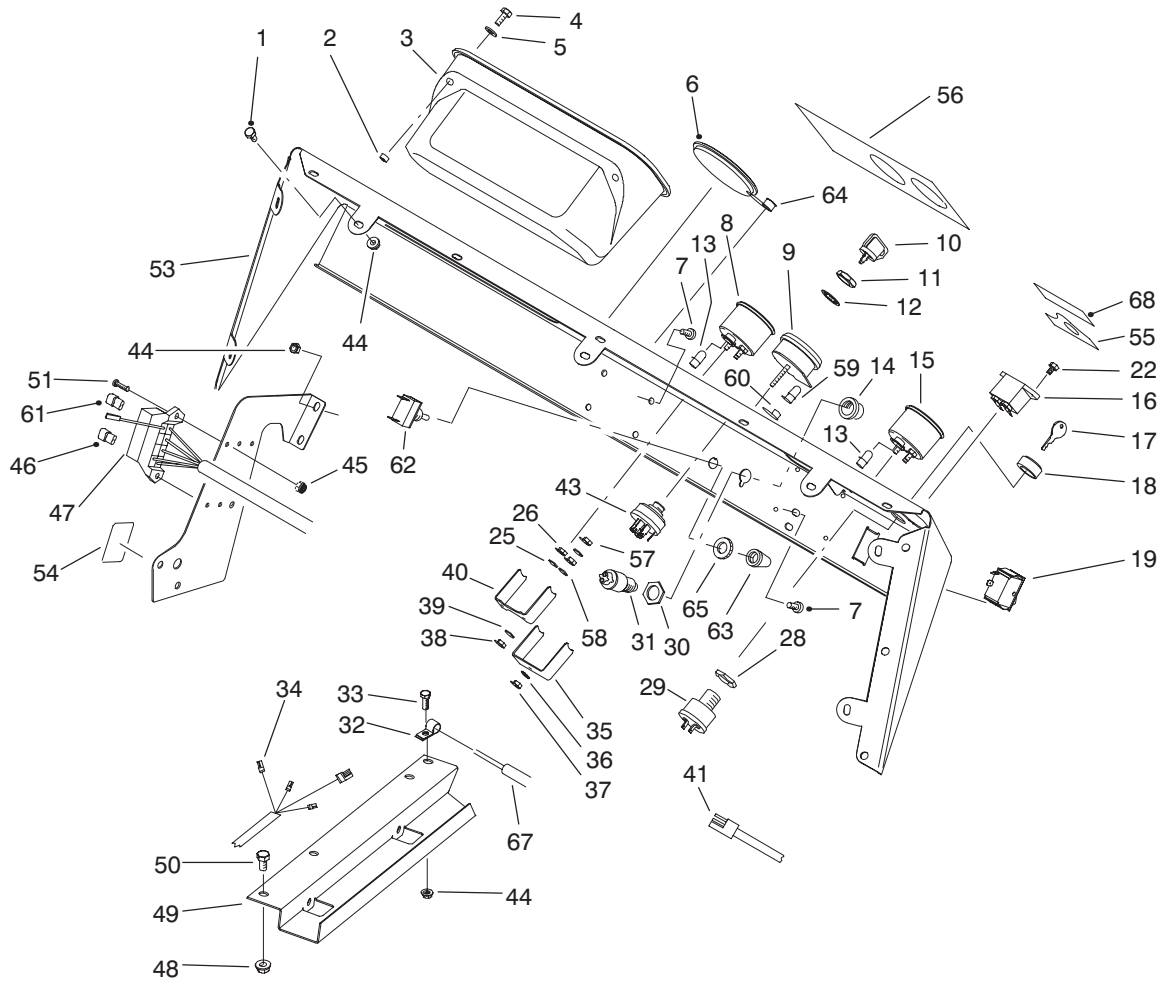


T-1706

CONTROL PANEL ASSEMBLY

| Ref. No. | Part No. | Description | No. Used |
|----------|----------|---|----------|
| 1 | 321-2 | Screw - Cap Hex. Hd. | 7 |
| 2 | 32148-6 | Insert - Threaded | 2 |
| 3 | 87-3780 | Box - Glove | 1 |
| 4 | 321-3 | Screw - Cap Hex. Hd. | 2 |
| 5 | 3256-22 | Washer - Flat | 2 |
| 6 | 2410-35 | Plug - Hole | 1 |
| 7 | 3274-31 | Screw - Button Hd. | 4 |
| 8 | 87-5590 | Temperature Gauge Assy. (Incl. Ref. #38-40, 57 & 58) | 1 |
| 9 | 93-7053 | Warning Light Assembly (Incl. Ref. #35-37, 59 & 60) | 1 |
| 10 | 63-8360 | Key - Ignition | 1 |
| 11 | 218-446 | Nut - Hex. | 1 |
| 12 | 218-447 | Washer - Lock | 1 |
| 13 | 218-600 | Bulb | 2 |
| 14 | | Button - Horn | 1 |
| 15 | 87-5580 | Fuel Gauge Assembly (Incl. Ref. #38-40, 57 & 58) | 1 |
| 16 | 75-6820 | Hourmeter | 1 |
| 17 | 87-0740 | Key - Supervisor Switch | 1 |
| 18 | 87-1720 | Nut - Supervisor Switch | 1 |
| 19 | 87-3790 | Switch - Light | 1 |
| 22 | 32144-18 | Screw - Cap Hex. Hd. | 2 |
| 28 | | Nut - Hex. | 1 |
| 29 | 94-5245 | Supervisor Switch Assembly (Incl. Ref. #17, 18 & 28) | 1 |

| Ref. No. | Part No. | Description | No. Used |
|----------|----------|--|----------|
| 30 | | Nut - Hex. | 1 |
| 31 | 18-2830 | Horn Switch Assembly (Incl. Ref. #14 & 30) | 1 |
| 32 | 2412-89 | Clamp - R | 1 |
| 33 | 321-4 | Screw - Cap Hex. Hd. | 1 |
| 34 | 93-7129 | Harness - Wire Rear | 1 |
| 35 | | Clamp - Light | 1 |
| 36 | 3254-1 | Washer - Lock | 1 |
| 37 | 3217-26 | Hut - Hex. | 1 |
| 38 | 3217-25 | Nut - Hex. | 2 |
| 39 | 3253-15 | Washer - Lock | 2 |
| 40 | | Clamp - Temp. Gauge | 1 |
| 41 | 87-4230 | Harness - Wire Front LH | 1 |
| 43 | 27-2360 | Ignition Switch Assembly (Incl. Ref. #11 & 12) | 1 |
| 44 | 32128-33 | Nut - Flange | 11 |
| 45 | 3296-2 | Nut - Lock | 2 |
| 46 | 218-574 | Fuse - 7.5 Amp | 2 |
| 47 | 87-8500 | Front Wire Harness Assy. (Incl. Ref. #13) | 1 |
| 48 | 32128-20 | Nut - Flange | 2 |
| 49 | 93-7094 | Cover - Wire Harness | 1 |
| 50 | 322-2 | Screw - Cap Hex. Hd. | 2 |
| 51 | 3250-13 | Screw | 2 |
| 53 | 87-8540 | Control Panel Assembly (Incl. Ref. #55-56 & 68) | 1 |

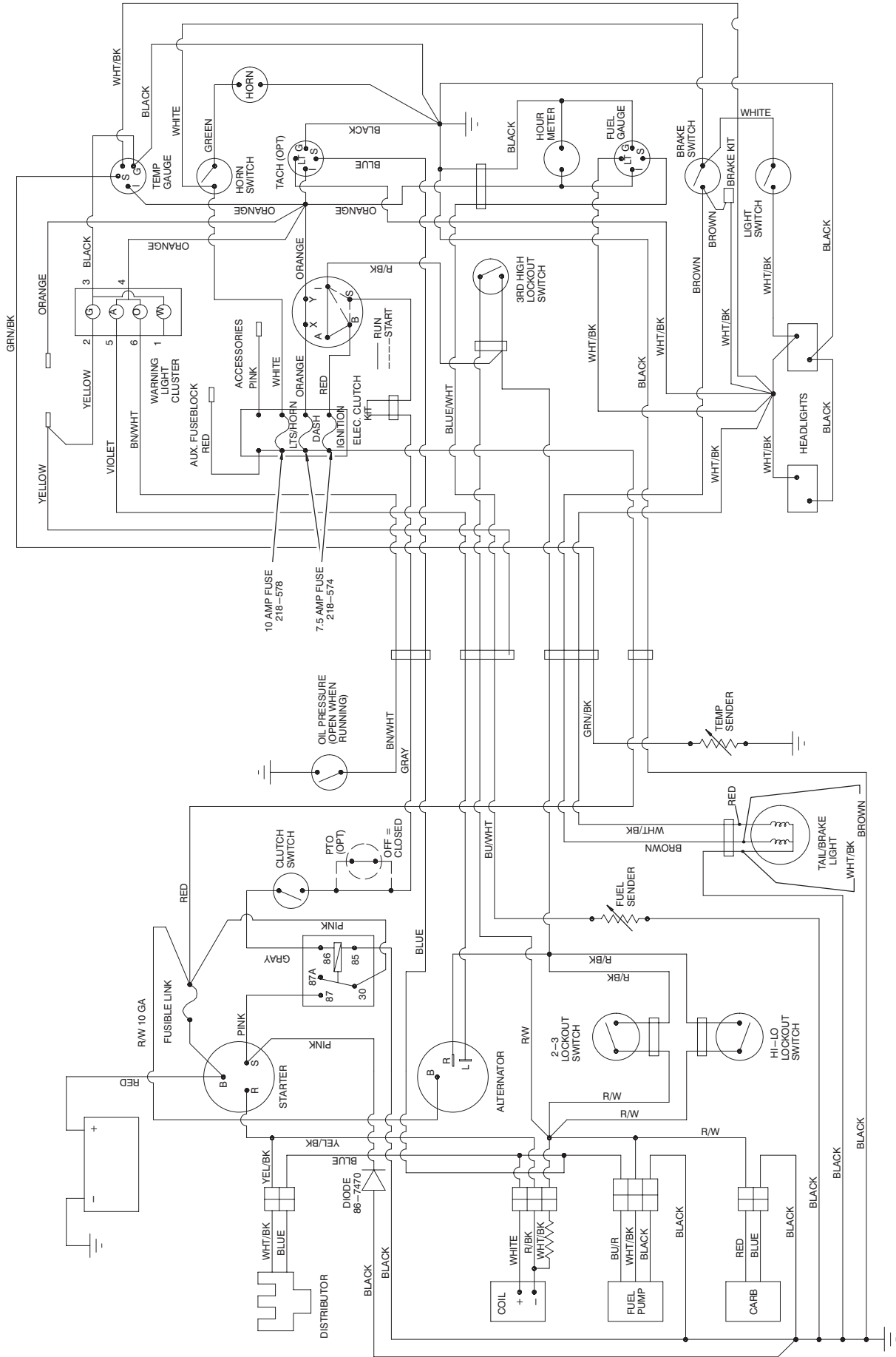


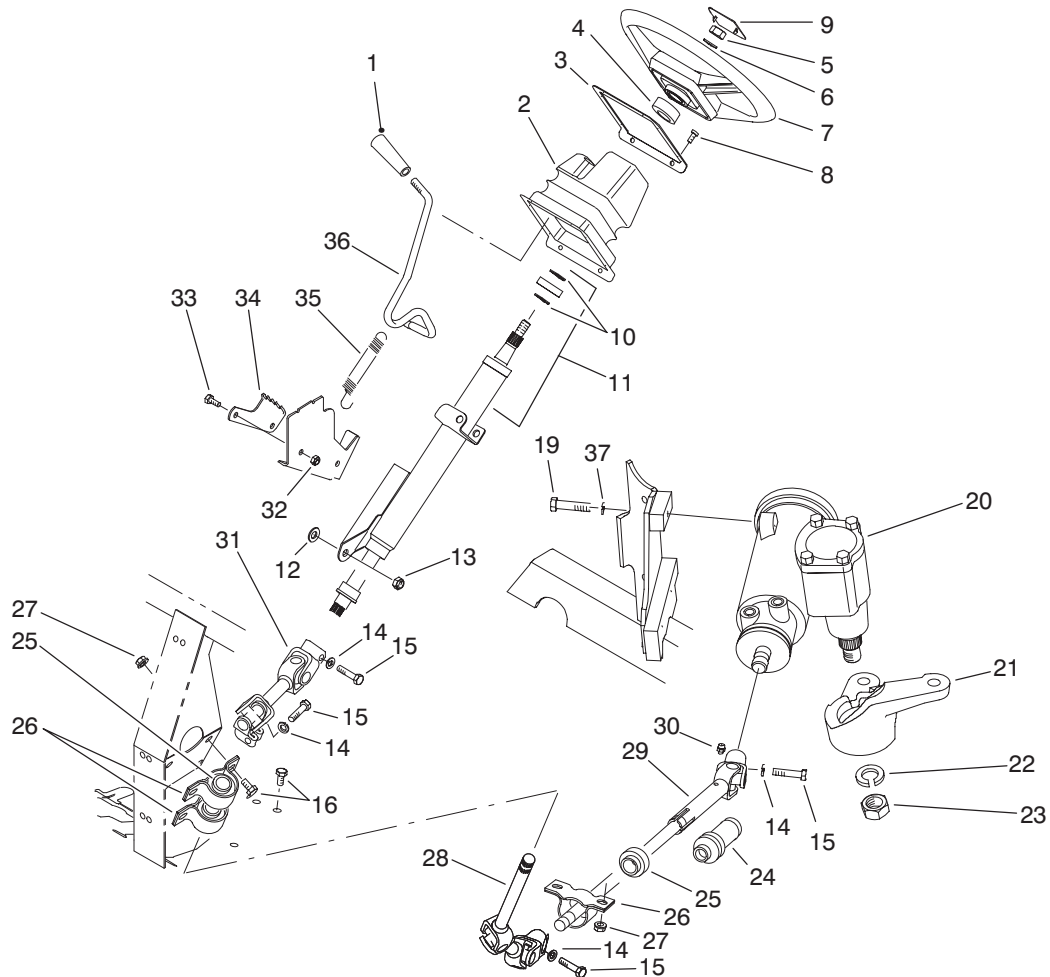
T-1706

CONTROL PANEL ASSEMBLY (Continued)

| Ref. No. | Part No. | Description | No. Used | Ref. No. | Part No. | Description | No. Used |
|----------|----------|----------------------------|----------|----------|----------|--|----------|
| 54 | 87-6670 | Decal - Fuse Block | 1 | 60 | 87-6270 | Socket & Bulb Assembly (Incl. Ref. #59) | 4 |
| 54 | 92-5374 | Decal - Fuse Block (Japan) | 1 | 61 | 218-578 | Fuse - 10 Amp | 1 |
| 55 | 87-5910 | Decal - Supervisor | 1 | 62 | 20-7150 | Toggle Switch Assembly (Incl. Ref. #65) | 1 |
| 55 | 92-5332 | Decal - Supervisor (Japan) | 1 | 63 | 218-473 | Boot - Switch | 1 |
| 56 | 87-9880 | Decal - Dash | 1 | 64 | 2410-64 | Plug - Hole | 1 |
| 56 | 94-1226 | Decal - Dash (Japan) | 1 | 65 | | Nut - Lock | 1 |
| 57 | 3217-29 | Nut - Jam | 3 | 67 | 94-3837 | Cable - Clutch | 1 |
| 58 | 3253-19 | Washer - Lock | 3 | 68 | 94-5272 | Decal - Warning | 1 |
| 59 | 219-17 | Bulb - Warning Light | 4 | | | | |

ELECTRICAL SCHEMATIC



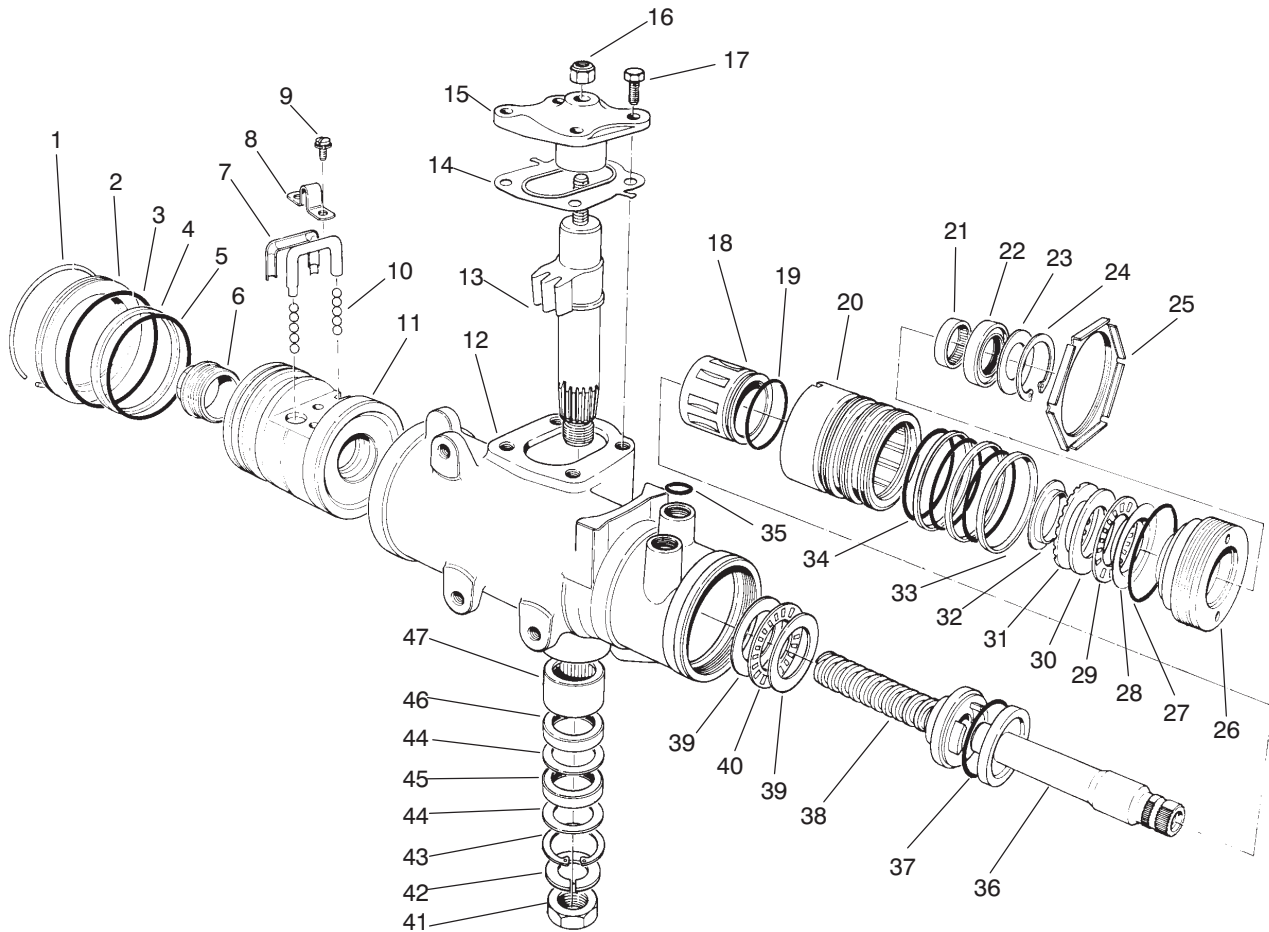


T-2007

STEERING LINKAGE ASSEMBLY

| Ref. No. | Part No. | Description | No. Used | Ref. No. | Part No. | Description | No. Used |
|----------|-----------|---|----------|----------|----------|--|----------|
| 1 | 233-39 | Knob | 1 | 22 | 39-7420 | Washer - Lock | 1 |
| 2 | 87-3460 | Boot - Tilt Steering | 1 | 23 | 39-7440 | Nut - Lock | 1 |
| 3 | 87-4720 | Plate - Steering Boot | 1 | 24 | 93-8988 | Boot - Steering Shaft | 1 |
| 4 | 21-9260 | Spacer | 1 | 25 | 87-2280 | Bearing | 3 |
| 5 | 3277-1 | Nut - Hex. | 1 | 26 | 87-3250 | Mount - Bearing | 3 |
| 6 | 48-8070 | Washer - Flat | 1 | 27 | 32128-20 | Nut - Flange | 6 |
| 7 | 87-3820 | Wheel - Steering | 1 | 28 | 92-4155 | Slip Joint Assembly - Upper | 1 |
| 8 | 32144-116 | Screw - Pan Head | 8 | 29 | 93-8987 | Slip Joint Assembly - Lower (Incl. Ref. #24 & 30) | 1 |
| 9 | 87-3750 | Cover - Steering Wheel | 1 | 30 | 302-5 | Fitting - Grease | 1 |
| 10 | 43-6550 | Ring - Retaining | 2 | 31 | 92-4154 | Universal Joint Assembly | 1 |
| 11 | 92-4153 | Assembly - Steering Column (Incl. Ref. #10) | 1 | 32 | 3296-42 | Nut - Lock | 2 |
| 12 | 3290-455 | Washer | 1 | 33 | 321-3 | Screw - Cap Hex. Hd. | 2 |
| 13 | 3296-59 | Nut - Lock | 1 | 34 | 87-3610 | Bracket - Detent | 1 |
| 14 | 3253-4 | Washer - Lock | 4 | 35 | 65-5360 | Spring - Extension | 1 |
| 15 | 48-7740 | Screw - Cap Hex. Hd. | 4 | 36 | 87-3130 | Lever - Tilt Steering | 1 |
| 16 | 322-2 | Screw - Cap Hex. Hd. | 6 | 37 | 87-7480 | Washer - Lock | 3 |
| 19 | 93-7145 | Screw - Cap Hex. Hd. | 3 | * | 87-9160 | Lower Shaft Assembly (Incl. Ref. #24 & 28-30) | 1 |
| 20 | 87-1500 | Steering Gear Assembly (Incl. Ref. #22 & 23) | 1 | * | 87-3120 | Steering Column & Shaft (Incl. Ref. #10, 11 & 31) | 1 |
| 21 | 87-9640 | Arm - Pitman | 1 | | | | |

*Not Illustrated

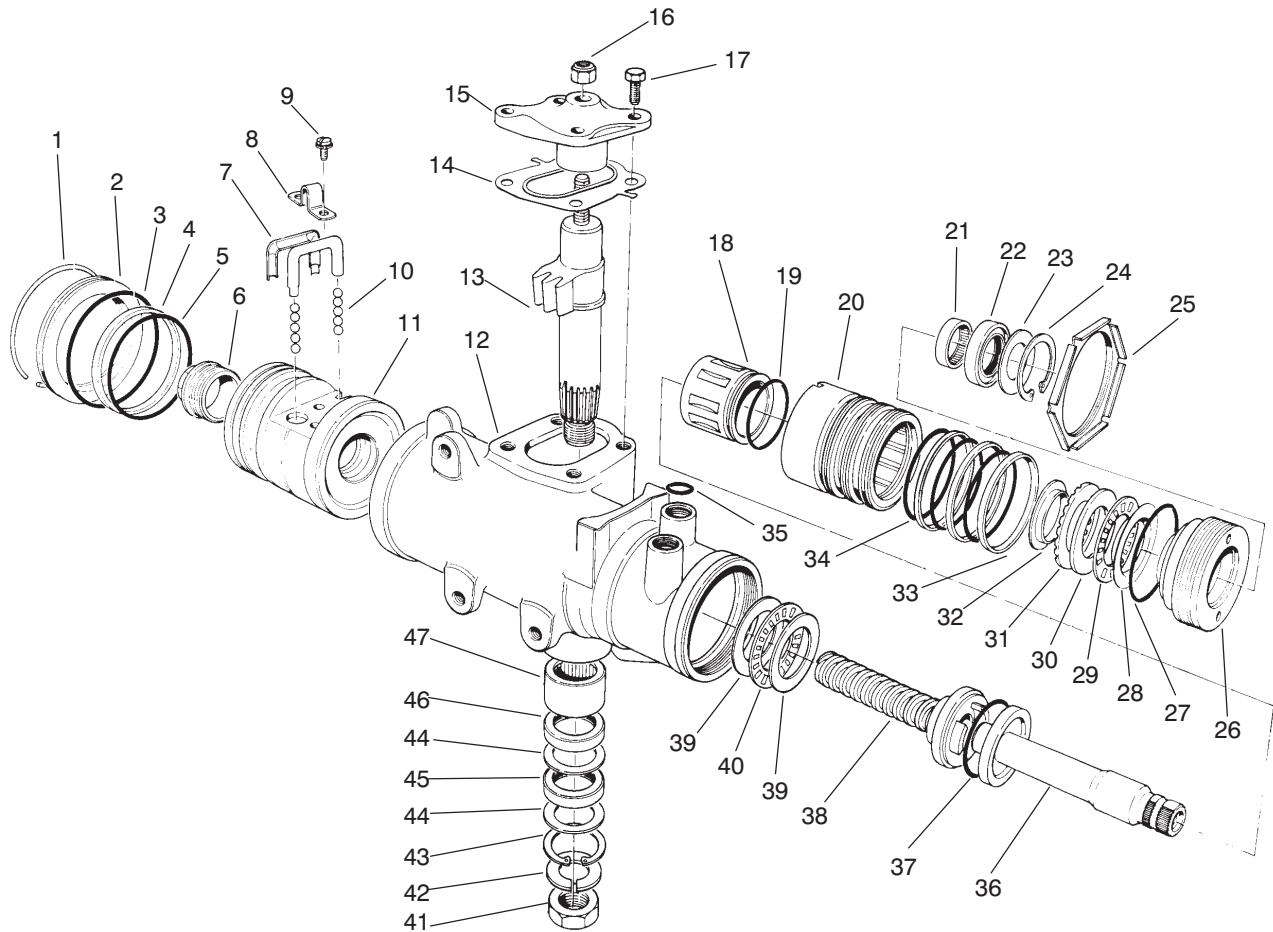


T-1580

STEERING GEAR ASSEMBLY NO. 87-1500

| Ref. No. | Part No. | Description | No. Used | Ref. No. | Part No. | Description | No. Used |
|----------|----------|---|----------|----------|----------|---|----------|
| 1 | | Ring - Retaining | 1 | 26 | | Plug - Adjuster | 1 |
| 2 | 92-4165 | Plug - Housing End | 1 | 27 | 28-8200 | O-Ring | 1 |
| 3 | | Seal - Housing End Plug | 1 | 28 | | Race - Upper Bearing | 1 |
| 4 | | Ring - Rack Piston | 1 | 29 | | Bearing - Roller, Thrust | 1 |
| 5 | | O-Ring, Rack Piston | 1 | 30 | | Race - Thrust Bearing | 1 |
| 6 | 18-4340 | Plug - Rack Piston End | 1 | 31 | | Spacer - Thrust Bearing | 1 |
| 7 | 92-4168 | Return - Guide Ball | 2 | 32 | | Retainer - Bearing | 1 |
| 8 | 18-4270 | Clamp - Ball Return Guide | 1 | 33 | | Ring - Valve Body | 3 |
| 9 | 18-4260 | Assy. - Screw/Lockwasher | 2 | 34 | | O-Ring | 3 |
| 10 | 18-5190 | Ball - Chrome Alloy | 11 | 35 | 39-7310 | O-Ring | 3 |
| 11 | | Nut - Rack Piston | 1 | 36 | | Shaft - Stub | 1 |
| 12 | | Housing - Steering Gear | 1 | 37 | | O-Ring | 1 |
| 13 | | Gear - Pitman Shaft | 1 | 38 | | Worm - Steering | 1 |
| 14 | 28-8280 | Seal Kit - Side Cover (Incl. Ref. #17) | 1 | 39 | | Race - Thrust Bearing | 2 |
| 15 | | Cover - Housing Side | 1 | 40 | | Bearing - Roller, Thrust | 1 |
| 16 | 28-8220 | Nut - Lash Adjuster | 1 | 41 | 39-7440 | Nut - Pitman Arm | 1 |
| 17 | 28-8210 | Bolt - Flange Hex. Hd. | 4 | 42 | 39-7420 | Washer - Lock | 1 |
| 18 | | Spool Valve | 1 | 43 | | Ring - Retaining | 1 |
| 19 | | O-Ring, Spool Valve | 1 | 44 | | Washer - Seal, Backup | 2 |
| 20 | | Valve Body | 1 | 45 | | Seal - Pitman Shaft | 1 |
| 21 | 92-4169 | Bearing - Needle | 1 | 46 | | Seal - Pitman Shaft | 1 |
| 22 | | Seal - Stub Shaft | 1 | 47 | 92-4170 | Bearing - Pitman Shaft | 1 |
| 23 | | Seal - Stub Shaft Dust | 1 | * | 92-4161 | Assembly - Cover Service Housing Side (Incl. Ref. #14-17) | 1 |
| 24 | | Ring - Retaining | 1 | | | | |
| 25 | 92-4159 | Nut - Adjuster Plug Lock | 1 | | | | |

*Not Illustrated



T-1580

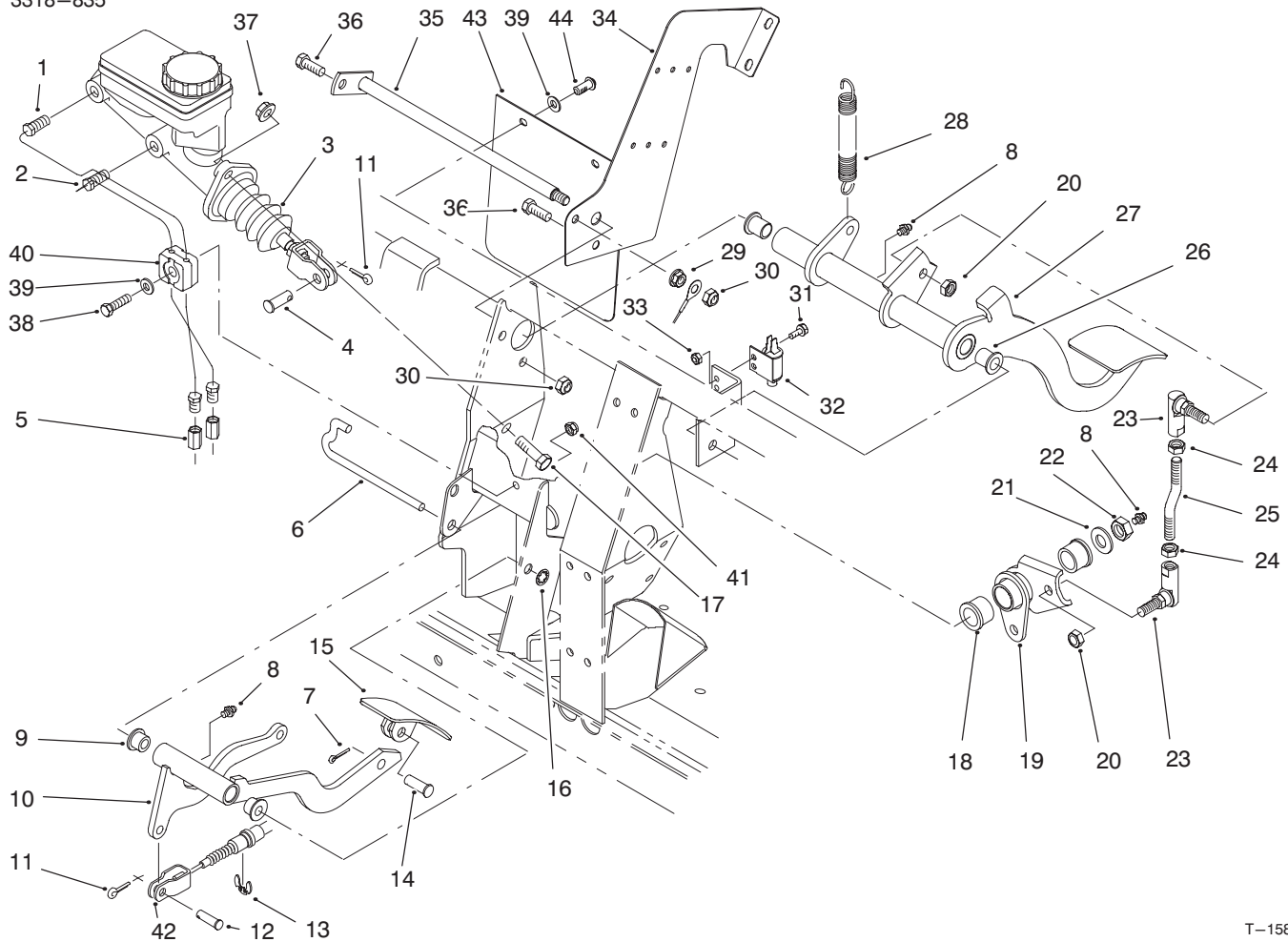
STEERING GEAR ASSEMBLY NO. 87-1500

| Ref. No. | Part No. | Description | No. Used |
|----------|----------|--|----------|
| * | 28-8270 | Seal Service Kit - End Plug (Incl. Ref. #1 & 3) | 1 |
| * | 28-8290 | Seal Service Kit Rack/Piston (Incl. Ref. #4 & 5) | 1 |
| * | 18-5180 | Bearing Kit - Lower Thrust (Incl. Ref. #39-40) | 1 |
| * | 18-5160 | Seal Kit - Pitman Shaft (Incl. Ref. #43-46) | 1 |
| * | 18-5170 | Seal Kit - Valve Ring (Incl. Ref. #19, 33, 34 & 37) | 1 |
| * | 92-4163 | Assy. - Steering Housing (Incl. Ref. #12 & 43-47) | 1 |
| * | 92-4167 | Assembly - Plug Service (Incl. Ref. #22-24 & 27) | 1 |

| Ref. No. | Part No. | Description | No. Used |
|----------|----------|--|----------|
| * | 92-4162 | Pitman Shaft - Gear Service (Incl. Ref. #13-15 & 17) | 1 |
| * | 92-4158 | Valve Assy. - Hyd. Gear (Incl. Ref. #18-20, 33, 34, 36 & 37) | 1 |
| * | 92-4160 | Bearing Service Kit - Upper (Incl. Ref. #28-32) | 1 |
| * | 92-4166 | Rack/Piston/Nut Assembly (Incl. Ref. #1-11 & 38) | 1 |
| * | 92-4164 | Plug Assy. - Service Adjust. (Incl. Ref. #21-24 & 26-32) | 1 |
| * | 87-1500 | Steering Gear (Complete) | 1 |

*Not Illustrated

3318-835

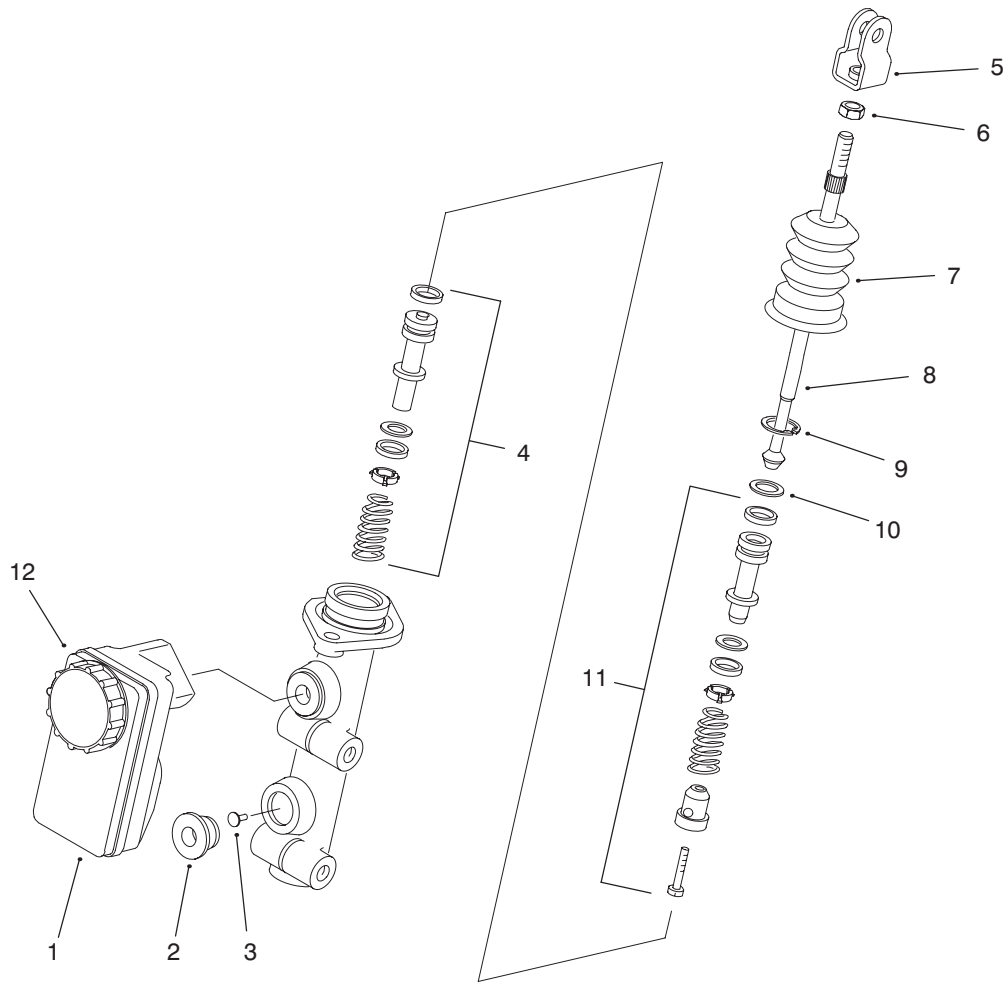


T-1585

BRAKE & ACCELERATOR PEDAL ASSEMBLY

| Ref. No. | Part No. | Description | No. Used |
|----------|----------|---------------------------|----------|
| 1 | 94-3814 | Tube - Hydraulic | 1 |
| 2 | 94-3815 | Tube - Hydraulic | 1 |
| 3 | 94-3800 | Master Cylinder Assembly | 1 |
| 4 | 283-2 | Pin - Clevis | 1 |
| 5 | 87-3570 | Union - Brake Line | 2 |
| 6 | 87-2880 | Shaft - Accelerator Pedal | 1 |
| 7 | 3272-6 | Pin - Cotter | 1 |
| 8 | 302-5 | Fitting - Grease | 3 |
| 9 | 256-259 | Bushing - Flange | 2 |
| 10 | 93-8961 | Arm - Accelerator Pedal | 1 |
| 11 | 3272-10 | Pin - Cotter | 2 |
| 12 | 283-30 | Pin - Clevis | 1 |
| 13 | 32120-47 | Ring - E | 1 |
| 14 | 283-85 | Pin - Clevis | 1 |
| 15 | 93-8969 | Pedal - Accelerator | 1 |
| 16 | 32151-56 | Ring - Retaining | 1 |
| 17 | 323-7 | Screw - Cap Hex. Hd. | 2 |
| 18 | 256-247 | Bushing - Flange | 2 |
| 19 | 94-3823 | Bell Crank | 1 |
| 20 | 3296-6 | Nut - Lock | 2 |
| 21 | 3256-26 | Washer - Flat | 1 |
| 22 | 3296-23 | Nut - Lock | 1 |

| Ref. No. | Part No. | Description | No. Used |
|----------|----------|-------------------------|----------|
| 23 | 68-3840 | Ball Joint | 2 |
| 24 | 3219-20 | Nut - Hex. LH | 2 |
| 25 | 94-3810 | Rod - Link | 1 |
| 26 | 256-155 | Bushing - Flange | 2 |
| 27 | 93-8965 | Pedal - Brake | 1 |
| 28 | 21-1830 | Spring - Tension | 1 |
| 29 | 32128-20 | Nut - Flange Lock | 1 |
| 30 | 3296-29 | Nut - Lock | 2 |
| 31 | 3290-321 | Screw - Hex. Flange Hd. | 2 |
| 32 | 55-7120 | Switch - Brake Light | 1 |
| 33 | 3296-2 | Nut - Lock | 2 |
| 34 | 94-3821 | Plate - Center, Frame | 1 |
| 35 | 87-2590 | Shaft - Brake | 1 |
| 36 | 322-5 | Screw - Cap Hex. Hd. | 2 |
| 37 | 3290-357 | Nut - Flange | 2 |
| 38 | 321-9 | Screw - Cap Hex. Hd. | 1 |
| 39 | 3256-22 | Washer - Flat | 3 |
| 40 | 87-7550 | Clamp - Tube | 2 |
| 41 | 3296-42 | Nut - Lock | 1 |
| 42 | 93-7098 | Cable - Accelerator | 1 |
| 43 | 94-5221 | Flap - Master Cylinder | 1 |
| 44 | 87-6620 | Screw - Torx Pan Hd. | 2 |

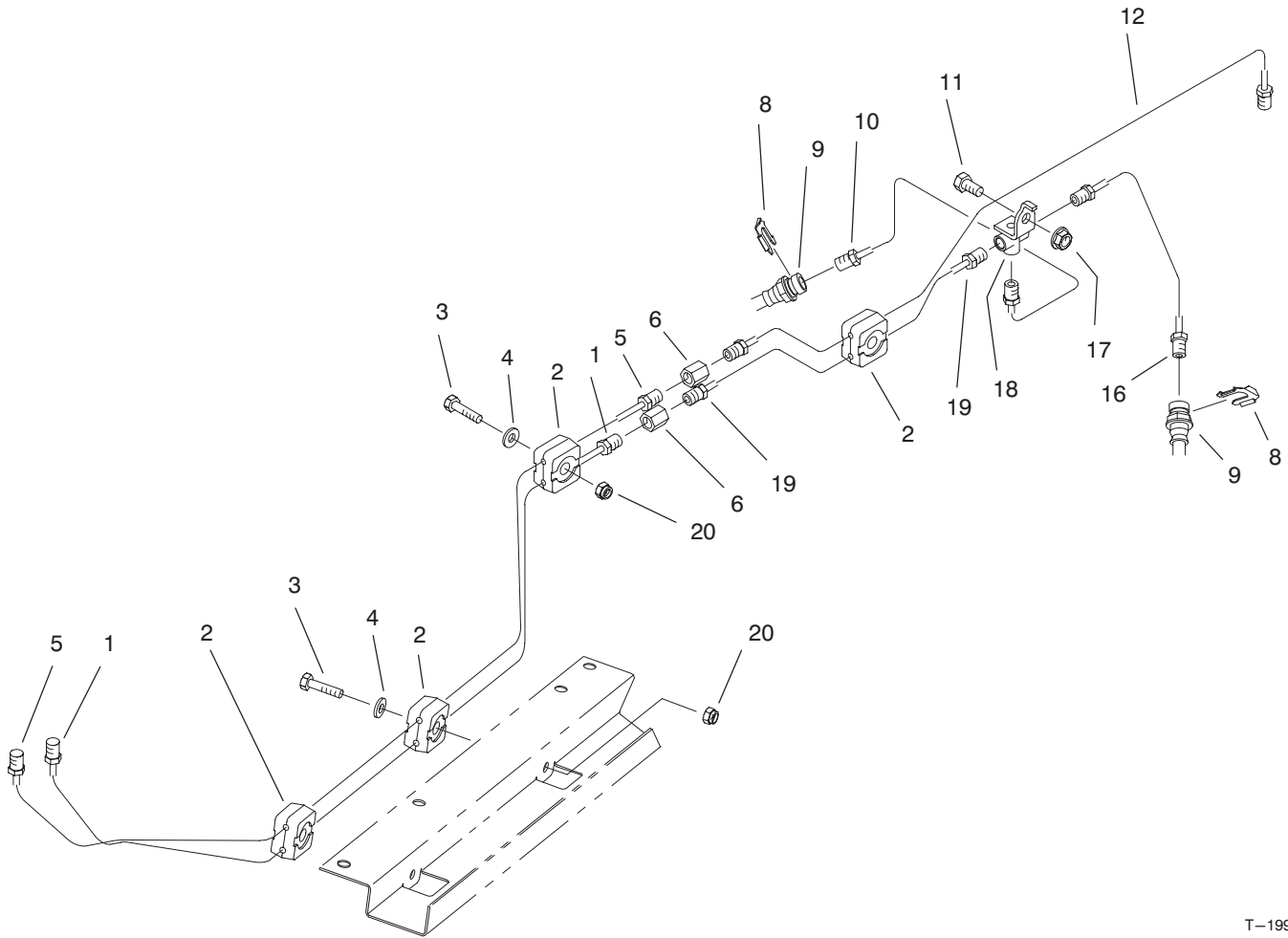


T-2339-1

MASTER BRAKE CYLINDER NO. 94-3800

| Ref. No. | Part No. | Description | No. Used |
|----------|----------|--|----------|
| 1 | 87-3040 | Reservoir - Master Cylinder (Incl. Ref. #12) | 1 |
| 2 | 93-8971 | Seal - Port, Flange | 2 |
| 3 | 92-4103 | Pin - Stop | 1 |
| 4 | 92-4102 | Secondary Piston Assembly | 1 |
| 5 | 92-4110 | Clevis | 1 |
| 6 | 21-0360 | Nut - Hex. | 1 |

| Ref. No. | Part No. | Description | No. Used |
|----------|----------|-------------------------|----------|
| 7 | 94-5209 | Cover - Dust | 1 |
| 8 | 94-5210 | Rod - Push | 1 |
| 9 | 92-4109 | Circlip | 1 |
| 10 | 92-4108 | Washer - Retainer | 1 |
| 11 | 92-4101 | Primary Piston Assembly | 1 |
| 12 | 92-4112 | Cap Assembly | 1 |



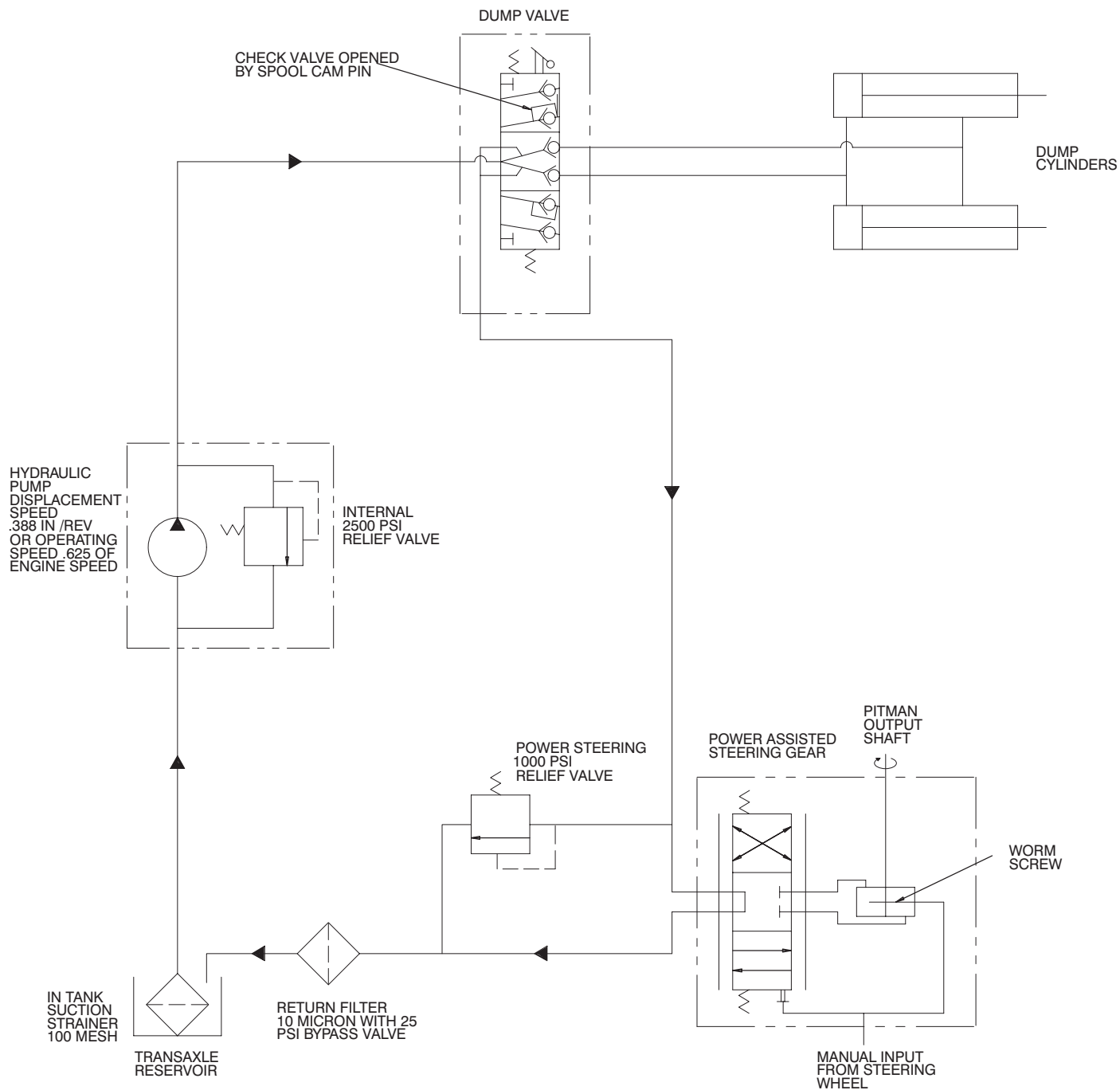
T-1990

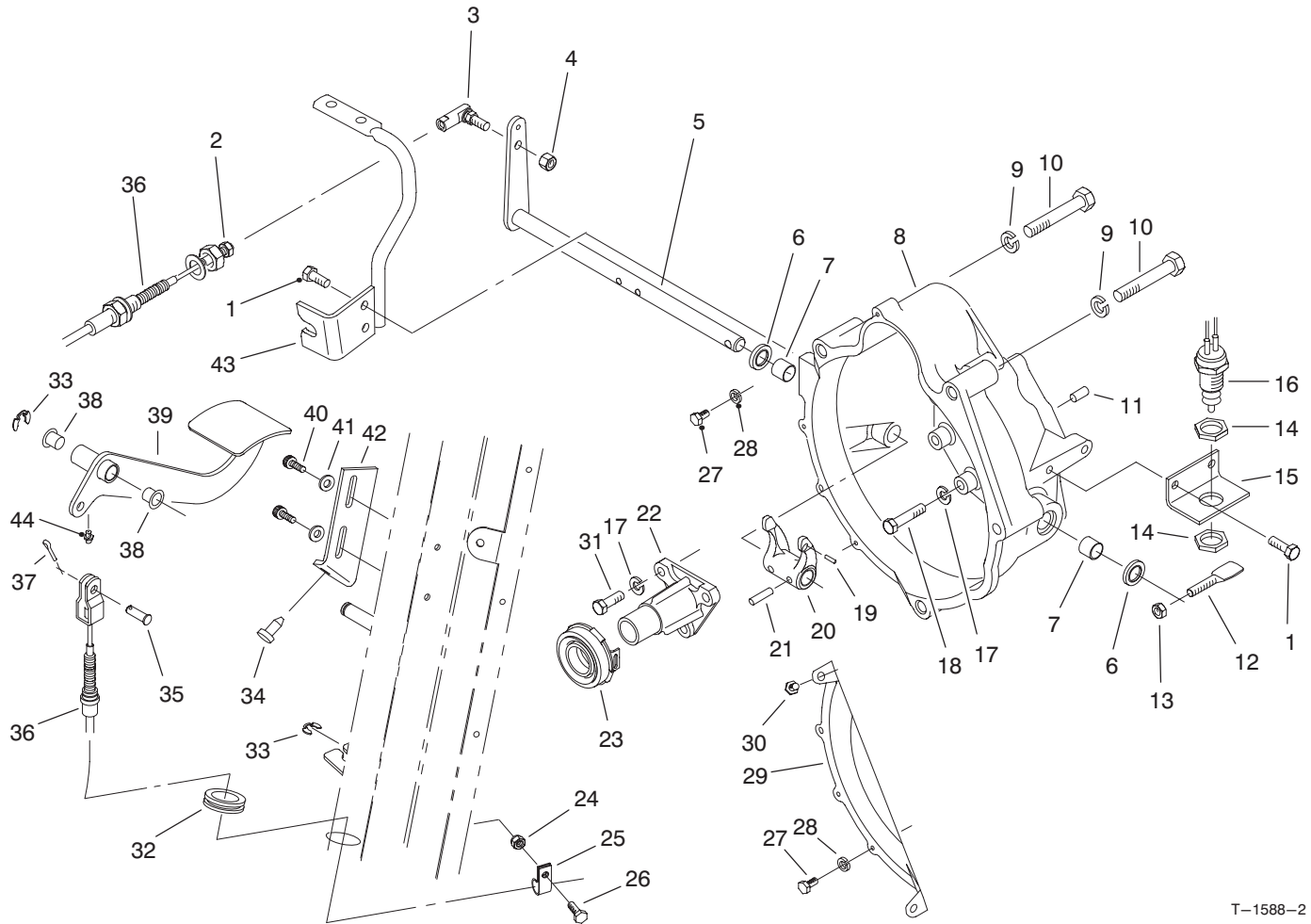
HYDRAULIC BRAKE LINE ROUTING ASSEMBLY

| Ref. No. | Part No. | Description | No. Used |
|----------|----------|-----------------------|----------|
| 1 | 94-3820 | Tube - Brake Front | 1 |
| 2 | 87-7660 | Clamp - Brake Line | 8 |
| 3 | 321-9 | Screw - Cap Hex. Hd. | 4 |
| 4 | 3256-22 | Washer - Flat | 5 |
| 5 | 94-3819 | Tube - Brake Rear | 1 |
| 6 | 87-3570 | Fitting - Union | 2 |
| 8 | 87-3580 | Retainer - Brake Hose | 2 |
| 9 | 93-7059 | Hose - Brake Front | 2 |

| Ref. No. | Part No. | Description | No. Used |
|----------|----------|-----------------------|----------|
| 10 | 93-7081 | Tube - Brake Front RH | 1 |
| 11 | 322-2 | Screw - Cap Hex. Hd. | 1 |
| 12 | 94-3842 | Tube - Brake Rear | 1 |
| 16 | 93-7082 | Tube - Brake Front LH | 1 |
| 17 | 32128-20 | Nut - Flange | 1 |
| 18 | 87-3560 | Tee - Brake Line | 1 |
| 19 | 93-7085 | Tube - Brake Front | 1 |
| 20 | 3296-42 | Nut - Lock | 4 |

HYDRAULIC SCHEMATIC



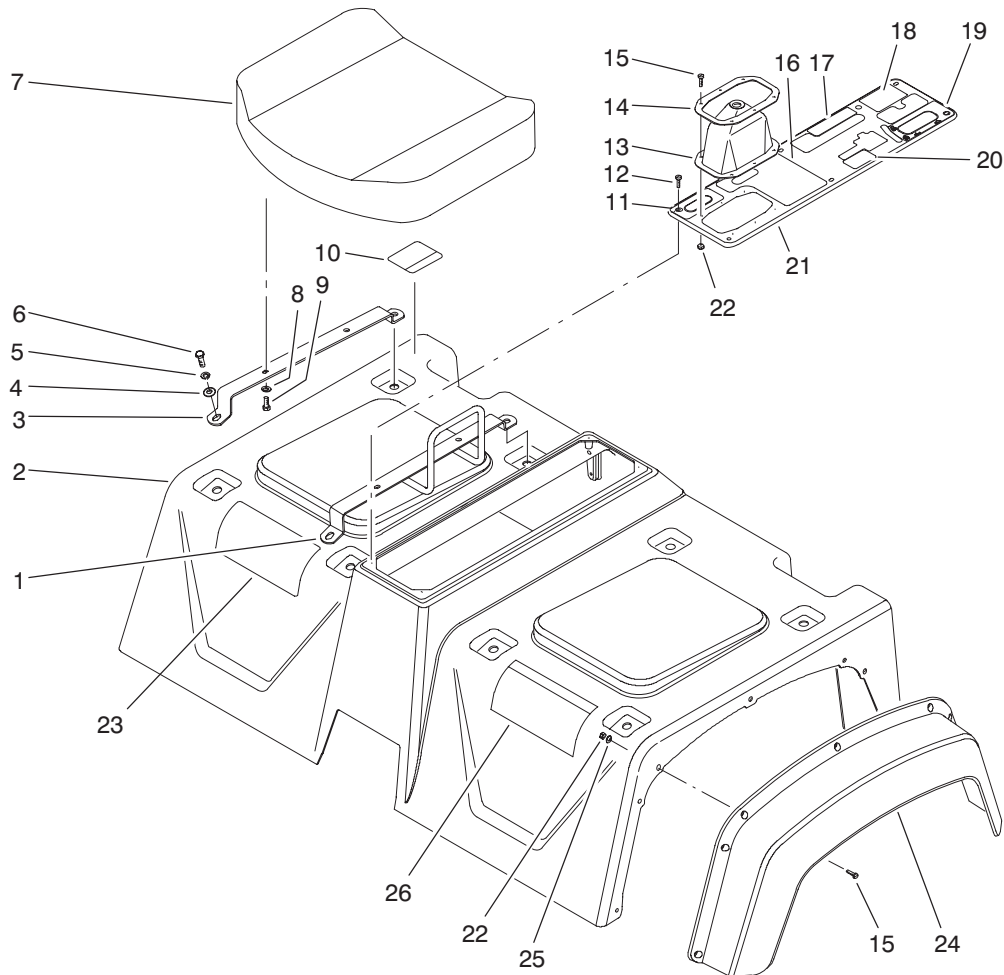


T-1588-2

CLUTCH LINKAGE ASSEMBLY

| Ref. No. | Part No. | Description | No. Used |
|----------|----------|----------------------|----------|
| 1 | 66-3160 | Screw - Cap Hex. Hd. | 2 |
| 2 | 3220-2 | Nut - Jam | 1 |
| 3 | 2411-33 | Joint - Ball | 1 |
| 4 | 3296-4 | Nut - Lock | 1 |
| 5 | 87-5290 | Shaft - Release | 1 |
| 6 | 87-1920 | Shaft - Shaft | 2 |
| 7 | 87-3770 | Bushing - Sleeve | 2 |
| 8 | 93-7121 | Housing - Bell | 1 |
| 9 | 3253-22 | Washer - Lock | 4 |
| 10 | 56-2150 | Screw - Cap Hex. Hd. | 4 |
| 11 | 87-1910 | Pin - Alignment | 2 |
| 12 | 87-5360 | Lever | 1 |
| 13 | 3296-29 | Nut - Lock | 1 |
| 14 | 3218-20 | Nut - Jam | 2 |
| 15 | 87-5350 | Bracket - Switch | 1 |
| 16 | 87-5490 | Switch - Neutral | 1 |
| 17 | 42-9850 | Washer - Lock | 12 |
| 18 | 42-9530 | Screw - Cap Hex. Hd. | 9 |
| 19 | 32121-7 | Pin - Roll | 1 |
| 20 | 87-5300 | Fork - Clutch | 1 |
| 21 | 32121-24 | Pin - Roll | 2 |
| 22 | 87-5320 | Guide - Release | 1 |
| 23 | 87-2100 | Bearing - Release | 1 |

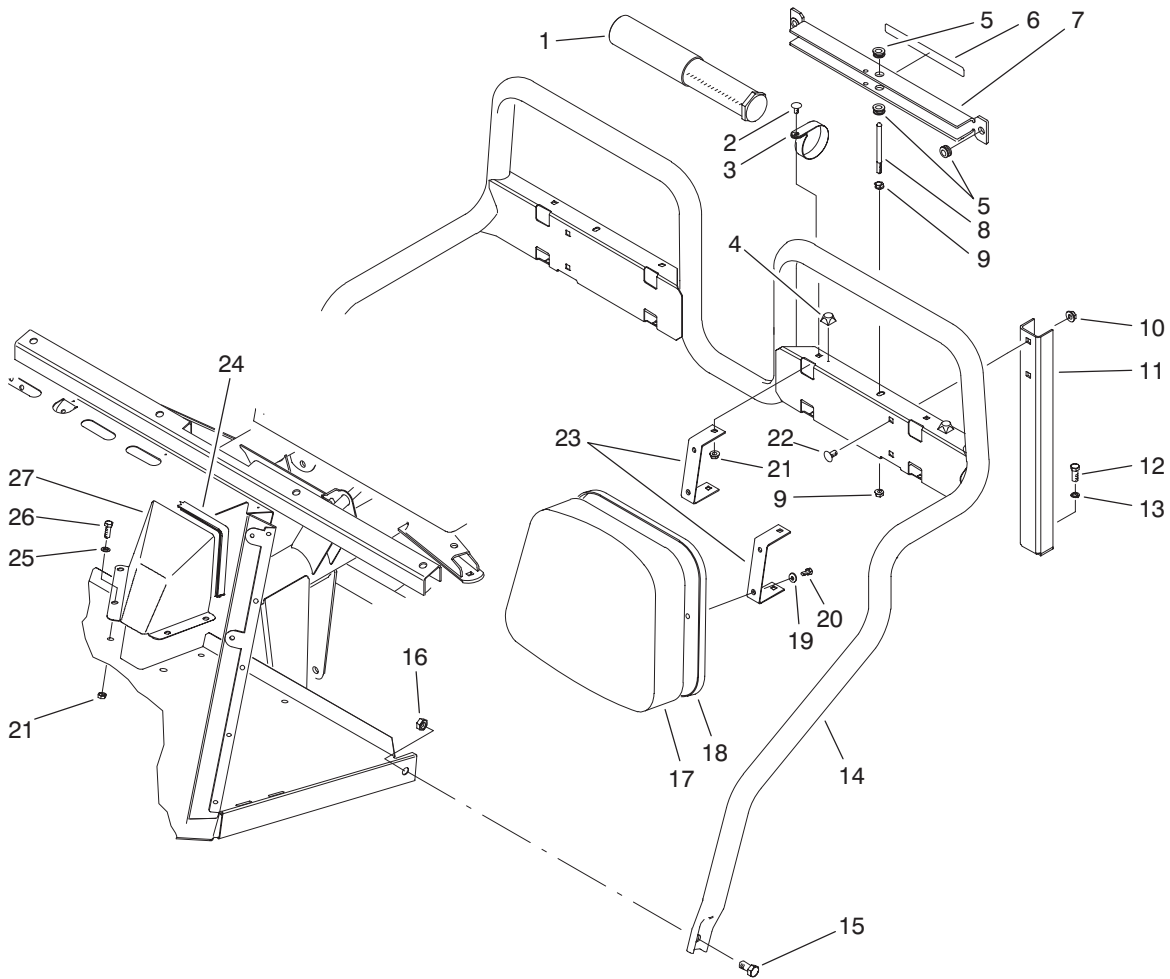
| Ref. No. | Part No. | Description | No. Used |
|----------|----------|--|----------|
| 24 | 32128-33 | Nut - Flange Lock | 1 |
| 25 | 2412-89 | Clamp - R | 1 |
| 26 | 321-4 | Screw - Cap Hex. Hd. | 1 |
| 27 | 48-7610 | Screw - Cap Hex. Hd. | 4 |
| 28 | 3253-3 | Washer - Lock | 4 |
| 29 | 92-1938 | Cover - Bell Housing | 1 |
| 30 | 92-2129 | Screw - Cap Hex. Hd. | 2 |
| 31 | 57-6380 | Screw - Cap Hex. Hd. | 3 |
| 32 | 240-5 | Grommet | 1 |
| 33 | 32120-47 | Ring - E | 2 |
| 34 | 87-8460 | Bumper | 1 |
| 35 | 283-30 | Pin - Clevis | 1 |
| 36 | 93-7091 | Clutch Cable Assembly (Incl. Ref. #2) | 1 |
| 37 | 3272-10 | Pin - Cotter | 1 |
| 38 | 256-156 | Bushing - Flange | 2 |
| 39 | 93-8958 | Pedal - Clutch | 1 |
| 40 | 87-6620 | Screw - Torx Pan Hd. | 2 |
| 41 | 3256-22 | Washer - Flat | 2 |
| 42 | 87-8710 | Tab - Clutch | 1 |
| 43 | 87-8480 | Bracket - Clutch | 1 |
| 44 | 302-5 | Filling - Grease | 1 |



T-2622

SEAT BASE ASSEMBLY

| Ref. No. | Part No. | Description | No. Used | Ref. No. | Part No. | Description | No. Used |
|----------|----------|--------------------------------------|----------|----------|----------|---|----------|
| 1 | 87-6890 | Hold - Hand | 1 | 17 | 92-5311 | Decal - Differential Lock (Japan) | 1 |
| 2 | 92-4199 | Skirt Assembly (Incl. Ref. #10 & 26) | 1 | 18 | 92-2609 | Decal - Remote Hydraulics (Japan) | 1 |
| 3 | 87-3800 | Bracket - Seat Bottom | 3 | 18 | 92-5346 | Decal - Remote Hydraulics (Japan) | 1 |
| 4 | 3256-23 | Washer - Flat | 8 | 19 | 87-6010 | Decal - Dump Hydraulics (Japan) | 1 |
| 5 | 3253-4 | Washer - Lock | 8 | 19 | 92-5353 | Decal - Dump Hydraulics (Japan) | 1 |
| 6 | 322-5 | Screw - Cap Hex. Hd. | 8 | 20 | 87-6020 | Decal - Parking Brake (Japan) | 1 |
| 7 | 87-5060 | Cushion - Seat Bottom | 2 | 20 | 92-5304 | Decal - Parking Brake (Japan) | 1 |
| 8 | 3256-22 | Washer - Flat | 8 | 21 | 87-8080 | Console Plate Assembly (Incl. Ref. #11 & 16-20) | 1 |
| 9 | 321-4 | Screw - Cap Hex. Hd. | 8 | 22 | 3296-2 | Nut - Lock | 20 |
| 10 | 87-5930 | Decal - Caution | 1 | 23 | 87-9100 | Decal - Quick Reference (Japan) | 1 |
| 10 | 92-5325 | Decal - Caution (Japan) | 1 | 23 | 94-1218 | Decal - Quick Reference (Japan) | 1 |
| 11 | 87-5960 | Decal - Axle Range | 1 | 24 | 87-9480 | Fender - Front | 2 |
| 11 | 92-5318 | Decal - Axle Range (Japan) | 1 | 25 | 3256-61 | Washer - Flat | 14 |
| 12 | 32144-52 | Screw - Hex. Hd. | 6 | 26 | 87-5920 | Decal - Danger | 1 |
| 13 | 87-8620 | Boot - Shift | 1 | 26 | 92-6408 | Decal - Danger (Japan) | 1 |
| 14 | 87-3760 | Plate - Shift Boot | 1 | | | | |
| 15 | 3250-13 | Screw - Hex. Hd. | 20 | | | | |
| 16 | 87-5970 | Decal - PTO | 1 | | | | |
| 16 | 92-5360 | Decal - PTO (Japan) | 1 | | | | |
| 17 | 87-6000 | Decal - Differential Lock | 1 | | | | |

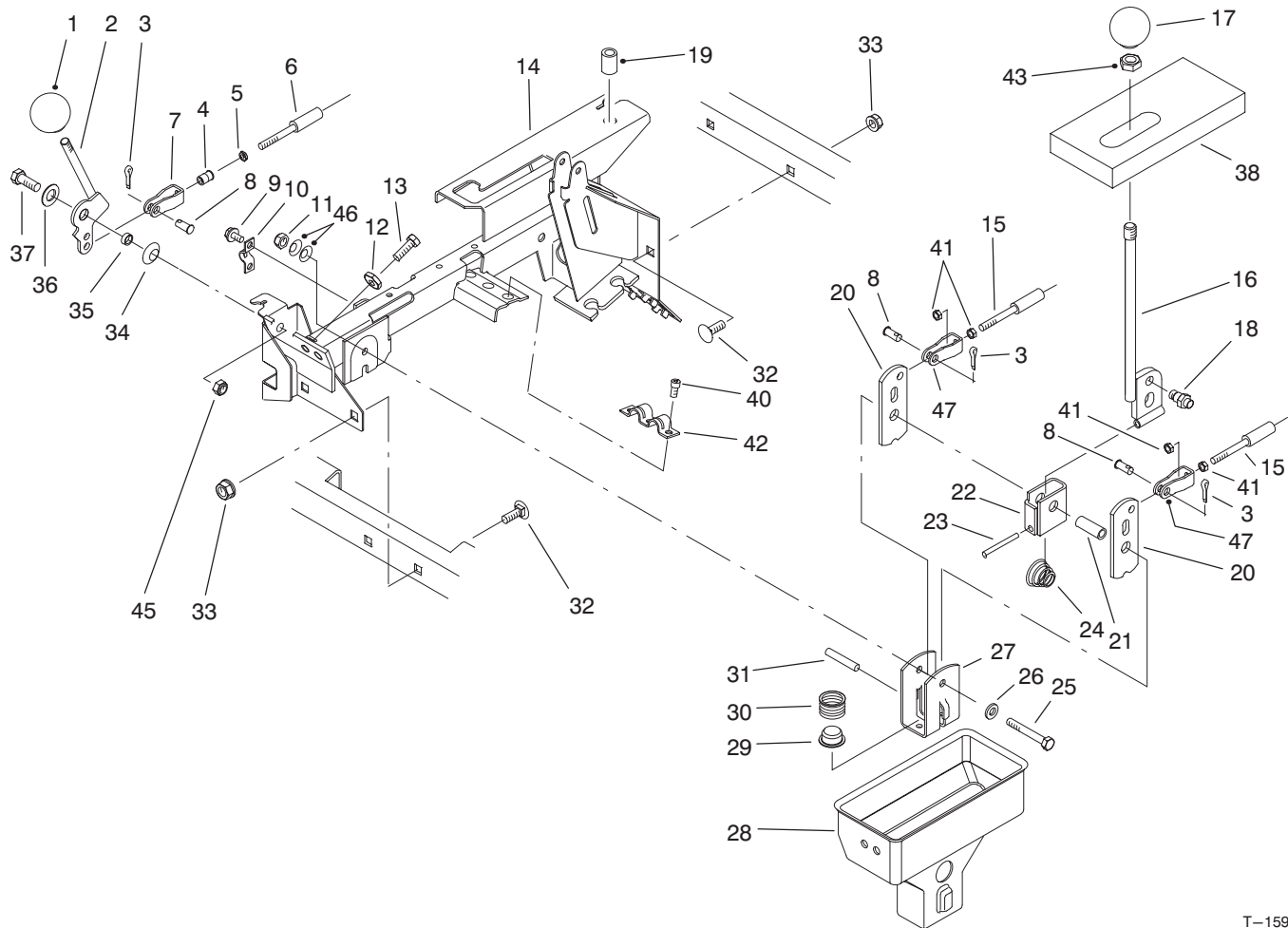


T-2009

SEAT BACK ASSEMBLY

| Ref. No. | Part No. | Description | No. Used |
|----------|----------|---|----------|
| 1 | 74-0720 | Tube - Manual | 1 |
| 2 | 3230-18 | Bolt - Carriage | 8 |
| 3 | 2412-133 | Clamp - R | 2 |
| 4 | 111071 | Bumper | 2 |
| 5 | 92-5972 | Grommet | 4 |
| 6 | 87-7930 | Decal - Danger | 1 |
| 6 | 92-6415 | Decal - Danger (Japan) | 1 |
| 7 | 87-7950 | Bed Support Assembly (Incl. Ref. #5 & 6) | 1 |
| 8 | 87-7940 | Stud | 1 |
| 9 | 32128-44 | Nut - Flange Lock | 2 |
| 10 | 3290-357 | Nut - Flange Lock | 4 |
| 11 | 87-2510 | Bracket - Seat Frame | 2 |
| 12 | 323-6 | Screw - Cap Hex. Hd. | 2 |
| 13 | 3253-21 | Washer - Lock | 2 |

| Ref. No. | Part No. | Description | No. Used |
|----------|----------|-----------------------|----------|
| 14 | 87-6170 | Frame - Seat | 1 |
| 15 | 325-4 | Screw - Cap Hex. Hd. | 2 |
| 16 | 3296-23 | Nut - Lock | 2 |
| 17 | 87-6290 | Cushion - Seat Back | 2 |
| 18 | 87-6280 | Plate - Seat Back | 2 |
| 19 | 3256-22 | Washer - Flat | 8 |
| 20 | 321-4 | Screw - Cap Hex. Hd. | 8 |
| 21 | 32128-20 | Nut - Flange Lock | 12 |
| 22 | 3231-21 | Bolt - Carriage | 4 |
| 23 | 87-6240 | Bracket - Seat Back | 4 |
| 24 | 87-0710 | Trim | 1 |
| 25 | 3256-23 | Washer - Flat | 4 |
| 26 | 322-3 | Screw - Cap Hex. Hd. | 4 |
| 27 | 87-9650 | Cover - Steering Gear | 1 |

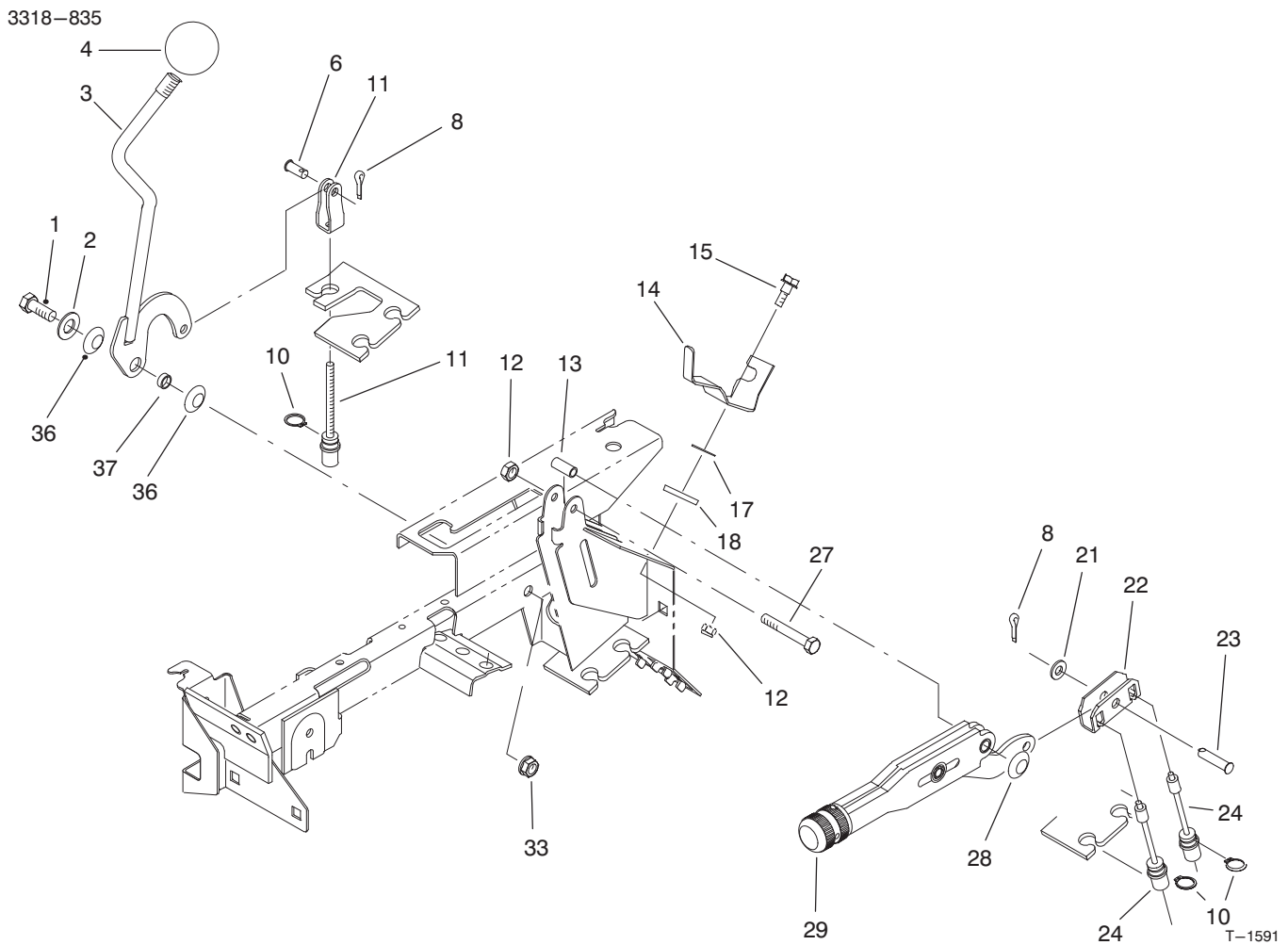


T-1590

HI-LO & SHIFT LEVER ASSEMBLIES

| Ref. No. | Part No. | Description | No. Used |
|----------|----------|---|----------|
| 1 | 233-37 | Knob | 1 |
| 2 | 87-4350 | Lever - Hi-Lo | 1 |
| 3 | 3272-6 | Pin - Cotter | 3 |
| 4 | 32148-15 | Insert - Threaded | 1 |
| 5 | 3219-14 | Nut | 1 |
| 6 | 93-7106 | Hi-Lo Cable Assembly (Incl. Ref. #5) | 1 |
| 7 | 87-7160 | Assembly - Clevis, Cable (Incl. Ref. #4) | 1 |
| 8 | 283-62 | Pin - Clevis | 3 |
| 9 | 32144-4 | Screw - Hex. Washer Hd. | 2 |
| 10 | 87-4340 | Clamp - Cable | 1 |
| 11 | 3296-58 | Nut - Lock | 1 |
| 12 | 3220-3 | Nut - Jam | 2 |
| 13 | 3211-8 | Screw - Cap Hex. Hd. | 2 |
| 14 | 94-5202 | Lever Support Assembly (Incl. Ref. #19) | 1 |
| 15 | 93-7105 | Cable Assembly (Incl. Ref. #41) | 2 |
| 16 | 87-2040 | Lever - Shift | 1 |
| 17 | 87-6720 | Knob | 1 |
| 18 | 87-3650 | Pin - Shift | 1 |
| 19 | 32148-7 | Nut - Clinch | 2 |
| 20 | 87-3540 | Link - Shift | 2 |
| 21 | 87-2520 | Tube - Pivot | 1 |

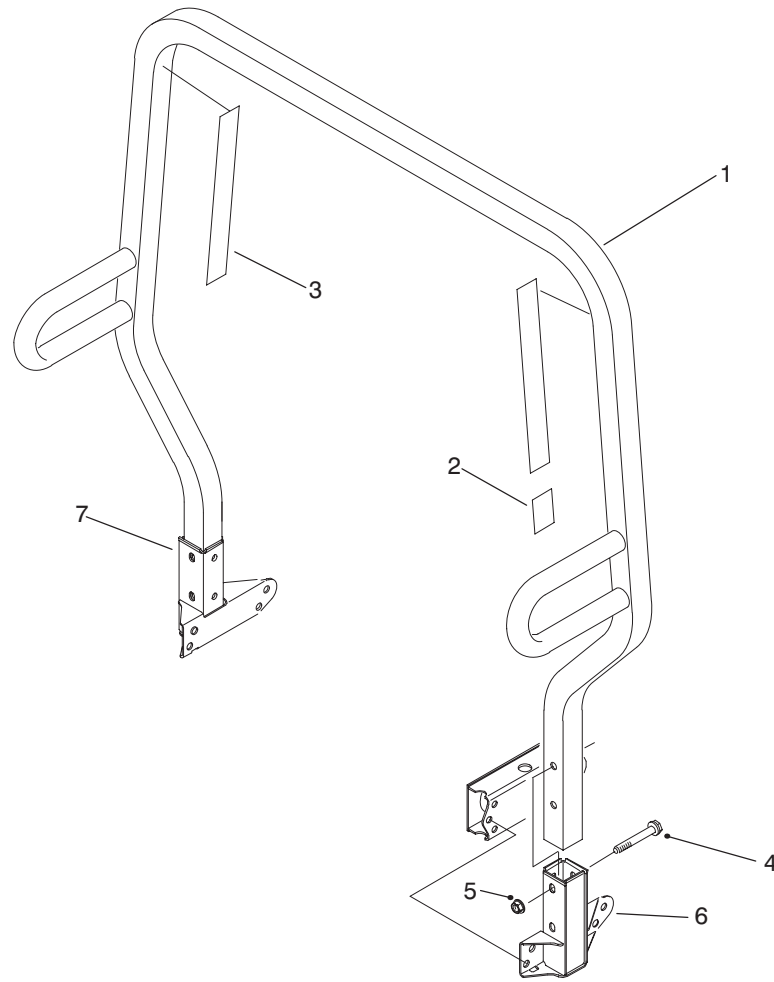
| Ref. No. | Part No. | Description | No. Used |
|----------|----------|-------------------------|----------|
| 22 | 87-6040 | Bracket - Shifter | 1 |
| 23 | 32121-48 | Pin - Roll | 1 |
| 24 | 87-2900 | Spring - Compression | 1 |
| 25 | 322-12 | Screw - Cap Hex. Hd. | 1 |
| 26 | 87-8640 | Washer - Flat | 1 |
| 27 | 87-3520 | Clevis | 1 |
| 28 | 87-2260 | Boot - Shift Lower | 1 |
| 29 | 87-3530 | Button - Shifter | 1 |
| 30 | 87-3660 | Spring - Compression | 1 |
| 31 | 3290-507 | Pin - Dowel | 1 |
| 32 | 3231-21 | Bolt - Carriage | 4 |
| 33 | 3290-357 | Nut - Flange Lock | 4 |
| 34 | 3290-221 | Washer - Spring | 1 |
| 35 | 76-9100 | Spacer - Hi-Lo Lever | 1 |
| 36 | 49-9150 | Washer - Flat | 1 |
| 37 | 323-6 | Screw - Cap Hex. Hd. | 1 |
| 38 | 87-6570 | Foam - Seal | 1 |
| 40 | 65-5220 | Screw - Hex. Socket Hd. | 3 |
| 41 | 3220-1 | Nut - Jam | 4 |
| 42 | 87-4960 | Clamp - Cable | 1 |
| 43 | 3218-18 | Nut - Jam | 1 |
| 45 | 3296-39 | Nut - Lock | 1 |
| 46 | 3290-456 | Washer - Belleville | 2 |
| 47 | 87-2310 | Clevis - Cable | 2 |



DIFFERENTIAL LOCK & PARKING BRAKE ASSEMBLIES

| Ref. No. | Part No. | Description | No. Used |
|----------|----------|---------------------------|----------|
| 1 | 323-6 | Screw - Cap Hex. Hd. | 1 |
| 2 | 49-9150 | Washer - Flat | 1 |
| 3 | 87-5030 | Lever - Differential Lock | 1 |
| 4 | 233-48 | Knob | 1 |
| 6 | 283-62 | Pin - Clevis | 1 |
| 8 | 3272-6 | Pin - Cotter | 1 |
| 10 | 32120-47 | Ring - Retaining | 3 |
| 11 | 87-4460 | Differential Lock Cable | 1 |
| 12 | 3296-42 | Nut - Lock | 1 |
| 13 | 87-4710 | Spacer - Barking Brake | 1 |
| 14 | 87-6640 | Lever - Dump Stop | 1 |
| 15 | 42-3560 | Screw - Shoulder | 1 |

| Ref. No. | Part No. | Description | No. Used |
|----------|----------|-------------------------|----------|
| 17 | 3290-478 | Washer - Belleville | 1 |
| 18 | 71-5320 | Washer - Flat | 1 |
| 21 | 3256-23 | Washer - Flat | 1 |
| 22 | 87-3480 | Plate - Brake Equalizer | 1 |
| 23 | 94-3829 | Pin - Clevis | 1 |
| 24 | 93-7107 | Cable - Parking Brake | 2 |
| 27 | 321-9 | Screw - Cap Hex. Hd. | 1 |
| 28 | 3290-477 | Washer - Curved | 1 |
| 29 | 87-2710 | Lever - Parking Brake | 1 |
| 33 | 3296-39 | Nut - Lock | 1 |
| 36 | 3290-221 | Washer - Spring | 2 |
| 37 | 76-2290 | Spacer | 1 |

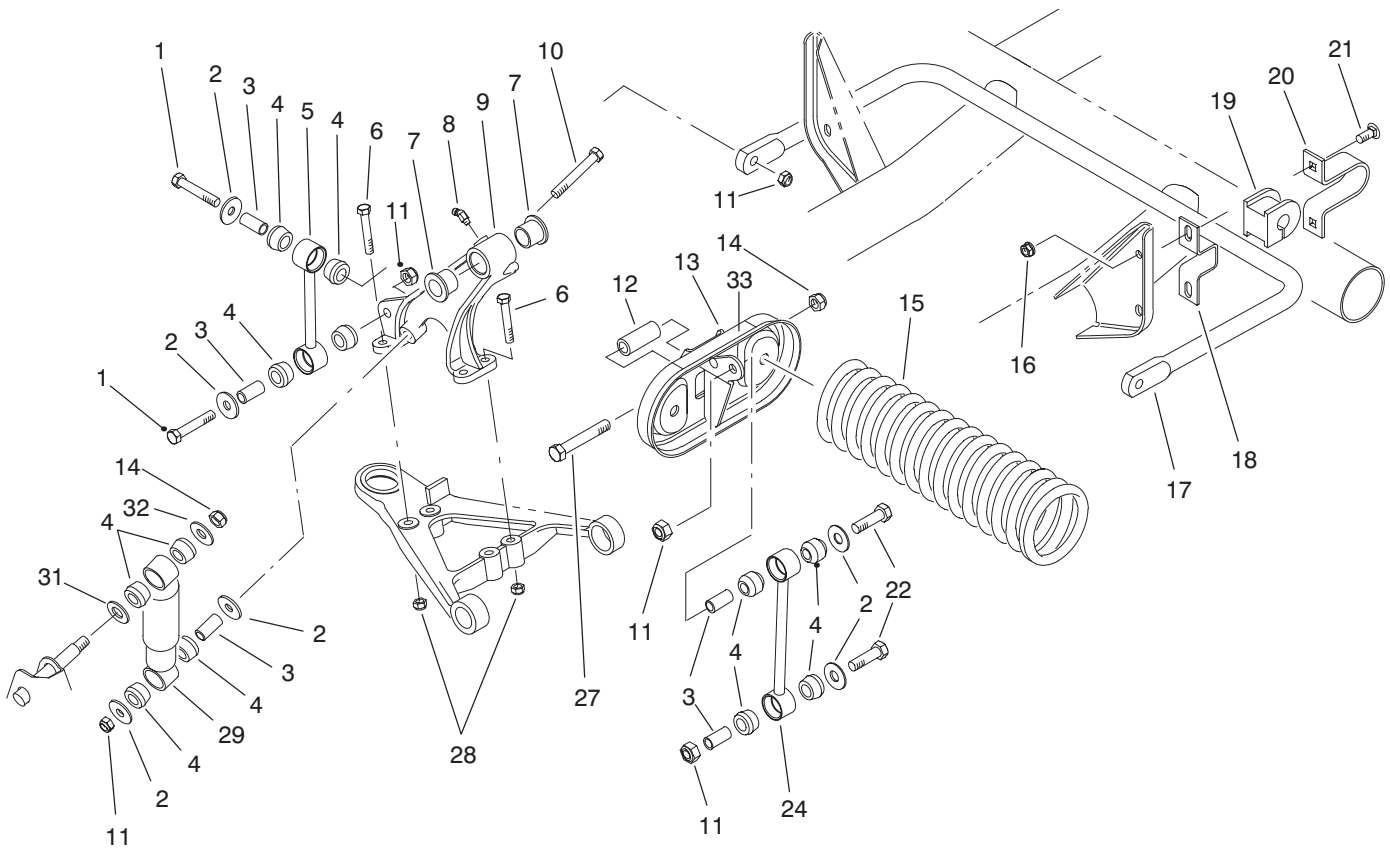


T-1592

R.O.P.S. ASSEMBLY

| Ref. No. | Part No. | Description | No. Used |
|----------|----------|---|----------|
| 1 | 87-7090 | Assembly - Frame, R.O.P.S. (Incl. Ref. #2 & 3) | 1 |
| 2 | 87-5940 | Decal - Rollover | 1 |
| 2 | 92-5388 | Decal - Rollover (Japan) | 1 |
| 3 | 87-5980 | Decal - ROPS | 2 |

| Ref. No. | Part No. | Description | No. Used |
|----------|----------|-------------------------|----------|
| 3 | 92-5381 | Decal - ROPS (Japan) | 2 |
| 4 | 3234-40 | Screw - Hex. Flange Hd. | 4 |
| 5 | 32128-23 | Nut - Flange Lock | 4 |
| 6 | 87-6950 | Receiver - LH | 1 |
| 7 | 87-6960 | Receiver - RH | 1 |



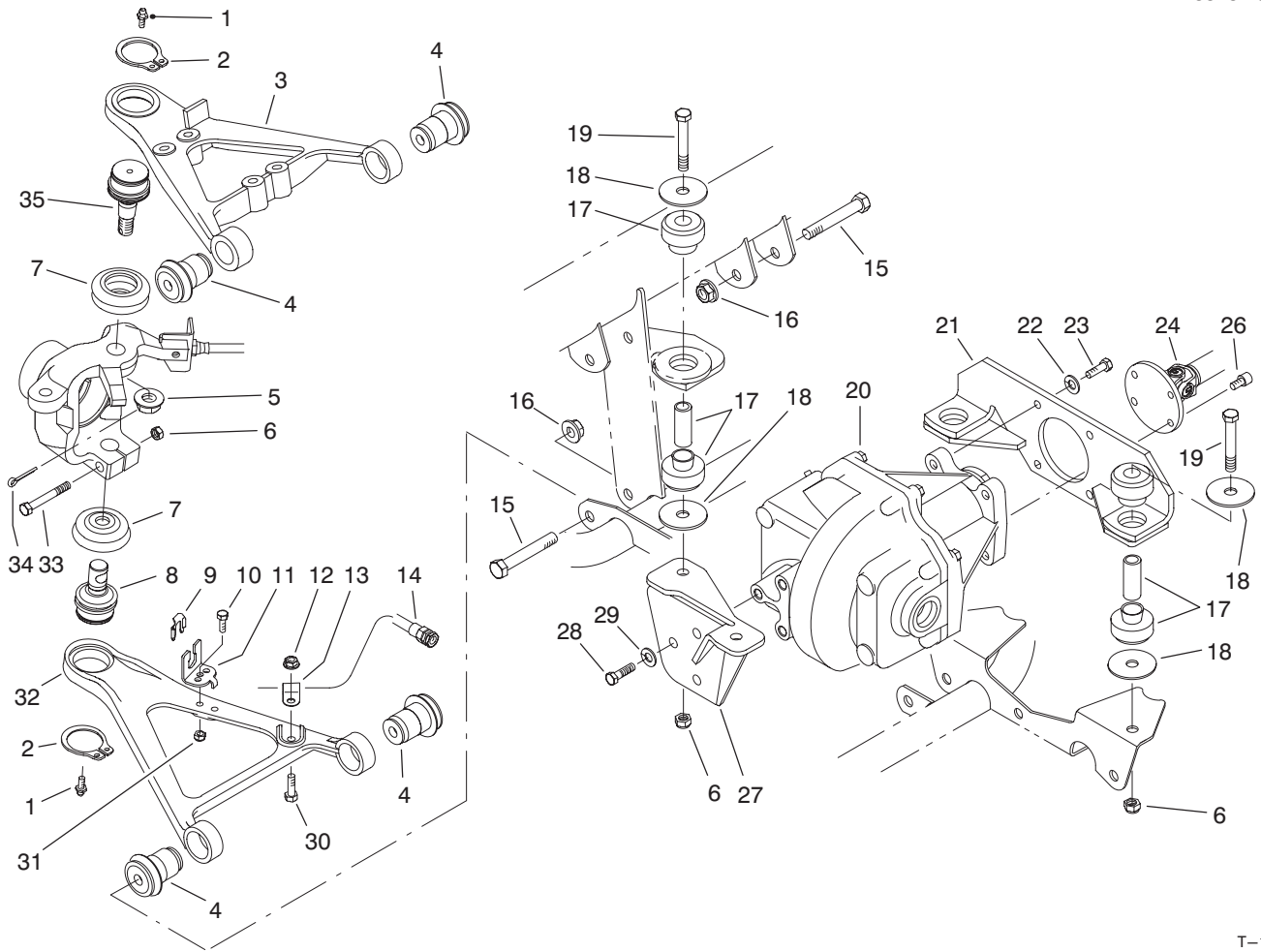
T-1593

FRONT SUSPENSION ASSEMBLY

| Ref. No. | Part No. | Description | No. Used |
|----------|----------|--|----------|
| 1 | 324-10 | Screw - Cap Hex. Hd. | 4 |
| 2 | 87-5330 | Washer | 8 |
| 3 | 87-3600 | Spacer | 10 |
| 4 | 87-3920 | Bushing - Rubber | 16 |
| 5 | 87-3860 | Link - Anti-Sway Bar | 2 |
| 6 | 323-12 | Screw - Cap Hex. Hd. | 8 |
| 7 | 33-3090 | Bushing - Flange | 4 |
| 8 | 302-11 | Fitting - Grease | 1 |
| 9 | 87-0150 | Tower - Control Arm RH | 1 |
| * | 87-0160 | Tower - Control Arm LH | 1 |
| 10 | 324-13 | Screw - Cap Hex. Hd. | 2 |
| 11 | 3296-48 | Nut - Lock | 10 |
| 12 | 87-2500 | Sleeve - Spring Pivot | 2 |
| 13 | 87-7150 | Assembly - Cradle, Spring (Incl. Ref. #33) | 2 |
| 14 | 3296-23 | Nut - Lock | 4 |

| Ref. No. | Part No. | Description | No. Used |
|----------|----------|-------------------------|----------|
| 15 | 87-0690 | Spring - Compression | 2 |
| 16 | 3290-357 | Nut - Flange Lock | 4 |
| 17 | 87-3850 | Bar - Anti-Sway | 1 |
| 18 | 87-3890 | Bracket - Anti-Sway Bar | 2 |
| 19 | 87-3910 | Bushing - Anti-Sway Bar | 2 |
| 20 | 87-4010 | Clamp - Anti-Sway Bar | 2 |
| 21 | 3231-3 | Bolt - Carriage | 4 |
| 22 | 324-9 | Screw - Cap Hex. Hd. | 4 |
| 24 | 87-2480 | Link - Stabilizer | 2 |
| 27 | 325-13 | Screw - Cap Hex. Hd. | 4 |
| 28 | 3296-39 | Nut - Lock | 8 |
| 29 | 87-3110 | Absorber - Shock | 2 |
| 31 | 3256-27 | Washer - Flat | 2 |
| 32 | 3256-6 | Washer - Flat | 2 |
| 33 | 44-0760 | Decal - Warning | 2 |
| 33 | 92-6493 | Decal - Warning | 2 |

*Not Illustrated



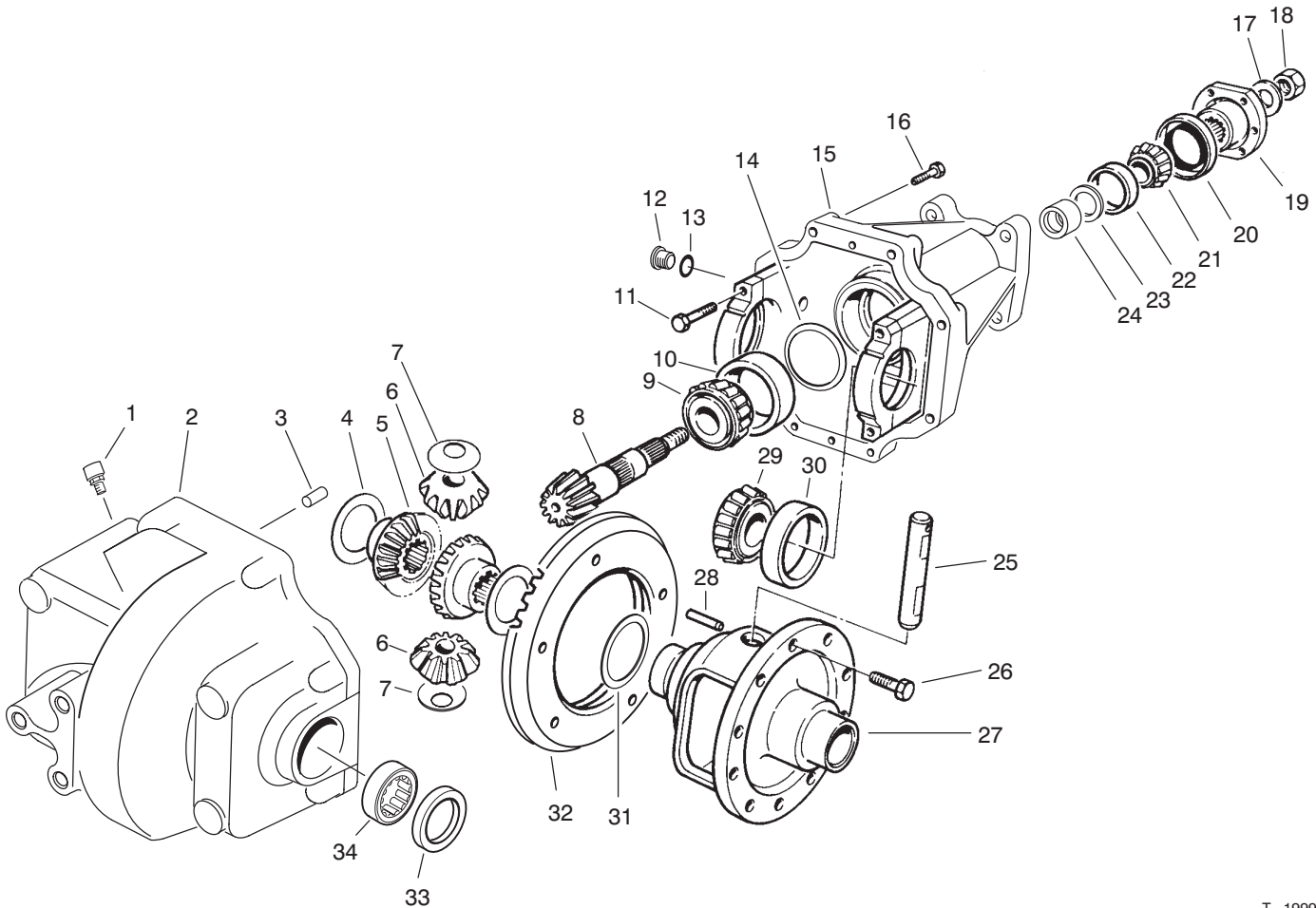
T-1991

FRONT SUSPENSION CONTROL ARM ASSEMBLY

| Ref. No. | Part No. | Description | No. Used |
|----------|-----------|------------------------|----------|
| 1 | 302-5 | Fitting - Grease | 4 |
| 2 | 32151-104 | Ring - Retaining | 4 |
| 3 | 93-7135 | Arm - Control Upper RH | 1 |
| * | 93-7133 | Arm - Control Upper LH | 1 |
| 4 | 87-1450 | Bushing - Flange | 8 |
| 5 | 32136-2 | Nut - Hex. Slotted | 2 |
| 6 | 3296-48 | Nut - Lock | 6 |
| 7 | 87-2420 | Seal - Lower Ball | 4 |
| 8 | 93-7052 | Joint - Ball | 2 |
| 9 | 87-3580 | Retainer | 2 |
| 10 | 321-6 | Screw - Cap Hex. Hd. | 2 |
| 11 | 93-7070 | Bracket - Brake Hose | 2 |
| 12 | 32128-20 | Nut - Lock | 2 |
| 13 | 2412-10 | Clamp - R | 2 |
| 14 | 93-7059 | Hose - Brake Front | 2 |
| 15 | 325-13 | Screw - Cap Hex. Hd. | 8 |
| 16 | 3296-23 | Nut - Hex. | 8 |
| 17 | 87-4970 | Engine Mount Assembly | 4 |

| Ref. No. | Part No. | Description | No. Used |
|----------|----------|-------------------------------|----------|
| 18 | 87-5100 | Washer - Snubbing | 8 |
| 19 | 324-12 | Screw - Cap Hex. Hd. | 4 |
| 20 | 93-7054 | Front Differential Assembly | 1 |
| 21 | 93-7074 | Mount - Differential Rear | 1 |
| 22 | 3253-21 | Washer - Lock | 4 |
| 23 | 323-7 | Screw - Cap Hex. Hd. | 4 |
| 24 | 93-7116 | Differential Driveshaft Assy. | 1 |
| 26 | 3274-97 | Screw - Socket Hex. Hd. | 6 |
| 27 | 93-7118 | Bracket - Differential Front | 1 |
| 28 | 324-5 | Screw - Cap Hex. Hd. | 3 |
| 29 | 3253-6 | Washer - Lock | 3 |
| 30 | 322-5 | Screw - Cap Hex. Hd. | 2 |
| 31 | 3296-42 | Nut - Lock | 2 |
| 32 | 87-0210 | Arm - Control Lower RH | 1 |
| * | 87-0220 | Arm - Control Lower LH | 1 |
| 33 | 324-11 | Screw - Cap Hex. Hd. | 2 |
| 34 | 3272-11 | Pin - Cotter | 2 |
| 35 | 87-1430 | Joint - Upper Ball | 2 |

*Not Illustrated

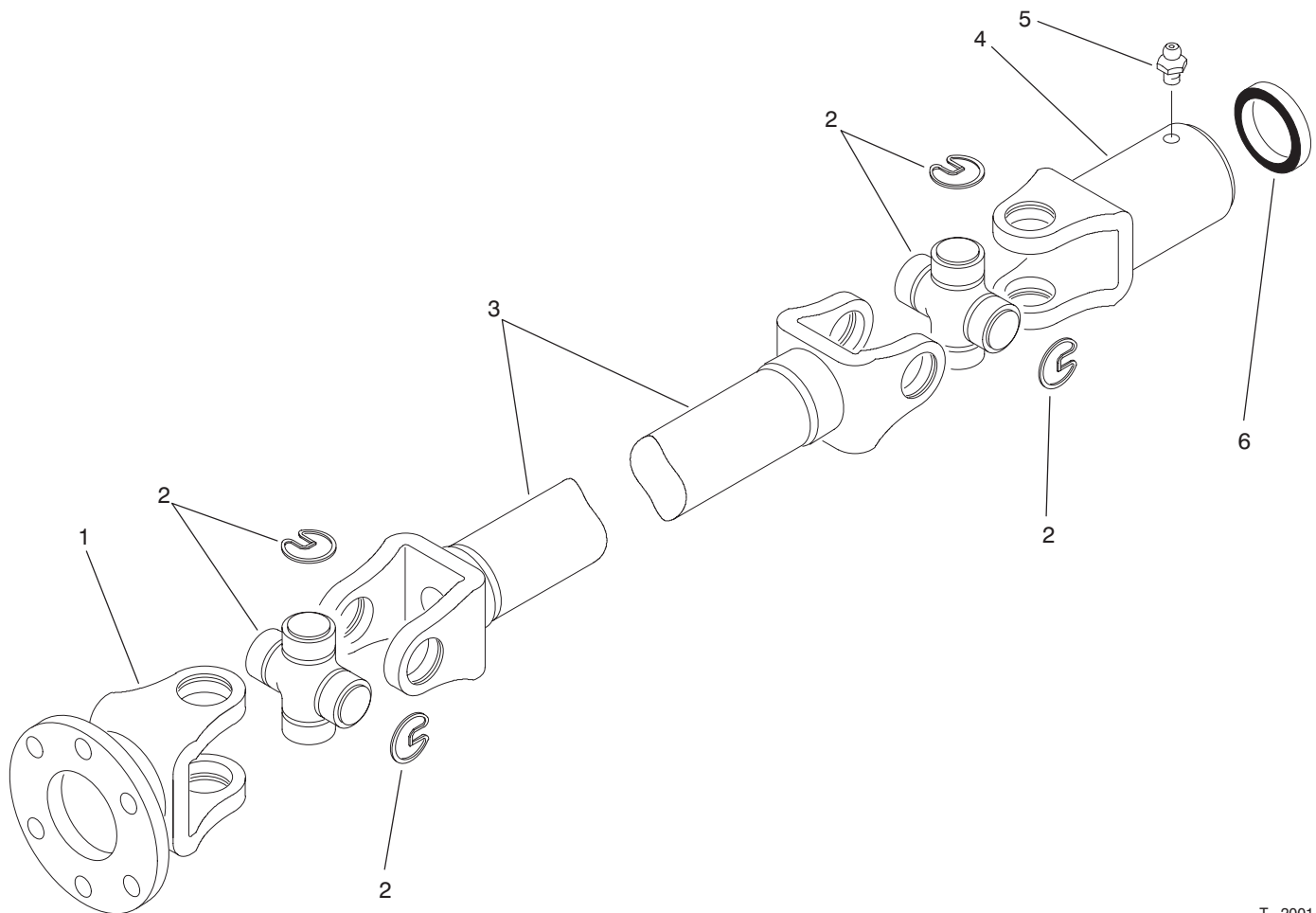


T-1999

FRONT DIFFERENTIAL ASSEMBLY NO. 93-7054

| Ref. No. | Part No. | Description | No. Used | Ref. No. | Part No. | Description | No. Used |
|----------|----------|--|----------|----------|----------|---|----------|
| 1 | 93-8910 | Vent | 1 | 20 | 71-4330 | Seal - Oil | 1 |
| 2 | 93-8908 | Housing - Front | 1 | 21 | 93-8904 | Shim - .003" | A/R |
| 3 | 21-8270 | Pin - Alignment | 2 | * | 93-8905 | Shim - .005" | A/R |
| 4 | 21-7720 | Washer - Thrust | 2 | * | 93-8906 | Shim - .010" | A/R |
| 5 | 93-8911 | Gear - Bevel Side | 2 | * | 93-8907 | Shim - .030" | A/R |
| 6 | 21-7690 | Gear - Pinion | 2 | 22 | 264-91 | Cone - Bearing | 1 |
| 7 | 21-7730 | Washer - Thrust | 2 | 23 | 254-90 | Cup - Bearing | 1 |
| 8 | 93-3618 | Pinion & Ring Gear Assy. (Incl. Ref. #32) | 1 | 24 | 93-8902 | Spacer - Bearing | 1 |
| 9 | 43-6760 | Cone - Bearing | 1 | 25 | 21-7700 | Shaft - Pinion | 1 |
| 10 | 43-6750 | Cup - Bearing | 1 | 26 | 21-7770 | Screw - Cap Hex. Hd. | 5 |
| 11 | 92-1773 | Screw - Cap Hex. Hd. | 4 | 27 | 21-7670 | Case - Differential | 1 |
| 12 | 93-8916 | Plug Assembly (Incl. Ref. #13) | 2 | 28 | 32121-15 | Pin - Roll | 1 |
| 13 | 237-79 | Seal - O-Ring | 2 | 29 | 254-65 | Cone - Bearing | 2 |
| 14 | 43-6710 | Shim - .003" | A/R | 30 | 254-66 | Cup - Bearing | 2 |
| * | 43-6711 | Shim - .005" | A/R | 31 | 21-8090 | Shim - .003" | A/R |
| * | 43-6712 | Shim - .010" | A/R | * | 21-8100 | Shim - .005" | A/R |
| * | 43-6713 | Shim - .030" | A/R | * | 21-8110 | Shim - .010" | A/R |
| 15 | 93-8900 | Carrier Assembly (Incl. Ref. #11) | 1 | * | 21-8120 | Shim - .030" | A/R |
| 16 | 93-8909 | Screw - Cap Hex. Hd. | 8 | 32 | | Gear - Ring | 1 |
| 17 | 71-4340 | Washer | 1 | 33 | 93-8918 | Seal - Oil | 2 |
| 18 | 71-4350 | Nut - Lock | 1 | 34 | 93-8917 | Bearing - Needle | 2 |
| 19 | 93-8903 | Flange | 1 | * | 93-8901 | Differential Case Assembly (Incl. Ref. #4-7, 25, 27 & 28) | 1 |

*Not Illustrated



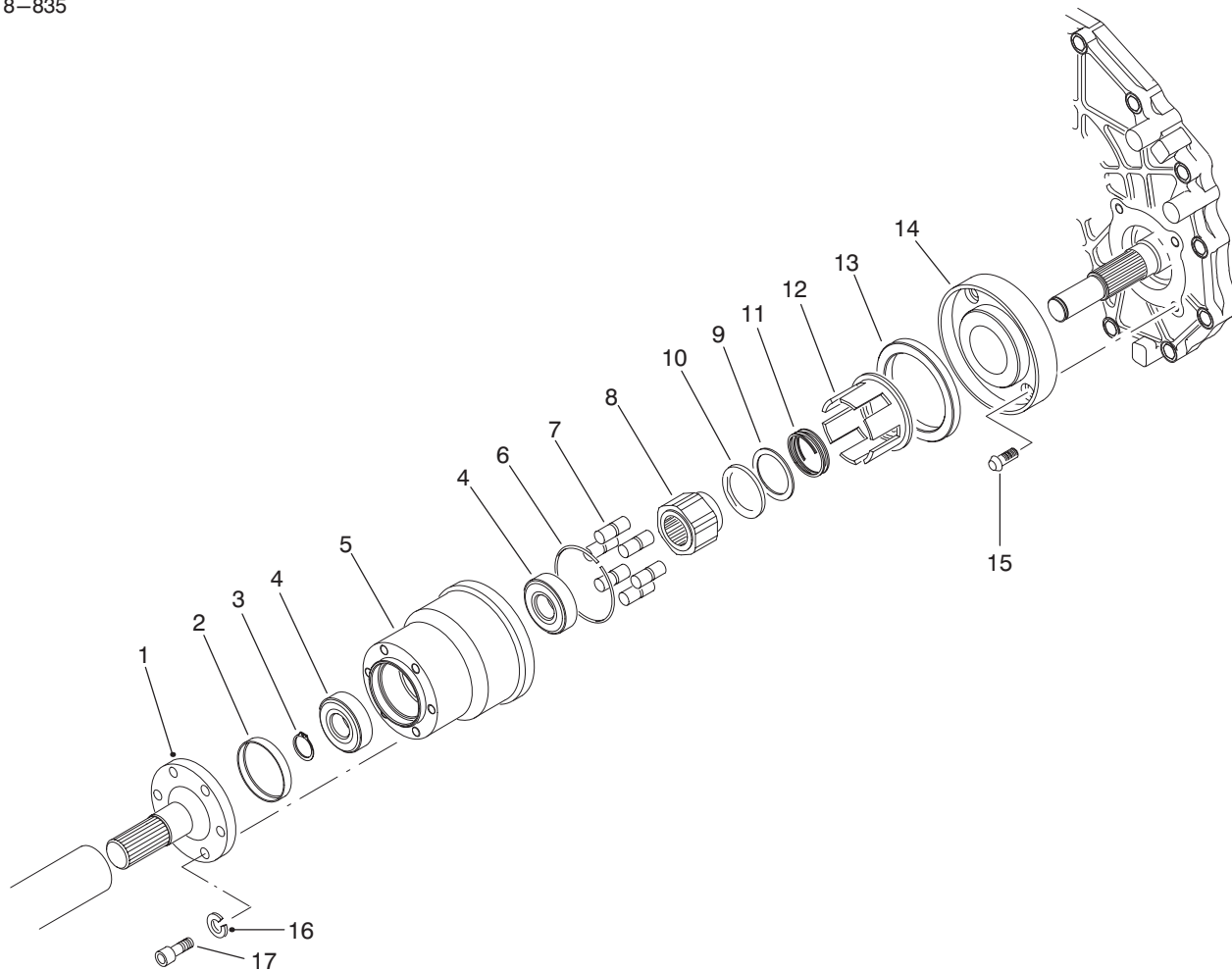
T-2001

DIFFERENTIAL DRIVESHAFT ASSEMBLY NO. 93-7116

| Ref. No. | Part No. | Description | No. Used |
|----------|----------|---------------------------------------|----------|
| 1 | 92-4193 | Yoke - Flange | 1 |
| 2 | 54-9180 | Cross & Bearing Kit | 2 |
| 3 | 92-4194 | Yoke - Tube | 1 |
| 4 | 92-4195 | Slip Yoke Assembly (Incl. Ref. #5) | 1 |

| Ref. No. | Part No. | Description | No. Used |
|----------|----------|--|----------|
| 5 | 302-11 | Fitting - Grease | 1 |
| 6 | 92-4196 | Seal | 1 |
| * | 93-7116 | Driveshaft Assembly (Incl. Ref. #1-6) | 1 |

*Not Illustrated



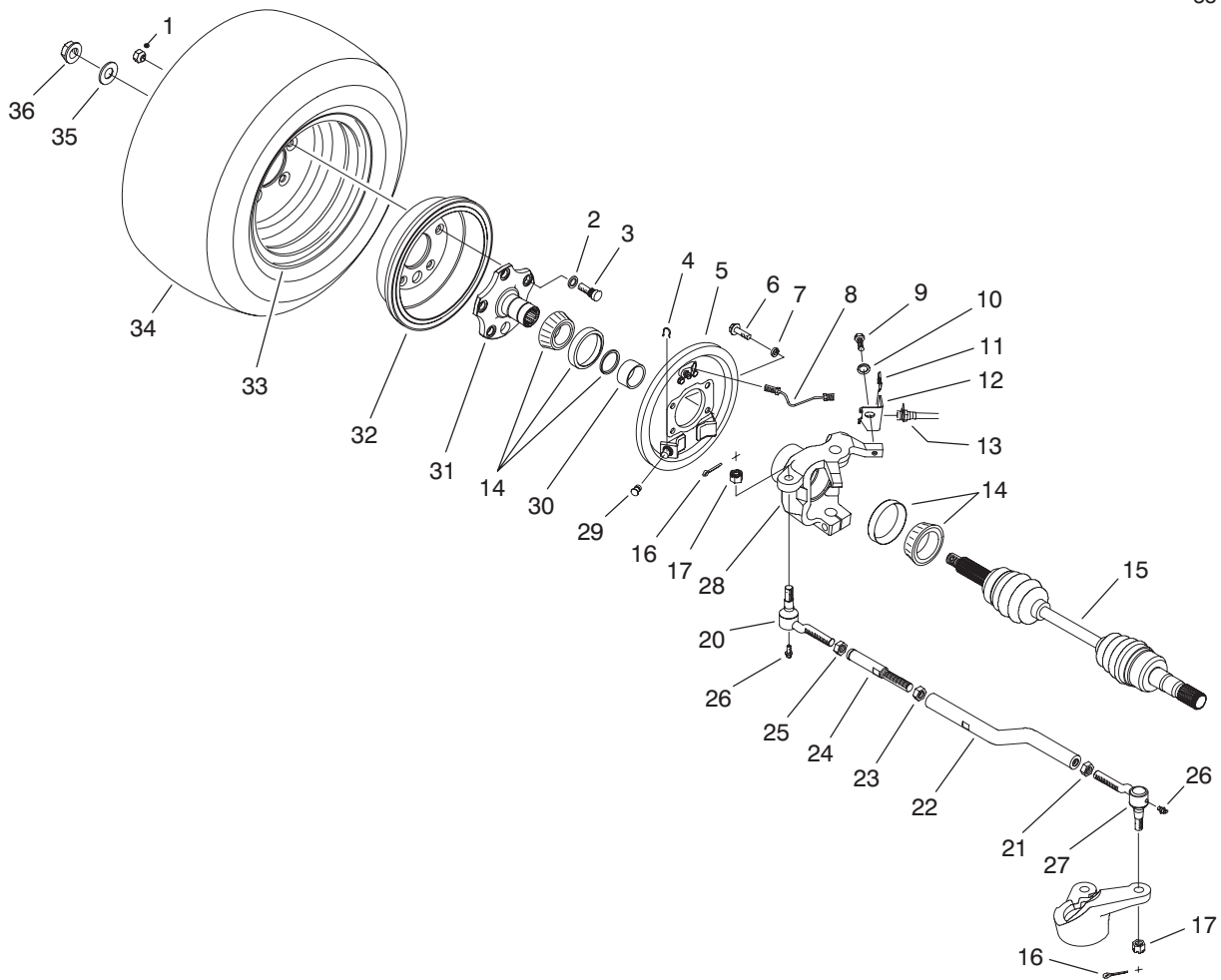
T-1993

BIDIRECTIONAL CLUTCH ASSEMBLY

| Ref. No. | Part No. | Description | No. Used |
|----------|----------|------------------|----------|
| 1 | 87-9840 | Shaft - Clutch | 1 |
| 2 | 87-9220 | Plug - Seal | 1 |
| 3 | 87-9370 | Ring - Retaining | 1 |
| 4 | 251-8 | Bearing - Ball | 2 |
| 5 | 93-8920 | Housing & Race | 1 |
| 6 | 93-8922 | Spring - Garter | 1 |
| 7 | 93-8925 | Roller | 6 |
| 8 | 93-8924 | Cam | 1 |
| 9 | 93-8929 | Washer - Thrust | 1 |
| 10 | 93-8919 | Bearing - Thrust | 1 |

| Ref. No. | Part No. | Description | No. Used |
|----------|----------|--|----------|
| 11 | 93-8923 | Spring | 1 |
| 12 | 93-8921 | Cage | 1 |
| 13 | 87-9360 | Seal - Oil | 1 |
| 14 | 93-7117 | Plate - Adaptor | 1 |
| 15 | 3274-96 | Screw | 4 |
| 16 | 3253-4 | Washer - Lock | 6 |
| 17 | 3274-97 | Screw - Hex. Socket Hd. | 6 |
| * | 93-7115 | Bidirectional Clutch Assy. (Incl. Ref. #5-12) | 1 |

*Not Illustrated

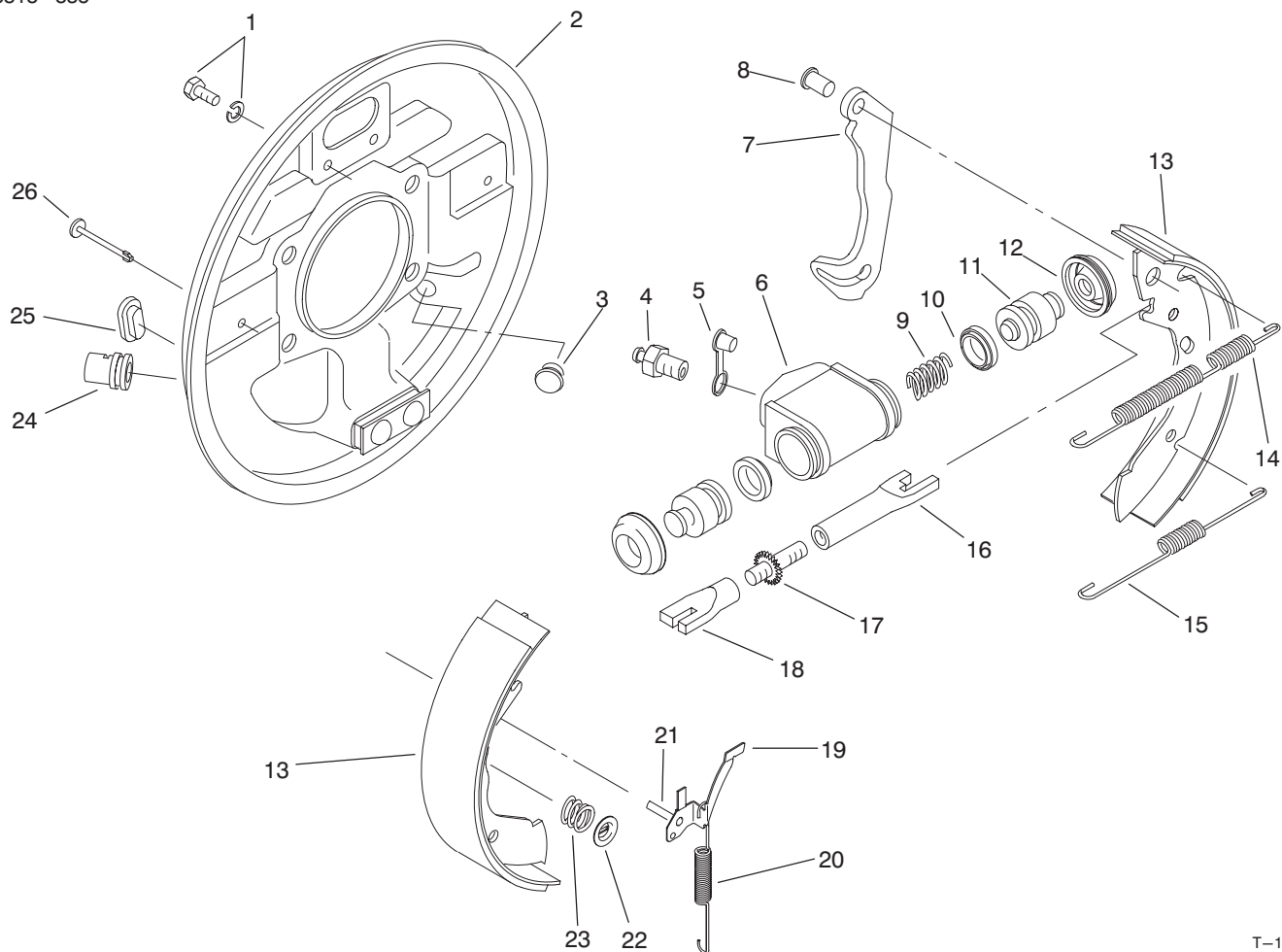


T-1992-2

FRONT WHEEL ASSEMBLY

| Ref. No. | Part No. | Description | No. Used | Ref. No. | Part No. | Description | No. Used |
|----------|----------|--|----------|----------|----------|--|----------|
| 1 | 23-7270 | Nut - Lug | 10 | 21 | 3218-21 | Nut - Jam (Left Hand Threaded) | 2 |
| 2 | 3253-6 | Washer - Lock | 10 | 22 | 93-7056 | Rod - Tie RH | 1 |
| 3 | 87-2080 | Screw - Cap Hex. Hd. | 10 | * | 93-7057 | Rod - Tie LH | 1 |
| 4 | 87-3310 | Clip - Brake Cable | 2 | 23 | 3220-7 | Nut - Jam | 1 |
| 5 | 87-9170 | Brake Assembly RH | 1 | 24 | 93-7055 | Turnbuckle | 1 |
| * | 87-9180 | Brake Assembly LH | 1 | 25 | 3220-11 | Nut - Jam | 2 |
| 6 | 323-6 | Screw - Cap Hex. Hd. | 8 | 26 | 302-5 | Fitting - Grease | 4 |
| 7 | 3253-21 | Washer - Lock | 8 | 27 | 94-3803 | Tie Rod End Assembly (Incl. Ref. #16-17 & 26) | 2 |
| 8 | 93-7080 | Tube - Brake RH | 1 | 28 | 87-9600 | Housing - Axle RH | 1 |
| * | 93-7079 | Tube - Brake LH | 1 | * | 87-9620 | Housing - Axle LH | 1 |
| 9 | 323-4 | Screw - Cap Hex. Hd. | 2 | 29 | 87-3450 | Plug | 2 |
| 10 | 3256-24 | Washer - Flat | 2 | 30 | 87-9210 | Spacer | 2 |
| 11 | 87-3580 | Retainer | 2 | 31 | 87-9190 | Stub - Axle | 2 |
| 12 | 93-7071 | Bracket - Brake Hose RH | 1 | 32 | 93-7128 | Drum - Brake | 2 |
| * | 93-7058 | Bracket - Brake Hose LH | 1 | 33 | 87-7520 | Rim | 2 |
| 13 | 93-7059 | Hose - Brake Front | 2 | 34 | 94-5261 | Tire | 2 |
| 14 | 87-9200 | Bearing - Matched Set | 2 | * | 94-5236 | Tire (Optional) (Off Road Use Only) | 2 |
| 15 | 93-7078 | Constant Velocity Joint Assy. | 2 | 35 | 87-3060 | Washer - Flat | 2 |
| 16 | 3272-12 | Pin - Cotter | 4 | 36 | 32128-53 | Nut - Flange Lock | 2 |
| 17 | 32136-3 | Nut - Hex. Slotted | 4 | | | | |
| 20 | 94-3804 | Tie Rod End Assembly (Left Hand Threaded) (Incl. Ref. #16-17 & 26) | 2 | | | | |

*Not Illustrated



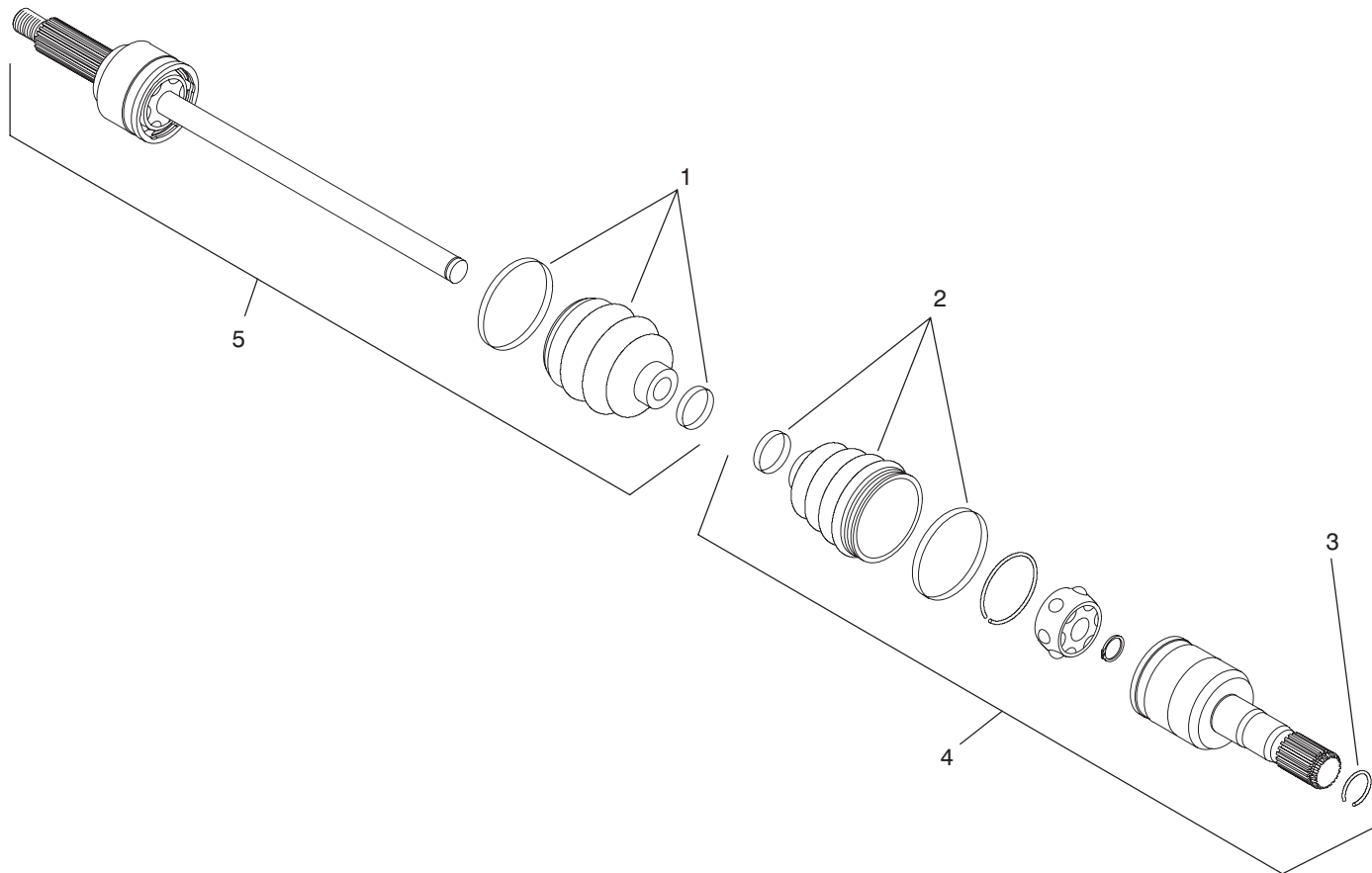
T-1596

FRONT BRAKE ASSEMBLY

| Ref. No. | Part No. | Description | No. Used |
|----------|----------|---|----------|
| 1 | 92-4135 | Set Bolt | 2 |
| 2 | 92-4136 | Backplate Assembly LH (Incl. Ref. #24) | 1 |
| * | 92-4100 | Backplate Assembly RH (Incl. Ref. #24) | 1 |
| 3 | 92-4146 | Plug | 1 |
| 4 | 92-4113 | Screw - Bleed | 1 |
| 5 | 92-4114 | Cap - Bleed Screw | 1 |
| 6 | | Body | 1 |
| 7 | | Lever - Operating LH/RH | 1 |
| 8 | | Pin | 1 |
| 9 | | Spring | 1 |
| 10 | | Seal - 'L' Type | 2 |
| 11 | | Piston | 2 |
| 12 | | Cover - Dust | 2 |
| 13 | 92-4143 | Shoe & Lining Set (Incl. Ref. #7 & 8) | 1 |
| 14 | 92-4147 | Spring - Shoe, Upper LH | 1 |
| * | 92-4148 | Spring - Shoe, Upper RH | 1 |
| 15 | 92-4149 | Spring - Shoe, Lower | 1 |
| 16 | | Pushrod - Female LH | 1 |
| * | | Pushrod - Female RH | 1 |
| 17 | | Bolt - Adjuster | 1 |
| 18 | | Sleeve - Adjuster | 1 |

| Ref. No. | Part No. | Description | No. Used |
|----------|----------|---|----------|
| 19 | 92-4123 | Assembly - Pawl LH (Incl. Ref. #21) | 1 |
| * | 92-4124 | Assembly - Pawl RH (Incl. Ref. #21) | 1 |
| 20 | 92-4150 | Spring - Adjuster, LH | 1 |
| * | 92-4151 | Spring - Adjuster, RH | 1 |
| 21 | | Pin - Pawl | 1 |
| 22 | 92-4131 | Washer - Hold Down | 2 |
| 23 | 92-4152 | Spring - Hold Down | 2 |
| 24 | | Guide - Pipe | 1 |
| 25 | 92-4134 | Plug - Inspection | 1 |
| 26 | 92-4133 | Pin - Hold Down | 2 |
| * | 92-4144 | Assembly - Adjuster LH (Incl. Ref. #16-18) | 1 |
| * | 92-4145 | Assembly - Adjuster RH (Incl. Ref. #16-18) | 1 |
| * | 92-4117 | Assy. - Wheel Cylinder LH (Incl. Ref. #4-6 & 9-12) | 1 |
| * | 92-4118 | Assy. - Wheel Cylinder RH (Incl. Ref. #4-6 & 9-12) | 1 |
| * | 92-4119 | Kit - Seal (Incl. Ref. #10 & 12) | 1 |
| * | 87-9170 | Front Brake Assembly - RH (Complete) | 1 |
| * | 87-9180 | Front Brake Assembly - LH (Complete) | 1 |

*Not Illustrated

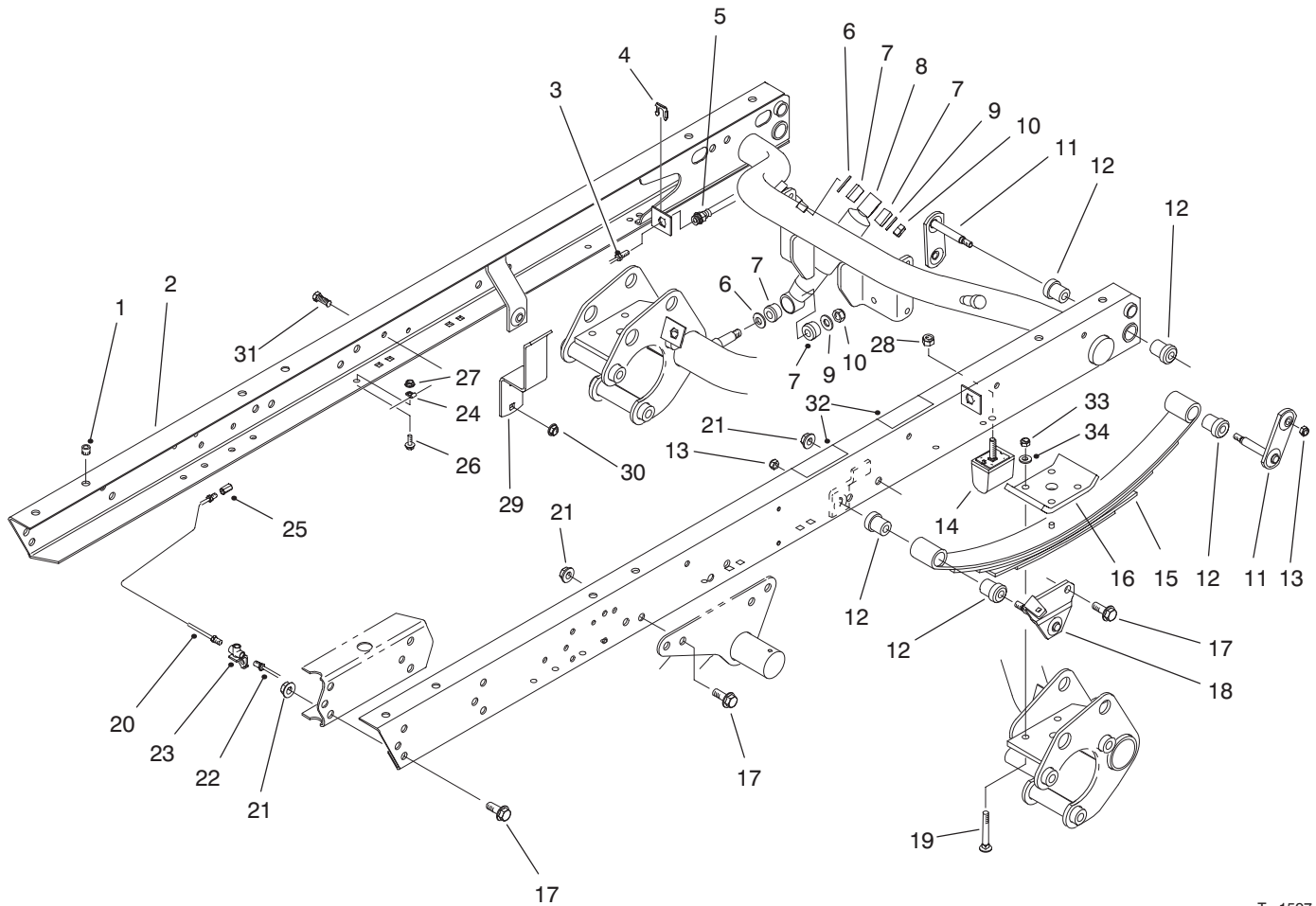


T-2111

CONSTANT VELOCITY (CV) JOINT ASSEMBLY NO. 93-7078

| Ref. No. | Part No. | Description | No. Used |
|----------|----------|---------------------|----------|
| 1 | 93-8982 | Boot Kit - Outboard | 1 |
| 2 | 93-8983 | Boot Kit - Inboard | 1 |
| 3 | 93-8985 | Clip - Circular | 1 |

| Ref. No. | Part No. | Description | No. Used |
|----------|----------|--------------------------|----------|
| 4 | 93-8984 | Joint Assembly - Inboard | 1 |
| 5 | 93-8981 | Joint & Shaft - Outboard | 1 |



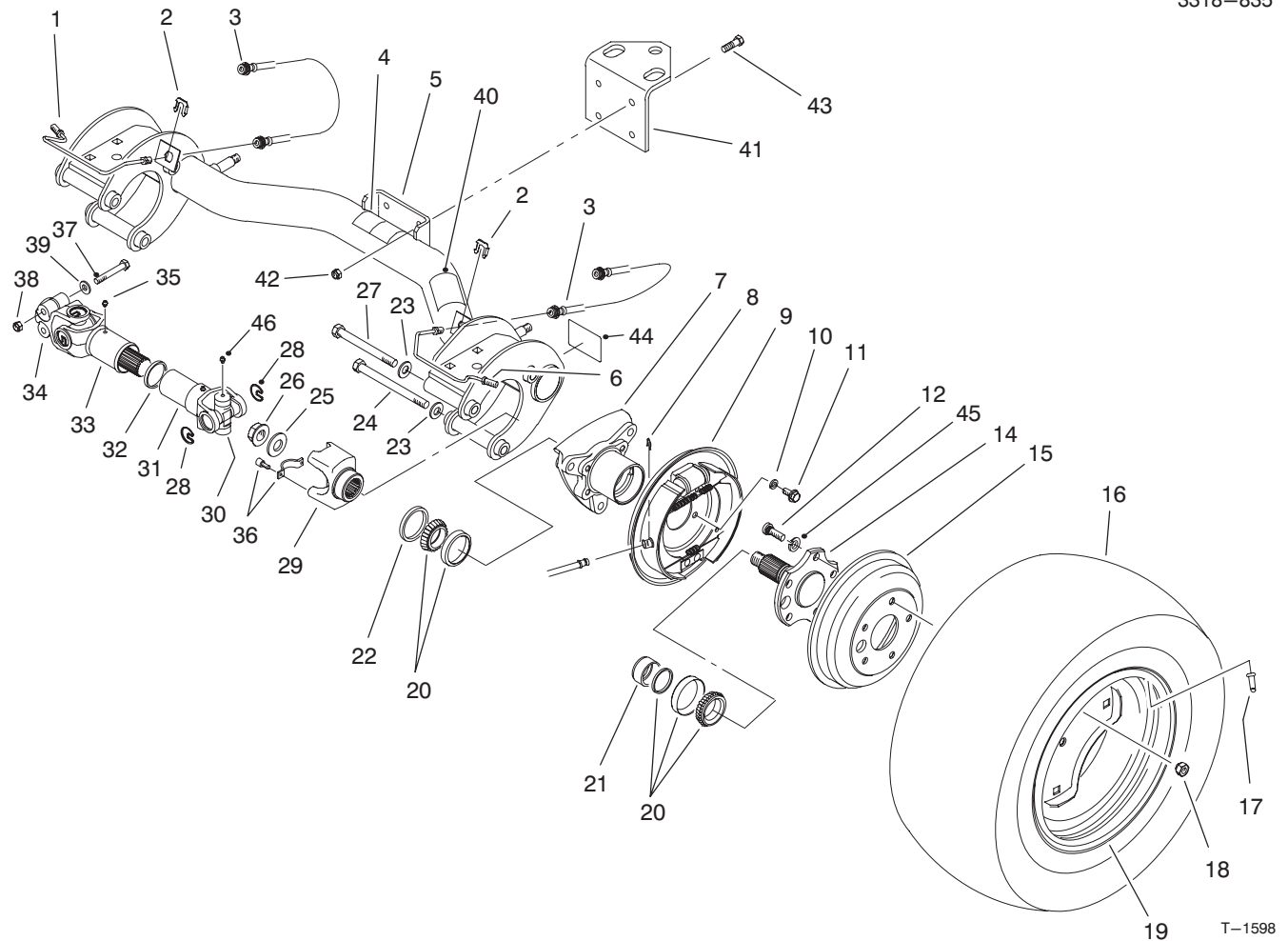
T-1597

REAR FRAME ASSEMBLY

| Ref. No. | Part No. | Description | No. Used |
|----------|----------|---|----------|
| 1 | 32148-9 | Insert - Threaded | 8 |
| 2 | 87-8440 | Assembly - Rear Frame (Incl. Ref. #1 & 32) | 1 |
| 3 | 87-3270 | Tube - Brake RH | 1 |
| 4 | 87-3580 | Retainer | 2 |
| 5 | 87-4100 | Hose - Brake | 2 |
| 6 | 3256-27 | Washer - Flat | 4 |
| 7 | 87-3920 | Bushing - Rubber | 8 |
| 8 | 87-3110 | Shock Absorber | 2 |
| 9 | 3256-6 | Washer - Flat | 4 |
| 10 | 3296-23 | Nut - Lock | 4 |
| 11 | 87-3980 | Shackle - Spring | 4 |
| 12 | 87-4760 | Bushing | 12 |
| 13 | 3296-39 | Nut - Lock | 6 |
| 14 | 87-3470 | Bumper - Spring | 2 |
| 15 | 87-1490 | Spring - Leaf | 2 |
| 16 | 87-7470 | Plate - Clamp | 2 |
| 17 | 3234-38 | Screw - Hex. Flange Hd. | 24 |

| Ref. No. | Part No. | Description | No. Used |
|----------|----------|---------------------------|----------|
| 18 | 87-3960 | Mount - Spring LH | 1 |
| * | 87-3940 | Mount - Spring RH | 1 |
| 19 | 3232-17 | Bolt - Carriage | 8 |
| 21 | 32128-23 | Nut - Flange Lock | 24 |
| 22 | 87-3280 | Tube - Brake LH | 1 |
| 23 | 87-3560 | Tee - Brake Tube | 1 |
| 24 | 2412-149 | Clamp - Tube | 5 |
| 25 | 32104-82 | Screw - Hex. Flange Hd. | 2 |
| 26 | 321-4 | Screw - Hex. Flange Hd. | 4 |
| 27 | 32128-33 | Nut - Flange Lock | 4 |
| 28 | 48-9520 | Nut - Lock | 2 |
| 29 | 87-6690 | Guard - Induction Chamber | 1 |
| 30 | 3290-357 | Nut - Flange Head | 2 |
| 31 | 323-6 | Screw - Cap Hex. Hd. | 2 |
| 32 | 66-6840 | Decal - Caution | 2 |
| 32 | 92-6479 | Decal - Caution (Japan) | 2 |
| 33 | 3296-76 | Nut - Lock | 8 |
| 34 | 87-7480 | Washer - Flat | 8 |

*Not Illustrated

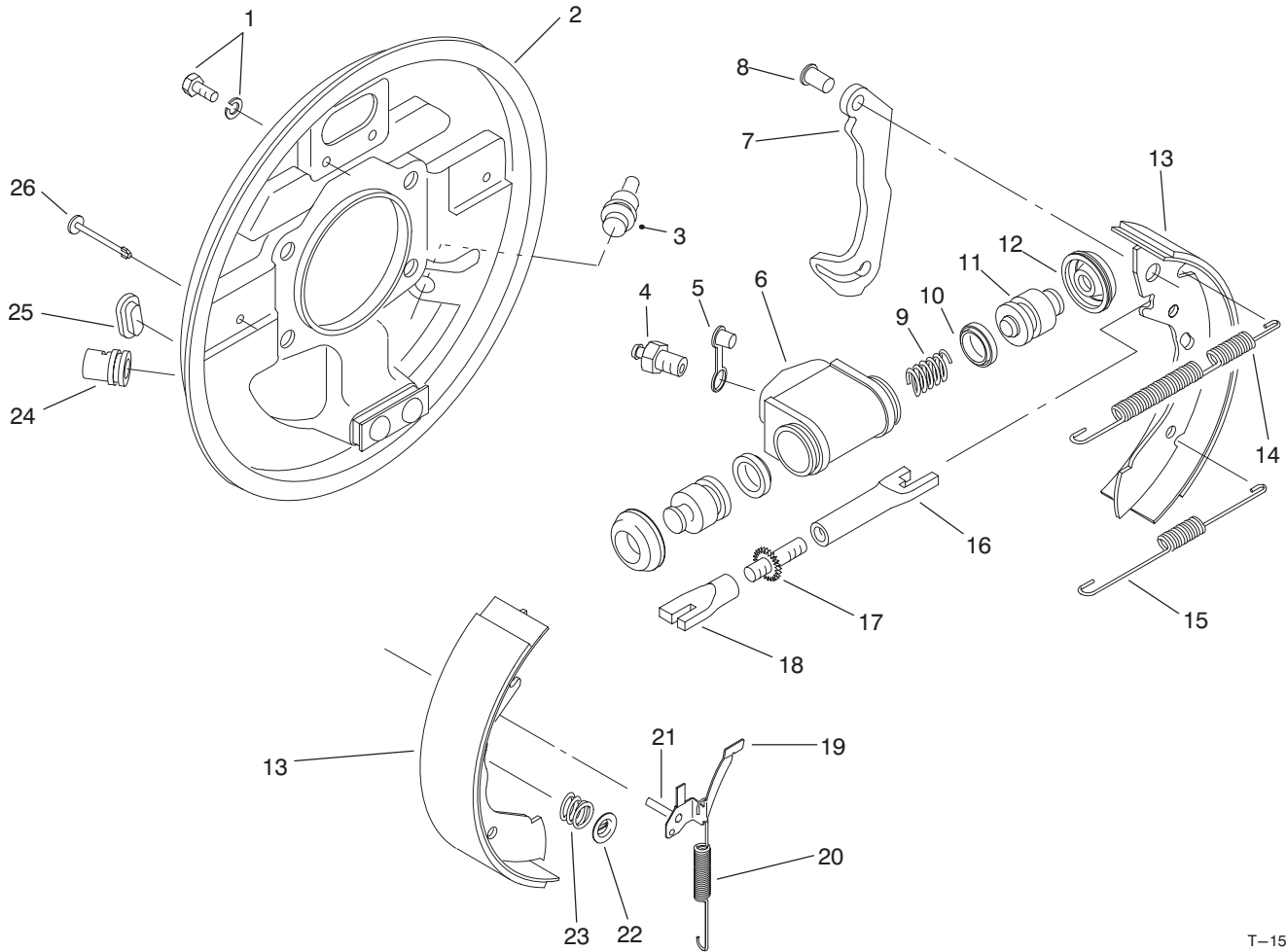


T-1598

REAR AXLE ASSEMBLY

| Ref. No. | Part No. | Description | No. Used | Ref. No. | Part No. | Description | No. Used |
|----------|----------|---|----------|----------|----------|--|----------|
| 1 | 87-4090 | Tube - Brake RH | 1 | 26 | 32128-53 | Nut - Flange Lock | 2 |
| 2 | 87-3580 | Retainer - Brake Hose | 2 | 27 | 325-19 | Screw - Cap Hex. Hd. | 1 |
| 3 | 87-4100 | Hose - Brake | 2 | 28 | 92-4188 | Ring - Snap | 12 |
| 4 | 87-6060 | Decal - ATF | 1 | 29 | 92-4190 | Yoke - End | 2 |
| 4 | 92-5473 | Decal - ATF (Japan) | 1 | 30 | 92-4187 | Cross & Bearing Kit | 4 |
| 5 | 87-7110 | Assembly - Axle, Rear (Incl. Ref. #4, 40 & 44) | 1 | 31 | 92-4182 | Yoke & Hub | 2 |
| 6 | 87-4080 | Tube - Brake LH | 1 | 32 | 92-4180 | Seal | 2 |
| 7 | 87-2240 | Housing - Axle | 2 | 33 | 92-4179 | Yoke, Shaft & Seal Tube | 2 |
| 8 | 87-3310 | Clip - Brake Cable | 2 | 34 | 92-4177 | Yoke - Double Clamp | 2 |
| 9 | 93-7126 | Brake Assembly LH | 1 | 35 | 302-5 | Fitting - Grease | 4 |
| * | 93-7125 | Brake Assembly RH | 1 | 36 | 92-4189 | Strap & Bolt Kit | 2 |
| 10 | 3253-21 | Washer - Lock | 8 | 37 | 87-8700 | Screw - Cap Hex. Hd. | 4 |
| 11 | 323-6 | Screw - Cap Hex. Hd. | 8 | 38 | 32128-36 | Nut - Lock | 4 |
| 12 | 87-2080 | Stud - Drive | 10 | 39 | 80-6990 | Washer | 4 |
| 14 | 93-7090 | Stub - Axle | 2 | 40 | 87-5990 | Decal - PTO | 1 |
| 15 | 87-1840 | Drum - Brake | 2 | 40 | 92-5367 | Decal - PTO (Japan) | 1 |
| 16 | 87-6740 | Tire - Rear 24" | 2 | 41 | 92-5951 | Angle - Hitch | 1 |
| 17 | 232-27 | Valve - Stem | 2 | 42 | 3296-39 | Nut - Lock | 4 |
| 18 | 23-7270 | Nut - Lug | 10 | 43 | 323-7 | Screw - Cap Hex. Hd. | 4 |
| 19 | 87-6750 | Rim - Rear 24" | 2 | 44 | 87-9080 | Decal - Grease | 2 |
| 20 | 87-1970 | Bearing Matched Set | 2 | 44 | 92-6444 | Decal - Grease (Japan) | 2 |
| 21 | 87-4060 | Spacer - Bearing | 2 | 45 | 3253-6 | Washer - Lock | 10 |
| 22 | 87-3590 | Seal - Bearing | 2 | 46 | 302-58 | Fitting - Grease | 16 |
| 23 | 87-7270 | Washer - Flat | 6 | * | 94-5224 | Driveshaft Assembly (Incl. Ref. #2, 30-35 & 46) | 2 |
| 24 | 325-20 | Screw - Cap Hex. Hd. | 5 | * | 87-5370 | Rear Tire & Wheel Assembly (24") | 2 |
| 25 | 87-3060 | Washer - Flat | 2 | | | | |

*Not Illustrated

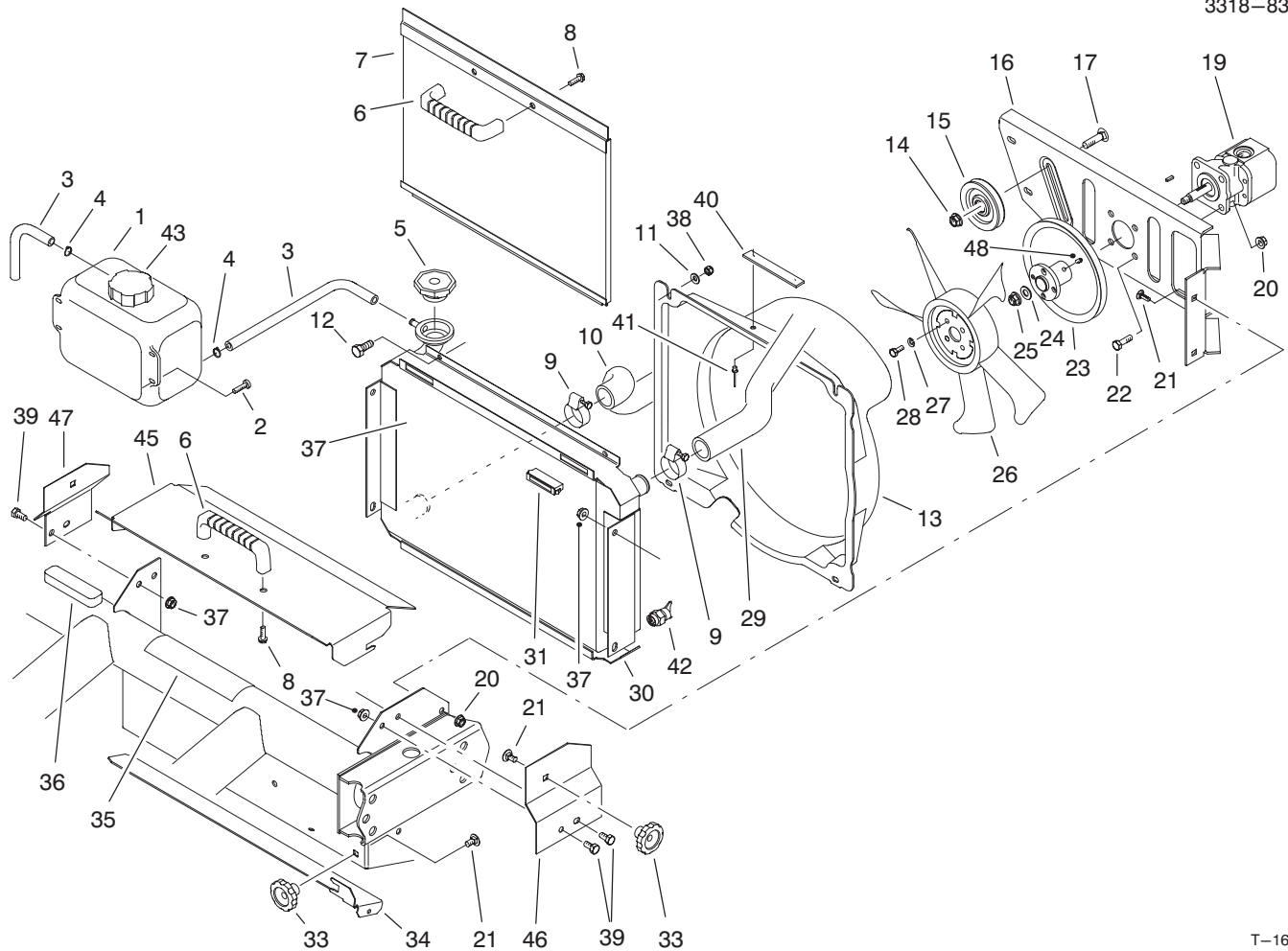


T-1599

REAR BRAKE ASSEMBLY

| Ref. No. | Part No. | Description | No. Used | Ref. No. | Part No. | Description | No. Used |
|----------|----------|---|----------|----------|----------|---|----------|
| 1 | 92-4135 | Set Bolt | 2 | 19 | 92-4123 | Assembly - Pawl LH (Incl. Ref. #21) | 1 |
| 2 | 92-4138 | Backplate Assembly LH (Incl. Ref. #24) | 1 | * | 92-4124 | Assembly - Pawl RH (Incl. Ref. #21) | 1 |
| * | 92-4139 | Backplate Assembly RH (Incl. Ref. #24) | 1 | 20 | 92-4150 | Spring - Adjuster, LH | 1 |
| 3 | 92-4146 | Plug | 1 | * | 92-4151 | Spring - Adjuster, RH | 1 |
| 4 | 92-4137 | Screw - Bleed | 1 | 21 | 92-4131 | Pin - Pawl | 1 |
| 5 | 92-4114 | Cap - Bleed Screw | 1 | 22 | 92-4131 | Washer - Hold Down | 2 |
| 6 | | Body | 1 | 23 | 92-4152 | Spring - Hold Down | 2 |
| 7 | | Lever - Operating LH/RH | 1 | 24 | | Guide - Pipe | 1 |
| 8 | | Pin | 1 | 25 | 92-4134 | Plug - Inspection | 1 |
| 9 | | Spring | 1 | 26 | 92-4133 | Pin - Hold Down | 2 |
| 10 | | Seal - 'L' Type | 2 | * | 92-4144 | Assembly - Adjuster LH (Incl. Ref. #16-18) | 1 |
| 11 | | Piston | 2 | * | 92-4145 | Assembly - Adjuster RH (Incl. Ref. #16-18) | 1 |
| 12 | | Cover - Dust | 2 | * | 92-4140 | Assy. - Wheel Cylinder LH (Incl. Ref. #4-6 & 9-12) | 1 |
| 13 | 92-4143 | Shoe & Lining Set (Incl. Ref. #7 & 8) | 1 | * | 92-4141 | Assy. - Wheel Cylinder RH (Incl. Ref. #4-6 & 9-12) | 1 |
| 14 | 92-4147 | Spring - Shoe, Upper LH | 1 | * | 92-4142 | Seal Kit (Incl. Ref. #10 & 12) | 1 |
| * | 92-4148 | Spring - Shoe, Upper RH | 1 | * | 93-7125 | Rear Brake Assembly - RH (Complete) | 1 |
| 15 | 92-4149 | Spring - Shoe, Lower | 1 | * | 93-7126 | Rear Brake Assembly - LH (Complete) | 1 |
| 16 | | Pushrod - Female LH | 1 | | | | |
| * | | Pushrod - Female RH | 1 | | | | |
| 17 | | Bolt - Adjuster | 1 | | | | |
| 18 | | Sleeve - Adjuster | 1 | | | | |

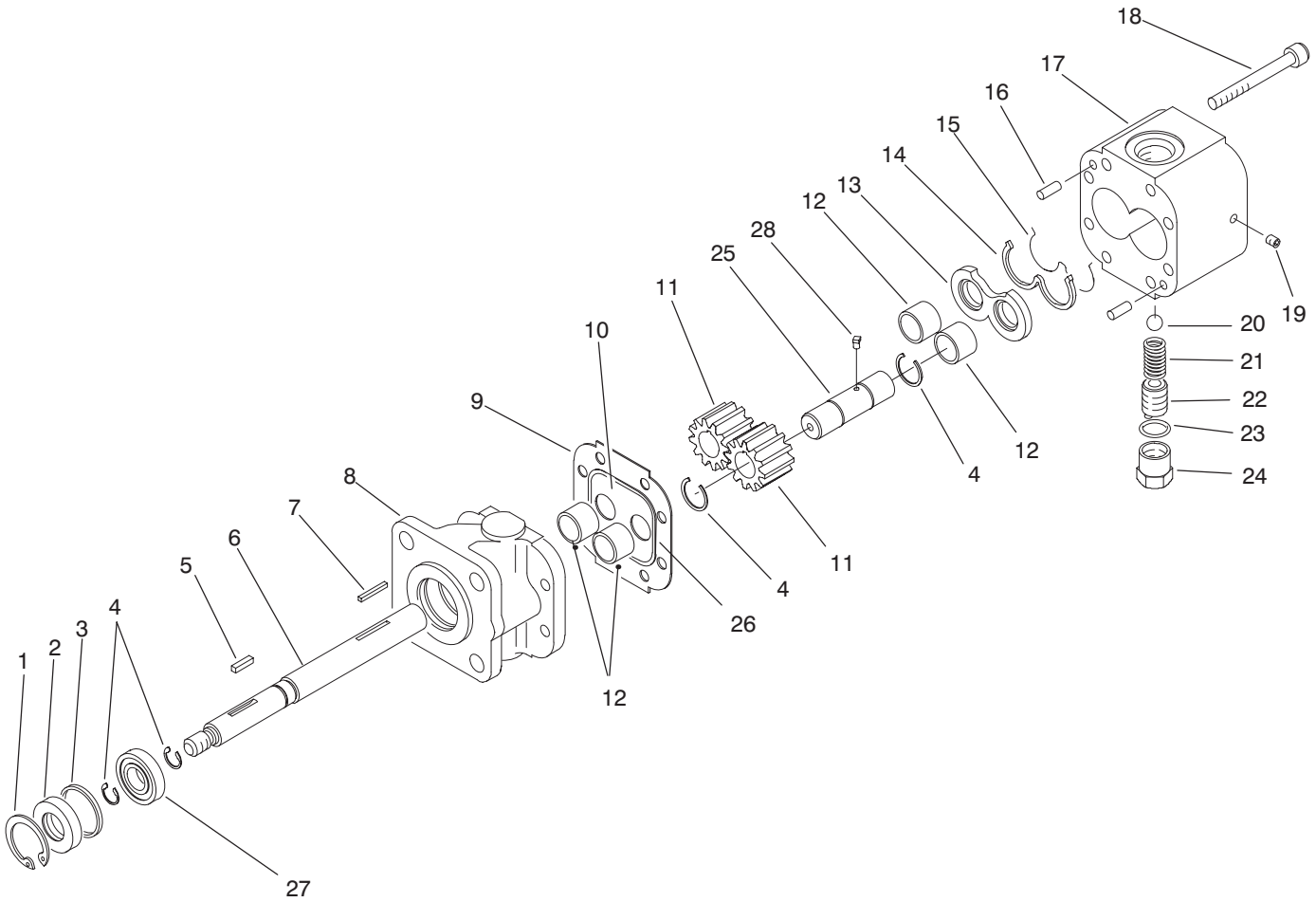
*Not Illustrated



T-1600

RADIATOR & HYDRAULIC PUMP ASSEMBLY

| Ref. No. | Part No. | Description | No. Used | Ref. No. | Part No. | Description | No. Used |
|----------|----------|--|----------|----------|----------|---------------------------------------|----------|
| 1 | 87-3710 | Overflow Reservoir Assy. (Incl. Ref. #43) | 1 | 25 | 3296-5 | Nut - Flange Lock | 1 |
| 2 | 3250-20 | Screw - Round Hd. | 4 | 26 | 43-1911 | Fan | 1 |
| 3 | 71-3381 | Tube - Overflow | 2 | 27 | 3253-3 | Washer - Lock | 4 |
| 4 | 92-2379 | Clamp - Hose | 2 | 28 | 321-3 | Screw - Cap Hex. Hd. | 4 |
| 5 | 66-3240 | Cap - Radiator | 1 | 29 | 87-3430 | Hose - Radiator Upper | 1 |
| 6 | 65-5100 | Handle | 2 | 30 | 93-7050 | Radiator Assembly (Incl. Ref. #42) | 1 |
| 7 | 93-7103 | Screen - Radiator | 1 | 31 | 58-4250 | Magnet | 2 |
| 8 | 46-8091 | Screw - Hex. Flange Hd. | 4 | 33 | 19-4050 | Knob | 3 |
| 9 | 2412-34 | Clamp - Hose | 2 | 34 | 87-9300 | Door - Clean Out | 1 |
| 10 | 87-5050 | Hose - Radiator Lower | 1 | 35 | 87-9420 | Decal - Caution | 1 |
| 11 | 3256-22 | Washer - Flat | 4 | 35 | 93-3766 | Decal - Caution (Japan) | 1 |
| 12 | 321-4 | Screw - Cap Hex. Hd. | 4 | 36 | 87-9810 | Foam - Overflow Tank | 1 |
| 13 | 92-4198 | Fan Shroud Assembly (Incl. Ref. #40 & 41) | 1 | 37 | 32128-20 | Nut - Lock | 6 |
| 14 | 3290-357 | Nut - Flange Lock | 1 | 38 | 3296-42 | Nut - Lock | 4 |
| 15 | 63-8140 | Pulley | 1 | 39 | 322-2 | Screw - Cap Hex. Hd. | 6 |
| 16 | 93-7088 | Support - Fan | 1 | 40 | 76-8750 | Plate - Warning | 1 |
| 17 | 3231-28 | Bolt - Carriage | 1 | 40 | 92-7240 | Plate - Warning (Japan) | 1 |
| 19 | 87-5700 | Hydraulic Pump Assembly | 1 | 41 | 3290-271 | Rivet - Pop | 2 |
| 20 | 3296-29 | Nut - Flange Lock | 8 | 42 | 92-4111 | Petcock - Radiator | 1 |
| 21 | 3230-23 | Bolt - Carriage | 7 | 43 | 87-7050 | Cap - Reservoir | 1 |
| 22 | 322-5 | Screw - Cap Hex. Hd. | 4 | 45 | 93-8940 | Cover - Radiator | 1 |
| 23 | 94-5228 | Pulley | 1 | 46 | 93-8938 | Bracket - Cover LH | 1 |
| 24 | 3256-45 | Washer - Flat | 1 | 47 | 93-8939 | Bracket - Cover RH | 1 |
| | | | | 48 | 3245-31 | Screw - Set | 1 |



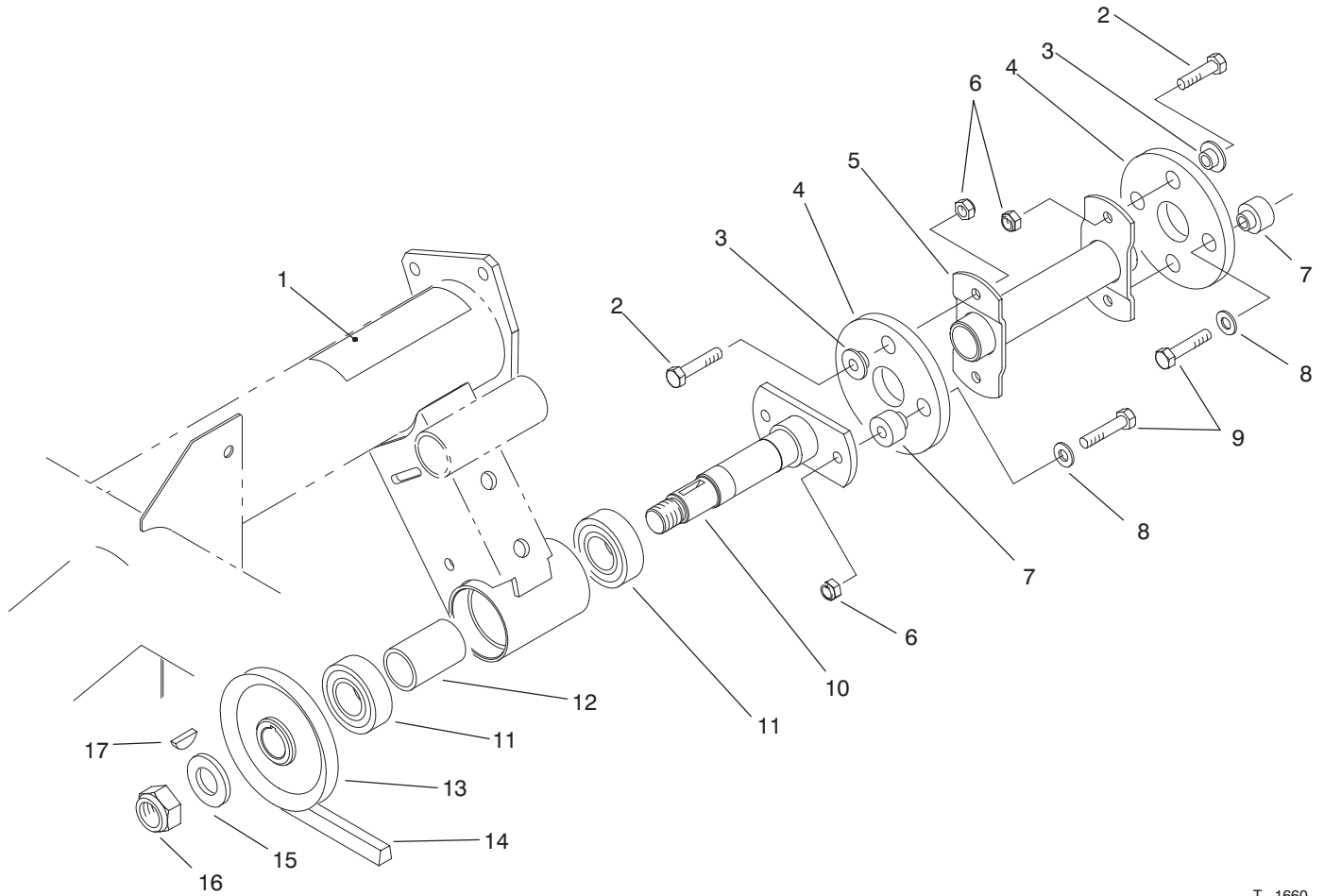
T-1601

HYDRAULIC PUMP ASSEMBLY NO. 87-5700

| Ref. No. | Part No. | Description | No. Used |
|----------|----------|------------------|----------|
| 1 | 32151-41 | Ring - Retaining | 1 |
| 2 | 92-2195 | Seal - Oil | 1 |
| 3 | 92-2186 | Spacer | 1 |
| 4 | 92-2178 | Ring - Crescent | 4 |
| 5 | 92-2179 | Key - Square | 1 |
| 6 | 92-2189 | Shaft - Drive | 1 |
| 7 | 92-2177 | Pin - Shear | 1 |
| †8 | | Stator | 1 |
| 9 | 92-2182 | Plate - Seal | 1 |
| 10 | 92-2183 | Plate - Wear | 1 |
| 11 | 92-2175 | Gear | 2 |
| 12 | 92-2192 | Bearing | 4 |
| 13 | 92-2181 | Plate - Pressure | 1 |
| 14 | 92-2197 | Seal - Back Up | 1 |

| Ref. No. | Part No. | Description | No. Used |
|----------|----------|-------------------------|----------|
| 15 | 92-2196 | Seal - Pressure Plate | 1 |
| 16 | 92-2176 | Pin - Dowel | 2 |
| 17 | 92-2187 | Housing - Gear, End | 1 |
| 18 | 92-2173 | Screw - Cap Socket Head | 8 |
| 19 | 92-2185 | Plug | 1 |
| 20 | 92-2193 | Ball | 1 |
| 21 | 92-2194 | Spring | 1 |
| 22 | 92-2174 | Screw - Adjusting | 1 |
| 23 | 92-2180 | Gasket - Copper | 1 |
| 24 | 92-2184 | Cap - Relief Valve | 1 |
| 25 | 92-2190 | Shaft - Idler | 1 |
| 26 | 92-2198 | Seal | 1 |
| 27 | 92-2191 | Bearing | 1 |
| 28 | 92-2199 | Key - Ball | 1 |

†Not Serviced Separately

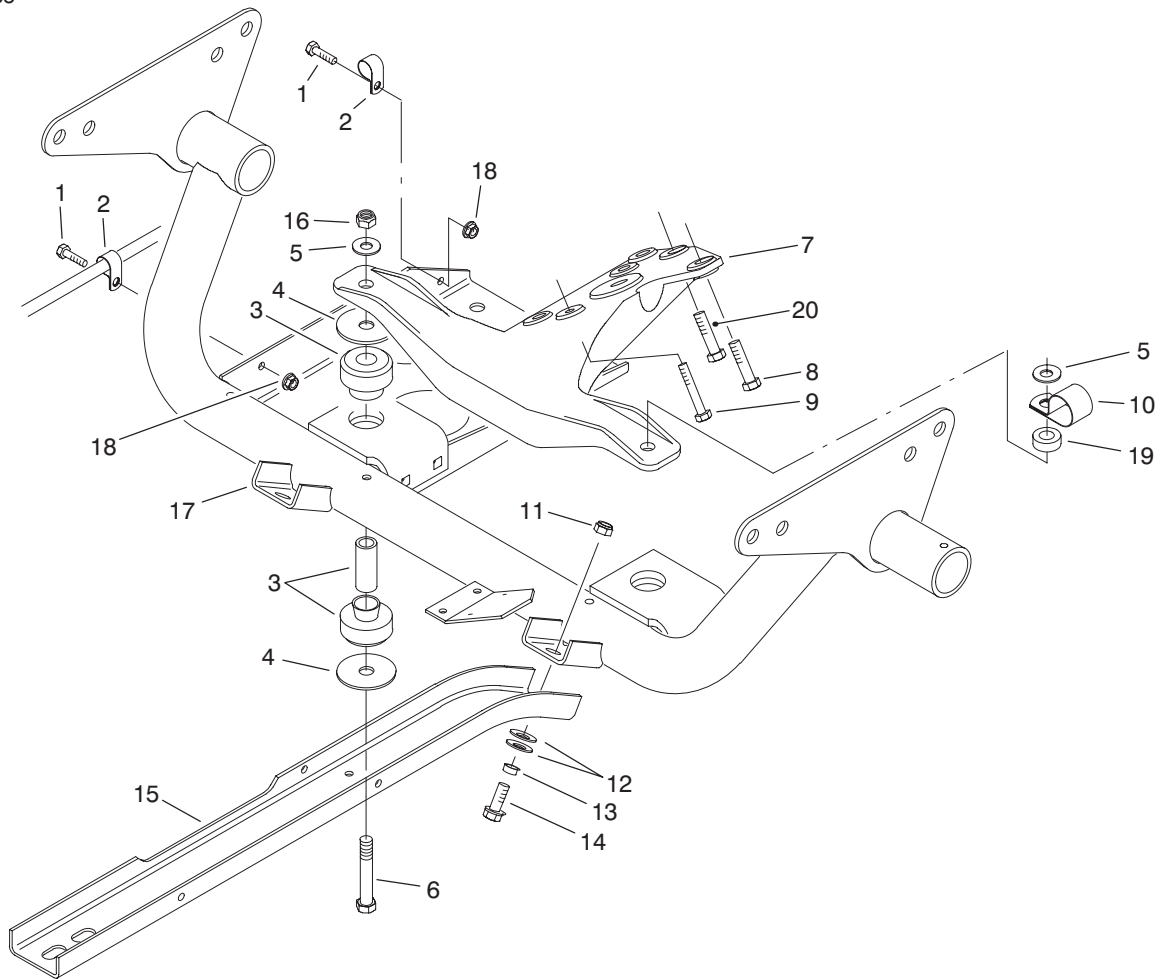


T-1660

HYDRAULIC PUMP DRIVE ASSEMBLY

| Ref. No. | Part No. | Description | No. Used |
|----------|----------|-------------------------|----------|
| 1 | 80-8040 | Decal - Caution | 1 |
| 1 | 83-6030 | Decal - Caution (Japan) | 1 |
| 2 | 322-5 | Screw - Cap Hex. Hd. | 4 |
| 3 | 27-6600 | Spacer - Thin | 4 |
| 4 | 44-2230 | Disc - Rubber | 2 |
| 5 | 87-4440 | Driveshaft | 1 |
| 6 | 3296-29 | Nut - Lock | 6 |
| 7 | 27-6590 | Spacer - Thick | 4 |
| 8 | 3256-3 | Washer - Flat | 4 |

| Ref. No. | Part No. | Description | No. Used |
|----------|----------|----------------------|----------|
| 9 | 322-7 | Screw - Cap Hex. Hd. | 4 |
| 10 | 87-2720 | Driveshaft | 1 |
| 11 | 251-82 | Bearing - Ball | 2 |
| 12 | 87-2750 | Spacer - Bearing | 1 |
| 13 | 87-3370 | Pulley | 1 |
| 14 | 87-3210 | Belt - V | 1 |
| 15 | 3256-28 | Washer - Flat | 1 |
| 16 | 3296-15 | Nut - Lock | 1 |
| 17 | 3257-7 | Key - Woodruff | 1 |

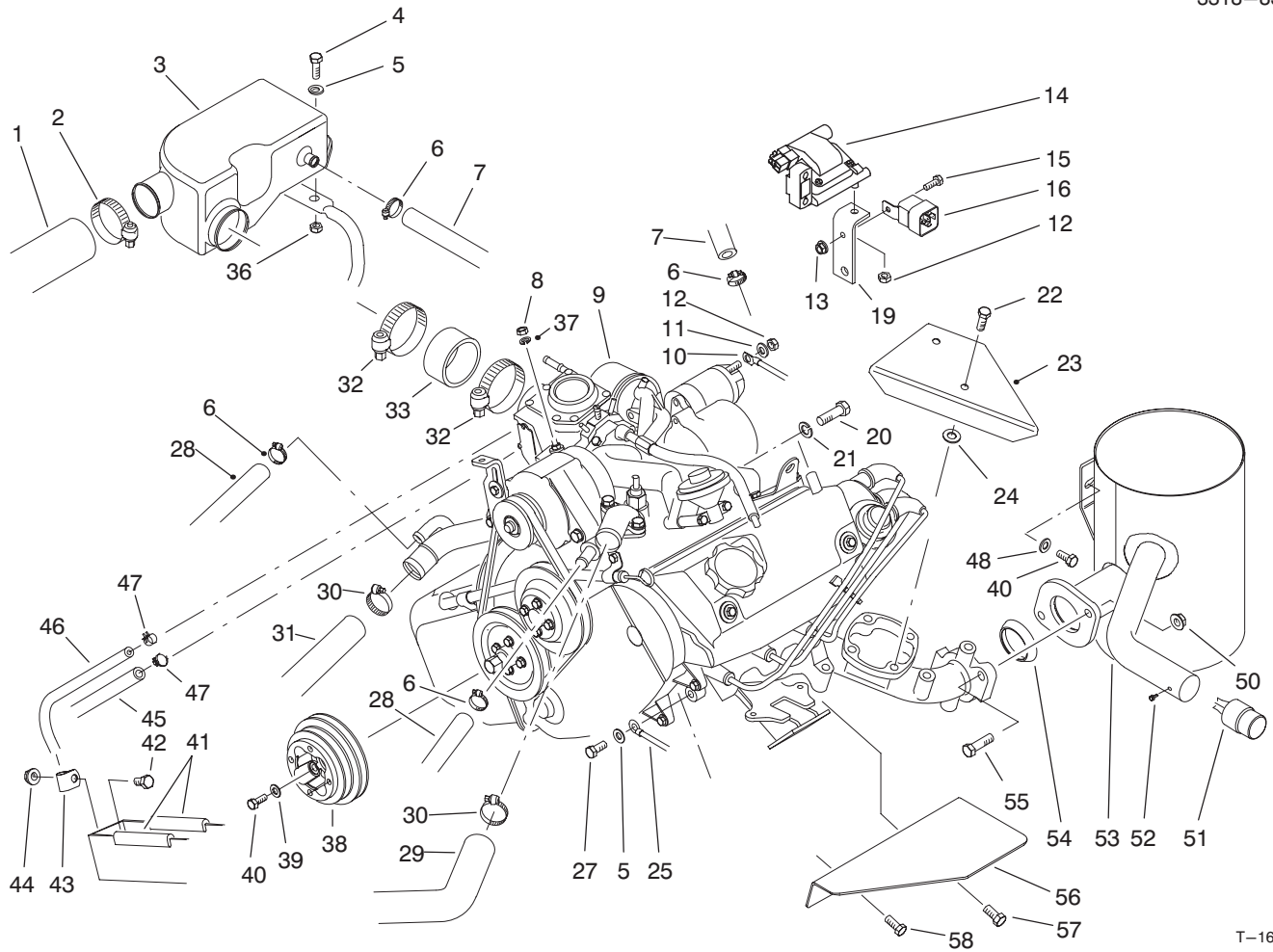


T-1603

ENGINE FRAME ASSEMBLY

| Ref. No. | Part No. | Description | No. Used |
|----------|----------|-----------------------|----------|
| 1 | 321-4 | Screw - Cap Hex. Hd. | 2 |
| 2 | 2412-89 | Clamp - R | 2 |
| 3 | 87-4970 | Engine Mount Assembly | 2 |
| 4 | 87-5100 | Washer - Flat | 4 |
| 5 | 3256-25 | Washer - Flat | 2 |
| 6 | 324-19 | Screw - Cap Hex. Hd. | 2 |
| 7 | 87-9830 | Mount - Engine | 1 |
| 8 | 43-0090 | Screw - Cap Hex. Hd. | 1 |
| 9 | 48-7560 | Screw - Cap Hex. Hd. | 3 |
| 10 | 2412-82 | Clamp - R | 1 |

| Ref. No. | Part No. | Description | No. Used |
|----------|----------|----------------------|----------|
| 11 | 3296-39 | Nut - Lock | 2 |
| 12 | 3290-413 | Washer - Belleville | 12 |
| 13 | 76-9100 | Spacer | 2 |
| 14 | 3234-11 | Screw - Cap Hex. Hd. | 6 |
| 15 | 87-4730 | Guard - Belly | 2 |
| 16 | 3296-48 | Nut - Lock | 2 |
| 17 | 93-7095 | Frame - Engine | 1 |
| 18 | 32128-33 | Nut - Flange | 2 |
| 19 | 59-2290 | Spacer | 1 |
| 20 | 87-3700 | Screw - Cap Hex. Hd. | 3 |

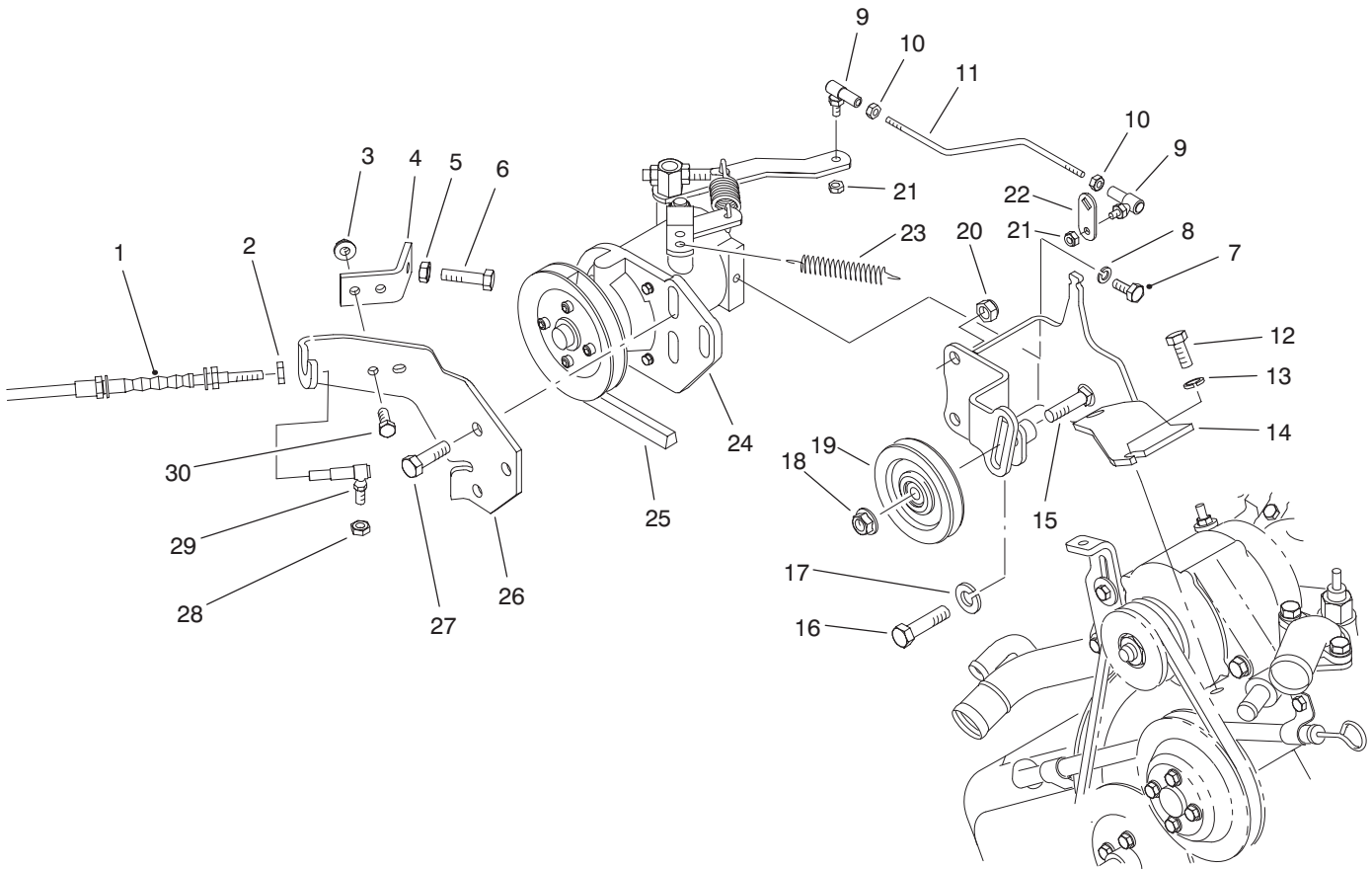


T-1604

ENGINE INSTALLATION ASSEMBLY

| Ref. No. | Part No. | Description | No. Used |
|----------|----------|--|----------|
| 1 | 94-5239 | Hose - Air Cleaner | 1 |
| 2 | 2412-92 | Clamp - Hose | 1 |
| 3 | 87-1680 | Chamber - Air | 1 |
| 4 | 322-6 | Screw - Cap Hex. Hd. | 2 |
| 5 | 3256-23 | Washer - Flat | 2 |
| 6 | 2412-119 | Clamp - Hose | 3 |
| 7 | 87-3740 | Hose - Breather | 1 |
| 8 | 48-7890 | Nut - Hex. | 1 |
| 9 | 87-1960 | Engine Assembly (Incl. Ref. #11, 12 & 14) | 1 |
| 10 | 87-3070 | Cable - Positive | 1 |
| 11 | 3254-2 | Washer - Lock | 1 |
| 12 | 42-9580 | Nut - Hex. | 3 |
| 13 | 32128-33 | Nut - Flange | 1 |
| 14 | 92-2027 | Coil - Ignition | 1 |
| 15 | 321-4 | Screw - Cap Hex. Hd. | 1 |
| 16 | 70-1480 | Relay | 1 |
| 19 | 87-2760 | Bracket - Ignition Coil | 1 |
| 20 | 48-9480 | Screw - Cap Hex. Hd. | 2 |
| 21 | 3253-6 | Washer - Lock | 2 |
| 22 | 57-6380 | Screw - Cap Hex. Hd. | 2 |
| 23 | 87-3620 | Shield - Heat | 1 |
| 24 | 52-2480 | Spacer | 2 |
| 25 | 87-3080 | Wire - Ground | 1 |
| 27 | 66-3160 | Screw - Cap Hex. Hd. | 1 |
| 28 | 87-3730 | Hose - Coolant | 2 |
| 29 | 87-3430 | Hose - Radiator Upper | 1 |

| Ref. No. | Part No. | Description | No. Used |
|----------|----------|---|----------|
| 30 | 2412-34 | Clamp - Hose | 2 |
| 31 | 87-5050 | Hose - Radiator Lower | 1 |
| 32 | 2412-130 | Clamp - Hose | 2 |
| 33 | 87-3500 | Hose - Air Cleaner | 1 |
| 36 | 3296-29 | Nut - Lock | 2 |
| 37 | 3253-3 | Washer - Lock | 1 |
| 38 | 87-5070 | Pulley - Crankshaft | 1 |
| 39 | 65-5390 | Washer - Flat | 4 |
| 40 | 66-3160 | Screw - Cap Hex. Hd. | 5 |
| 41 | 43-4300 | Trim | 2 |
| 42 | 322-2 | Screw - Cap Hex. Hd. | 1 |
| 43 | 2412-10 | Clamp - R | 1 |
| 44 | 32128-20 | Nut - Flange Lock | 1 |
| 45 | 47-2964 | Hose - Fuel | 1 |
| 46 | 75-4701 | Hose - Fuel | 1 |
| 47 | 2412-108 | Clamp - Hose | 2 |
| 48 | 87-8640 | Washer - Flat | 1 |
| 50 | 3290-357 | Nut - Flange Lock | 2 |
| 51 | 75-6880 | Spark Arrestor (Optional) (Incl. Ref. #52) | 1 |
| 52 | 32144-42 | Screw - Spark Arrestor | 1 |
| 53 | 87-1510 | Muffler & Tailpipe | 1 |
| 54 | 92-2044 | Gasket - Exhaust | 1 |
| 55 | 323-29 | Screw - Cap Hex. Hd. | 2 |
| 56 | 93-7149 | Shield - Heat | 1 |
| 57 | 63-7790 | Screw - Cap Hex. Hd. | 1 |
| 58 | 66-3160 | Screw - Cap Hex. Hd. | 1 |

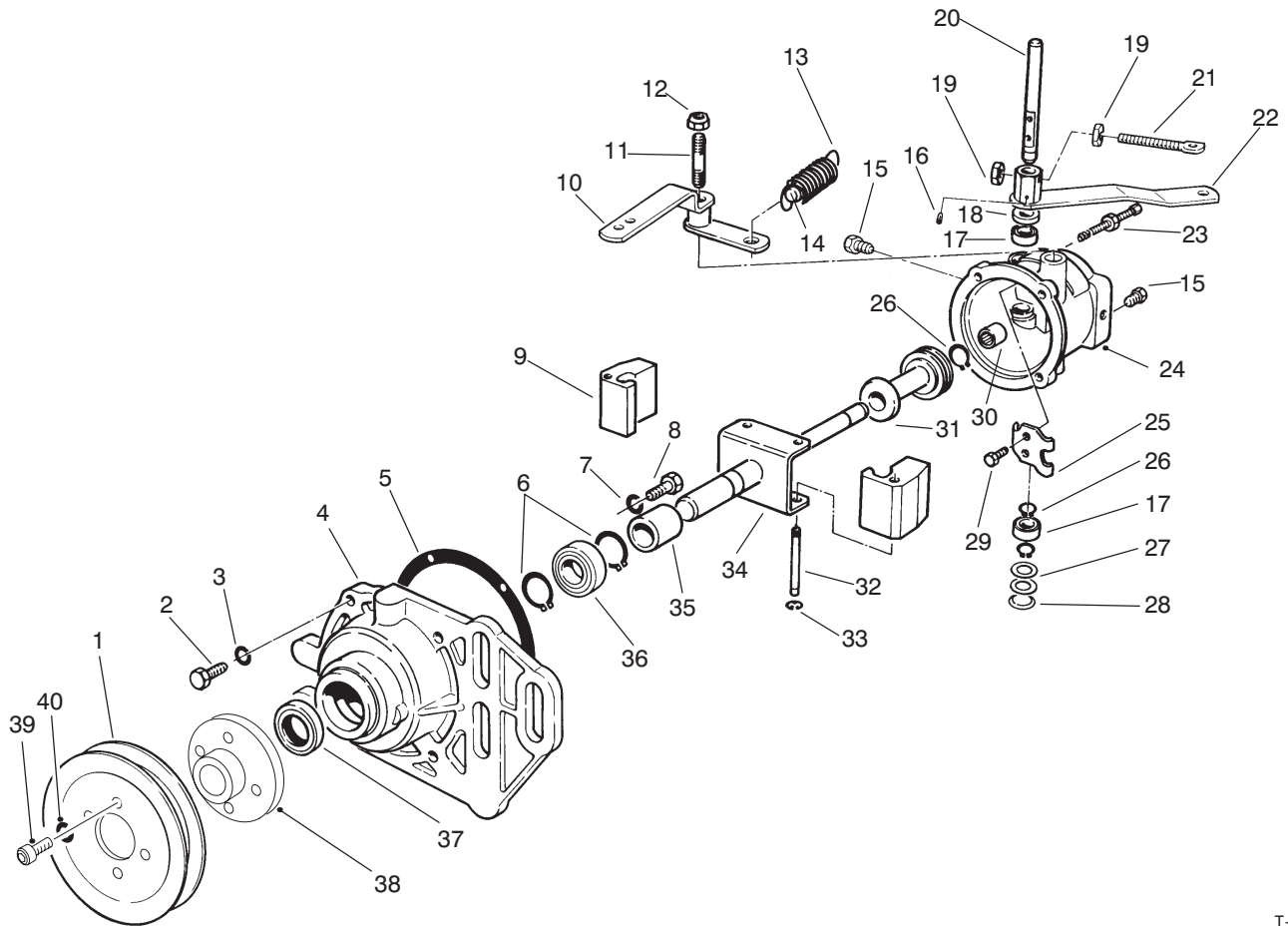


T-1605

GOVERNOR ASSEMBLY

| Ref. No. | Part No. | Description | No. Used |
|----------|----------|--|----------|
| 1 | 93-7098 | Accelerator Cable Assembly (Incl. Ref. #2) | 1 |
| 2 | 3220-1 | Nut - Jam | 1 |
| 3 | 32128-33 | Nut - Flange | 2 |
| 4 | 87-4770 | Bracket - High Idle Stop | 1 |
| 5 | 3220-2 | Nut - Jam | 1 |
| 6 | 3210-9 | Screw - Cap Hex. Hd. | 1 |
| 7 | 321-3 | Screw - Cap Hex. Hd. | 1 |
| 8 | 3253-3 | Washer - Lock | 1 |
| 9 | 21-5640 | Joint - Ball | 2 |
| 10 | 3219-14 | Nut - Jam | 2 |
| 11 | 87-4210 | Rod - Linkage | 1 |
| 12 | 66-3160 | Screw - Cap Hex. Hd. | 2 |
| 13 | 3253-4 | Washer - Lock | 2 |
| 14 | 87-4750 | Bracket - Governor | 1 |
| 15 | 3231-26 | Bolt - Carriage | 1 |

| Ref. No. | Part No. | Description | No. Used |
|----------|----------|----------------------|----------|
| 16 | 87-3700 | Screw - Cap Hex. Hd. | 1 |
| 17 | 3253-22 | Washer - Lock | 1 |
| 18 | 3290-357 | Nut - Flange | 1 |
| 19 | 63-8140 | Pulley | 1 |
| 20 | 3296-39 | Nut - Lock | 3 |
| 21 | 3296-27 | Nut - Lock | 2 |
| 22 | 87-2400 | Lever - Throttle | 1 |
| 23 | 87-4020 | Spring - Extension | 1 |
| 24 | 87-8720 | Governor Assembly | 1 |
| 25 | 87-3200 | Belt - V | 1 |
| 26 | 87-3900 | Bracket - Cable | 1 |
| 27 | 323-7 | Screw - Cap Hex. Hd. | 3 |
| 28 | 3296-3 | Nut - Lock | 1 |
| 29 | 18-1720 | Joint - Ball | 1 |
| 30 | 321-4 | Screw - Cap Hex. Hd. | 2 |

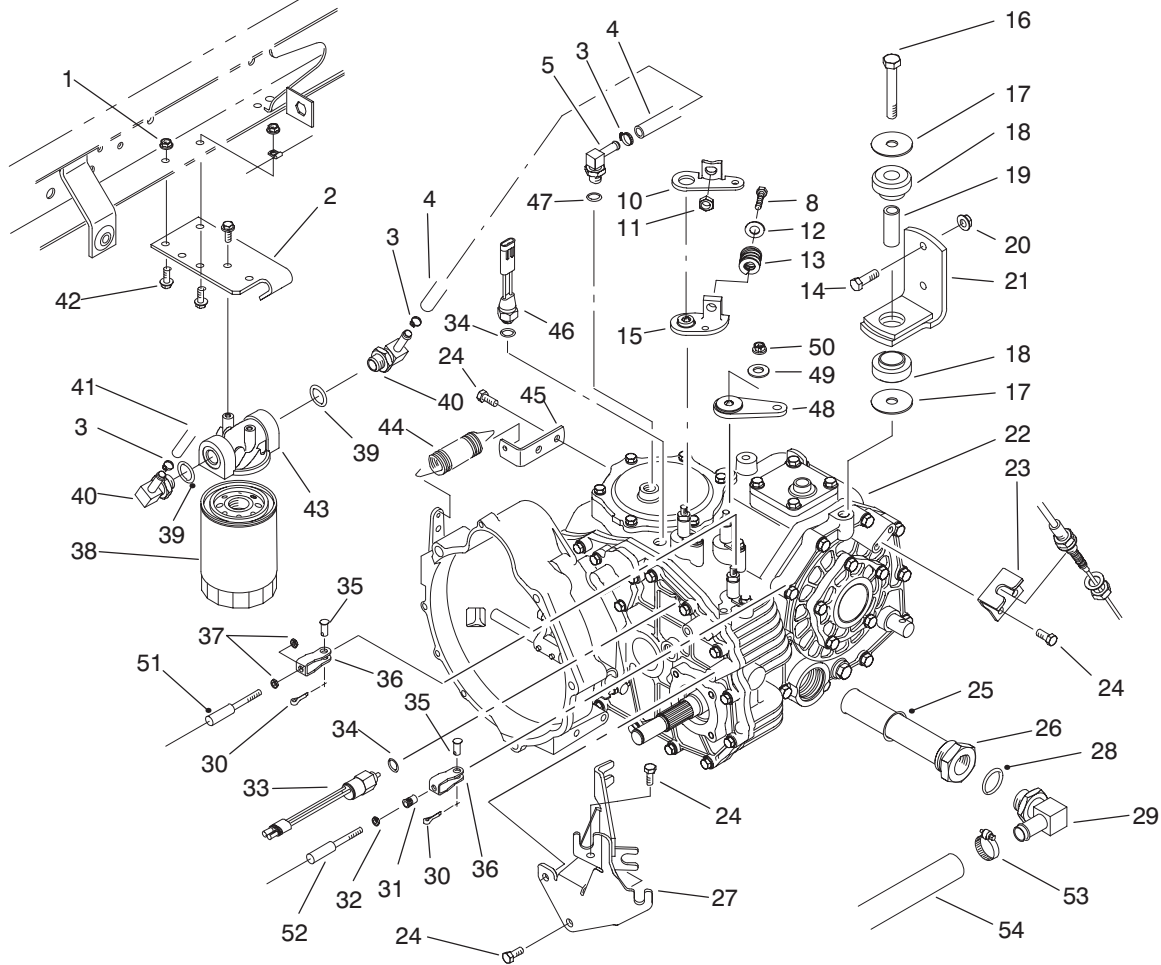


T-1606

GOVERNOR

| Ref. No. | Part No. | Description | No. Used |
|----------|----------|--------------------------|----------|
| 1 | 87-8830 | Pulley | 1 |
| 2 | 18-5620 | Screw | 4 |
| 3 | 18-5630 | Washer - Lock | 4 |
| 4 | 87-6560 | Cover | 1 |
| 5 | 18-5790 | Gasket | 1 |
| 6 | 18-5640 | Ring - Retaining | 2 |
| 7 | 18-5770 | Washer - Lock | 2 |
| 8 | 32113-14 | Screw | 2 |
| 9 | 70-2150 | Flyweight | 2 |
| 10 | 87-6590 | Assy. Lever & Fitting | 1 |
| 11 | 87-6580 | Stud - Lever Pivot | 1 |
| 12 | 3296-5 | Nut - Lock | 1 |
| 13 | 87-6490 | Spring | 1 |
| 14 | 87-6550 | Pin - Forced Idle | 1 |
| 15 | 285-17 | Plug - Pipe | 2 |
| 16 | 18-5750 | Pin | 1 |
| 17 | 18-5450 | Bearing | 2 |
| 18 | 71-4780 | Seal - Oil, Rocker Shaft | 1 |
| 19 | 3219-2 | Nut | 2 |
| 20 | 72-5890 | Shaft - Rocker | 1 |
| 21 | 87-6540 | Bolt - Eye | 1 |

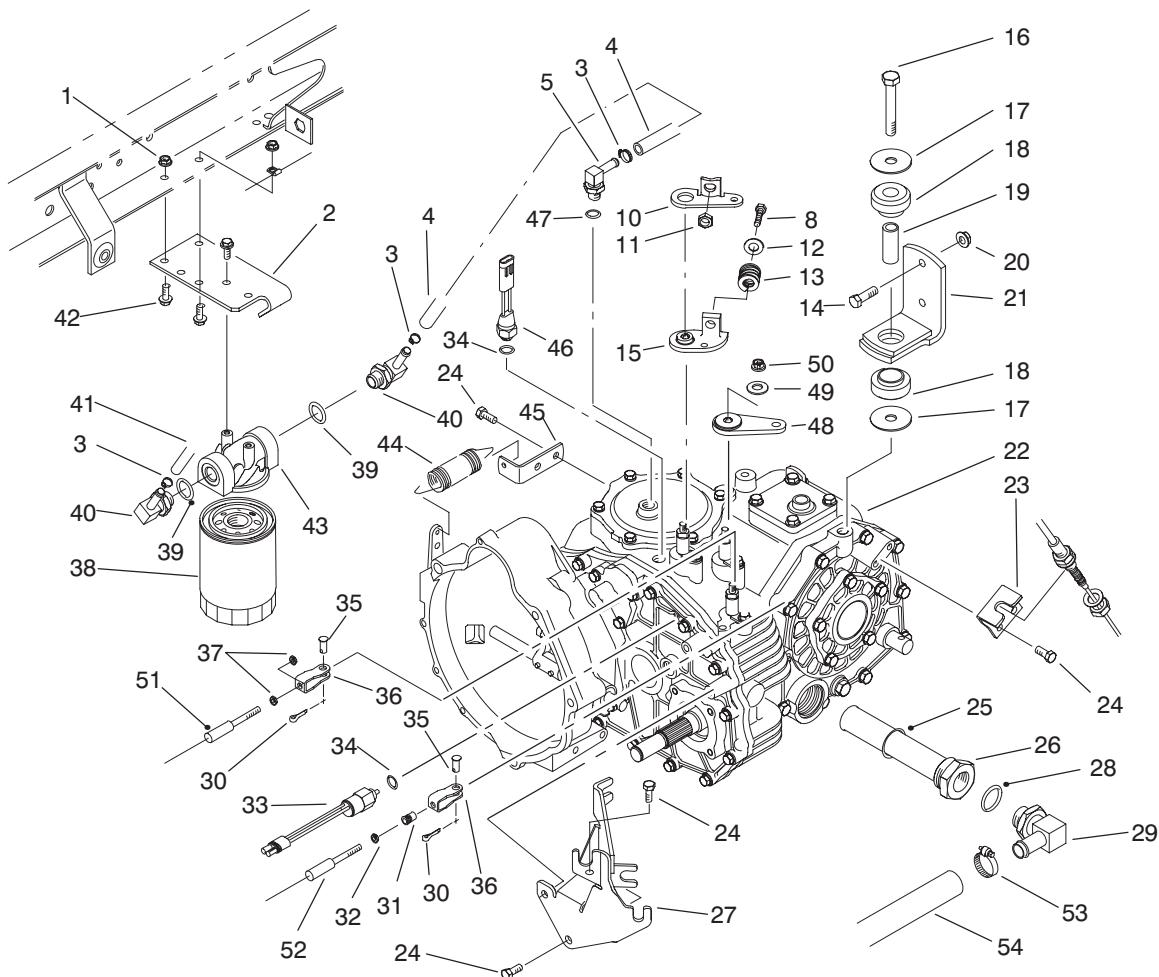
| Ref. No. | Part No. | Description | No. Used |
|----------|----------|------------------------------------|----------|
| 22 | 87-6530 | Assembly - Throttle Lever | 1 |
| 23 | 72-5910 | Assembly - Bumper Screw | 1 |
| 24 | 87-6520 | Body | 1 |
| 25 | 18-5520 | Lever - Rocker | 1 |
| 26 | 18-5540 | Retainer - Sleeve Stop | 3 |
| 27 | 18-5440 | Spacer | 2 |
| 28 | 18-5430 | Plug - Expansion | 1 |
| 29 | 18-5530 | Screw & Lockwasher | 2 |
| 30 | 72-5940 | Bearing - Needle | 1 |
| 31 | 70-2100 | Assembly - Thrust Sleeve & Bearing | 1 |
| 32 | 18-5660 | Pin - Pivot, Flyweight | 2 |
| 33 | 18-5670 | Retainer - Pivot Pin | 2 |
| 34 | 87-6510 | Assembly - Shaft & Yoke | 1 |
| 35 | 70-2120 | Spacer | 1 |
| 36 | 70-2140 | Bearing - Front | 1 |
| 37 | 18-5580 | Seal - Oil, Front | 1 |
| 38 | 87-8820 | Hub - Pulley | 1 |
| 39 | 3274-52 | Screw - Hex. Socket Hd. | 4 |
| 40 | 3253-18 | Washer - Lock | 4 |



T-1994

TRANSAXLE INSTALLATION ASSEMBLY

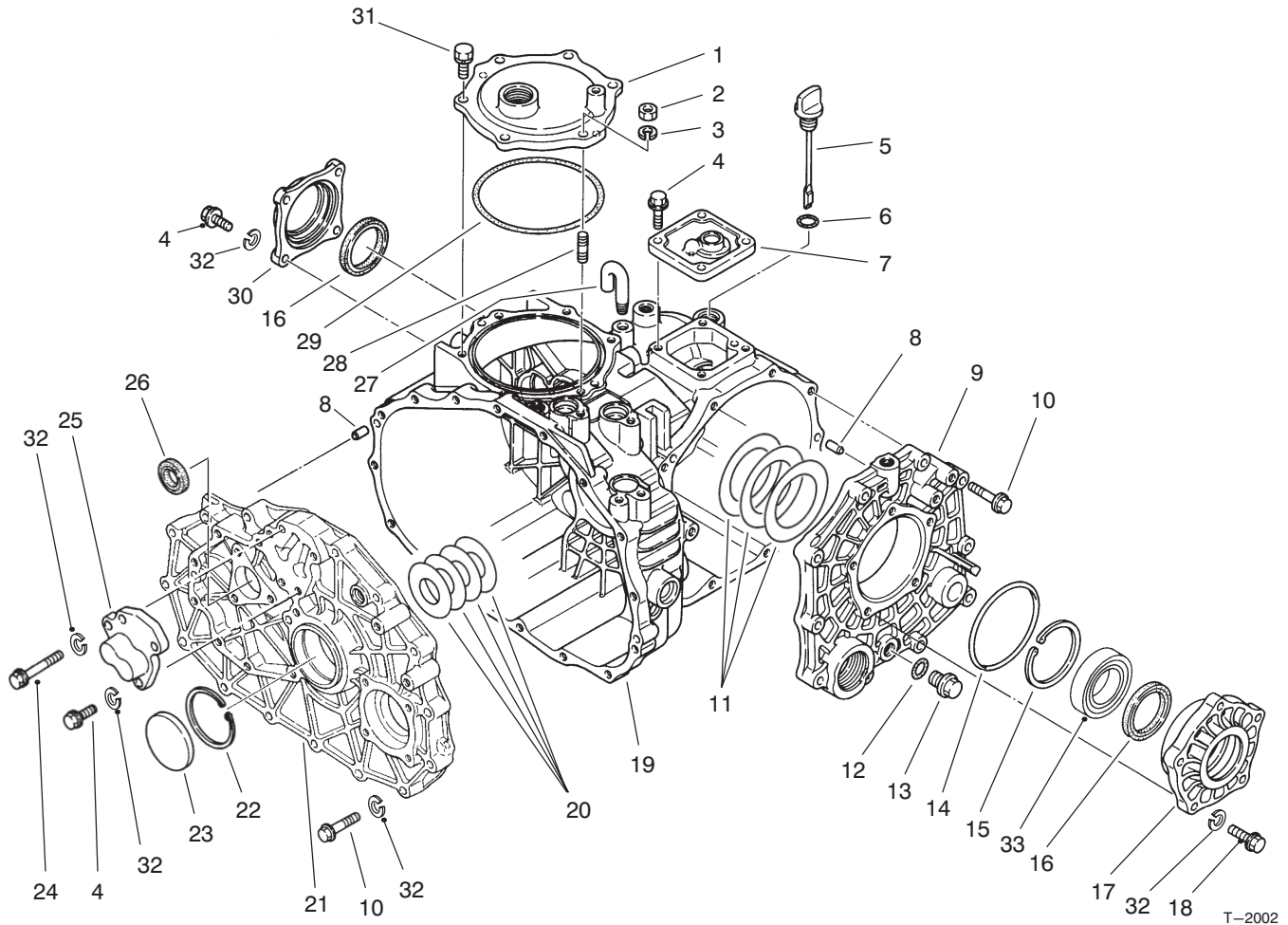
| Ref. No. | Part No. | Description | No. Used | Ref. No. | Part No. | Description | No. Used |
|----------|----------|--|----------|----------|----------|---|----------|
| 1 | 32128-33 | Nut - Flange Lock | 1 | 27 | 87-4820 | Bracket - Cable | 1 |
| 2 | 87-7040 | Bracket - Oil Filter | 1 | 28 | 237-81 | Seal - O-Ring | 1 |
| 3 | 2412-36 | Clamp - Hose | 3 | 29 | 253-987 | Fitting - Hydraulic 90° (Incl. Ref. #28) | 1 |
| 4 | 87-5730 | Hose - Hydraulic | 1 | 30 | 3272-6 | Pin - Cotter | 3 |
| 5 | 354-135 | Fitting - Hydraulic 90° (Incl. Ref. #47) | 1 | 31 | 32148-15 | Nut - Clinch | 1 |
| 8 | 323-10 | Screw - Cap Hex. Hd. | 1 | 32 | 3219-14 | Nut - Hex. | 1 |
| 10 | 87-8250 | Plate - Shift Arm | 1 | 33 | 87-6710 | Switch - Supervisor | 1 |
| 11 | 32128-21 | Nut - Lock | 1 | 34 | 237-30 | Seal - O-Ring | 2 |
| 12 | 3256-4 | Washer - Flat | 1 | 35 | 283-62 | Pin - Clevis | 3 |
| 13 | 87-6910 | Spring - Compression | 1 | 36 | 87-2310 | Clevis - Cable | 3 |
| 14 | 323-7 | Screw - Cap Hex. Hd. | 4 | 37 | 3220-1 | Nut - Jam | 4 |
| 15 | 87-7970 | Arm - Shift | 1 | 38 | 54-0110 | Element - Oil Filter | 1 |
| 16 | 3215-1 | Screw - Cap Hex. Hd. | 1 | 39 | 237-79 | Seal - O-Ring | 2 |
| 17 | 87-5100 | Washer | 4 | 40 | 354-134 | Fitting - Hydraulic 90° (Incl. Ref. #39) | 2 |
| 18 | 87-4970 | Transaxle Mount Assembly (Incl. Ref. #19) | 2 | 41 | 87-4920 | Hose - Hydraulic | 1 |
| 19 | | Spacer - Mount | 2 | 42 | 3234-4 | Screw - Hex. Flange Hd. | 4 |
| 20 | 3296-39 | Nut - Flange Lock | 4 | 43 | 87-8780 | Head - Oil Filter | 1 |
| 21 | 87-5800 | Bracket - Mount | 2 | 44 | 68-9950 | Spring - Extension | 1 |
| 22 | 87-9530 | Transaxle Assembly | 1 | 45 | 87-7170 | Bracket - Clutch Spring | 1 |
| 23 | 87-4470 | Bracket | 1 | 46 | 72-4310 | Switch - Ball N.C. | 1 |
| 24 | 66-3160 | Screw - Cap Hex. Hd. | 7 | 47 | 237-42 | Seal - O-Ring | 1 |
| 25 | 237-123 | Seal - O-Ring | 1 | 48 | 87-7960 | Lever - Shift Arm | 2 |
| 26 | 87-3990 | Oil Strainer Assembly (Incl. Ref. #25) | 1 | 49 | 80-6990 | Washer - Flat | 3 |
| | | | | 50 | 48-9520 | Nut - Lock | 3 |



T-1994

TRANSAXLE INSTALLATION ASSEMBLY (Continued)

| Ref. No. | Part No. | Description | No. Used | Ref. No. | Part No. | Description | No. Used |
|----------|----------|--|----------|----------|----------|------------------|----------|
| 51 | 87-4260 | Shift Cable Assembly (Incl. Ref. #37) | 2 | 53 | 2412-34 | Clamp - Hose | 1 |
| 52 | 87-4420 | Hi-Lo Cable Assembly (Incl. Ref. #32) | 1 | 54 | 87-3670 | Hose - Hydraulic | 1 |

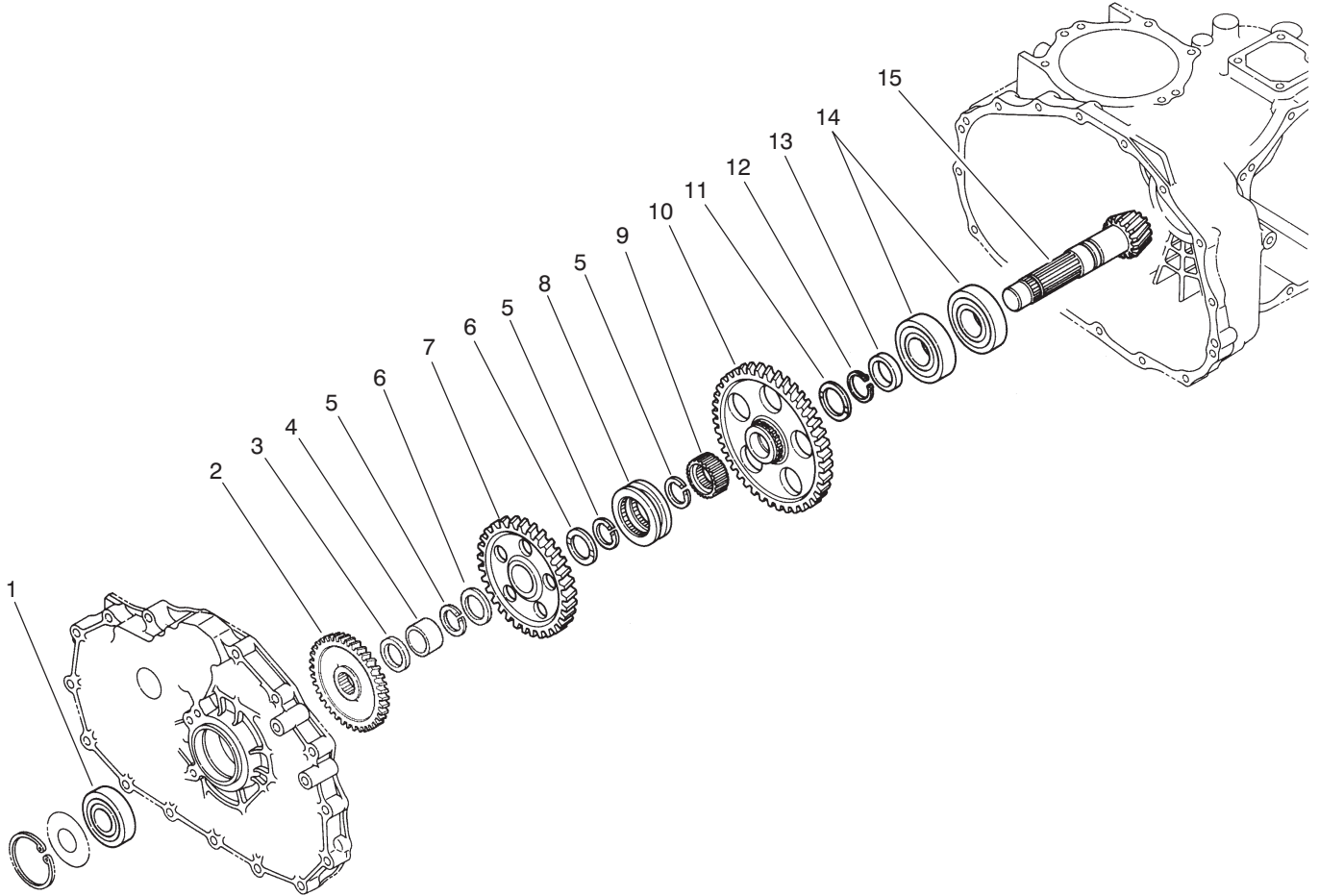


T-2002

TRANSAXLE CASE ASSEMBLY

| Ref. No. | Part No. | Description | No. Used |
|----------|----------|---|----------|
| 1 | 92-0656 | Cover - P.T.O. | 1 |
| 2 | 48-7930 | Nut - Hex. | 1 |
| 3 | 92-0762 | Washer - Lock | 1 |
| 4 | 60-6750 | Screw - Cap Hex. Hd. | 11 |
| 5 | 92-0662 | Cap - Oil | 1 |
| 6 | 92-0788 | O-Ring | 1 |
| 7 | 92-0652 | Cover - Upper | 1 |
| 8 | 92-0765 | Pin - Alignment | 4 |
| 9 | 92-0653 | Cover - Side | 1 |
| 10 | 42-9530 | Screw - Cap Hex. Hd. | 25 |
| 11 | 92-0809 | Shim Set | 1 |
| 12 | 92-0787 | O-Ring | 1 |
| 13 | 92-0773 | Drain Plug Assembly (Incl. Ref. #12) | 1 |
| 14 | 92-0789 | O-Ring | 1 |
| 15 | 92-0760 | Ring - Retaining | 1 |
| 16 | 92-0793 | Seal - Oil | 2 |

| Ref. No. | Part No. | Description | No. Used |
|----------|----------|------------------------|----------|
| 17 | 92-0654 | Carrier - Differential | 1 |
| 18 | 48-7730 | Screw - Cap Hex. Hd. | 5 |
| 19 | 92-0651 | Case - Transaxle | 1 |
| 20 | 92-0808 | Shim Set | 1 |
| 21 | 92-5180 | Plate - Center | 1 |
| 22 | 92-0759 | Ring - Retaining | 1 |
| 23 | 92-0807 | Cap - Sealing | 1 |
| 24 | 48-7560 | Screw - Cap Hex. Hd. | 1 |
| 25 | 92-0706 | Cap - Fork Shaft | 1 |
| 26 | 92-0791 | Seal - Oil | 1 |
| 27 | 92-0743 | Breather - Air | 1 |
| 28 | 92-0804 | Stud | 1 |
| 29 | 92-0790 | O-Ring | 1 |
| 30 | 92-0655 | Cover - Seal | 1 |
| 31 | 92-0796 | Screw - Cap Hex. Hd. | 5 |
| 32 | 42-9850 | Washer - Lock | 42 |
| 33 | 92-0775 | Bearing - Ball | 2 |

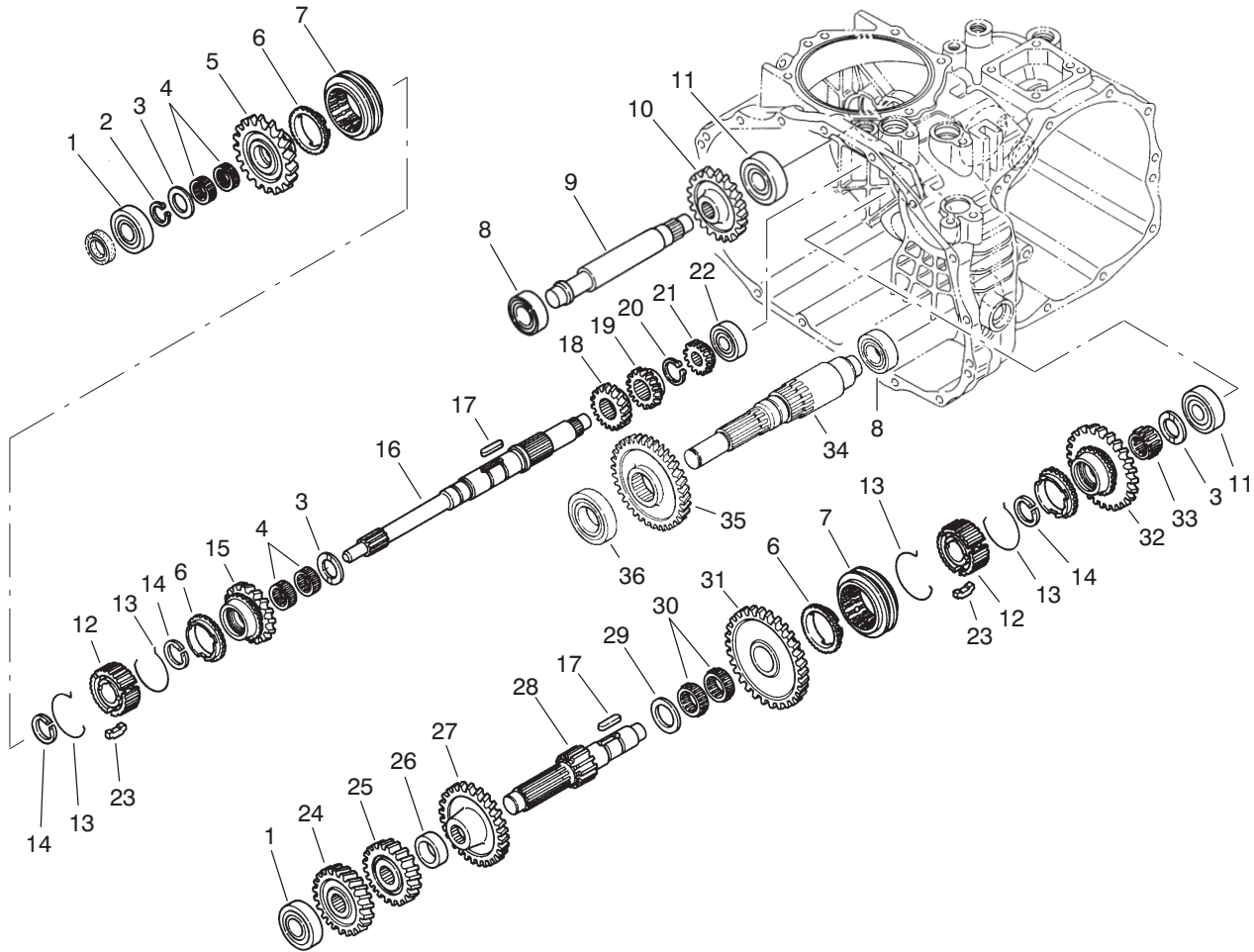


T-2003

COUNTERSHAFT ASSEMBLY

| Ref. No. | Part No. | Description | No. Used |
|----------|----------|------------------|----------|
| 1 | 92-0712 | Bearing – Ball | 1 |
| 2 | 92-5186 | Gear – 43T | 1 |
| 3 | 92-0716 | Collar | 1 |
| 4 | 92-0783 | Sleeve – Inner | 1 |
| 5 | 92-0764 | Ring – Retaining | 3 |
| 6 | 92-0711 | Washer – Thrust | 2 |
| 7 | 92-0715 | Gear – 49T | 1 |
| 8 | 92-0718 | Shifter – Hi-Lo | 1 |

| Ref. No. | Part No. | Description | No. Used |
|----------|----------|---|----------|
| 9 | 92-0719 | Collar – Spline | 1 |
| 10 | 92-0717 | Gear – 71T | 1 |
| 11 | 92-0741 | Washer – Thrust | 1 |
| 12 | 92-0755 | Ring – Retaining | 1 |
| 13 | 92-0713 | Collar | 1 |
| 14 | 92-0714 | Bearing – Ball | 2 |
| 15 | 92-0710 | Counter Shaft Assembly (Incl. Ring Gear) | 1 |

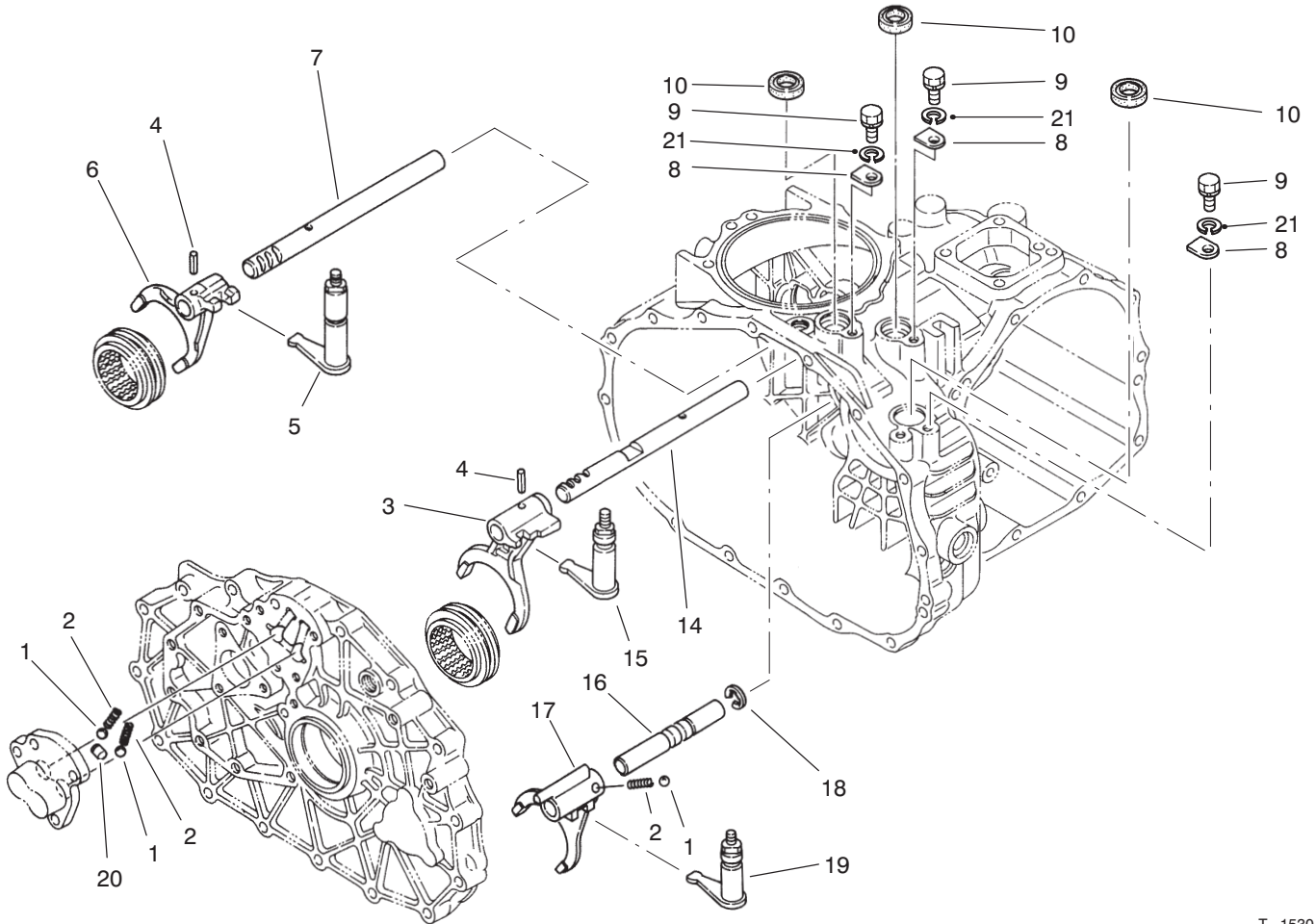


T-2004

TRANSAXLE GEAR SHAFTS ASSEMBLY

| Ref. No. | Part No. | Description | No. Used |
|----------|----------|-----------------------|----------|
| 1 | 251-8 | Bearing - Ball | 2 |
| 2 | 92-0753 | Ring - Retaining | 1 |
| 3 | 92-0740 | Washer - Thrust | 3 |
| 4 | 92-0781 | Bearing - Needle | 4 |
| 5 | 92-0820 | Gear - 27T | 1 |
| 6 | 92-0667 | Ring - Synchro | 3 |
| 7 | 92-0668 | Shifter - Synchro | 2 |
| 8 | 251-346 | Bearing - Ball | 2 |
| 9 | 92-0824 | Shaft - Reverse Idler | 1 |
| 10 | 92-0684 | Gear - 33T | 1 |
| 11 | 92-0778 | Bearing - Ball | 2 |
| 12 | 92-0664 | Hub - Synchro | 2 |
| 13 | 92-0666 | Spring - Synchro | 4 |
| 14 | 92-0763 | Ring - Retaining | 3 |
| 15 | 92-0821 | Gear - 24T | 1 |
| 16 | 92-0663 | Shaft - Main | 1 |
| 17 | 92-0772 | Key | 2 |
| 18 | 92-0687 | Gear - 16T | 1 |

| Ref. No. | Part No. | Description | No. Used |
|----------|----------|---------------------|----------|
| 19 | 92-0672 | Gear - 18T | 1 |
| 20 | 92-0754 | Ring - Retaining | 1 |
| 21 | 92-0673 | Gear - 14T | 1 |
| 22 | 92-0650 | Bearing - Ball | 1 |
| 23 | 92-0665 | Key - Synchro | 6 |
| 24 | 92-0822 | Gear - 28T | 1 |
| 25 | 92-0679 | Gear - 23T | 1 |
| 26 | 92-0680 | Collar | 1 |
| 27 | 92-0823 | Gear - 43T | 1 |
| 28 | 92-0674 | Shaft - Reduction | 1 |
| 29 | 92-0682 | Washer - Thrust | 1 |
| 30 | 92-0681 | Bearing - Needle | 2 |
| 31 | 92-0677 | Gear - 49T | 1 |
| 32 | 92-0819 | Gear - 40T | 1 |
| 33 | 92-0782 | Bearing - Needle | 1 |
| 34 | 92-5183 | Shaft - Front Drive | 1 |
| 35 | 92-5184 | Gear - 41T | 1 |
| 36 | 92-5185 | Bearing - Ball | 1 |

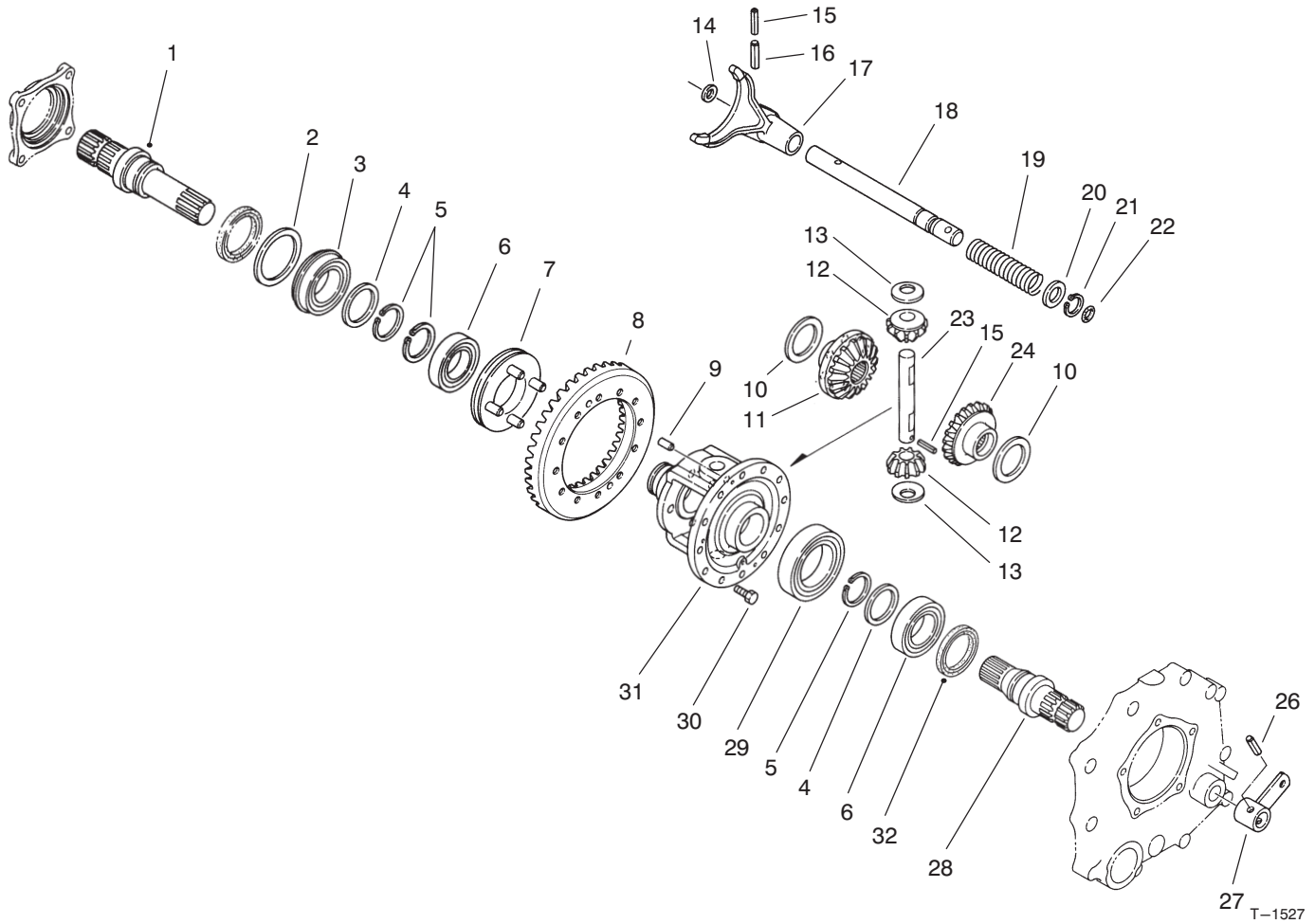


T-1530

SHIFT FORK ASSEMBLY

| Ref. No. | Part No. | Description | No. Used |
|----------|----------|----------------------|----------|
| 1 | 92-0785 | Ball | 3 |
| 2 | 92-0731 | Spring - Compression | 3 |
| 3 | 92-0700 | Fork - Shift R-1 | 1 |
| 4 | 92-0769 | Pin - Spring | 2 |
| 5 | 92-0817 | Arm - Shift Fork 2-3 | 1 |
| 6 | 92-0701 | Fork - Shift 2-3 | 1 |
| 7 | 92-0699 | Shaft - Fork 2-3 | 1 |
| 8 | 92-0732 | Plate - Keeper | 3 |
| 9 | 48-7700 | Screw - Cap Hex. Hd. | 3 |

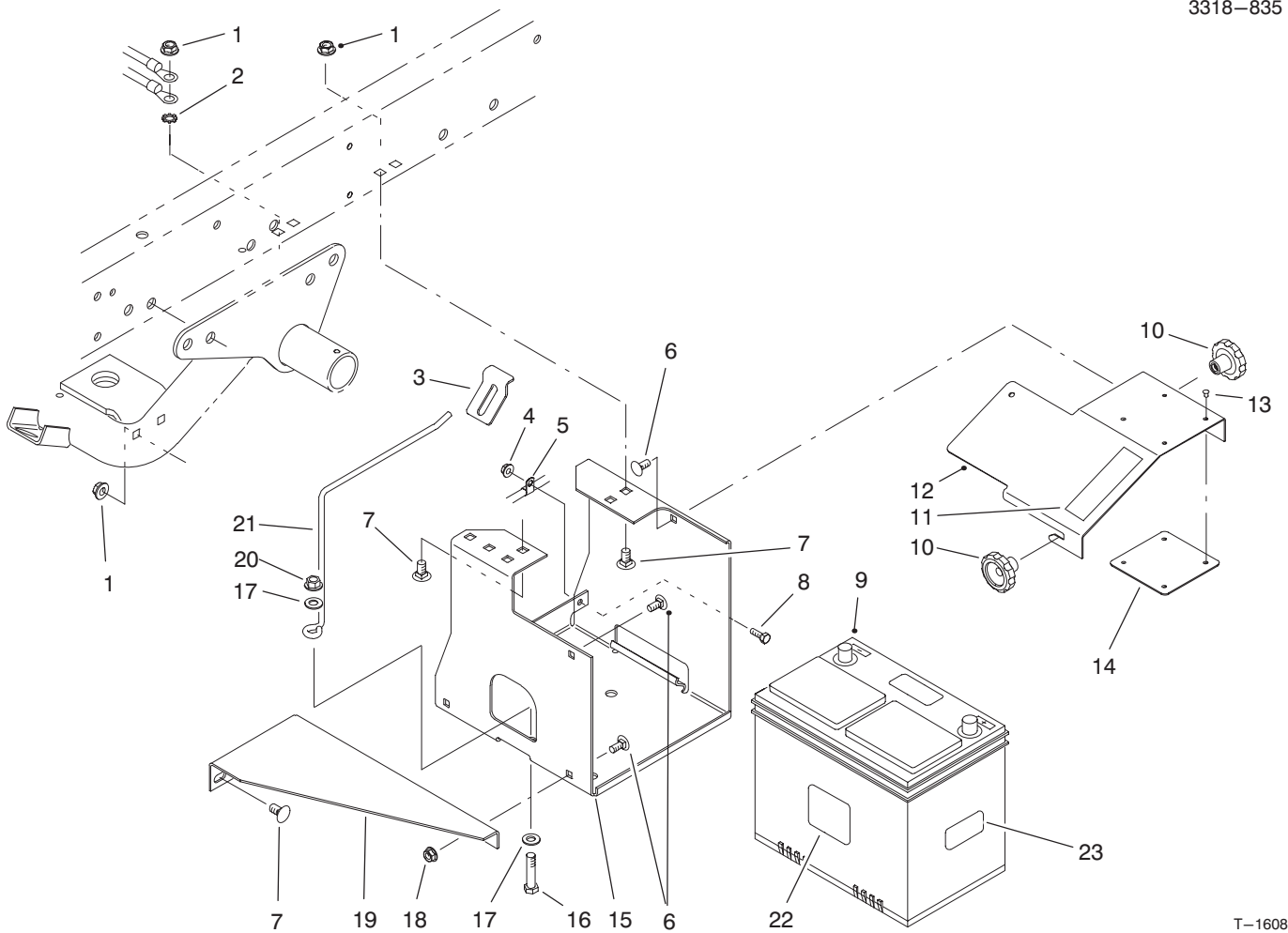
| Ref. No. | Part No. | Description | No. Used |
|----------|----------|------------------------|----------|
| 10 | 92-0729 | Seal - Oil | 3 |
| 14 | 92-0698 | Shaft - Fork R-1 | 1 |
| 15 | 92-0816 | Arm - Shift Fork R-1 | 1 |
| 16 | 92-0708 | Shaft - Fork Hi-Lo | 1 |
| 17 | 92-0709 | Fork - Shift Hi-Lo | 1 |
| 18 | 92-0761 | Ring - Retaining | 1 |
| 19 | 92-0818 | Arm - Shift Fork Hi-Lo | 1 |
| 20 | 92-0705 | Lock - Spindle | 1 |
| 21 | 42-9850 | Washer - Lock | 3 |



DIFFERENTIAL GEAR ASSEMBLY

| Ref. No. | Part No. | Description | No. Used |
|----------|----------|---|----------|
| 1 | 92-0726 | Shaft - Axle R.H. | 1 |
| 2 | 92-0728 | Washer | 1 |
| 3 | 92-0780 | Bearing - Ball | 1 |
| 4 | 92-0727 | Washer | 2 |
| 5 | 92-0756 | Ring - Retaining | 3 |
| 6 | 92-0775 | Bearing - Ball | 2 |
| 7 | 92-0730 | Slider - Differential Lock | 1 |
| 8 | 92-0710 | Ring Gear Assembly (Incl. Counter Shaft) | 1 |
| 9 | 92-0765 | Pin - Alignment | 2 |
| 10 | 92-0747 | Washer - Thrust | 2 |
| 11 | 92-0746 | Gear - Side R.H. | 1 |
| 12 | 92-0748 | Gear - Pinion | 2 |
| 13 | 92-0750 | Washer | 2 |
| 14 | 92-0744 | Washer | 1 |
| 15 | 92-0768 | Pin - Spring | 2 |

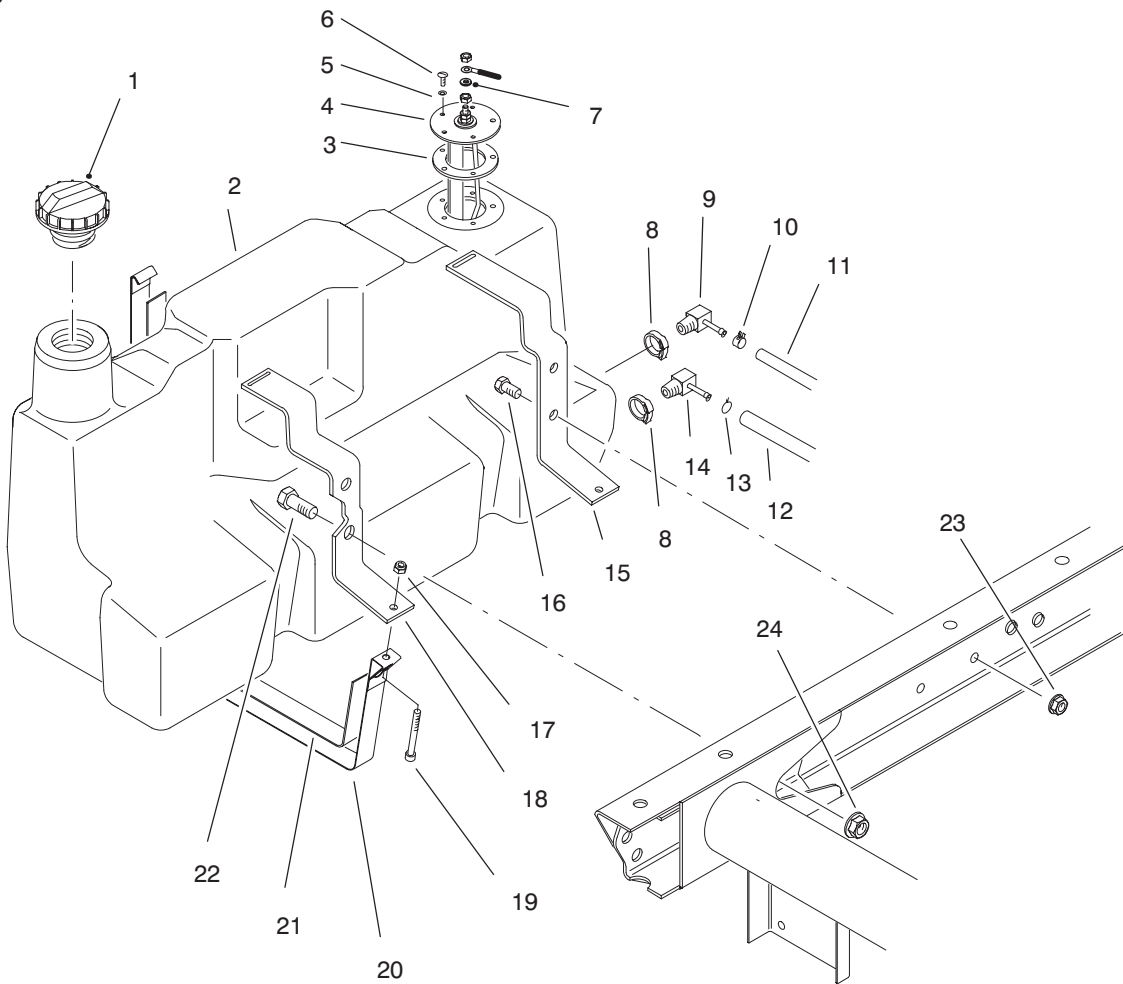
| Ref. No. | Part No. | Description | No. Used |
|----------|----------|--------------------------|----------|
| 16 | 92-0771 | Pin - Spring | 1 |
| 17 | 92-0721 | Fork - Differential Lock | 1 |
| 18 | 92-0722 | Shaft - Lock Fork | 1 |
| 19 | 92-0723 | Spring - Compression | 1 |
| 20 | 92-0733 | Washer | 1 |
| 21 | 92-0753 | Ring - Retaining | 1 |
| 22 | 92-0787 | O-Ring | 1 |
| 23 | 92-0749 | Shaft - Pinion | 1 |
| 24 | 92-0745 | Gear - Side L.H. | 1 |
| 26 | 92-0770 | Pin - Spring | 1 |
| 27 | 92-0724 | Arm - Differential Lock | 1 |
| 28 | 92-0725 | Shaft - Axle L.H. | 1 |
| 29 | 92-0776 | Bearing - Ball | 1 |
| 30 | 92-0803 | Screw - Hex. Flange Hd. | 12 |
| 31 | 92-0720 | Case - Differential | 1 |
| 32 | 92-0793 | Seal - Oil | 2 |



T-1608

BATTERY MOUNT ASSEMBLY

| Ref. No. | Part No. | Description | No. Used | Ref. No. | Part No. | Description | No. Used |
|----------|----------|-----------------------|----------|----------|----------|-------------------------|----------|
| 1 | 3290-357 | Nut - Flange Lock | 6 | 11 | 84-2780 | Decal - No Step (Japan) | 1 |
| 2 | 3255-9 | Washer - Lock ETLW | 1 | 12 | 87-5130 | Cover - Battery Base | 1 |
| 3 | 87-7610 | Tab - Battery Support | 1 | 13 | 3296-27 | Rivet - Plastic | 4 |
| 4 | 32128-33 | Nut - Flange Lock | 1 | 14 | 87-7620 | Shield - Plastic | 1 |
| 5 | 2412-89 | Clamp - R | 1 | 15 | 87-5120 | Bracket - Battery Base | 1 |
| 6 | 3230-23 | Bolt - Carriage | 4 | 16 | 323-9 | Screw - Cap Hex. Hd. | 1 |
| 7 | 3231-21 | Bolt - Carriage | 6 | 17 | 3256-24 | Washer - Flat | 2 |
| 8 | 321-4 | Screw - Cap Hex. Hd. | 1 | 18 | 32128-20 | Nut - Flange Lock | 2 |
| 9 | 55-7291 | Battery | 1 | 19 | 87-5110 | Support - Lower | 1 |
| 10 | 19-4050 | Knob | 2 | 20 | 3296-39 | Nut - Flange Lock | 1 |
| 11 | 36-3400 | Decal - No Step | 1 | 21 | 87-7600 | Rod - Battery Support | 1 |

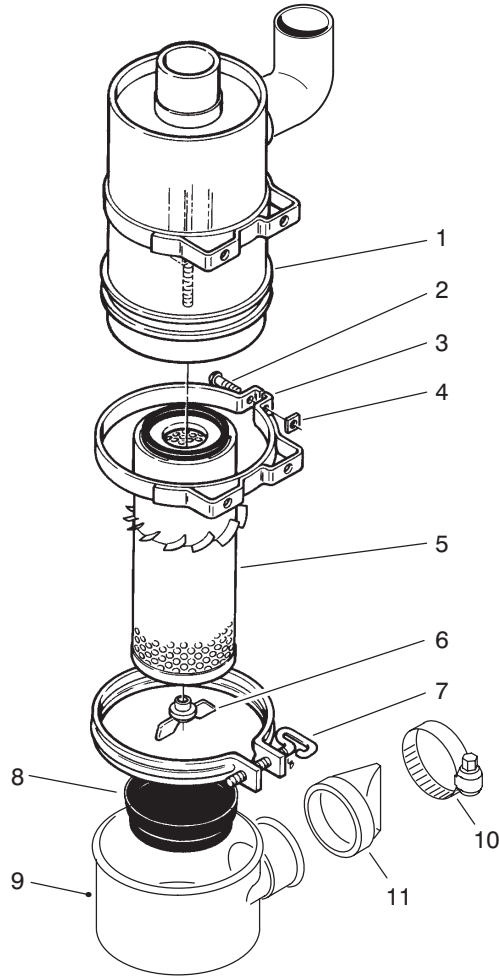


T-1609

FUEL TANK ASSEMBLY

| Ref. No. | Part No. | Description | No. Used |
|----------|----------|---|----------|
| 1 | 93-3101 | Cap - Fuel | 1 |
| 2 | 94-3801 | Fuel Tank Assembly (Incl. Ref. #8, 9 & 14) | 1 |
| 3 | 62-7650 | Gasket - Sending Unit | 1 |
| 4 | 63-7640 | Unit - Sending | 1 |
| 5 | 3253-15 | Washer - Lock | 5 |
| 6 | 32122-24 | Screw - Round Hd | 5 |
| 7 | 5-3637 | Washer - Flat | 1 |
| 8 | 2412-36 | Clamp | 2 |
| 9 | 76-4430 | Fitting - Fuel 90° | 1 |
| 10 | 2412-108 | Clamp - Hose | 1 |
| 11 | 75-4701 | Hose - Fuel | 1 |
| 12 | 63-9640 | Hose - Fuel | 2 |

| Ref. No. | Part No. | Description | No. Used |
|----------|----------|--------------------------|----------|
| 13 | 92-2379 | Clamp - Hose | 1 |
| 14 | 353-781 | Fitting - Fuel 90° | 1 |
| 15 | 87-3140 | Support - Rear | 1 |
| 16 | 323-4 | Screw - Cap Hex. Hd. | 2 |
| 17 | 3296-42 | Nut - Lock | 2 |
| 18 | 87-3150 | Support - Front | 1 |
| 19 | 3274-54 | Screw - Hex. Socket Hd. | 2 |
| 20 | 87-3160 | Strap - Tank Support | 2 |
| 21 | 87-3170 | Pad - Tank Support Strap | 2 |
| 22 | 3234-38 | Screw - Cap Hex. Hd. | 2 |
| 23 | 3290-357 | Nut - Flange | 2 |
| 24 | 32128-23 | Nut - Flange | 2 |

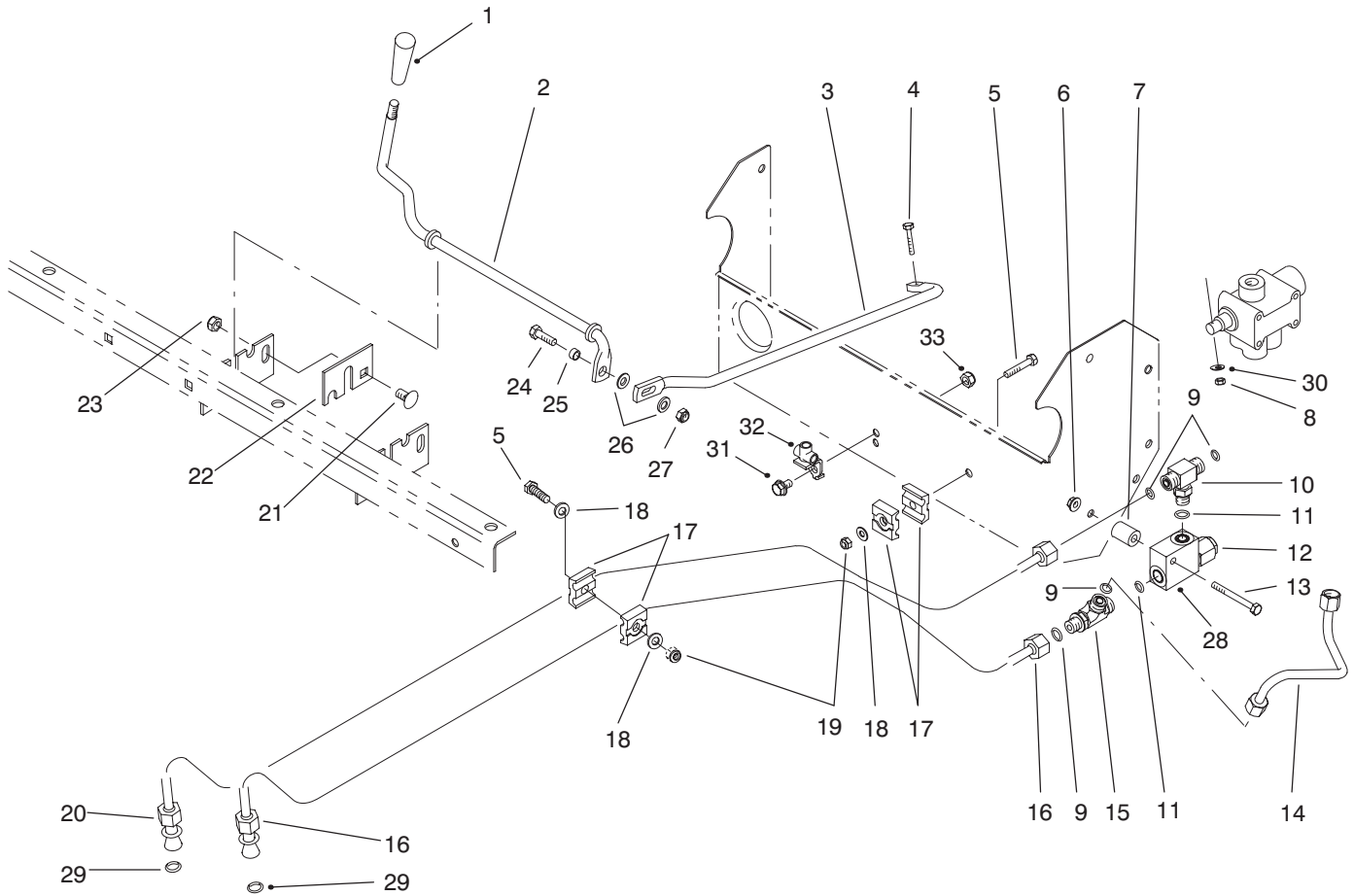


T-2507

AIR CLEANER ASSEMBLY

| Ref. No. | Part No. | Description | No. Used | Ref. No. | Part No. | Description | No. Used |
|----------|----------|--------------------------------------|----------|----------|----------|--|----------|
| 1 | | Body | 1 | 7 | 33-1340 | Clamp Assembly | 1 |
| 2 | 3258-19 | Screw - Round Head | 2 | 8 | 33-1310 | Baffle | 1 |
| 3 | 33-1350 | Band Assembly (Incl. Ref. #2 & 4) | 2 | 9 | 87-9390 | Cup | 1 |
| 4 | 32107-11 | Nut - Square | 2 | 10 | 2412-130 | Clamp - Hose | 1 |
| 5 | 33-1300 | Assembly - Element | 1 | 11 | 87-9400 | Valve | 1 |
| 6 | 33-1330 | Assembly - Nut | 1 | * | 94-5235 | Air Cleaner (Complete) (Incl. Ref. #1 & 5-11) | 1 |

*Not Illustrated



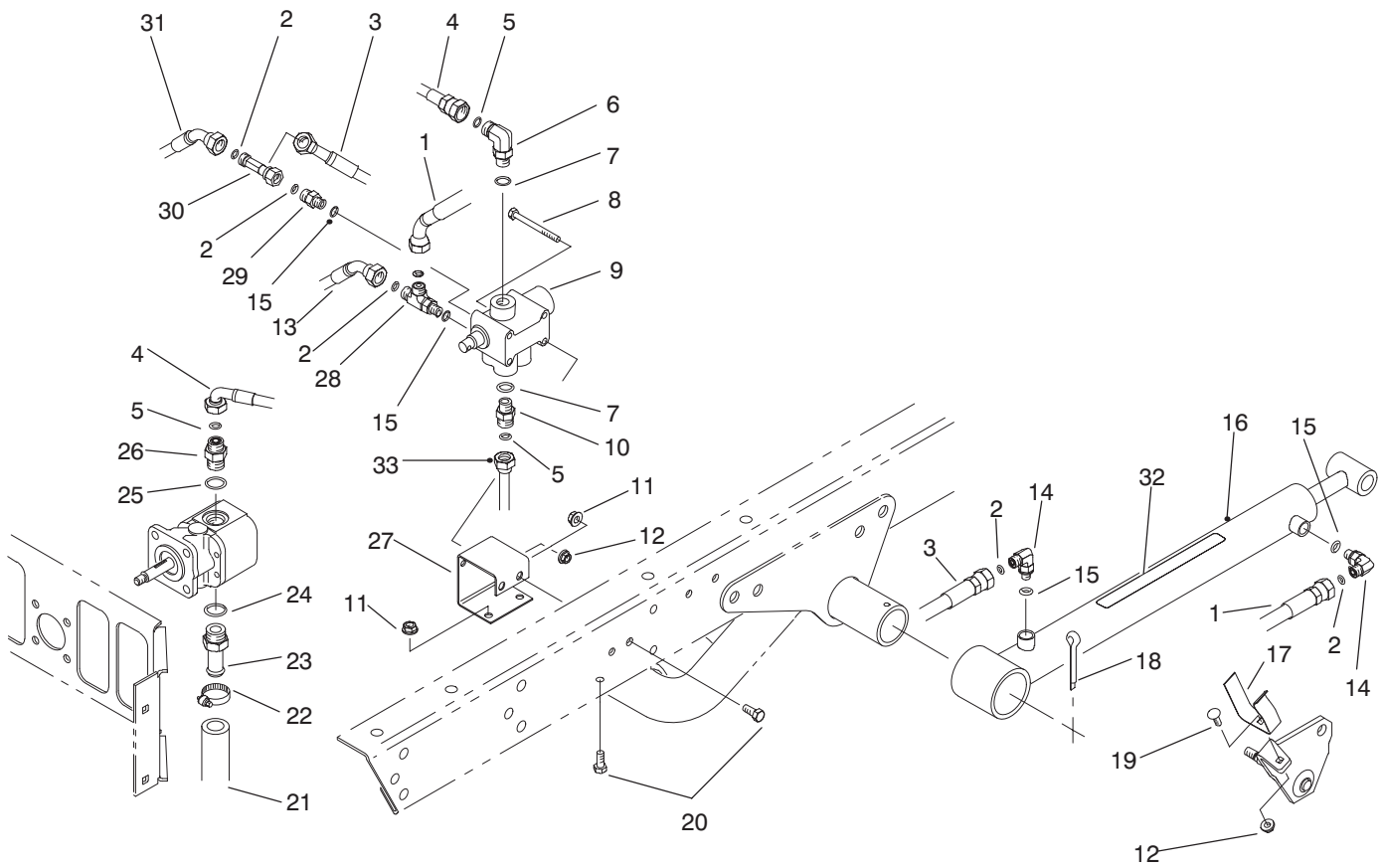
T-1610

LIFT VALVE LINKAGE ASSEMBLY

| Ref. No. | Part No. | Description | No. Used |
|----------|----------|---|----------|
| 1 | 233-39 | Knob | 1 |
| 2 | 87-4500 | Rod - Pivot | 1 |
| 3 | 87-4510 | Rod - Connecting | 1 |
| 4 | 87-5150 | Screw - Cap Hex. Hd. | 1 |
| 5 | 321-9 | Screw - Cap Hex. Hd. | 2 |
| 6 | 32128-33 | Nut - Flange Lock | 1 |
| 7 | 75-9610 | Spacer | 1 |
| 8 | 87-5140 | Nut - Lock | 1 |
| 9 | 237-22 | Seal - O-Ring | 4 |
| 10 | 340-94 | Fitting - Hydraulic Tee (Incl. Ref. #9 & 11) | 1 |
| 11 | 237-42 | Seal - O-Ring | 2 |
| 12 | 92-2160 | Cartridge - Relief Valve | 1 |
| 13 | 321-15 | Screw - Cap Hex. Hd. | 1 |
| 14 | 87-4560 | Tube - Hydraulic | 1 |
| 15 | 340-86 | Fitting - Hydraulic Tee (Incl. Ref. #9 & 11) | 1 |
| 16 | 93-7092 | Hydraulic Tube Assembly (Incl. Ref. #29) | 1 |
| 17 | 56-7973 | Clamp - Hydraulic Tube | 4 |

| Ref. No. | Part No. | Description | No. Used |
|----------|----------|--|----------|
| 18 | 3256-22 | Washer - Flat | 3 |
| 19 | 3296-42 | Nut - Lock | 2 |
| 20 | 93-7093 | Hydraulic Tube Assembly (Incl. Ref. #29) | 1 |
| 21 | 3231-21 | Bolt - Carriage | 1 |
| 22 | 87-4490 | Bracket - Hold-Down | 1 |
| 23 | 3296-39 | Nut - Lock | 1 |
| 24 | 322-5 | Screw - Cap Hex. Hd. | 1 |
| 25 | 87-5080 | Spacer - Connecting | 1 |
| 26 | 3256-23 | Washer - Flat | 2 |
| 27 | 3296-29 | Nut - Lock | 1 |
| 28 | 92-2161 | Body - Relief Valve | 1 |
| 29 | 39-7310 | Seal - O-Ring | 2 |
| 30 | 3256-14 | Washer - Flat | 1 |
| 31 | 322-2 | Screw - Cap Hex. Hd. | 1 |
| 32 | 87-3560 | Tee - Brake Line | 1 |
| 33 | 32128-20 | Nut - Lock | 1 |
| * | 87-3680 | Assembly - Relief Valve (Incl. Ref. #12 & 28) | 1 |

*Not Illustrated

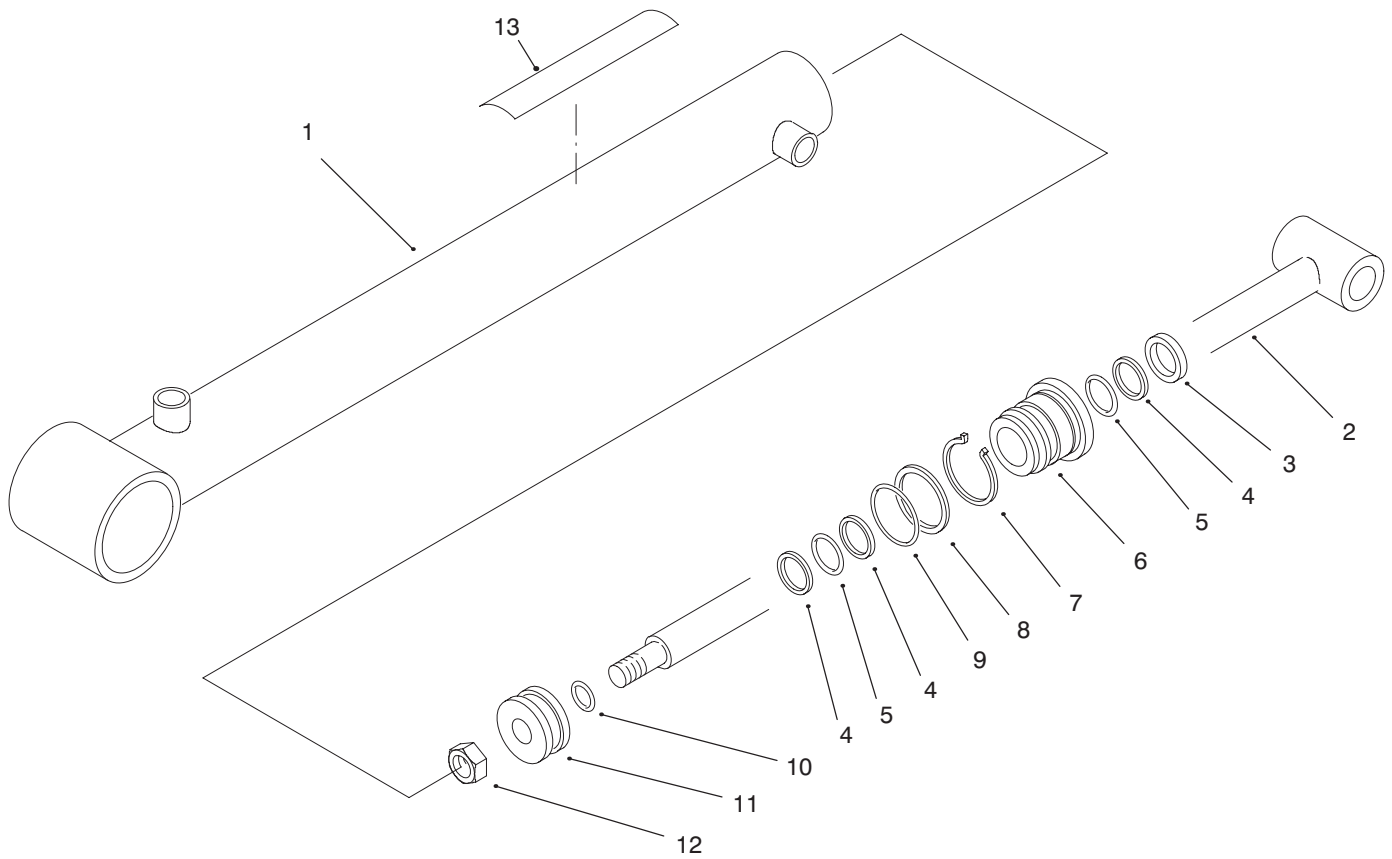


T-1611

LIFT VALVE & CYLINDER ASSEMBLY

| Ref. No. | Part No. | Description | No. Used |
|----------|----------|---|----------|
| 1 | 92-2697 | Hose - Hydraulic | 1 |
| 2 | 237-21 | Seal - O-Ring | 6 |
| 3 | 87-4880 | Hose - Hydraulic | 1 |
| 4 | 87-4870 | Hose - Hydraulic | 1 |
| 5 | 237-22 | Seal - O-Ring | 3 |
| 6 | 340-77 | Fitting - Hydraulic 90° (Incl. Ref. #5 & 7) | 1 |
| 7 | 237-42 | Seal - O-Ring | 2 |
| 8 | 321-14 | Screw - Cap Hex. Hd. | 2 |
| 9 | 43-1950 | Valve | 1 |
| 10 | 340-2 | Fitting - Straight | 1 |
| 11 | 32128-20 | Nut - Flange Head | 4 |
| 12 | 32128-33 | Nut - Flange Head | 2 |
| 13 | 87-4910 | Hose - Hydraulic | 1 |
| 14 | 340-132 | Fitting - Hydraulic 90° (Incl. Ref. #2 & 15) | 4 |
| 15 | 237-78 | Seal - O-Ring | 4 |
| 16 | 94-5203 | Hydraulic Cylinder Assy. (Incl. Ref. #32) | 2 |
| 17 | 87-3720 | Retainer - Cylinder | 2 |
| 18 | 3272-37 | Pin - Cotter | 2 |

| Ref. No. | Part No. | Description | No. Used |
|----------|----------|--|----------|
| 19 | 3229-25 | Screw - Carriage | 2 |
| 20 | 322-3 | Screw - Cap Hex. Hd. | 4 |
| 21 | 87-3670 | Hose - Hydraulic | 1 |
| 22 | 2412-34 | Clamp | 1 |
| 23 | 354-136 | Fitting - Hydraulic Straight (Incl. Ref. #24) | 1 |
| 24 | 237-80 | Seal - O-Ring | 1 |
| 25 | 237-79 | Seal - O-Ring | 1 |
| 26 | 340-3 | Fitting - Hydraulic Straight (Incl. Ref. #5 & 25) | 1 |
| 27 | 87-4520 | Bracket - Dump Valve | 1 |
| 28 | 340-140 | Fitting - Hydraulic Tee (Incl. Ref. #2 & 15) | 1 |
| 29 | 340-92 | Fitting - Hydraulic Straight (Incl. Ref. #2 & 15) | 1 |
| 30 | 340-151 | Fitting - Hydraulic Tee (Incl. Ref. #2) | 1 |
| 31 | 87-4900 | Hose - Hydraulic | 1 |
| 32 | 87-7930 | Decal - Warning | 2 |
| 32 | 92-6415 | Decal - Warning (Japan) | 2 |
| 33 | 87-4560 | Tube - Hydraulic | 1 |



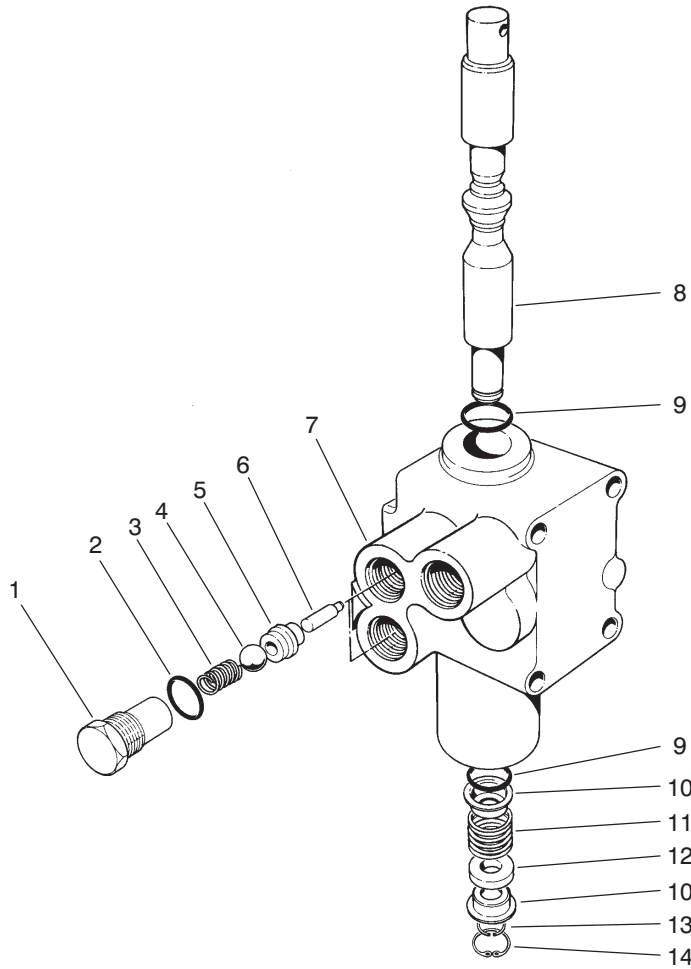
T-2342-1

LIFT CYLINDER NO. 94-5203

| Ref. No. | Part No. | Description | No. Used |
|----------|----------|------------------|----------|
| 1 | 94-5206 | Barrel Assembly | 1 |
| 2 | 94-5207 | Shaft | 1 |
| 3 | | Seal - Dust | 1 |
| 4 | | Backup | 3 |
| 5 | | Seal - O-Ring | 2 |
| 6 | 92-2162 | Head | 1 |
| 7 | 84-1680 | Ring - Retaining | 1 |
| 8 | | Backup | 1 |

| Ref. No. | Part No. | Description | No. Used |
|----------|----------|--|----------|
| 9 | | Seal - O-Ring | 1 |
| 10 | | Seal - O-Ring | 1 |
| 11 | 43-5150 | Piston | 1 |
| 12 | 32152-10 | Nut | 1 |
| 13 | 87-7930 | Decal - Warning | 1 |
| 13 | 92-6415 | Decal - Warning (Japan) | 1 |
| * | 92-2165 | Kit - Repair (Incl. Ref. #3-5 & 8-10) | 1 |

*Not Illustrated

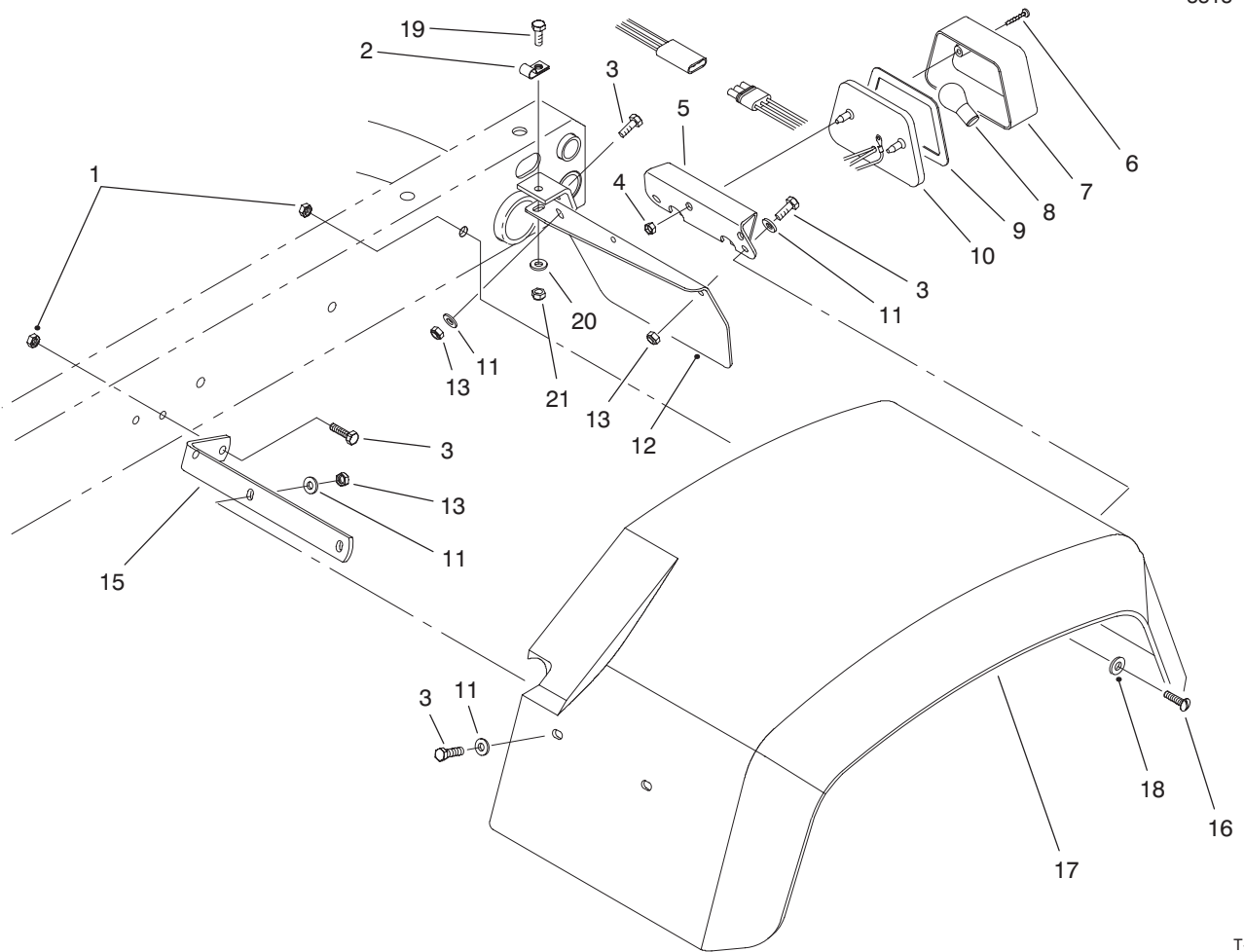


T-0280

CONTROL VALVE ASSEMBLY NO. 43-1950

| Ref. No. | Part No. | Description | No. Used |
|----------|----------|------------------|----------|
| 1 | 22-8330 | Plug | 2 |
| 2 | 237-42 | O-Ring | 2 |
| 3 | 22-8340 | Spring | 2 |
| 4 | 22-8350 | Ball | 2 |
| 5 | 22-8370 | Seat-Check Valve | 2 |
| 6 | 22-8360 | Pin - Cam | 2 |
| 7 | | Body | 1 |

| Ref. No. | Part No. | Description | No. Used |
|----------|----------|-------------------------|----------|
| 8 | 22-8420 | Spool | 1 |
| 9 | 22-8500 | O-Ring | 2 |
| 10 | 22-8380 | Retainer - Spring | 2 |
| 11 | 22-8410 | Spring | 1 |
| 12 | 23-3030 | Spacer | 1 |
| 13 | 22-8480 | Ring - Retaining, Spool | 1 |
| 14 | 22-8490 | Ring - Retaining | 1 |



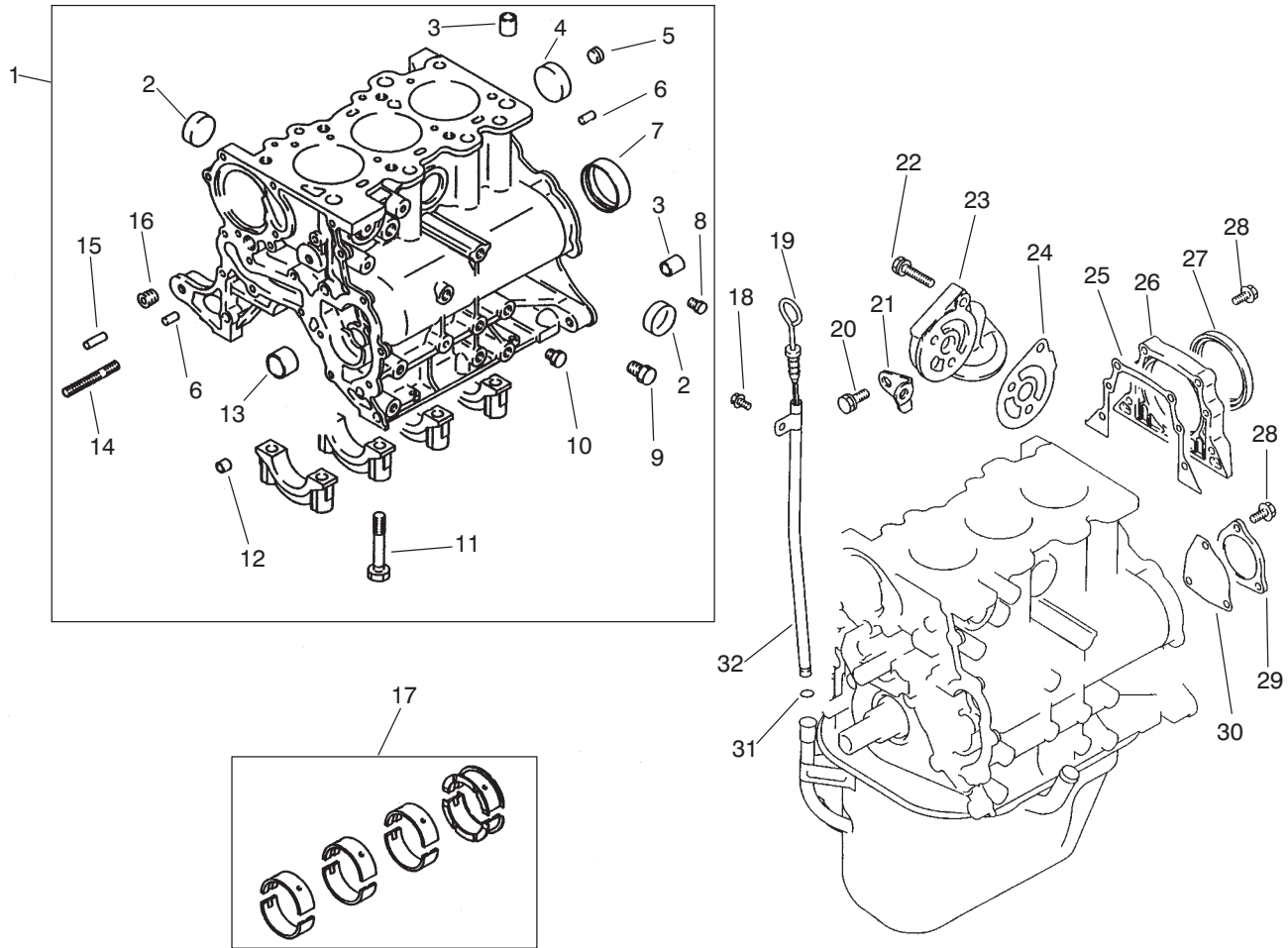
T-1613

REAR FENDER & TAIL LIGHT ASSEMBLY

| Ref. No. | Part No. | Description | No. Used |
|----------|----------|--|----------|
| 1 | 3296-39 | Nut - Lock | 6 |
| 2 | 2412-93 | Clamp - R | 1 |
| 3 | 321-6 | Screw - Cap Hex. Hd. | 16 |
| 4 | 3290-506 | Palnut | 2 |
| 5 | 87-5770 | U-Bracket - Tail Light | 1 |
| 6 | 32144-93 | Screw - Self Tapping | 2 |
| 7 | 87-6300 | Lens | 1 |
| 8 | | Bulb (#1157 Std. 12 Volt) | 1 |
| 9 | 87-6310 | Gasket | 1 |
| 10 | 87-2110 | Tail Light Assembly (Incl. Ref. #6-9) | 1 |

| Ref. No. | Part No. | Description | No. Used |
|----------|----------|---------------------------|----------|
| 11 | 3256-22 | Washer - Flat | 19 |
| 12 | 93-8943 | Plate - Tail Light LH | 1 |
| * | 93-8944 | Plate - Tail Light RH | 1 |
| 13 | 3296-42 | Nut - Lock | 12 |
| 15 | 93-8941 | Bracket - Front LH | 1 |
| * | 93-8942 | Bracket - Front RH | 1 |
| 16 | 3274-94 | Screw - Socket Button Hd. | 6 |
| 17 | 87-6660 | Fender - Rear 24" | 2 |
| 18 | 3256-24 | Washer - Flat | 6 |
| 19 | 322-5 | Screw - Cap Hex. Hd. | 4 |
| 20 | 3256-23 | Washer - Flat | 4 |
| 21 | 3296-29 | Nut - Lock | 4 |

*Not Illustrated

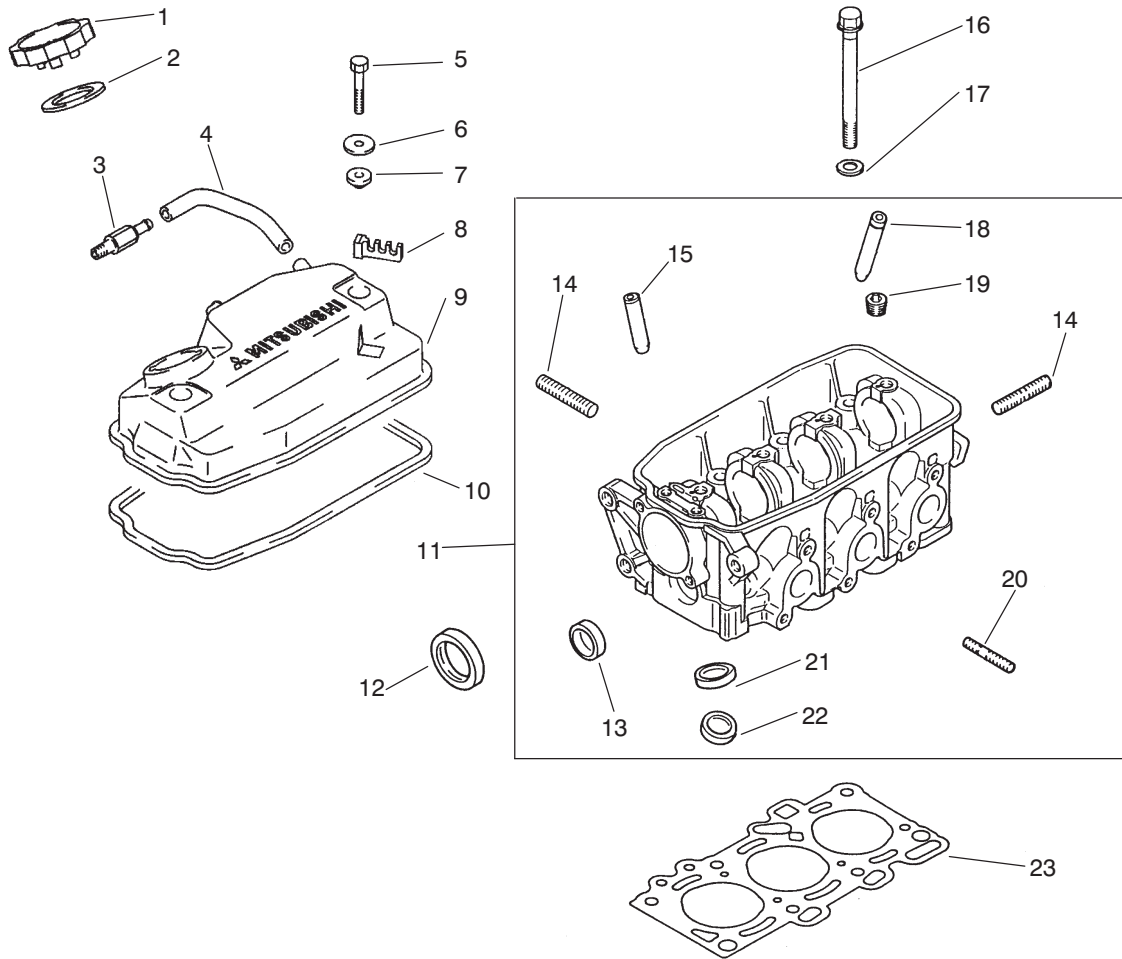


T-1631-1

CYLINDER BLOCK ASSEMBLY

| Ref. No. | Part No. | Description | No. Used |
|----------|----------|--|----------|
| 1 | 92-2006 | Assembly - Crankcase (Incl. Ref. #2-16) | 1 |
| 2 | 92-2151 | Cap - Sealing | 3 |
| 3 | 92-2152 | Bushing | 4 |
| 4 | 92-1994 | Cap - Sealing | 1 |
| 5 | 92-1935 | Plug - Taper | 1 |
| 6 | 92-2148 | Pin - Dowel | 2 |
| 7 | 92-1982 | Bearing - Ring | 1 |
| 8 | 92-1902 | Plug - Taper | 1 |
| 9 | 56-0100 | Plug - Taper | 1 |
| 10 | 92-1910 | Plug - Taper | 1 |
| 11 | 67-2250 | Bolt | 8 |
| 12 | 67-2360 | Bushing | 4 |
| 13 | 92-1981 | Bearing - Front | 1 |
| 14 | 92-5107 | Stud | 1 |
| 15 | 92-1958 | Pin - Dowel | 1 |
| 16 | 67-2390 | Plug - Taper | 1 |

| Ref. No. | Part No. | Description | No. Used |
|----------|----------|-------------------------|----------|
| 17 | 92-1956 | Bearing - Set, Main | 1 |
| 18 | 92-5112 | Bolt - Flange Head | 1 |
| 19 | 92-5110 | Gauge - Oil Level | 1 |
| 20 | 92-2144 | Bolt | 2 |
| 21 | 92-5109 | Stay - Oil Filter | 1 |
| 22 | 92-2143 | Bolt | 3 |
| 23 | 92-2012 | Bracket - Oil Filter | 1 |
| 24 | 92-5108 | Gasket - Bracket | 1 |
| 25 | 92-1987 | Gasket | 1 |
| 26 | 92-2045 | Housing - Seal, Oil | 1 |
| 27 | 92-1952 | Seal - Oil | 1 |
| 28 | 92-2131 | Bolt - Flange Head | 7 |
| 29 | 92-1945 | Cover - Rear | 1 |
| 30 | 92-1991 | Gasket | 1 |
| 31 | 92-1925 | O-Ring | 1 |
| 32 | 92-5111 | Guide - Oil Level Gauge | 1 |



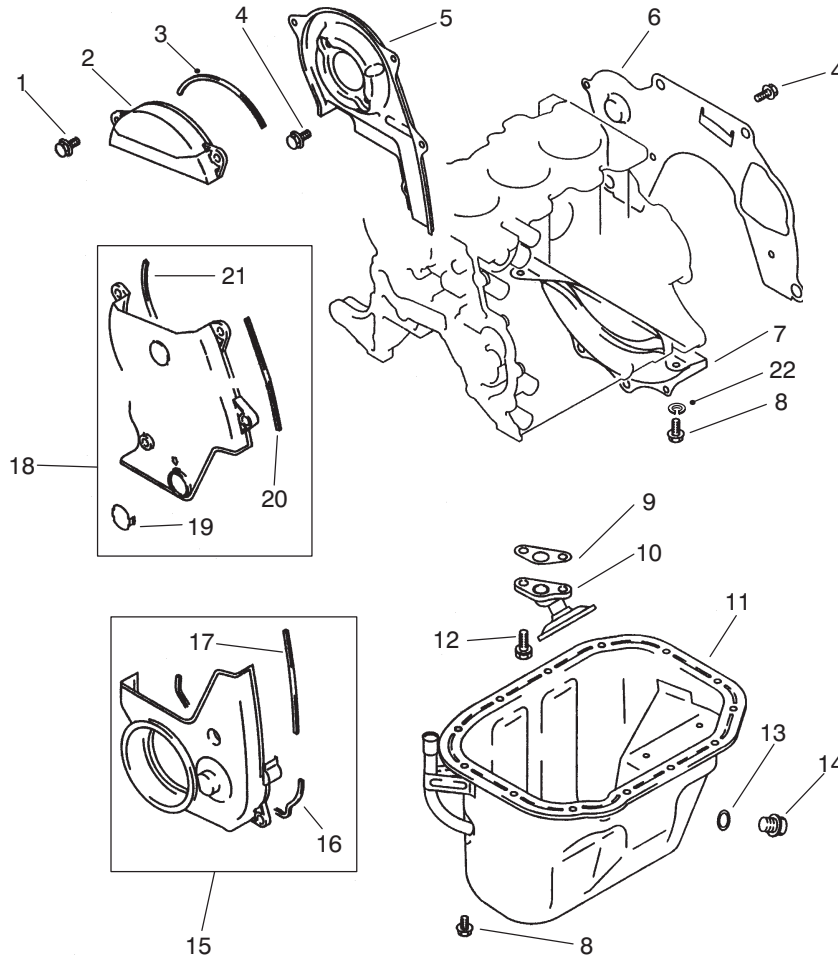
T-1630-1

ROCKER COVER & CYLINDER HEAD ASSEMBLY

| Ref. No. | Part No. | Description | No. Used |
|----------|----------|--|----------|
| 1 | 92-1975 | Cap - Oil (Incl. Ref. #2) | 1 |
| 2 | 92-1943 | Packing | 1 |
| 3 | 92-2050 | PCV Valve | 1 |
| 4 | 92-2026 | Hose - PCV Valve | 1 |
| 5 | 92-2128 | Bolt - Cover | 2 |
| 6 | 92-2063 | Washer | 2 |
| 7 | 92-1929 | Seal - Oil | 2 |
| 8 | 92-1915 | Clamp - Cable | 1 |
| 9 | 94-5231 | Assembly - Cover (Incl. Ref. #8 & 10) | 1 |
| 10 | 92-1944 | Gasket - Cover, Rocker | 1 |
| 11 | 92-2034 | Head - Cylinder (Incl. Ref. #13-15 & 18-22) | 1 |
| 12 | 92-2021 | Seal - Oil | 1 |
| 13 | 92-2151 | Cap - Sealing | 1 |
| 14 | 42-9560 | Stud | 3 |
| 15 | 92-1926 | Guide - Intake Valve (.05 mm OS) | 3 |
| * | 92-5103 | Guide - Intake Valve (.25 mm OS) | 3 |
| * | 92-5104 | Guide - Intake Valve (.50 mm OS) | 3 |

| Ref. No. | Part No. | Description | No. Used |
|----------|----------|--------------------------------------|----------|
| 16 | 92-1971 | Bolt | 8 |
| 17 | 92-1903 | Washer | 8 |
| 18 | 92-1911 | Guide - Exhaust Valve (.05 mm OS) | 1 |
| * | 92-5105 | Guide - Exhaust Valve (.25 mm OS) | 1 |
| * | 92-5106 | Guide - Exhaust Valve (.50 mm OS) | 1 |
| 19 | 92-1916 | Plug - Taper | 1 |
| 20 | 92-1905 | Stud | 6 |
| 21 | 92-1959 | Seat - Intake Valve (.30 mm OS) | 3 |
| * | 92-5102 | Seat - Intake Valve (.60 mm OS) | 3 |
| 22 | 92-1976 | Seat - Exhaust Valve (.30 mm OS) | 3 |
| * | 92-5101 | Seat - Exhaust Valve (.60 mm OS) | 3 |
| 23 | 92-1997 | Gasket - Cylinder | 1 |

*Not Illustrated

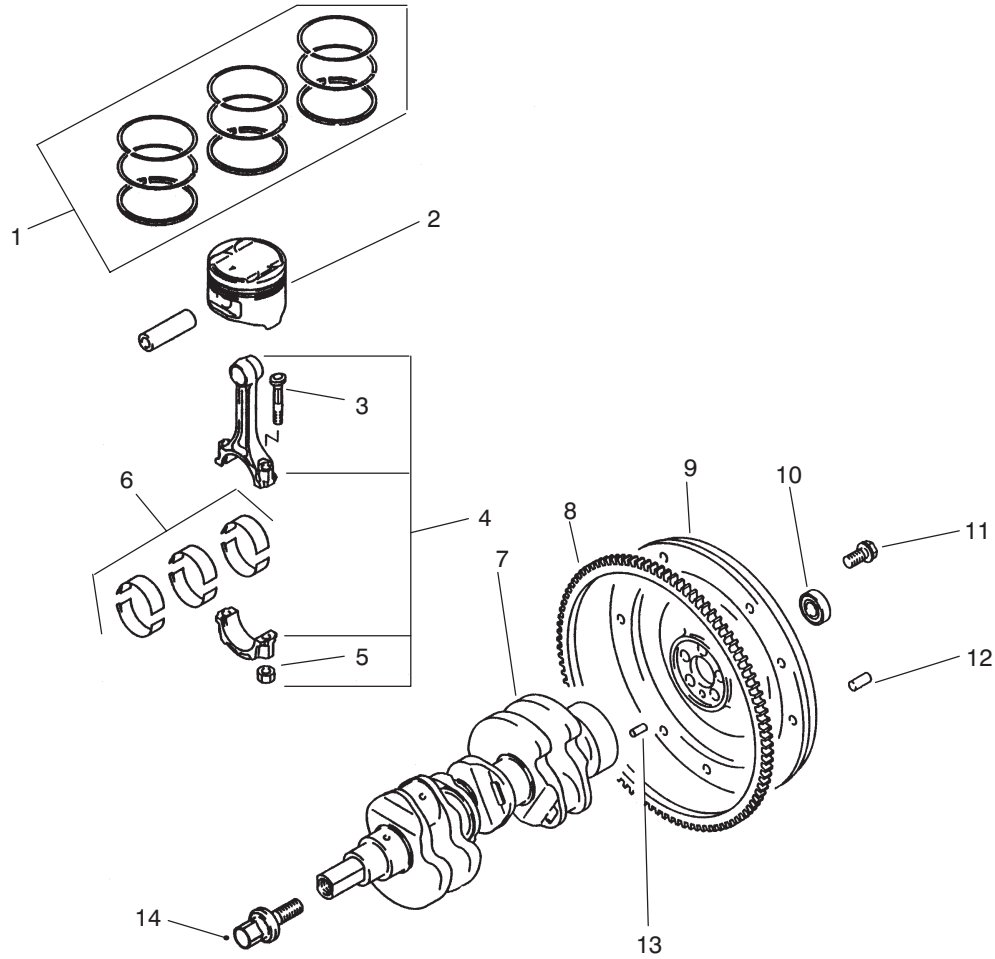


T-1632-1

COVERS & OIL PAN ASSEMBLY

| Ref. No. | Part No. | Description | No. Used |
|----------|----------|--|----------|
| 1 | 92-5113 | Bolt - Flange Head | 3 |
| 2 | 92-1965 | Assembly - Cover (Incl. Ref.#3) | 1 |
| 3 | 92-1962 | Gasket | 1 |
| 4 | 92-2131 | Bolt - Flange Head | 2 |
| 5 | 92-2035 | Cover - Front | 1 |
| 6 | 92-1937 | Plate - Rear | 1 |
| 7 | 92-1938 | Cover - Bell Housing | 1 |
| 8 | 48-7610 | Bolt - Hex. Head | 2 |
| 9 | 92-1988 | Gasket - Oil | 1 |
| 10 | 92-2019 | Strainer - Oil | 1 |
| 11 | 92-2053 | Assembly - Oil Pan (Incl. Ref.#13-14) | 1 |

| Ref. No. | Part No. | Description | No. Used |
|----------|----------|---|----------|
| 12 | 92-2137 | Bolt/washer | 2 |
| 13 | 92-1921 | Gasket - Oil | 1 |
| 14 | 92-1920 | Plug - Oil | 1 |
| 15 | 92-1967 | Assembly - Cover (Incl. Ref. #16-17) | 1 |
| 16 | 92-1939 | Gasket | 1 |
| 17 | 92-1940 | Gasket | 1 |
| 18 | 92-1996 | Assembly - Cover, Front (Incl. Ref.#19-21) | 1 |
| 19 | 92-1907 | Cover - Access | 1 |
| 20 | 92-1962 | Gasket | 1 |
| 21 | 92-1966 | Gasket | 1 |
| 22 | 3253-3 | Washer - Lock | 2 |



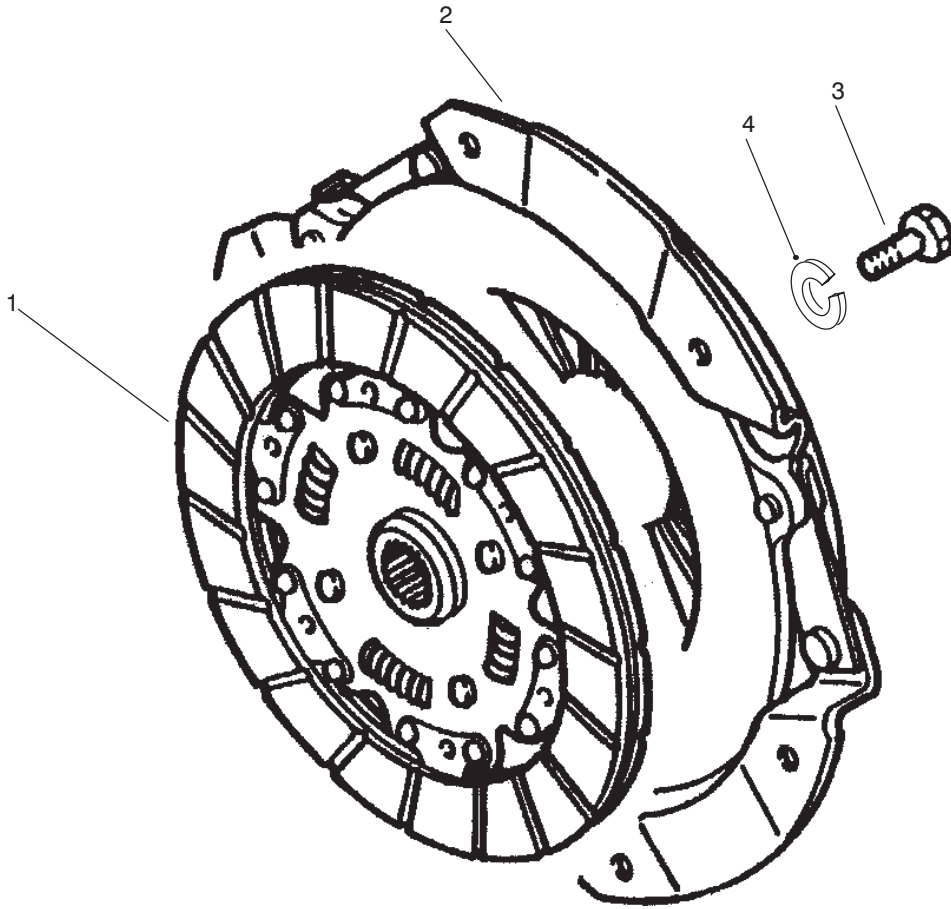
T-1633-1

PISTON & CRANKSHAFT ASSEMBLY

| Ref. No. | Part No. | Description | No. Used |
|----------|----------|------------------------------|----------|
| 1 | 92-2014 | Piston Ring Set (Std.) | 1 |
| * | 92-5118 | Piston Ring Set (.25 mm OS) | 1 |
| * | 92-2015 | Piston Ring Set (.50 mm OS) | 1 |
| * | 92-5120 | Piston Ring Set (.75 mm OS) | 1 |
| * | 92-5121 | Piston Ring Set (1.00 mm OS) | 1 |
| 2 | 92-2005 | Piston & Pin (Std.) | 3 |
| * | 92-2013 | Piston & Pin (.50 mm OS) | 3 |
| * | 92-5116 | Piston & Pin (.75 mm OS) | 3 |
| * | 92-5117 | Piston & Pin (1.00 mm OS) | 3 |

| Ref. No. | Part No. | Description | No. Used |
|----------|----------|--------------------------------------|----------|
| 3 | 92-2003 | Bolt - Connecting Rod | 6 |
| 4 | 92-1999 | Rod - Connecting (Incl. Ref. #3 & 5) | 3 |
| 5 | 92-1923 | Nut | 6 |
| 6 | 92-1957 | Rod Bearing Set | 1 |
| 7 | 92-1995 | Assembly - Crankshaft | 1 |
| 8 | 92-1942 | Gear - Ring | 1 |
| 9 | 92-1980 | Flywheel | 1 |
| 10 | 92-1914 | Bearing - Ball | 1 |
| 11 | 92-1934 | Bolt - Flywheel | 5 |
| 12 | 42-7160 | Pin - Dowel | 3 |
| 13 | 92-2148 | Pin - Dowel | 1 |
| 14 | 92-2057 | Bolt - Crankshaft PTO | 1 |

*Not Illustrated

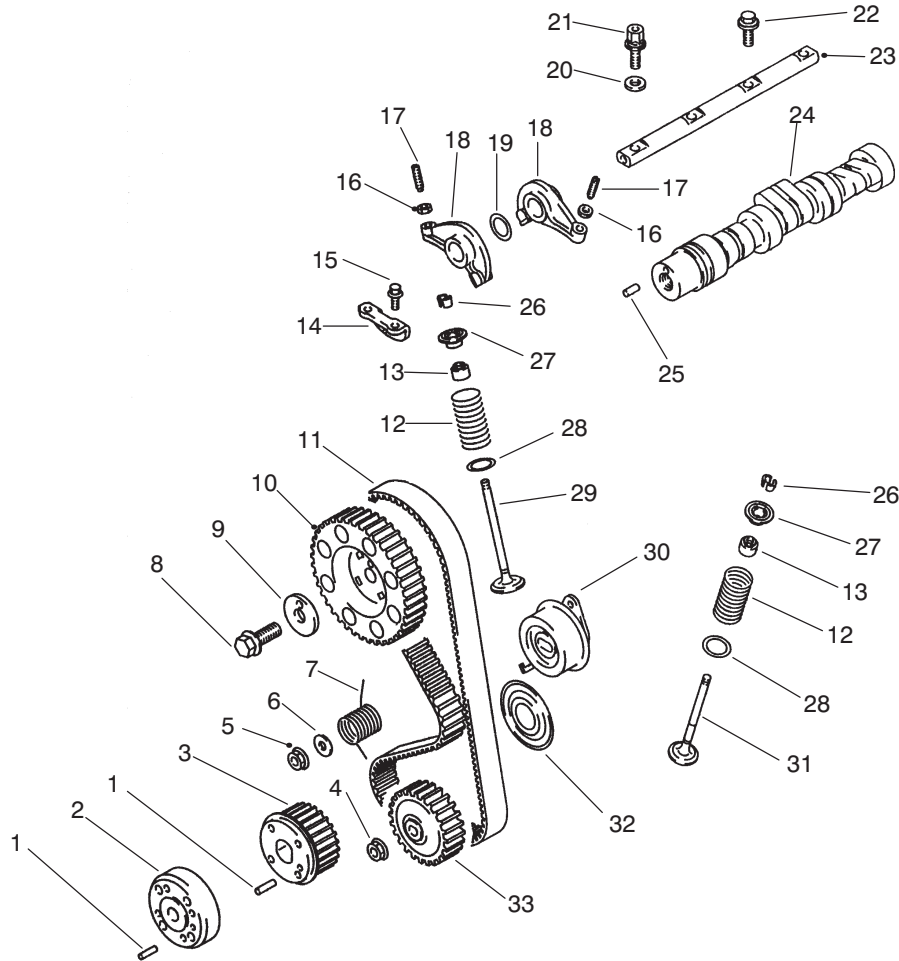


T-1644-1

CLUTCH & CLUTCH RELEASE ASSEMBLY

| Ref. No. | Part No. | Description | No. Used |
|----------|----------|----------------|----------|
| 1 | 87-3190 | Disc - Clutch | 1 |
| 2 | 87-3180 | Cover - Clutch | 1 |

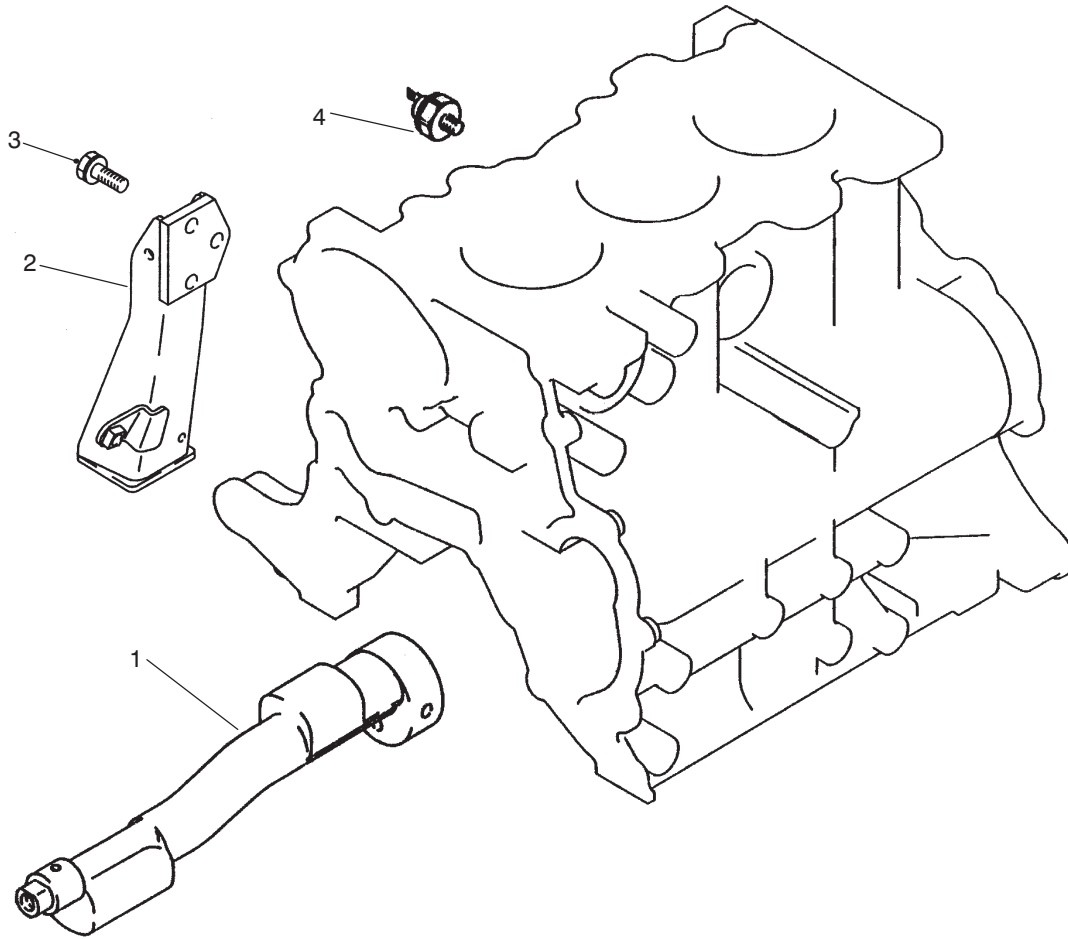
| Ref. No. | Part No. | Description | No. Used |
|----------|----------|---------------|----------|
| 3 | 48-7700 | Bolt | 6 |
| 4 | 3253-4 | Washer - Lock | 6 |



T-1634-1

CAMSHAFT & VALVES ASSEMBLY

| Ref. No. | Part No. | Description | No. Used | Ref. No. | Part No. | Description | No. Used |
|----------|----------|---|----------|----------|----------|--|----------|
| 1 | 92-2149 | Pin | 2 | 17 | 92-1953 | Screw - Adjusting | 6 |
| 2 | 92-2062 | Assembly - PTO Adapter (Incl. Ref.#1) | 1 | 18 | 92-1947 | Arm - Rocker | 6 |
| 3 | 92-2061 | Assembly - PTO Sprocket (Incl. Ref.#1) | 1 | 19 | 92-1930 | Washer - Wave | 2 |
| 4 | 92-5122 | Nut - Timing Belt | 1 | 20 | 92-1972 | Washer | 2 |
| 5 | 92-2145 | Nut - Flange | 1 | 21 | 92-2017 | Bolt - Rocker Shaft | 2 |
| 6 | 92-2147 | Washer | 1 | 22 | 92-2018 | Bolt - Rocker Shaft | 2 |
| 7 | 92-2001 | Spring | 1 | 23 | 92-1973 | Shaft - Rocker Arm | 1 |
| 8 | 92-2135 | Bolt - Flange Head | 1 | 24 | 92-2049 | Assembly - Camshaft (Incl. Ref.#25) | 1 |
| 9 | 92-1922 | Washer | 1 | 25 | 92-2010 | Pin - Dowel | 1 |
| 10 | 92-2000 | Sprocket | 1 | 26 | 42-7860 | Lock - Valve | 12 |
| 11 | 92-2059 | Belt - Timing | 1 | 27 | 92-1931 | Retainer | 6 |
| 12 | 92-1977 | Spring - Valve | 6 | 28 | 92-1936 | Seal - Valve | 6 |
| 13 | 92-1961 | Seal - Valve | 6 | 29 | 92-1954 | Valve - Inlet | 3 |
| 14 | 92-1964 | Plate - Cam | 1 | 30 | 92-1968 | Tensioner - Belt | 1 |
| 15 | 92-2130 | Bolt - Flange Head | 2 | 31 | 92-1955 | Valve - Exhaust | 3 |
| 16 | 92-1909 | Nut | 6 | 32 | 92-2056 | Flange - PTO | 1 |
| | | | | 33 | 92-2042 | Sprocket - Oil | 1 |

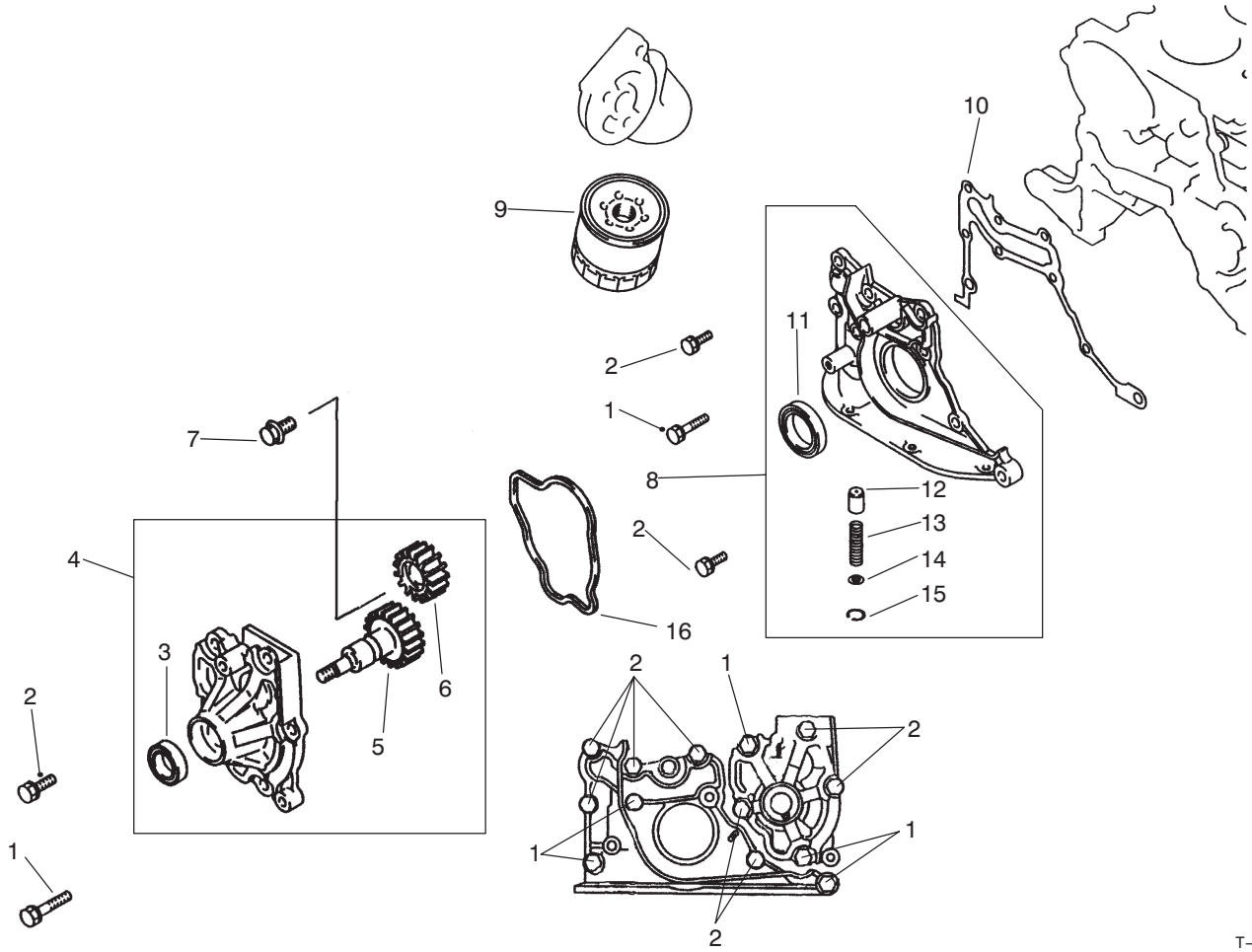


T-1635-1

BALANCER & OIL PRESSURE SWITCH & ENGINE MOUNT

| Ref. No. | Part No. | Description | No. Used |
|----------|----------|------------------|----------|
| 1 | 92-1998 | Shaft - Balancer | 1 |
| 2 | 92-2022 | Mount - Engine | 1 |

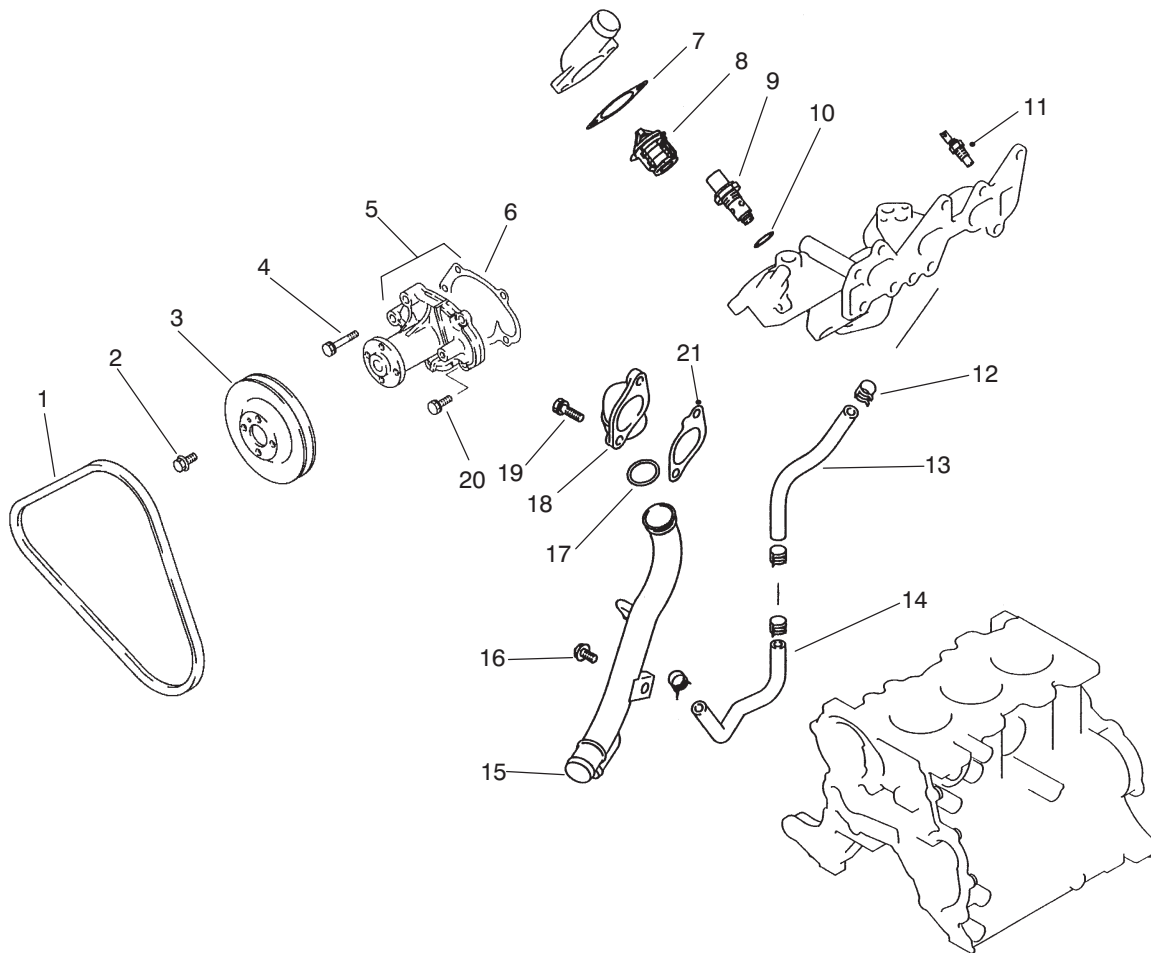
| Ref. No. | Part No. | Description | No. Used |
|----------|----------|-----------------------|----------|
| 3 | 92-5123 | Bolt - Engine Mount | 3 |
| 4 | 92-1978 | Switch - Oil Pressure | 1 |



T-1636-1

OIL PUMP & FILTER ASSEMBLY

| Ref. No. | Part No. | Description | No. Used | Ref. No. | Part No. | Description | No. Used |
|----------|----------|--|----------|----------|----------|------------------|----------|
| 1 | 67-2560 | Bolt/washer | 5 | 9 | 67-4330 | Filter - Oil | 1 |
| 2 | 42-9400 | Bolt/washer | 8 | 10 | 92-1946 | Gasket - Front | 1 |
| 3 | 92-2032 | Seal - Oil | 1 | 11 | 92-1960 | Seal - Oil | 1 |
| 4 | 92-2046 | Assembly - Oil Pump (Incl. Ref.#3, 5 & 6) | 1 | 12 | 92-1927 | Plunger - Relief | 1 |
| 5 | 92-1948 | Gear - Oil Pump | 1 | 13 | 92-1928 | Spring - Relief | 1 |
| 6 | 92-1949 | Gear - Oil Pump | 1 | 14 | 92-1983 | Retainer | 1 |
| 7 | 92-1918 | Bolt - Flange Head | 1 | 15 | 92-2150 | Ring - Snap | 1 |
| 8 | 92-1974 | Assembly - Case (Incl. Ref.#11-15) | 1 | 16 | 92-1941 | Gasket - Oil | 1 |

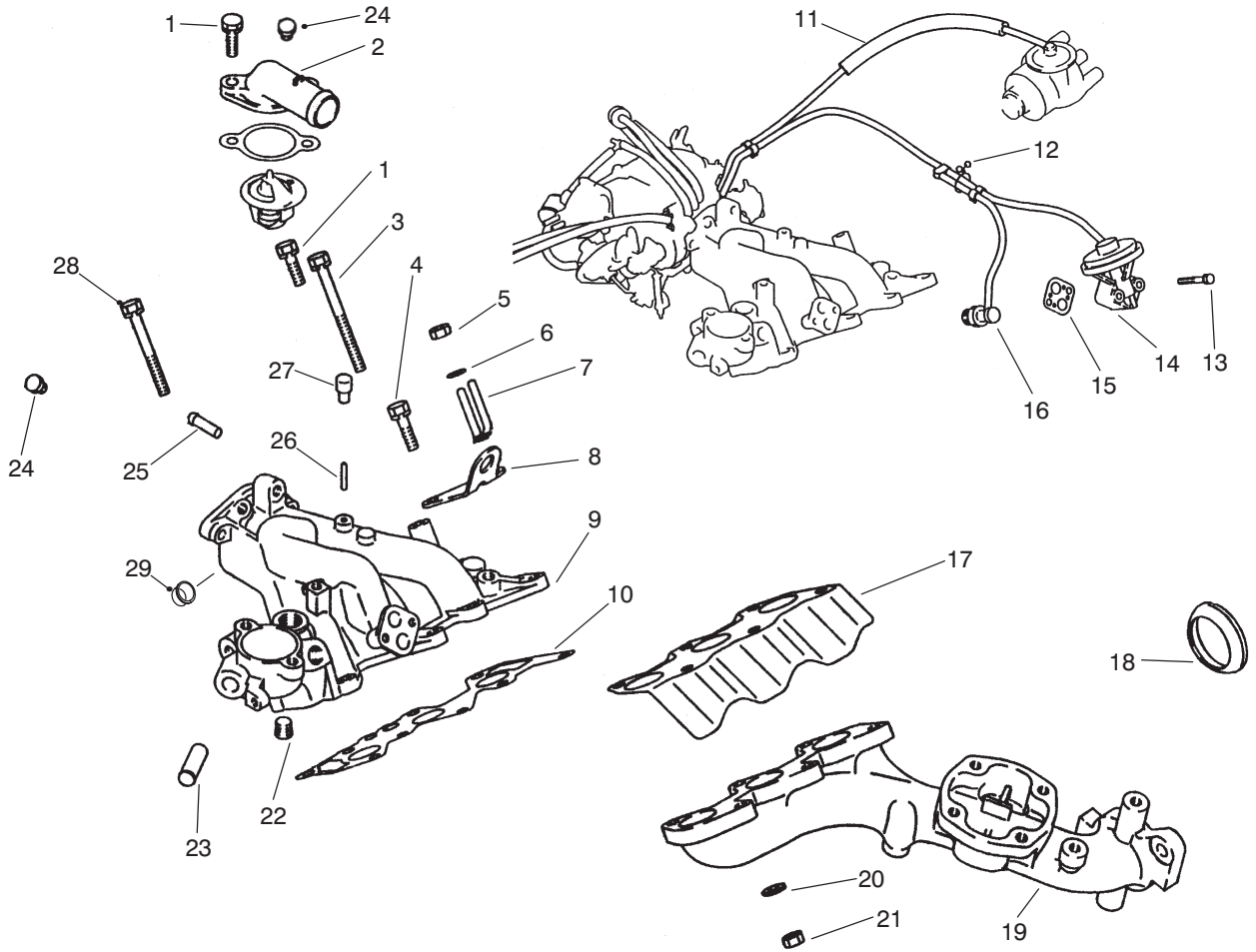


T-1639-1

WATER PUMP & THERMOSTAT ASSEMBLY

| Ref. No. | Part No. | Description | No. Used |
|----------|----------|---|----------|
| 1 | 92-2041 | V-Belt | 1 |
| 2 | 92-5112 | Bolt - Flange Head | 4 |
| 3 | 92-2040 | Pulley | 1 |
| 4 | 92-2142 | Bolt/washer | 3 |
| 5 | 92-2060 | Assembly - Water Pump (Incl. Ref.#6) | 1 |
| 6 | 92-1989 | Gasket | 1 |
| 7 | 92-1950 | Gasket | 1 |
| 8 | 92-2039 | Kit - Thermostat (Incl. Ref.#7) | 1 |
| 9 | 92-5160 | Valve - Thermostat | 1 |
| 10 | 92-5161 | Gasket | 1 |

| Ref. No. | Part No. | Description | No. Used |
|----------|----------|---------------------------|----------|
| 11 | 92-1933 | Gauge - Water Temperature | 1 |
| 12 | 54-1400 | Clip | 4 |
| 13 | 92-1924 | Hose - Water By-Pass | 1 |
| 14 | 92-2009 | Hose - By-Pass | 1 |
| 15 | 92-2024 | Pipe - Water | 1 |
| 16 | 92-2132 | Bolt | 1 |
| 17 | 92-1908 | O-Ring | 1 |
| 18 | 92-2008 | Cover | 1 |
| 19 | 92-2138 | Bolt | 2 |
| 20 | 42-9400 | Bolt | 2 |
| 21 | 92-2155 | Gasket - Water Inlet | 1 |

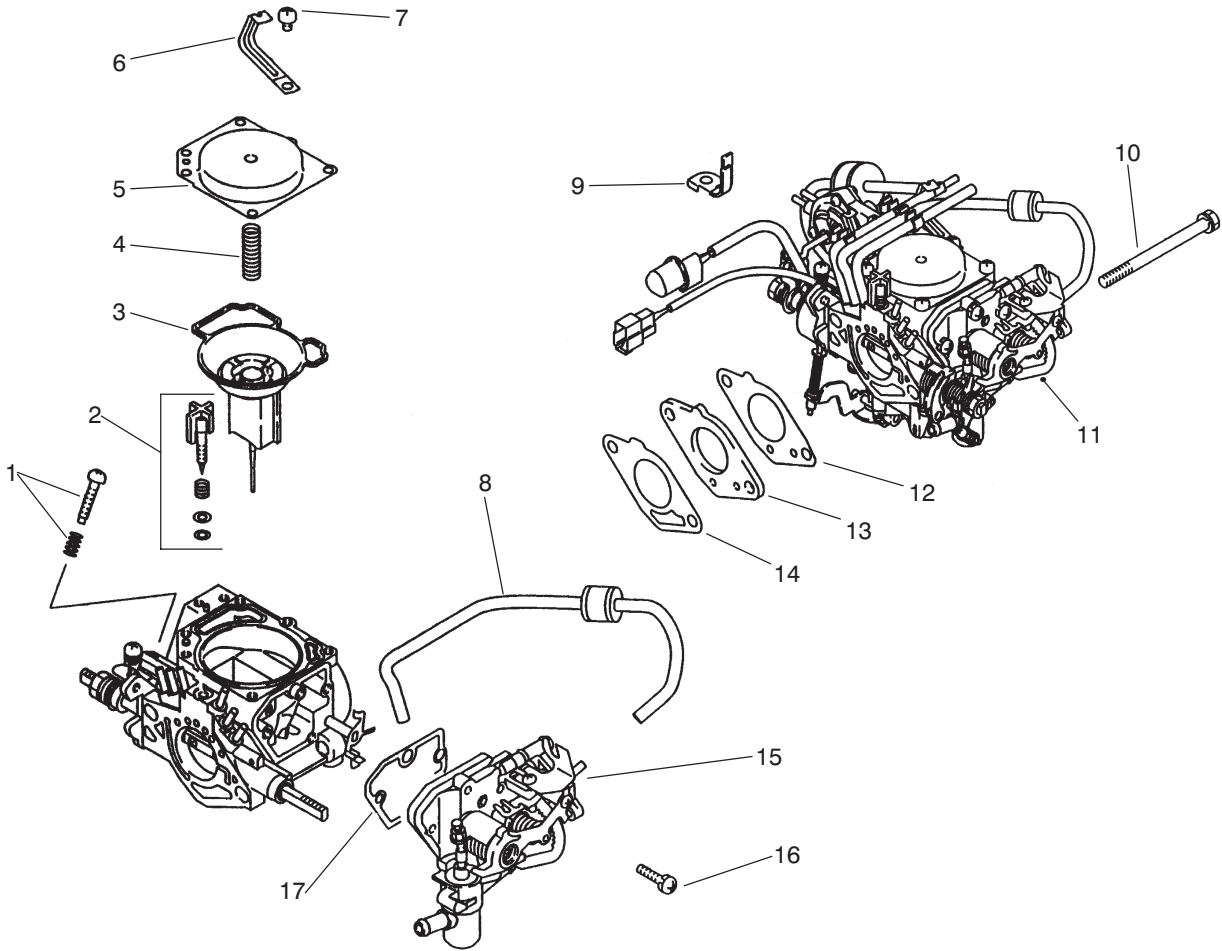


T-1640-1

EXHAUST & INTAKE MANIFOLD ASSEMBLY

| Ref. No. | Part No. | Description | No. Used |
|----------|----------|---|----------|
| 1 | 92-2138 | Bolt | 3 |
| 2 | 92-2157 | Outlet - Water | 1 |
| 3 | 92-2141 | Bolt | 2 |
| 4 | 92-2139 | Bolt | 1 |
| 5 | 67-4670 | Nut | 2 |
| 6 | 67-3260 | Washer | 2 |
| 7 | 92-1901 | Clip | 1 |
| 8 | 92-1963 | Mount - Engine | 1 |
| 9 | 92-2054 | Manifold - Intake (Incl. Ref.#22, 23, 25 & 26) | 1 |
| 10 | 92-1993 | Gasket - Intake | 1 |
| 11 | 92-5164 | Assembly - Hose | 1 |
| 12 | 92-5165 | Clip | 1 |
| 13 | 92-5166 | Bolt | 2 |
| 14 | 92-2016 | Valve - EGR | 1 |

| Ref. No. | Part No. | Description | No. Used |
|----------|----------|--------------------------|----------|
| 15 | 92-5163 | Gasket - EGR Valve | 1 |
| 16 | 92-1906 | Assembly - Valve | 1 |
| 17 | 92-2036 | Cover - Exhaust Manifold | 1 |
| 18 | 92-2044 | Gasket - Exhaust Ring | 1 |
| 19 | 92-2023 | Manifold - Exhaust | 1 |
| 20 | 48-8030 | Washer | 6 |
| 21 | 48-7930 | Nut | 6 |
| 22 | 67-2390 | Plug - Taper | 1 |
| 23 | 92-1912 | Pipe - Manifold | 1 |
| 24 | 92-5162 | Plug - Inlet | 2 |
| 25 | 92-1917 | Nipple | 1 |
| 26 | 92-1951 | Nipple | 1 |
| 27 | 92-2002 | Cap Inlet | 1 |
| 28 | 92-2140 | Bolt | 1 |
| 29 | 92-2151 | Cap - Plug | 1 |

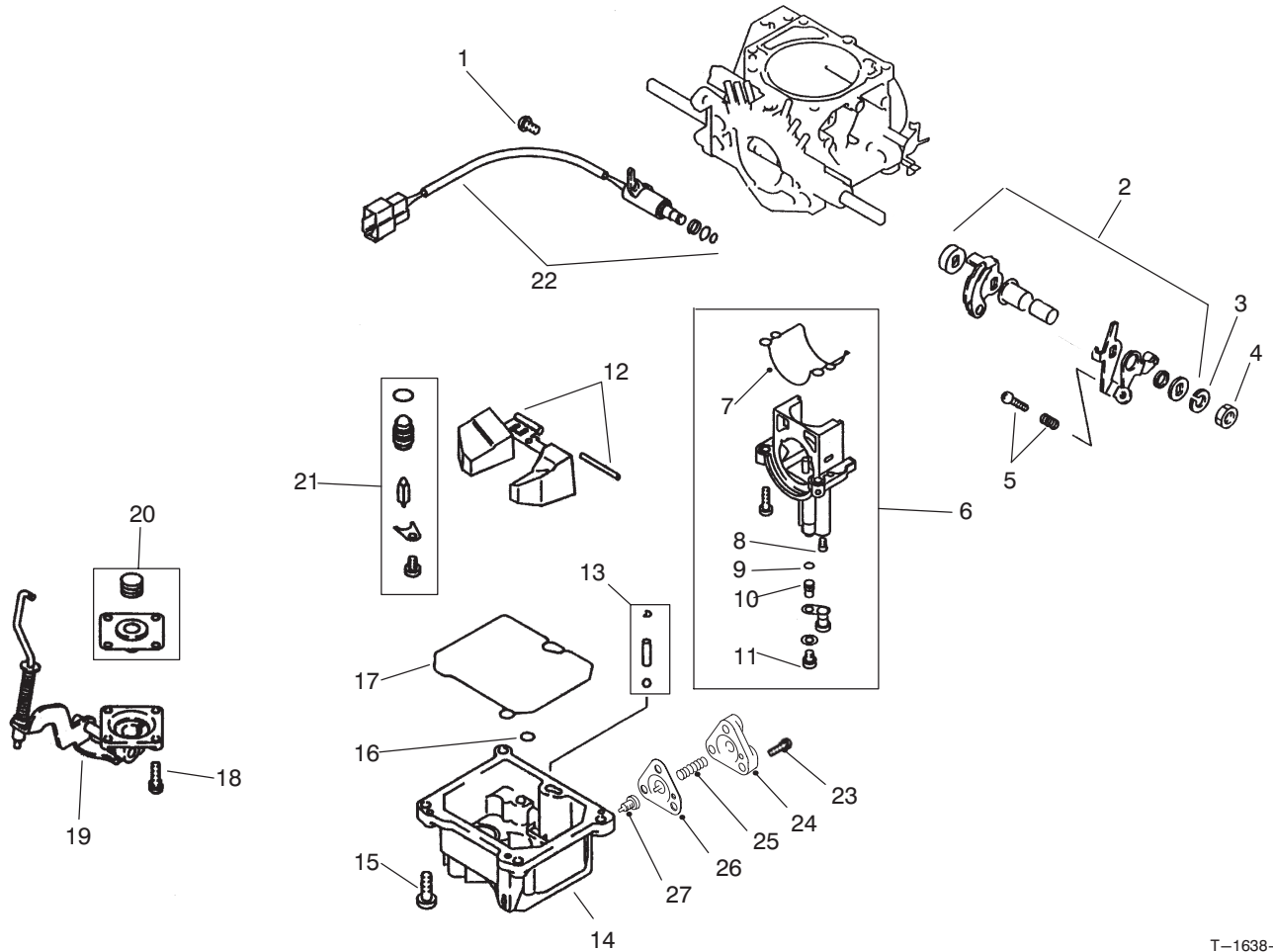


T-1637-1

CARBURETOR INSTALLATION ASSEMBLY

| Ref. No. | Part No. | Description | No. Used |
|----------|----------|---------------------------|----------|
| 1 | 92-5136 | Kit - Adjusting Screw | 1 |
| 2 | 92-2111 | Kit - Mixing Screw | 1 |
| 3 | 92-5142 | Valve - Carburetor Piston | 1 |
| 4 | 92-5137 | Spring | 1 |
| 5 | 92-5126 | Cover - Carburetor Top | 1 |
| 6 | 92-5156 | Clamp - Carburetor INR | 1 |
| 7 | 92-5145 | Screw | 6 |
| 8 | 92-5134 | Orifice - Choke | 1 |
| 9 | 92-5155 | Clamp - Carburetor | 1 |

| Ref. No. | Part No. | Description | No. Used |
|----------|----------|------------------------|----------|
| 10 | 92-5157 | Bolt | 2 |
| 11 | 92-2058 | Carburetor | 1 |
| 12 | 92-2038 | Kit - Gasket | 1 |
| 13 | 92-5128 | Insulator - Carburetor | 1 |
| 14 | 92-2037 | Kit - Gasket | 1 |
| 15 | 92-5124 | Body - Choke, Auto | 1 |
| 16 | 92-5149 | Screw | 1 |
| 17 | 92-5143 | Gasket - Choke, Auto | 1 |

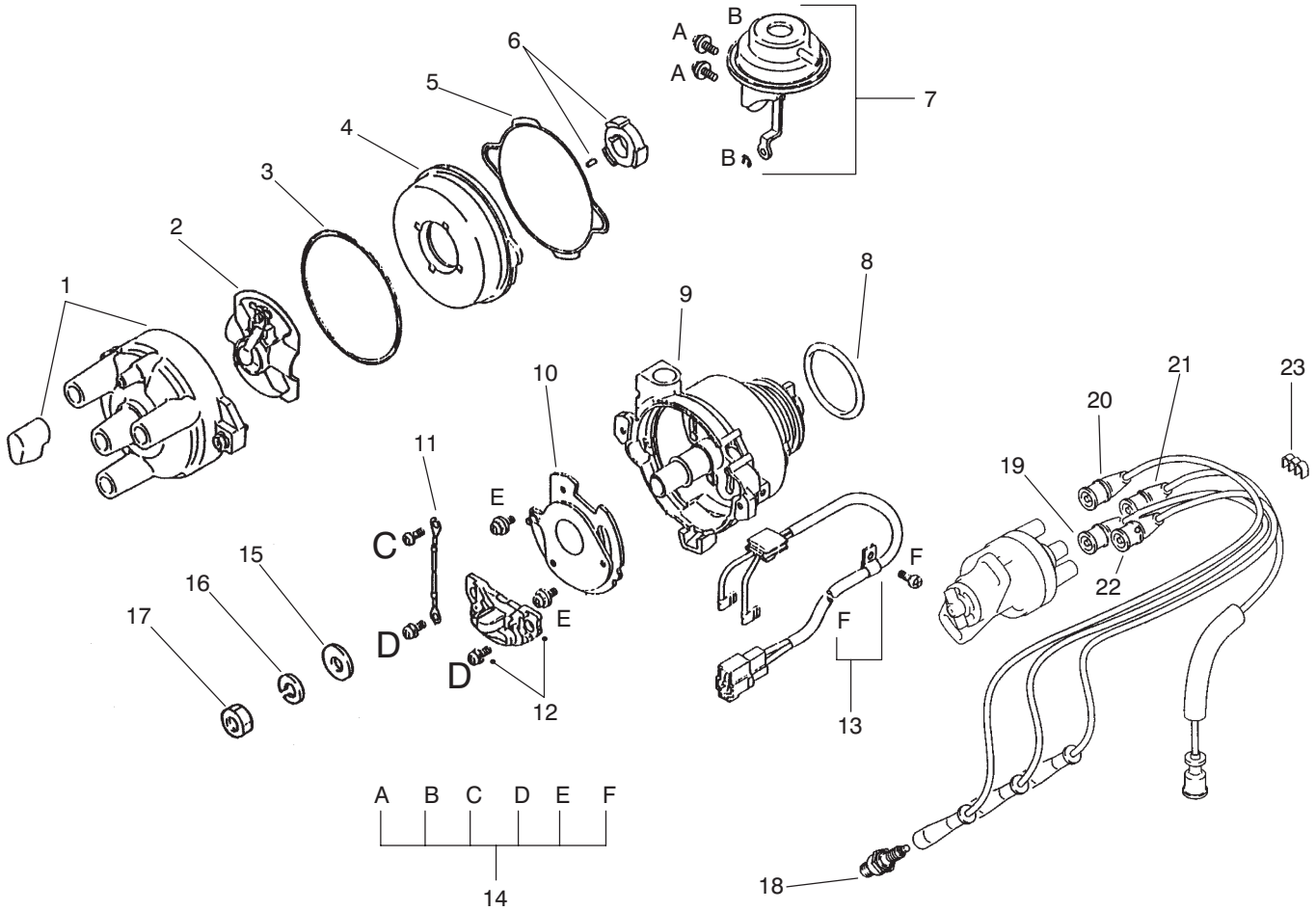


T-1638-1

CARBURETOR ASSEMBLY

| Ref. No. | Part No. | Description | No. Used |
|----------|----------|---|----------|
| 1 | 92-5148 | Screw | 1 |
| 2 | 92-5133 | Kit - Lever, Throttle | 1 |
| 3 | 67-3260 | Washer | 1 |
| 4 | 92-5154 | Nut - Carburetor, INR | 1 |
| 5 | 92-5135 | Kit - Screw Adjusting, Idle | 1 |
| 6 | 92-5132 | Kit - Holder, Main Jet (Incl. Ref.#7-11) | 1 |
| 7 | 92-5152 | O-Ring | 1 |
| 8 | 92-5129 | Jet - Pilot | 1 |
| 9 | 92-5150 | O-Ring | 1 |
| 10 | 92-5130 | Jet - Main | 1 |
| 11 | 92-5131 | Jet - Power | 1 |
| 12 | 92-5127 | Kit - Float & Pin | 1 |
| 13 | 92-5125 | Kit - Check Valve | 1 |

| Ref. No. | Part No. | Description | No. Used |
|----------|----------|--|----------|
| 14 | 92-5144 | Float Chamber Cover Assy. (Incl. Ref. #23-27) | 1 |
| 15 | 92-5147 | Screw | 4 |
| 16 | 92-5151 | O-Ring | 1 |
| 17 | 92-5153 | O-Ring | 1 |
| 18 | 92-5146 | Screw | 4 |
| 19 | 92-2110 | Cover - Acc. Pump | 1 |
| 20 | 92-2154 | Kit - Diaphragm | 1 |
| 21 | 92-5140 | Kit - Needle Valve | 1 |
| 22 | 92-5141 | Valve - Fuel Cut-Off | 1 |
| 23 | | Screw | 1 |
| 24 | | Cover - Diaphragm | 1 |
| 25 | | Spring - Diaphragm | 1 |
| 26 | | Diaphragm - Power Beyond | 1 |
| 27 | | Jet - Power Beyond | 1 |



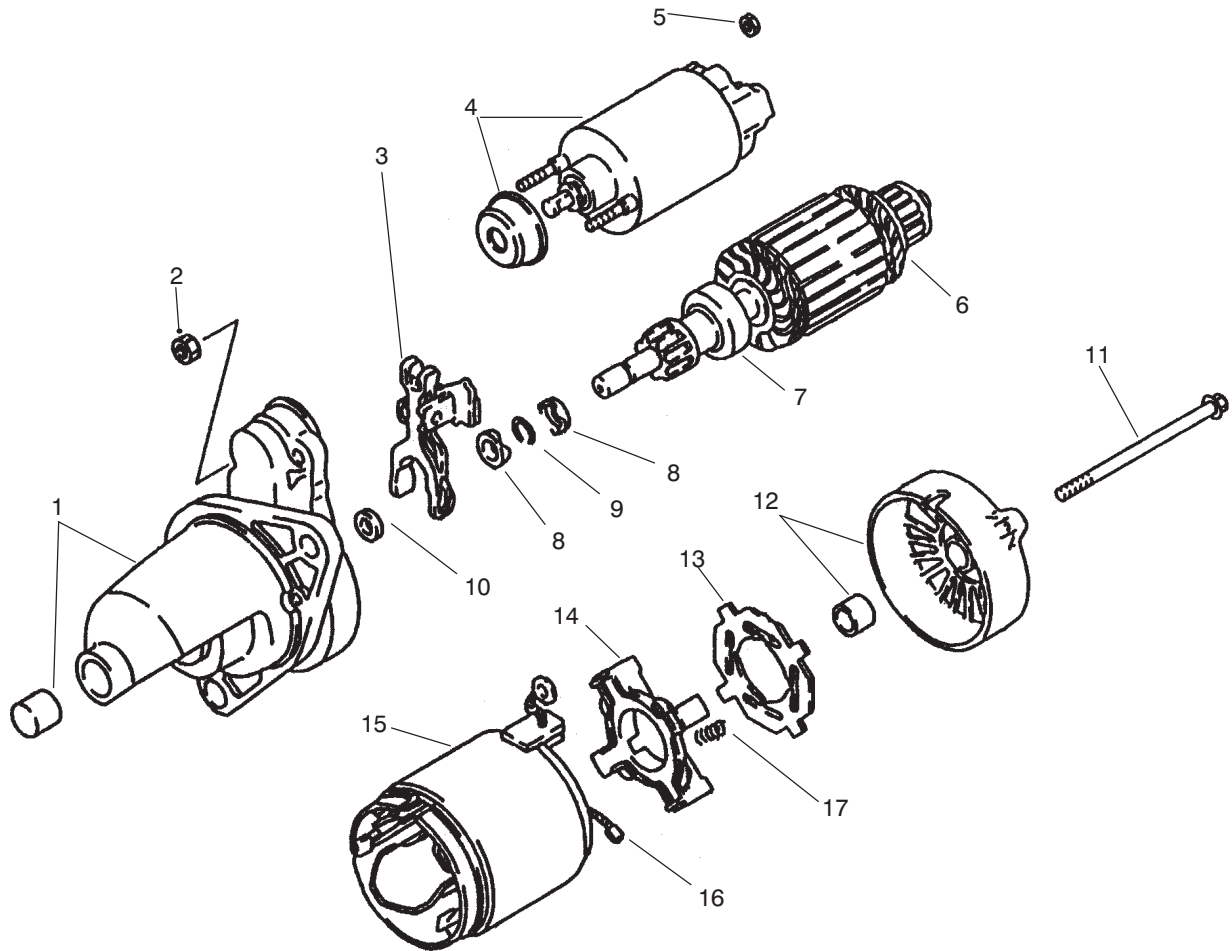
T-1643-1

DISTRIBUTOR ASSEMBLY

| Ref. No. | Part No. | Description | No. Used |
|----------|----------|-------------------------|----------|
| 1 | 92-2114 | Assembly - Cap | 1 |
| 2 | 92-2113 | Rotor | 1 |
| 3 | 92-2120 | Gasket | 1 |
| 4 | 92-5170 | Cover | 1 |
| 5 | 92-5171 | Gasket - Cover | 1 |
| 6 | 92-2116 | Assembly - Signal Rotor | 1 |
| 7 | 92-2117 | Chamber - Vacuum | 1 |
| 8 | 92-2109 | O-Ring | 1 |
| 9 | 92-2122 | Housing | 1 |
| 10 | 92-2118 | Plate | 1 |
| 11 | 92-2119 | Wire - Lead | 1 |
| 12 | 92-2108 | Igniter Set | 1 |
| 13 | 92-2121 | Wire Assembly - Lead | 1 |
| 14 | 92-2115 | Screw Set | 1 |

| Ref. No. | Part No. | Description | No. Used |
|----------|----------|---|----------|
| 15 | 92-2146 | Washer | 1 |
| 16 | 67-3260 | Washer | 1 |
| 17 | 67-4670 | Nut | 1 |
| 18 | 92-2153 | Plug - Spark (NGK BPR4ES) | 3 |
| 19 | 94-5233 | Wire - Spark Plug, #2 | 1 |
| 20 | 94-5232 | Wire - Spark Plug, #1 | 1 |
| 21 | 92-2028 | Wire - High Tension | 1 |
| 22 | 94-5234 | Wire - Spark Plug, #3 | 1 |
| 23 | 92-5172 | Clamp | 1 |
| * | 92-2043 | Assembly - Distributor (Incl. Ref.#1-14) | 1 |
| * | 92-2125 | Assy. - Spark Plug Wire Set (Incl. Ref.#19-22) | 1 |

*Not Illustrated



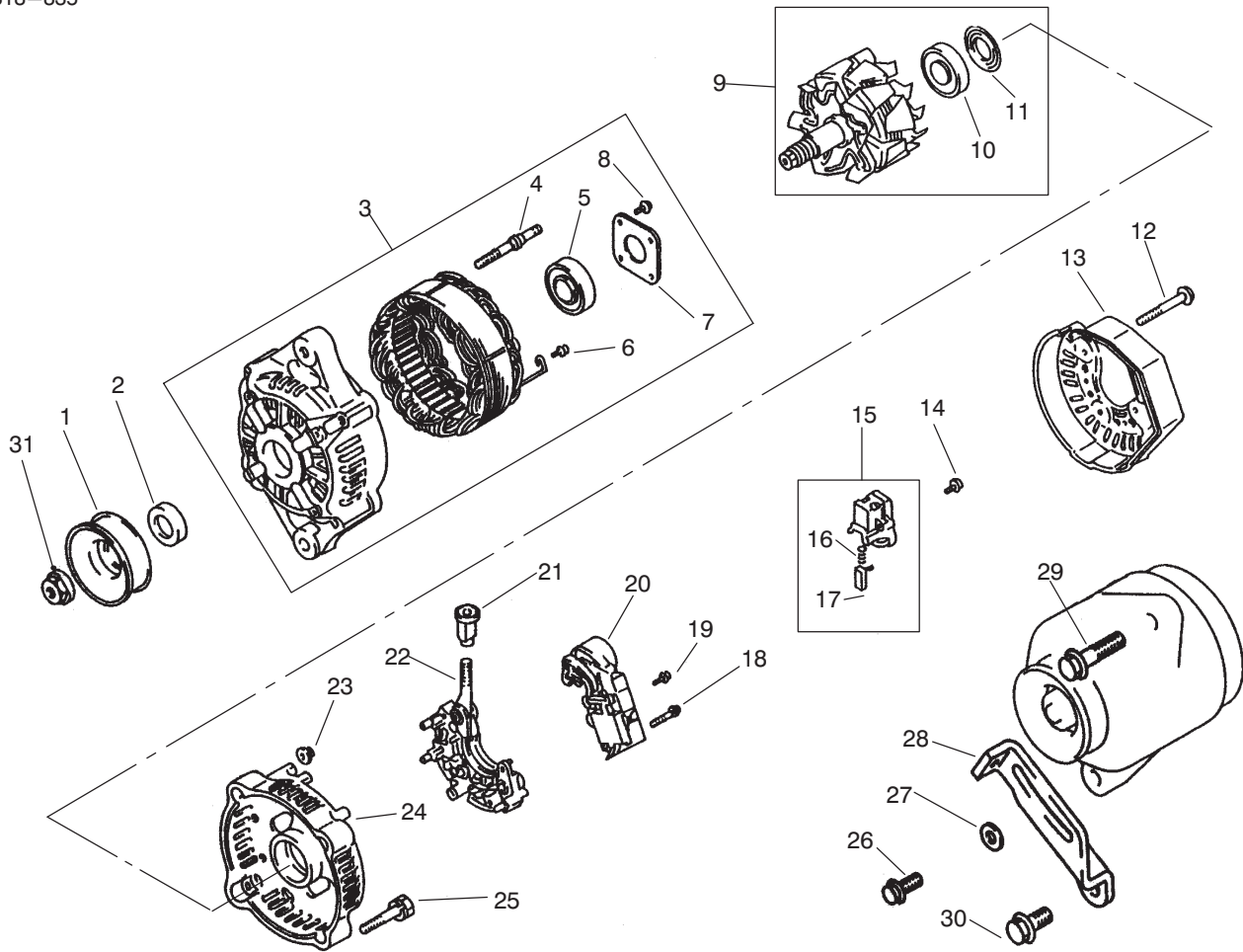
T-1641-1

STARTER ASSEMBLY

| Ref. No. | Part No. | Description | No. Used |
|----------|----------|-----------------|----------|
| 1 | 92-5167 | Bracket - Front | 1 |
| 2 | 92-2106 | Nut | 2 |
| 3 | 92-2102 | Lever - Clutch | 1 |
| 4 | 92-2095 | Kit - Switch | 1 |
| 5 | 92-2107 | Nut | 1 |
| 6 | 92-2093 | Armature | 1 |
| 7 | 92-2094 | Clutch | 1 |
| 8 | 92-2097 | Nut | 2 |
| 9 | 92-2096 | Ring - Snap | 1 |
| 10 | 92-2098 | Washer | 1 |

| Ref. No. | Part No. | Description | No. Used |
|----------|----------|---|----------|
| 11 | 92-2099 | Bolt | 2 |
| 12 | 92-5168 | Bracket - Rear | 1 |
| 13 | 92-2092 | Insulator | 1 |
| 14 | 92-2091 | Assembly - Holder | 1 |
| 15 | 92-2088 | Yoke (Incl. Ref.#16) | 1 |
| 16 | 92-2089 | Brush | 4 |
| 17 | 92-2090 | Spring | 4 |
| * | 92-2055 | Assembly - Starter (Incl. Ref.#1-17) | 1 |

*Not Illustrated



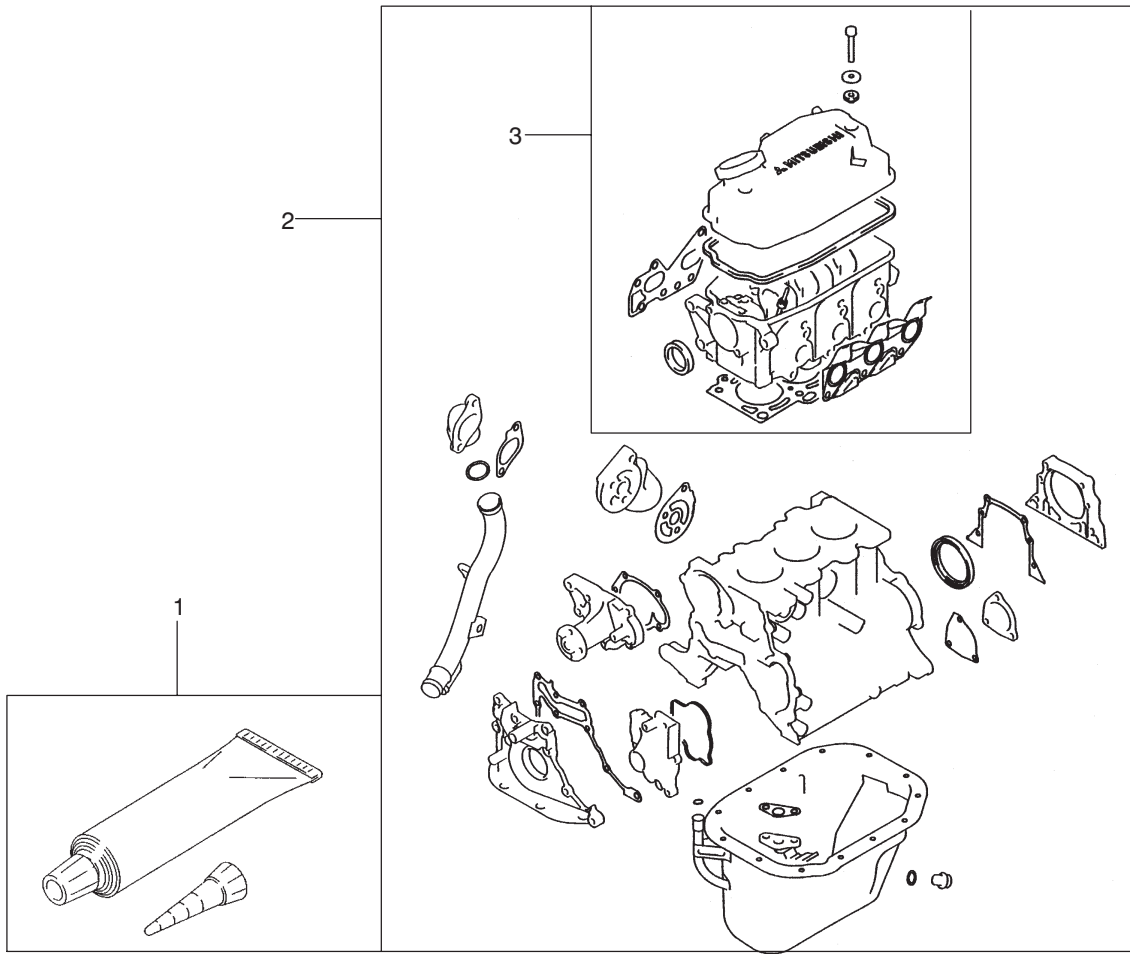
T-1642-1

ALTERNATOR ASSEMBLY

| Ref. No. | Part No. | Description | No. Used |
|----------|----------|---|----------|
| 1 | 92-5169 | Pulley | 1 |
| 2 | 92-2079 | Collar | 1 |
| 3 | 92-2103 | Assembly - Bracket, Front (Incl. Ref.#4-8) | 1 |
| 4 | 92-2078 | Bolt | 2 |
| 5 | 92-2065 | Bearing | 1 |
| 6 | 92-2085 | Screw W/washer | 6 |
| 7 | 92-2076 | Plate | 1 |
| 8 | 92-2077 | Screw | 4 |
| 9 | 92-2075 | Assembly - Rotor (Incl. Ref.#10-11) | 1 |
| 10 | 92-2070 | Bearing | 1 |
| 11 | 92-2069 | Cover - Bearing | 1 |
| 12 | 92-2087 | Bolt W/washer | 3 |
| 13 | 92-2081 | Cover - End | 1 |
| 14 | 92-2085 | Screw W/washer | 6 |
| 15 | 92-2073 | Assembly - Holder (Incl. Ref.#16-17) | 1 |

| Ref. No. | Part No. | Description | No. Used |
|----------|----------|---|----------|
| 16 | 92-2067 | Spring - Brush | 2 |
| 17 | 92-2068 | Brush | 2 |
| 18 | 92-2071 | Screw | 2 |
| 19 | 92-2086 | Screw W/washer | 1 |
| 20 | 92-2084 | Regulator | 1 |
| 21 | 92-2083 | Bushing | 1 |
| 22 | 92-2082 | Rectifier | 1 |
| 23 | 92-2066 | Nut | 2 |
| 24 | 92-2080 | Frame - End | 1 |
| 25 | 92-2100 | Bolt | 2 |
| 26 | 92-2133 | Bolt - Flange Head | 1 |
| 27 | 92-1984 | Washer | 1 |
| 28 | 92-2011 | Brace | 1 |
| 29 | 92-1932 | Bolt | 1 |
| 30 | 92-2134 | Bolt - Flange Head | 1 |
| 31 | 92-2156 | Nut - Alternator | 1 |
| * | 92-2025 | Assembly - Alternator (Incl. Ref.#1-25 & 31) | 1 |

*Not Illustrated



T-1629-1

GASKET KIT

| Ref. No. | Part No. | Description | No. Used |
|----------|----------|-----------------------|----------|
| 1 | 92-5100 | Gasket - Liquid | 1 |
| 2 | 92-2127 | Kit - Overhaul Gasket | 1 |

| Ref. No. | Part No. | Description | No. Used |
|----------|----------|---------------------|----------|
| 3 | 92-2126 | Kit - Gasket, Upper | 1 |

TORO PART NUMBER INDEX

| Part No. | Description | Pg. No. | Ref. No. | Qty. | Part No. | Description | Pg. No. | Ref. No. | Qty. |
|----------|-----------------------------|---------|----------|------|----------|-------------------------|---------|----------|------|
| 111071 | Bumper | 14 | 4 | 2 | 28-8290 | Seal Service Kit | 7 | * | 1 |
| 116749 | Horn Assembly | 1 | 21 | 1 | 33-1300 | Assembly - Element | 46 | 5 | 1 |
| 146489 | Rivet - Pop | 1 | 28 | 8 | 33-1310 | Baffle | 46 | 8 | 1 |
| 5-3637 | Washer - Flat | 44 | 7 | 1 | 33-1330 | Assembly - Nut | 46 | 6 | 1 |
| 18-1520 | Filter - Fuel | 45 | 5 | 1 | 33-1340 | Clamp Assembly | 46 | 7 | 1 |
| 18-1720 | Joint - Ball | 34 | 29 | 1 | 33-1350 | Band Assembly | 46 | 3 | 2 |
| 18-2830 | Horn Switch Assembly | 2 | 31 | 1 | 33-3090 | Bushing - Flange | 18 | 7 | 4 |
| 18-4260 | Assy. - Screw/Lockwasher | 6 | 9 | 2 | 36-3400 | Decal - No Step | 43 | 11 | 1 |
| 18-4270 | Clamp - Ball Return Guide | 6 | 8 | 1 | 39-7310 | O-Ring | 6 | 35 | 3 |
| 18-4340 | Plug - Rack Piston End | 6 | 6 | 1 | 39-7310 | Seal - O-Ring | 47 | 29 | 2 |
| 18-5160 | Seal Kit - Pitman Shaft | 7 | * | 1 | 39-7420 | Washer - Lock | 5 | 22 | 1 |
| 18-5170 | Seal Kit - Valve Ring | 7 | * | 1 | 39-7420 | Washer - Lock | 6 | 42 | 1 |
| 18-5180 | Bearing Kit - Lower Thrust | 7 | * | 1 | 39-7440 | Nut - Lock | 5 | 23 | 1 |
| 18-5190 | Ball - Chrome Alloy | 6 | 10 | 11 | 39-7440 | Nut - Pitman Arm | 6 | 41 | 1 |
| 18-5430 | Plug - Expansion | 35 | 28 | 1 | 42-3560 | Screw - Shoulder | 16 | 15 | 1 |
| 18-5440 | Spacer | 35 | 27 | 2 | 42-7160 | Pin - Dowel | 55 | 12 | 3 |
| 18-5450 | Bearing | 35 | 17 | 2 | 42-7860 | Lock - Valve | 57 | 26 | 12 |
| 18-5520 | Lever - Rocker | 35 | 25 | 1 | 42-9400 | Bolt | 60 | 20 | 2 |
| 18-5530 | Screw & Lockwasher | 35 | 29 | 2 | 42-9400 | Bolt/washer | 59 | 2 | 8 |
| 18-5540 | Retainer - Sleeve Stop | 35 | 26 | 3 | 42-9530 | Screw - Cap Hex. Hd. | 38 | 10 | 25 |
| 18-5580 | Seal - Oil, Front | 35 | 37 | 1 | 42-9530 | Screw - Cap Hex. Hd. | 12 | 18 | 9 |
| 18-5620 | Screw | 35 | 2 | 4 | 42-9560 | Stud | 53 | 14 | 3 |
| 18-5630 | Washer - Lock | 35 | 3 | 4 | 42-9580 | Nut - Hex. | 33 | 12 | 3 |
| 18-5640 | Ring - Retaining | 35 | 6 | 2 | 42-9850 | Washer - Lock | 12 | 17 | 12 |
| 18-5660 | Pin - Pivot, Flyweight | 35 | 32 | 2 | 42-9850 | Washer - Lock | 41 | 21 | 3 |
| 18-5670 | Retainer - Pivot Pin | 35 | 33 | 2 | 42-9850 | Washer - Lock | 38 | 32 | 42 |
| 18-5750 | Pin | 35 | 16 | 1 | 43-0090 | Screw - Cap Hex. Hd. | 32 | 8 | 1 |
| 18-5770 | Washer - Lock | 35 | 7 | 2 | 43-1911 | Fan | 29 | 26 | 1 |
| 18-5790 | Gasket | 35 | 5 | 1 | 43-1950 | Valve | 48 | 9 | 1 |
| 19-4050 | Knob | 43 | 10 | 2 | 43-4300 | Trim | 45 | 1 | 1 |
| 19-4050 | Knob | 29 | 33 | 3 | 43-4300 | Trim | 33 | 41 | 2 |
| 20-7150 | Toggle Switch Assembly | 3 | 62 | 1 | 43-5150 | Piston | 49 | 11 | 1 |
| 21-0360 | Nut - Hex. | 9 | 6 | 1 | 43-6550 | Ring - Retaining | 5 | 10 | 2 |
| 21-1830 | Spring - Tension | 8 | 28 | 1 | 43-6710 | Shim - .003 | 20 | 14 | A/R |
| 21-5640 | Joint - Ball | 34 | 9 | 2 | 43-6711 | Shim - .005 | 20 | * | A/R |
| 21-7670 | Case - Differential | 20 | 27 | 1 | 43-6712 | Shim - .010 | 20 | * | A/R |
| 21-7690 | Gear - Pinion | 20 | 6 | 2 | 43-6713 | Shim - .030 | 20 | * | A/R |
| 21-7700 | Shaft - Pinnion | 20 | 25 | 1 | 43-6750 | Cup - Bearing | 20 | 10 | 1 |
| 21-7720 | Washer - Thrust | 20 | 4 | 2 | 43-6760 | Cone - Bearing | 20 | 9 | 1 |
| 21-7730 | Washer - Thrust | 20 | 7 | 2 | 44-0760 | Decal - Warning | 18 | 33 | 2 |
| 21-7770 | Screw - Cap Hex. Hd. | 20 | 26 | 5 | 44-2230 | Disc - Rubber | 31 | 4 | 2 |
| 21-8090 | Shim - .003 | 20 | 31 | A/R | 46-7510 | Hood - Air Inlet | 45 | 15 | 1 |
| 21-8100 | Shim - .005 | 20 | * | A/R | 46-8091 | Screw - Hex. Flange Hd. | 29 | 8 | 4 |
| 21-8110 | Shim - .010 | 20 | * | A/R | 47-2964 | Hose - Fuel | 45 | 9 | 1 |
| 21-8120 | Shim - .030 | 20 | * | A/R | 47-2964 | Hose - Fuel | 33 | 45 | 1 |
| 21-8270 | Pin - Alignment | 20 | 3 | 2 | 48-7560 | Screw - Cap Hex. Hd. | 32 | 9 | 3 |
| 21-9260 | Spacer | 5 | 4 | 1 | 48-7560 | Screw - Cap Hex. Hd. | 38 | 24 | 1 |
| 22-8330 | Plug | 50 | 1 | 2 | 48-7610 | Bolt - Hex. Head | 54 | 8 | 2 |
| 22-8340 | Spring | 50 | 3 | 2 | 48-7610 | Screw - Cap Hex. Hd. | 12 | 27 | 4 |
| 22-8350 | Ball | 50 | 4 | 2 | 48-7650 | Screw - Cap Hex. Hd. | 45 | 3 | 2 |
| 22-8360 | Pin - Cam | 50 | 6 | 2 | 48-7700 | Bolt | 56 | 3 | 6 |
| 22-8370 | Seat-Check Valve | 50 | 5 | 2 | 48-7700 | Screw - Cap Hex. Hd. | 41 | 9 | 3 |
| 22-8380 | Retainer - Spring | 50 | 10 | 2 | 48-7730 | Screw - Cap Hex. Hd. | 38 | 18 | 5 |
| 22-8410 | Spring | 50 | 11 | 1 | 48-7740 | Screw - Cap Hex. Hd. | 5 | 15 | 4 |
| 22-8420 | Spool | 50 | 8 | 1 | 48-7890 | Nut - Hex. | 33 | 8 | 1 |
| 22-8480 | Ring - Retaining, Spool | 50 | 13 | 1 | 48-7930 | Nut | 61 | 21 | 6 |
| 22-8490 | Ring - Retaining | 50 | 14 | 1 | 48-7930 | Nut - Hex. | 38 | 2 | 1 |
| 22-8500 | O-Ring | 50 | 9 | 2 | 48-8030 | Washer | 61 | 20 | 6 |
| 23-3030 | Spacer | 50 | 12 | 1 | 48-8070 | Washer - Flat | 5 | 6 | 1 |
| 23-7270 | Nut - Lug | 23 | 1 | 10 | 48-9480 | Screw - Cap Hex. Hd. | 33 | 20 | 2 |
| 23-7270 | Nut - Lug | 27 | 18 | 10 | 48-9520 | Nut - Lock | 26 | 28 | 2 |
| 26-0071 | Bumper | 1 | 9 | 2 | 48-9520 | Nut - Lock | 36 | 50 | 3 |
| 27-2360 | Ignition Switch Assembly | 2 | 43 | 1 | 49-7810 | Nut - Lock | 45 | 10 | 2 |
| 27-6590 | Spacer - Thick | 31 | 7 | 4 | 49-9150 | Washer - Flat | 16 | 2 | 1 |
| 27-6600 | Spacer - Thin | 31 | 3 | 4 | 49-9150 | Washer - Flat | 15 | 36 | 1 |
| 28-8200 | O-Ring | 6 | 27 | 1 | 52-2480 | Spacer | 33 | 24 | 2 |
| 28-8210 | Bolt - Flange Hex. Hd. | 6 | 17 | 4 | 54-0110 | Element - Oil Filter | 36 | 38 | 1 |
| 28-8220 | Nut - Lash Adjuster | 6 | 16 | 1 | 54-1400 | Clip | 60 | 12 | 4 |
| 28-8270 | Seal Service Kit - End Plug | 7 | * | 1 | 54-9180 | Cross & Bearing Kit | 21 | 2 | 2 |
| 28-8280 | Seal Kit - Side Cover | 6 | 14 | 1 | 55-7120 | Switch - Brake Light | 8 | 32 | 1 |

*Not Illustrated

TORO PART NUMBER INDEX (Cont.)

| Part No. | Description | Pg. No. | Ref. No. | Qty. | Part No. | Description | Pg. No. | Ref. No. | Qty. |
|----------|----------------------------|---------|----------|------|----------|-----------------------------|---------|----------|------|
| 55-7291 | Battery | 43 | 9 | 1 | 80-6990 | Washer - Flat | 36 | 49 | 3 |
| 56-0100 | Plug - Taper | 52 | 9 | 1 | 80-8040 | Decal - Caution | 31 | 1 | 1 |
| 56-2150 | Screw - Cap Hex. Hd. | 12 | 10 | 4 | 83-6030 | Decal - Caution (Japan) | 31 | 1 | 1 |
| 56-7973 | Clamp - Hydraulic Tube | 47 | 17 | 4 | 84-1680 | Ring - Retaining | 49 | 7 | 1 |
| 57-6380 | Screw - Cap Hex. Hd. | 33 | 22 | 2 | 84-2780 | Decal - No Step (Japan) | 43 | 11 | 1 |
| 57-6380 | Screw - Cap Hex. Hd. | 12 | 31 | 3 | 87-0150 | Tower - Control Arm RH | 18 | 9 | 1 |
| 58-4250 | Magnet | 29 | 31 | 2 | 87-0160 | Tower - Control Arm LH | 18 | * | 1 |
| 59-2290 | Spacer | 32 | 19 | 1 | 87-0210 | Arm - Control Lower RH | 19 | 32 | 1 |
| 60-6750 | Screw - Cap Hex. Hd. | 38 | 4 | 11 | 87-0220 | Arm - Control Lower LH | 19 | * | 1 |
| 62-5550 | Decal - TORO | 1 | 2 | 1 | 87-0690 | Spring - Compression | 18 | 15 | 2 |
| 62-7650 | Gasket - Sending Unit | 44 | 3 | 1 | 87-0710 | Hood | 1 | 1 | 1 |
| 63-7640 | Unit - Sending | 44 | 4 | 1 | 87-0710 | Trim | 14 | 24 | 1 |
| 63-7790 | Screw - Cap Hex. Hd. | 33 | 57 | 1 | 87-0740 | Key - Supervisor Switch | 2 | 17 | 1 |
| 63-8140 | Pulley | 29 | 15 | 1 | 87-1430 | Joint - Upper Ball | 19 | 35 | 2 |
| 63-8140 | Pulley | 34 | 19 | 1 | 87-1450 | Bushing - Flange | 19 | 4 | 8 |
| 63-8360 | Key - Ignition | 2 | 10 | 1 | 87-1490 | Spring - Leaf | 26 | 15 | 2 |
| 63-9640 | Hose - Fuel | 44 | 12 | 2 | 87-1500 | Steering Gear (Complete) | 7 | * | 1 |
| 65-5100 | Handle | 29 | 6 | 2 | 87-1500 | Steering Gear Assembly | 5 | 20 | 1 |
| 65-5220 | Screw - Hex. Socket Hd. | 15 | 40 | 3 | 87-1510 | Muffler & Tailpipe | 33 | 53 | 1 |
| 65-5360 | Spring - Extension | 5 | 35 | 1 | 87-1680 | Chamber - Air | 33 | 3 | 1 |
| 65-5390 | Washer - Flat | 33 | 39 | 4 | 87-1720 | Nut - Supervisor Switch | 2 | 18 | 1 |
| 66-3160 | Screw - Cap Hex. Hd. | 12 | 1 | 2 | 87-1840 | Drum - Brake | 27 | 15 | 2 |
| 66-3160 | Screw - Cap Hex. Hd. | 34 | 12 | 2 | 87-1910 | Pin - Alignment | 12 | 11 | 2 |
| 66-3160 | Screw - Cap Hex. Hd. | 36 | 24 | 7 | 87-1920 | Seal - Shaft | 12 | 6 | 2 |
| 66-3160 | Screw - Cap Hex. Hd. | 33 | 27 | 1 | 87-1960 | Engine Assembly | 33 | 9 | 1 |
| 66-3160 | Screw - Cap Hex. Hd. | 33 | 40 | 5 | 87-1970 | Bearing Matched Set | 27 | 20 | 2 |
| 66-3160 | Screw - Cap Hex. Hd. | 33 | 58 | 1 | 87-2040 | Lever - Shift | 15 | 16 | 1 |
| 66-3240 | Cap - Radiator | 29 | 5 | 1 | 87-2080 | Screw - Cap Hex. Hd. | 23 | 3 | 10 |
| 66-6840 | Decal - Caution | 26 | 32 | 2 | 87-2080 | Stud - Drive | 27 | 12 | 10 |
| 67-2250 | Bolt | 52 | 11 | 8 | 87-2100 | Bearing - Release | 12 | 23 | 1 |
| 67-2360 | Bushing | 52 | 12 | 4 | 87-2110 | Tail Light Assembly | 51 | 10 | 1 |
| 67-2390 | Plug - Taper | 52 | 16 | 1 | 87-2120 | Headlight Assembly | 1 | 3 | 2 |
| 67-2390 | Plug - Taper | 61 | 22 | 1 | 87-2240 | Housing - Axle | 27 | 7 | 2 |
| 67-2560 | Bolt/washer | 59 | 1 | 5 | 87-2260 | Boot - Shift Lower | 15 | 28 | 1 |
| 67-3260 | Washer | 63 | 3 | 1 | 87-2280 | Bearing | 5 | 25 | 3 |
| 67-3260 | Washer | 61 | 6 | 2 | 87-2310 | Clevis - Cable | 36 | 36 | 3 |
| 67-3260 | Washer | 64 | 16 | 1 | 87-2310 | Clevis - Cable | 15 | 47 | 2 |
| 67-4330 | Filter - Oil | 59 | 9 | 1 | 87-2400 | Lever - Throttle | 34 | 22 | 1 |
| 67-4670 | Nut | 61 | 5 | 2 | 87-2420 | Seal - Lower Ball | 19 | 7 | 4 |
| 67-4670 | Nut | 64 | 17 | 1 | 87-2440 | Bumper | 1 | 7 | 2 |
| 68-3840 | Ball Joint | 8 | 23 | 2 | 87-2480 | Link - Stabilizer | 18 | 24 | 2 |
| 68-9950 | Spring - Extension | 36 | 44 | 1 | 87-2500 | Sleeve - Spring Pivot | 18 | 12 | 2 |
| 70-1480 | Relay | 33 | 16 | 1 | 87-2510 | Bracket - Seat Frame | 14 | 11 | 2 |
| 70-2100 | Assembly - Thrust Sleeve & | 35 | 31 | 1 | 87-2520 | Tube - Pivot | 15 | 21 | 1 |
| 70-2120 | Spacer | 35 | 35 | 1 | 87-2590 | Shaft - Brake | 8 | 35 | 1 |
| 70-2140 | Bearing - Front | 35 | 36 | 1 | 87-2710 | Lever - Parking Brake | 16 | 29 | 1 |
| 70-2150 | Flyweight | 35 | 9 | 2 | 87-2720 | Driveshaft | 31 | 10 | 1 |
| 71-2690 | Hose - Fuel | 45 | 7 | 1 | 87-2750 | Spacer - Bearing | 31 | 12 | 1 |
| 71-3381 | Tube - Overflow | 29 | 3 | 2 | 87-2760 | Bracket - Ignition Coil | 33 | 19 | 1 |
| 71-4330 | Seal - Oil | 20 | 20 | 1 | 87-2880 | Shaft - Accelerator Pedal | 8 | 6 | 1 |
| 71-4340 | Washer | 20 | 17 | 1 | 87-2900 | Spring - Compression | 15 | 24 | 1 |
| 71-4350 | Nut - Lock | 20 | 18 | 1 | 87-3040 | Reservoir - Master Cylinder | 9 | 1 | 1 |
| 71-4780 | Seal - Oil, Rocker Shaft | 35 | 18 | 1 | 87-3060 | Washer - Flat | 27 | 25 | 2 |
| 71-5320 | Washer - Flat | 16 | 18 | 1 | 87-3060 | Washer - Flat | 23 | 35 | 2 |
| 72-4310 | Switch - Ball N.C. | 36 | 46 | 1 | 87-3070 | Cable - Positive | 33 | 10 | 1 |
| 72-5890 | Shaft - Rocker | 35 | 20 | 1 | 87-3080 | Wire - Ground | 33 | 25 | 1 |
| 72-5910 | Assembly - Bumper Screw | 35 | 23 | 1 | 87-3110 | Absorber - Shock | 18 | 29 | 2 |
| 72-5940 | Bearing - Needle | 35 | 30 | 1 | 87-3110 | Shock Absorber | 26 | 8 | 2 |
| 74-0720 | Tube - Manual | 14 | 1 | 1 | 87-3120 | Steering Column & Shaft | 5 | * | 1 |
| 75-4701 | Hose - Fuel | 44 | 11 | 1 | 87-3130 | Lever - Tilt Steering | 5 | 36 | 1 |
| 75-4701 | Hose - Fuel | 33 | 46 | 1 | 87-3140 | Support - Rear | 44 | 15 | 1 |
| 75-6820 | Hourmeter | 2 | 16 | 1 | 87-3150 | Support - Front | 44 | 18 | 1 |
| 75-6880 | Spark Arrestor (Optional) | 33 | 51 | 1 | 87-3160 | Strap - Tank Support | 44 | 20 | 2 |
| 75-9610 | Spacer | 47 | 7 | 1 | 87-3170 | Pad - Tank Support Strap | 44 | 21 | 2 |
| 76-2290 | Spacer | 16 | 37 | 1 | 87-3180 | Cover - Clutch | 56 | 2 | 1 |
| 76-4430 | Fitting - Fuel 90° | 44 | 9 | 1 | 87-3190 | Disc - Clutch | 56 | 1 | 1 |
| 76-8750 | Plate - Warning | 29 | 40 | 1 | 87-3200 | Belt - V | 34 | 25 | 1 |
| 76-9100 | Spacer | 32 | 13 | 2 | 87-3210 | Belt - V | 31 | 14 | 1 |
| 76-9100 | Spacer - Hi-Lo Lever | 15 | 35 | 1 | 87-3250 | Mount - Bearing | 5 | 26 | 3 |
| 80-6990 | Washer | 27 | 39 | 4 | 87-3270 | Tube - Brake RH | 26 | 3 | 1 |

*Not Illustrated

TORO PART NUMBER INDEX (Cont.)

| Part No. | Description | Pg. No. | Ref. No. | Qty. | Part No. | Description | Pg. No. | Ref. No. | Qty. |
|----------|--------------------------|---------|----------|------|----------|----------------------------|---------|----------|------|
| 87-3280 | Tube - Brake LH | 26 | 22 | 1 | 87-4420 | Hi-Lo Cable Assembly | 37 | 52 | 1 |
| 87-3310 | Clip - Brake Cable | 23 | 4 | 2 | 87-4440 | Driveshaft | 31 | 5 | 1 |
| 87-3310 | Clip - Brake Cable | 27 | 8 | 2 | 87-4460 | Differential Lock Cable | 16 | 11 | 1 |
| 87-3370 | Pulley | 31 | 13 | 1 | 87-4470 | Bracket | 36 | 23 | 1 |
| 87-3430 | Hose - Radiator Upper | 29 | 29 | 1 | 87-4490 | Bracket - Hold-Down | 47 | 22 | 1 |
| 87-3430 | Hose - Radiator Upper | 33 | 29 | 1 | 87-4500 | Rod - Pivot | 47 | 2 | 1 |
| 87-3450 | Plug | 23 | 29 | 2 | 87-4510 | Rod - Connecting | 47 | 3 | 1 |
| 87-3460 | Boot - Tilt Steering | 5 | 2 | 1 | 87-4520 | Bracket - Dump Valve | 48 | 27 | 1 |
| 87-3470 | Bumper - Spring | 26 | 14 | 2 | 87-4560 | Tube - Hydraulic | 47 | 14 | 1 |
| 87-3480 | Plate - Brake Equalizer | 16 | 22 | 1 | 87-4560 | Tube - Hydraulic | 48 | 33 | 1 |
| 87-3500 | Hose - Air Cleaner | 33 | 33 | 1 | 87-4710 | Spacer - Barking Brake | 16 | 13 | 1 |
| 87-3520 | Clevis | 15 | 27 | 1 | 87-4720 | Plate - Steering Boot | 5 | 3 | 1 |
| 87-3530 | Button - Shifter | 15 | 29 | 1 | 87-4730 | Guard - Belly | 32 | 15 | 2 |
| 87-3540 | Link - Shift | 15 | 20 | 2 | 87-4750 | Bracket - Governor | 34 | 14 | 1 |
| 87-3560 | Tee - Brake Line | 10 | 18 | 1 | 87-4760 | Bushing | 26 | 12 | 12 |
| 87-3560 | Tee - Brake Line | 47 | 32 | 1 | 87-4770 | Bracket - High Idle Stop | 34 | 4 | 1 |
| 87-3560 | Tee - Brake Tube | 26 | 23 | 1 | 87-4820 | Bracket - Cable | 36 | 27 | 1 |
| 87-3570 | Fitting - Union | 10 | 6 | 2 | 87-4870 | Hose - Hydraulic | 48 | 4 | 1 |
| 87-3570 | Union - Brake Line | 8 | 5 | 2 | 87-4880 | Hose - Hydraulic | 48 | 3 | 1 |
| 87-3580 | Retainer | 26 | 4 | 2 | 87-4900 | Hose - Hydraulic | 48 | 31 | 1 |
| 87-3580 | Retainer | 19 | 9 | 2 | 87-4910 | Hose - Hydraulic | 48 | 13 | 1 |
| 87-3580 | Retainer | 23 | 11 | 2 | 87-4920 | Hose - Hydraulic | 36 | 41 | 1 |
| 87-3580 | Retainer - Brake Hose | 27 | 2 | 2 | 87-4960 | Clamp - Cable | 15 | 42 | 1 |
| 87-3580 | Retainer - Brake Hose | 10 | 8 | 2 | 87-4970 | Engine Mount Assembly | 19 | 17 | 4 |
| 87-3590 | Seal - Bearing | 27 | 22 | 2 | 87-4970 | Engine Mount Assembly | 32 | 3 | 2 |
| 87-3600 | Spacer | 18 | 3 | 10 | 87-4970 | Transaxle Mount Assembly | 36 | 18 | 2 |
| 87-3610 | Bracket - Detent | 5 | 34 | 1 | 87-5030 | Lever - Differential Lock | 16 | 3 | 1 |
| 87-3620 | Shield - Heat | 33 | 23 | 1 | 87-5050 | Hose - Radiator Lower | 29 | 10 | 1 |
| 87-3650 | Pin - Shift | 15 | 18 | 1 | 87-5050 | Hose - Radiator Lower | 33 | 31 | 1 |
| 87-3660 | Spring - Compression | 15 | 30 | 1 | 87-5060 | Cushion - Seat Bottom | 13 | 7 | 2 |
| 87-3670 | Hose - Hydraulic | 48 | 21 | 1 | 87-5070 | Pulley - Crankshaft | 33 | 38 | 1 |
| 87-3670 | Hose - Hydraulic | 37 | 54 | 1 | 87-5080 | Spacer - Connecting | 47 | 25 | 1 |
| 87-3680 | Assembly - Relief Valve | 47 | * | 1 | 87-5100 | Washer | 36 | 17 | 4 |
| 87-3700 | Screw - Cap Hex. Hd. | 34 | 16 | 1 | 87-5100 | Washer - Flat | 32 | 4 | 4 |
| 87-3700 | Screw - Cap Hex. Hd. | 32 | 20 | 3 | 87-5100 | Washer - Snubbing | 19 | 18 | 8 |
| 87-3710 | Overflow Reservoir Assy. | 29 | 1 | 1 | 87-5110 | Support - Lower | 43 | 19 | 1 |
| 87-3720 | Retainer - Cylinder | 48 | 17 | 2 | 87-5120 | Bracket - Battery Base | 43 | 15 | 1 |
| 87-3730 | Hose - Coolant | 33 | 28 | 2 | 87-5130 | Cover - Battery Base | 43 | 12 | 1 |
| 87-3740 | Hose - Breather | 33 | 7 | 1 | 87-5140 | Nut - Lock | 47 | 8 | 1 |
| 87-3750 | Cover - Steering Wheel | 5 | 9 | 1 | 87-5150 | Screw - Cap Hex. Hd. | 47 | 4 | 1 |
| 87-3760 | Plate - Shift Boot | 13 | 14 | 1 | 87-5290 | Shaft - Release | 12 | 5 | 1 |
| 87-3770 | Bushing - Sleeve | 12 | 7 | 2 | 87-5300 | Fork - Clutch | 12 | 20 | 1 |
| 87-3780 | Box - Glove | 2 | 3 | 1 | 87-5320 | Guide - Release | 12 | 22 | 1 |
| 87-3790 | Switch - Light | 2 | 19 | 1 | 87-5330 | Washer | 18 | 2 | 8 |
| 87-3800 | Bracket - Seat Bottom | 13 | 3 | 3 | 87-5350 | Bracket - Switch | 12 | 15 | 1 |
| 87-3820 | Wheel - Steering | 5 | 7 | 1 | 87-5360 | Lever | 12 | 12 | 1 |
| 87-3850 | Bar - Anti-Sway | 18 | 17 | 1 | 87-5370 | Rear Tire & Wheel Assembly | 27 | * | 2 |
| 87-3860 | Link - Anti-Sway Bar | 18 | 5 | 2 | 87-5490 | Switch - Neutral | 12 | 16 | 1 |
| 87-3890 | Bracket - Anti-Sway Bar | 18 | 18 | 2 | 87-5580 | Fuel Gauge Assembly | 2 | 15 | 1 |
| 87-3900 | Bracket - Cable | 34 | 26 | 1 | 87-5590 | Temperature Gauge Assy. | 2 | 8 | 1 |
| 87-3910 | Bushing - Anti-Sway Bar | 18 | 19 | 2 | 87-5700 | Hydraulic Pump Assembly | 29 | 19 | 1 |
| 87-3920 | Bushing - Rubber | 18 | 4 | 16 | 87-5730 | Hose - Hydraulic | 36 | 4 | 1 |
| 87-3920 | Bushing - Rubber | 26 | 7 | 8 | 87-5770 | U-Bracket - Tail Light | 51 | 5 | 1 |
| 87-3940 | Mount - Spring RH | 26 | * | 1 | 87-5800 | Bracket - Mount | 36 | 21 | 2 |
| 87-3960 | Mount - Spring LH | 26 | 18 | 1 | 87-5910 | Decal - Supervisor | 3 | 55 | 1 |
| 87-3980 | Shackle - Spring | 26 | 11 | 4 | 87-5920 | Decal - Danger | 13 | 26 | 1 |
| 87-3990 | Oil Strainer Assembly | 36 | 26 | 1 | 87-5930 | Decal - Caution | 13 | 10 | 1 |
| 87-4010 | Clamp - Anti-Sway Bar | 18 | 20 | 2 | 87-5940 | Decal - Rollover | 17 | 2 | 1 |
| 87-4020 | Spring - Extension | 34 | 23 | 1 | 87-5960 | Decal - Axle Range | 13 | 11 | 1 |
| 87-4060 | Spacer - Bearing | 27 | 21 | 2 | 87-5970 | Decal - PTO | 13 | 16 | 1 |
| 87-4070 | Bumper - Front | 1 | 14 | 1 | 87-5980 | Decal - ROPS | 17 | 3 | 2 |
| 87-4080 | Tube - Brake LH | 27 | 6 | 1 | 87-5990 | Decal - PTO | 27 | 40 | 1 |
| 87-4090 | Tube - Brake RH | 27 | 1 | 1 | 87-6000 | Decal - Differential Lock | 13 | 17 | 1 |
| 87-4100 | Hose - Brake | 27 | 3 | 2 | 87-6010 | Decal - Dump Hydraulics | 13 | 19 | 1 |
| 87-4100 | Hose - Brake | 26 | 5 | 2 | 87-6020 | Decal - Parking Brake | 13 | 20 | 1 |
| 87-4210 | Rod - Linkage | 34 | 11 | 1 | 87-6040 | Bracket - Shifter | 15 | 22 | 1 |
| 87-4230 | Harness - Wire Front LH | 2 | 41 | 1 | 87-6060 | Decal - ATF | 27 | 4 | 1 |
| 87-4260 | Shift Cable Assembly | 37 | 51 | 2 | 87-6170 | Frame - Seat | 14 | 14 | 1 |
| 87-4340 | Clamp - Cable | 15 | 10 | 1 | 87-6240 | Bracket - Seat Back | 14 | 23 | 4 |
| 87-4350 | Lever - Hi-Lo | 15 | 2 | 1 | 87-6270 | Socket & Bulb Assembly | 3 | 60 | 4 |

*Not Illustrated

TORO PART NUMBER INDEX (Cont.)

| Part No. | Description | Pg. No. | Ref. No. | Qty. | Part No. | Description | Pg. No. | Ref. No. | Qty. |
|----------|----------------------------|---------|----------|------|----------|---------------------------|---------|----------|------|
| 87-6280 | Plate - Seat Back | 14 | 18 | 2 | 87-8720 | Governor Assembly | 34 | 24 | 1 |
| 87-6290 | Cushion - Seat Back | 14 | 17 | 2 | 87-8780 | Head - Oil Filter | 36 | 43 | 1 |
| 87-6300 | Lens | 51 | 7 | 1 | 87-8820 | Hub - Pulley | 35 | 38 | 1 |
| 87-6310 | Gasket | 51 | 9 | 1 | 87-8830 | Pulley | 35 | 1 | 1 |
| 87-6320 | Bulb - Headlight | 1 | 5 | 2 | 87-9080 | Decal - Grease | 27 | 44 | 2 |
| 87-6330 | Lens - Headlight | 1 | 6 | 2 | 87-9100 | Decal - Quick Reference | 13 | 23 | 1 |
| 87-6490 | Spring | 35 | 13 | 1 | 87-9120 | Decal - Workman 4200 | 1 | 15 | 1 |
| 87-6510 | Assembly - Shaft & Yoke | 35 | 34 | 1 | 87-9160 | Lower Shaft Assembly | 5 | * | 1 |
| 87-6520 | Body | 35 | 24 | 1 | 87-9170 | Brake Assembly RH | 23 | 5 | 1 |
| 87-6530 | Assembly - Throttle Lever | 35 | 22 | 1 | 87-9170 | Front Brake Assembly - RH | 24 | * | 1 |
| 87-6540 | Bolt - Eye | 35 | 21 | 1 | 87-9180 | Brake Assembly LH | 23 | * | 1 |
| 87-6550 | Pin - Forced Idle | 35 | 14 | 1 | 87-9180 | Front Brake Assembly - LH | 24 | * | 1 |
| 87-6560 | Cover | 35 | 4 | 1 | 87-9190 | Stub - Axle | 23 | 31 | 2 |
| 87-6570 | Foam - Seal | 15 | 38 | 1 | 87-9200 | Bearing - Matched Set | 23 | 14 | 2 |
| 87-6580 | Stud - Lever Pivot | 35 | 11 | 1 | 87-9210 | Spacer | 23 | 30 | 2 |
| 87-6590 | Assy. Lever & Fitting | 35 | 10 | 1 | 87-9220 | Plug - Seal | 22 | 2 | 1 |
| 87-6620 | Screw | 1 | 10 | 15 | 87-9300 | Door - Clean Out | 29 | 34 | 1 |
| 87-6620 | Screw - Torx Pan Hd. | 12 | 40 | 2 | 87-9320 | Mudflap | 1 | 26 | 2 |
| 87-6620 | Screw - Torx Pan Hd. | 8 | 44 | 2 | 87-9330 | Bracket - Mudflap LH | 1 | 23 | 1 |
| 87-6640 | Lever - Dump Stop | 16 | 14 | 1 | 87-9340 | Bracket - Mudflap RH | 1 | * | 1 |
| 87-6660 | Fender - Rear 24 | 51 | 17 | 2 | 87-9360 | Seal - Oil | 22 | 13 | 1 |
| 87-6670 | Decal - Fuse Block | 3 | 54 | 1 | 87-9370 | Ring - Retaining | 22 | 3 | 1 |
| 87-6690 | Guard - Induction Chamber | 26 | 29 | 1 | 87-9390 | Cup | 46 | 9 | 1 |
| 87-6710 | Switch - Supervisor | 36 | 33 | 1 | 87-9400 | Valve | 46 | 11 | 1 |
| 87-6720 | Knob | 15 | 17 | 1 | 87-9420 | Decal - Caution | 29 | 35 | 1 |
| 87-6740 | Tire - Rear 24 | 27 | 16 | 2 | 87-9480 | Fender - Front | 13 | 24 | 2 |
| 87-6750 | Rim - Rear 24 | 27 | 19 | 2 | 87-9530 | Transaxle Assembly | 36 | 22 | 1 |
| 87-6890 | Hold - Hand | 13 | 1 | 1 | 87-9600 | Housing - Axle RH | 23 | 28 | 1 |
| 87-6910 | Spring - Compression | 36 | 13 | 1 | 87-9620 | Housing - Axle LH | 23 | * | 1 |
| 87-6950 | Receiver - LH | 17 | 6 | 1 | 87-9640 | Arm - Pitman | 5 | 21 | 1 |
| 87-6960 | Receiver - RH | 17 | 7 | 1 | 87-9650 | Cover - Steering Gear | 14 | 27 | 1 |
| 87-7040 | Bracket - Oil Filter | 36 | 2 | 1 | 87-9810 | Foam - Overflow Tank | 29 | 36 | 1 |
| 87-7050 | Cap - Reservoir | 29 | 43 | 1 | 87-9830 | Mount - Engine | 32 | 7 | 1 |
| 87-7090 | Assembly - Frame, R.O.P.S. | 17 | 1 | 1 | 87-9840 | Shaft - Clutch | 22 | 1 | 1 |
| 87-7110 | Assembly - Axle, Rear | 27 | 5 | 1 | 87-9880 | Decal - Dash | 3 | 56 | 1 |
| 87-7150 | Assembly - Cradle, Spring | 18 | 13 | 2 | 87-9990 | Decal - Load Rating | 1 | 16 | 1 |
| 87-7160 | Assembly - Clevis, Cable | 15 | 7 | 1 | 92-0650 | Bearing - Ball | 40 | 22 | 1 |
| 87-7170 | Bracket - Clutch Spring | 36 | 45 | 1 | 92-0651 | Case - Transaxle | 38 | 19 | 1 |
| 87-7270 | Washer - Flat | 27 | 23 | 6 | 92-0652 | Cover - Upper | 38 | 7 | 1 |
| 87-7470 | Plate - Clamp | 26 | 16 | 2 | 92-0653 | Cover - Side | 38 | 9 | 1 |
| 87-7480 | Washer - Flat | 26 | 34 | 8 | 92-0654 | Carrier - Differential | 38 | 17 | 1 |
| 87-7480 | Washer - Lock | 5 | 37 | 3 | 92-0655 | Cover - Seal | 38 | 30 | 1 |
| 87-7520 | Rim | 23 | 33 | 2 | 92-0656 | Cover - P.T.O. | 38 | 1 | 1 |
| 87-7550 | Clamp - Tube | 8 | 40 | 2 | 92-0662 | Cap - Oil | 38 | 5 | 1 |
| 87-7600 | Rod - Battery Support | 43 | 21 | 1 | 92-0663 | Shaft - Main | 40 | 16 | 1 |
| 87-7610 | Tab - Battery Support | 43 | 3 | 1 | 92-0664 | Hub - Synchro | 40 | 12 | 2 |
| 87-7620 | Shield - Plastic | 43 | 14 | 1 | 92-0665 | Key - Synchro | 40 | 23 | 6 |
| 87-7660 | Clamp - Brake Line | 10 | 2 | 8 | 92-0666 | Spring - Synchro | 40 | 13 | 4 |
| 87-7930 | Decal - Danger | 14 | 6 | 1 | 92-0667 | Ring - Synchro | 40 | 6 | 3 |
| 87-7930 | Decal - Warning | 49 | 13 | 1 | 92-0668 | Shifter - Synchro | 40 | 7 | 2 |
| 87-7930 | Decal - Warning | 48 | 32 | 2 | 92-0672 | Gear - 18T | 40 | 19 | 1 |
| 87-7940 | Stud | 14 | 8 | 1 | 92-0673 | Gear - 14T | 40 | 21 | 1 |
| 87-7950 | Bed Support Assembly | 14 | 7 | 1 | 92-0674 | Shaft - Reduction | 40 | 28 | 1 |
| 87-7960 | Lever - Shift Arm | 36 | 48 | 2 | 92-0677 | Gear - 49T | 40 | 31 | 1 |
| 87-7970 | Arm - Shift | 36 | 15 | 1 | 92-0679 | Gear - 23T | 40 | 25 | 1 |
| 87-8080 | Console Plate Assembly | 13 | 21 | 1 | 92-0680 | Collar | 40 | 26 | 1 |
| 87-8120 | Bracket - Trim Side | 1 | 11 | 2 | 92-0681 | Bearing - Needle | 40 | 30 | 2 |
| 87-8130 | Bracket - Trim Top | 1 | 19 | 1 | 92-0682 | Washer - Thrust | 40 | 29 | 1 |
| 87-8160 | Trim | 1 | 20 | 1 | 92-0684 | Gear - 33T | 40 | 10 | 1 |
| 87-8250 | Plate - Shift Arm | 36 | 10 | 1 | 92-0687 | Gear - 16T | 40 | 18 | 1 |
| 87-8440 | Assembly - Rear Frame | 26 | 2 | 1 | 92-0698 | Shaft - Fork R-1 | 41 | 14 | 1 |
| 87-8460 | Bumper | 12 | 34 | 1 | 92-0699 | Shaft - Fork 2-3 | 41 | 7 | 1 |
| 87-8480 | Bracket - Clutch | 12 | 43 | 1 | 92-0700 | Fork - Shift R-1 | 41 | 3 | 1 |
| 87-8500 | Front Wire Harness Assy. | 2 | 47 | 1 | 92-0701 | Fork - Shift 2-3 | 41 | 6 | 1 |
| 87-8540 | Control Panel Assembly | 2 | 53 | 1 | 92-0705 | Lock - Spindle | 41 | 20 | 1 |
| 87-8620 | Boot - Shift | 13 | 13 | 1 | 92-0706 | Cap - Fork Shaft | 38 | 25 | 1 |
| 87-8640 | Washer - Flat | 15 | 26 | 1 | 92-0708 | Shaft - Fork Hi-Lo | 41 | 16 | 1 |
| 87-8640 | Washer - Flat | 33 | 48 | 1 | 92-0709 | Fork - Shift Hi-Lo | 41 | 17 | 1 |
| 87-8700 | Screw - Cap Hex. Hd. | 27 | 37 | 4 | 92-0710 | Counter Shaft Assembly | 39 | 15 | 1 |
| 87-8710 | Tab - Clutch | 12 | 42 | 1 | 92-0710 | Ring Gear Assembly | 42 | 8 | 1 |

*Not Illustrated

TORO PART NUMBER INDEX (Cont.)

| Part No. | Description | Pg. No. | Ref. No. | Qty. | Part No. | Description | Pg. No. | Ref. No. | Qty. |
|----------|----------------------------|---------|----------|------|----------|---------------------------|---------|----------|------|
| 92-0711 | Washer - Thrust | 39 | 6 | 2 | 92-0803 | Screw - Hex. Flange Hd. | 42 | 30 | 12 |
| 92-0712 | Bearing - Ball | 39 | 1 | 1 | 92-0804 | Stud | 38 | 28 | 1 |
| 92-0713 | Collar | 39 | 13 | 1 | 92-0807 | Cap - Sealing | 38 | 23 | 1 |
| 92-0714 | Bearing - Ball | 39 | 14 | 2 | 92-0808 | Shim Set | 38 | 20 | 1 |
| 92-0715 | Gear - 49T | 39 | 7 | 1 | 92-0809 | Shim Set | 38 | 11 | 1 |
| 92-0716 | Collar | 39 | 3 | 1 | 92-0816 | Arm - Shift Fork R-1 | 41 | 15 | 1 |
| 92-0717 | Gear - 71T | 39 | 10 | 1 | 92-0817 | Arm - Shift Fork 2-3 | 41 | 5 | 1 |
| 92-0718 | Shifter - Hi-Lo | 39 | 8 | 1 | 92-0818 | Arm - Shift Fork Hi-Lo | 41 | 19 | 1 |
| 92-0719 | Collar - Spline | 39 | 9 | 1 | 92-0819 | Gear - 40T | 40 | 32 | 1 |
| 92-0720 | Case - Differential | 42 | 31 | 1 | 92-0820 | Gear - 27T | 40 | 5 | 1 |
| 92-0721 | Fork - Differential Lock | 42 | 17 | 1 | 92-0821 | Gear - 24T | 40 | 15 | 1 |
| 92-0722 | Shaft - Lock Fork | 42 | 18 | 1 | 92-0822 | Gear - 28T | 40 | 24 | 1 |
| 92-0723 | Spring - Compression | 42 | 19 | 1 | 92-0823 | Gear - 43T | 40 | 27 | 1 |
| 92-0724 | Arm - Differential Lock | 42 | 27 | 1 | 92-0824 | Shaft - Reverse Idler | 40 | 9 | 1 |
| 92-0725 | Shaft - Axle L.H. | 42 | 28 | 1 | 92-1773 | Screw - Cap Hex. Hd. | 20 | 11 | 4 |
| 92-0726 | Shaft - Axle R.H. | 42 | 1 | 1 | 92-1901 | Clip | 61 | 7 | 1 |
| 92-0727 | Washer | 42 | 4 | 2 | 92-1902 | Plug - Taper | 52 | 8 | 1 |
| 92-0728 | Washer | 42 | 2 | 1 | 92-1903 | Washer | 53 | 17 | 8 |
| 92-0729 | Seal - Oil | 41 | 10 | 3 | 92-1905 | Stud | 53 | 20 | 6 |
| 92-0730 | Slider - Differential Lock | 42 | 7 | 1 | 92-1906 | Assembly - Valve | 61 | 16 | 1 |
| 92-0731 | Spring - Compression | 41 | 2 | 3 | 92-1907 | Cover - Access | 54 | 19 | 1 |
| 92-0732 | Plate - Keeper | 41 | 8 | 3 | 92-1908 | O-Ring | 60 | 17 | 1 |
| 92-0733 | Washer | 42 | 20 | 1 | 92-1909 | Nut | 57 | 16 | 6 |
| 92-0740 | Washer - Thrust | 40 | 3 | 3 | 92-1910 | Plug - Taper | 52 | 10 | 1 |
| 92-0741 | Washer - Thrust | 39 | 11 | 1 | 92-1911 | Guide - Exhaust Valve | 53 | 18 | 1 |
| 92-0743 | Breather - Air | 38 | 27 | 1 | 92-1912 | Pipe - Manifold | 61 | 23 | 1 |
| 92-0744 | Washer | 42 | 14 | 1 | 92-1914 | Bearing - Ball | 55 | 10 | 1 |
| 92-0745 | Gear - Side L.H. | 42 | 24 | 1 | 92-1915 | Clamp - Cable | 53 | 8 | 1 |
| 92-0746 | Gear - Side R.H. | 42 | 11 | 1 | 92-1916 | Plug - Taper | 53 | 19 | 1 |
| 92-0747 | Washer - Thrust | 42 | 10 | 2 | 92-1917 | Nipple | 61 | 25 | 1 |
| 92-0748 | Gear - Pinion | 42 | 12 | 2 | 92-1918 | Bolt - Flange Head | 59 | 7 | 1 |
| 92-0749 | Shaft - Pinion | 42 | 23 | 1 | 92-1920 | Plug - Oil | 54 | 14 | 1 |
| 92-0750 | Washer | 42 | 13 | 2 | 92-1921 | Gasket - Oil | 54 | 13 | 1 |
| 92-0753 | Ring - Retaining | 40 | 2 | 1 | 92-1922 | Washer | 57 | 9 | 1 |
| 92-0753 | Ring - Retaining | 42 | 21 | 1 | 92-1923 | Nut | 55 | 5 | 6 |
| 92-0754 | Ring - Retaining | 40 | 20 | 1 | 92-1924 | Hose - Water By-Pass | 60 | 13 | 1 |
| 92-0755 | Ring - Retaining | 39 | 12 | 1 | 92-1925 | O-Ring | 52 | 31 | 1 |
| 92-0756 | Ring - Retaining | 42 | 5 | 3 | 92-1926 | Guide - Intake Valve | 53 | 15 | 3 |
| 92-0759 | Ring - Retaining | 38 | 22 | 1 | 92-1927 | Plunger - Relief | 59 | 12 | 1 |
| 92-0760 | Ring - Retaining | 38 | 15 | 1 | 92-1928 | Spring - Relief | 59 | 13 | 1 |
| 92-0761 | Ring - Retaining | 41 | 18 | 1 | 92-1929 | Seal - Oil | 53 | 7 | 2 |
| 92-0762 | Washer - Lock | 38 | 3 | 1 | 92-1930 | Washer - Wave | 57 | 19 | 2 |
| 92-0763 | Ring - Retaining | 40 | 14 | 3 | 92-1931 | Retainer | 57 | 27 | 6 |
| 92-0764 | Ring - Retaining | 39 | 5 | 3 | 92-1932 | Bolt | 66 | 29 | 1 |
| 92-0765 | Pin - Alignment | 38 | 8 | 4 | 92-1933 | Gauge - Water Temperature | 60 | 11 | 1 |
| 92-0765 | Pin - Alignment | 42 | 9 | 2 | 92-1934 | Bolt - Flywheel | 55 | 11 | 5 |
| 92-0768 | Pin - Spring | 42 | 15 | 2 | 92-1935 | Plug - Taper | 52 | 5 | 1 |
| 92-0769 | Pin - Spring | 41 | 4 | 2 | 92-1936 | Seal - Valve | 57 | 28 | 6 |
| 92-0770 | Pin - Spring | 42 | 26 | 1 | 92-1937 | Plate - Rear | 54 | 6 | 1 |
| 92-0771 | Pin - Spring | 42 | 16 | 1 | 92-1938 | Cover - Bell Housing | 54 | 7 | 1 |
| 92-0772 | Key | 40 | 17 | 2 | 92-1938 | Cover - Bell Housing | 12 | 29 | 1 |
| 92-0773 | Drain Plug Assembly | 38 | 13 | 1 | 92-1939 | Gasket | 54 | 16 | 1 |
| 92-0775 | Bearing - Ball | 42 | 6 | 2 | 92-1940 | Gasket | 54 | 17 | 1 |
| 92-0775 | Bearing - Ball | 38 | 33 | 2 | 92-1941 | Gasket - Oil | 59 | 16 | 1 |
| 92-0776 | Bearing - Ball | 42 | 29 | 1 | 92-1942 | Gear - Ring | 55 | 8 | 1 |
| 92-0778 | Bearing - Ball | 40 | 11 | 2 | 92-1943 | Packing | 53 | 2 | 1 |
| 92-0780 | Bearing - Ball | 42 | 3 | 1 | 92-1944 | Gasket - Cover, Rocker | 53 | 10 | 1 |
| 92-0781 | Bearing - Needle | 40 | 4 | 4 | 92-1945 | Cover - Rear | 52 | 29 | 1 |
| 92-0782 | Bearing - Needle | 40 | 33 | 1 | 92-1946 | Gasket - Front | 59 | 10 | 1 |
| 92-0783 | Sleeve - Inner | 39 | 4 | 1 | 92-1947 | Arm - Rocker | 57 | 18 | 6 |
| 92-0785 | Ball | 41 | 1 | 3 | 92-1948 | Gear - Oil Pump | 59 | 5 | 1 |
| 92-0787 | O-Ring | 38 | 12 | 1 | 92-1949 | Gear - Oil Pump | 59 | 6 | 1 |
| 92-0787 | O-Ring | 42 | 22 | 1 | 92-1950 | Gasket | 60 | 7 | 1 |
| 92-0788 | O-Ring | 38 | 6 | 1 | 92-1951 | Nipple | 61 | 26 | 1 |
| 92-0789 | O-Ring | 38 | 14 | 1 | 92-1952 | Seal - Oil | 52 | 27 | 1 |
| 92-0790 | O-Ring | 38 | 29 | 1 | 92-1953 | Screw - Adjusting | 57 | 17 | 6 |
| 92-0791 | Seal - Oil | 38 | 26 | 1 | 92-1954 | Valve - Inlet | 57 | 29 | 3 |
| 92-0793 | Seal - Oil | 38 | 16 | 2 | 92-1955 | Valve - Exhaust | 57 | 31 | 3 |
| 92-0793 | Seal - Oil | 42 | 32 | 2 | 92-1956 | Bearing - Set, Main | 52 | 17 | 1 |
| 92-0796 | Screw - Cap Hex. Hd. | 38 | 31 | 5 | 92-1957 | Rod Bearing Set | 55 | 6 | 1 |

*Not Illustrated

TORO PART NUMBER INDEX (Cont.)

| Part No. | Description | Pg. Ref. No. No. Qty. | Part No. | Description | Pg. Ref. No. No. Qty. |
|----------|--------------------------|--------------------------|----------|---------------------------|--------------------------|
| 92-1958 | Pin - Dowel | 52 15 1 | 92-2040 | Pulley | 60 3 1 |
| 92-1959 | Seat - Intake Valve | 53 21 3 | 92-2041 | V-Belt | 60 1 1 |
| 92-1960 | Seal - Oil | 59 11 1 | 92-2042 | Sprocket - Oil | 57 33 1 |
| 92-1961 | Seal - Valve | 57 13 6 | 92-2043 | Assembly - Distributor | 64 * 1 |
| 92-1962 | Gasket | 54 3 1 | 92-2044 | Gasket - Exhaust | 33 54 1 |
| 92-1962 | Gasket | 54 20 1 | 92-2044 | Gasket - Exhaust Ring | 61 18 1 |
| 92-1963 | Mount - Engine | 61 8 1 | 92-2045 | Housing - Seal, Oil | 52 26 1 |
| 92-1964 | Plate - Cam | 57 14 1 | 92-2046 | Assembly - Oil Pump | 59 4 1 |
| 92-1965 | Assembly - Cover | 54 2 1 | 92-2049 | Assembly - Camshaft | 57 24 1 |
| 92-1966 | Gasket | 54 21 1 | 92-2050 | PCV Valve | 53 3 1 |
| 92-1967 | Assembly - Cover | 54 15 1 | 92-2053 | Assembly - Oil Pan | 54 11 1 |
| 92-1968 | Tensioner - Belt | 57 30 1 | 92-2054 | Manifold - Intake | 61 9 1 |
| 92-1971 | Bolt | 53 16 8 | 92-2055 | Assembly - Starter | 65 * 1 |
| 92-1972 | Washer | 57 20 2 | 92-2056 | Flange - PTO | 57 32 1 |
| 92-1973 | Shaft - Rocker Arm | 57 23 1 | 92-2057 | Bolt - Crankshaft PTO | 55 14 1 |
| 92-1974 | Assembly - Case | 59 8 1 | 92-2058 | Carburetor | 62 11 1 |
| 92-1975 | Cap - Oil | 53 1 1 | 92-2059 | Belt - Timing | 57 11 1 |
| 92-1976 | Seat - Exhaust Valve | 53 22 3 | 92-2060 | Assembly - Water Pump | 60 5 1 |
| 92-1977 | Spring - Valve | 57 12 6 | 92-2061 | Assembly - PTO Sprocket | 57 3 1 |
| 92-1978 | Switch - Oil Pressure | 58 4 1 | 92-2062 | Assembly - PTO Adapter | 57 2 1 |
| 92-1980 | Flywheel | 55 9 1 | 92-2063 | Washer | 53 6 2 |
| 92-1981 | Bearing - Front | 52 13 1 | 92-2065 | Bearing | 66 5 1 |
| 92-1982 | Bearing - Ring | 52 7 1 | 92-2066 | Nut | 66 23 2 |
| 92-1983 | Retainer | 59 14 1 | 92-2067 | Spring - Brush | 66 16 2 |
| 92-1984 | Washer | 66 27 1 | 92-2068 | Brush | 66 17 2 |
| 92-1987 | Gasket | 52 25 1 | 92-2069 | Cover - Bearing | 66 11 1 |
| 92-1988 | Gasket - Oil | 54 9 1 | 92-2070 | Bearing | 66 10 1 |
| 92-1989 | Gasket | 60 6 1 | 92-2071 | Screw | 66 18 2 |
| 92-1991 | Gasket | 52 30 1 | 92-2073 | Assembly - Holder | 66 15 1 |
| 92-1993 | Gasket - Intake | 61 10 1 | 92-2075 | Assembly - Rotor | 66 9 1 |
| 92-1994 | Cap - Sealing | 52 4 1 | 92-2076 | Plate | 66 7 1 |
| 92-1995 | Assembly - Crankshaft | 55 7 1 | 92-2077 | Screw | 66 8 4 |
| 92-1996 | Assembly - Cover, Front | 54 18 1 | 92-2078 | Bolt | 66 4 2 |
| 92-1997 | Gasket - Cylinder | 53 23 1 | 92-2079 | Collar | 66 2 1 |
| 92-1998 | Shaft - Balancer | 58 1 1 | 92-2080 | Frame - End | 66 24 1 |
| 92-1999 | Rod - Connecting | 55 4 3 | 92-2081 | Cover - End | 66 13 1 |
| 92-2000 | Sprocket | 57 10 1 | 92-2082 | Rectifier | 66 22 1 |
| 92-2001 | Spring | 57 7 1 | 92-2083 | Bushing | 66 21 1 |
| 92-2002 | Cap Inlet | 61 27 1 | 92-2084 | Regulator | 66 20 1 |
| 92-2003 | Bolt - Connecting Rod | 55 3 6 | 92-2085 | Screw W/washer | 66 6 6 |
| 92-2005 | Piston & Pin (Std.) | 55 2 3 | 92-2085 | Screw W/washer | 66 14 6 |
| 92-2006 | Assembly - Crankcase | 52 1 1 | 92-2086 | Screw W/washer | 66 19 1 |
| 92-2007 | Pump - Fuel | 45 12 2 | 92-2087 | Bolt W/washer | 66 12 3 |
| 92-2008 | Cover | 60 18 1 | 92-2088 | Yoke | 65 15 1 |
| 92-2009 | Hose - By-Pass | 60 14 1 | 92-2089 | Brush | 65 16 4 |
| 92-2010 | Pin - Dowel | 57 25 1 | 92-2090 | Spring | 65 17 4 |
| 92-2011 | Brace | 66 28 1 | 92-2091 | Assembly - Holder | 65 14 1 |
| 92-2012 | Bracket - Oil Filter | 52 23 1 | 92-2092 | Insulator | 65 13 1 |
| 92-2013 | Piston & Pin | 55 * 3 | 92-2093 | Armature | 65 6 1 |
| 92-2014 | Piston Ring Set (Std.) | 55 1 1 | 92-2094 | Clutch | 65 7 1 |
| 92-2015 | Piston Ring Set | 55 * 1 | 92-2095 | Kit - Switch | 65 4 1 |
| 92-2016 | Valve - EGR | 61 14 1 | 92-2096 | Ring - Snap | 65 9 1 |
| 92-2017 | Bolt - Rocker Shaft | 57 21 2 | 92-2097 | Nut | 65 8 2 |
| 92-2018 | Bolt - Rocker Shaft | 57 22 2 | 92-2098 | Washer | 65 10 1 |
| 92-2019 | Strainer - Oil | 54 10 1 | 92-2099 | Bolt | 65 11 2 |
| 92-2021 | Seal - Oil | 53 12 1 | 92-2100 | Bolt | 66 25 2 |
| 92-2022 | Mount - Engine | 58 2 1 | 92-2102 | Lever - Clutch | 65 3 1 |
| 92-2023 | Manifold - Exhaust | 61 19 1 | 92-2103 | Assembly - Bracket, Front | 66 3 1 |
| 92-2024 | Pipe - Water | 60 15 1 | 92-2106 | Nut | 65 2 2 |
| 92-2025 | Assembly - Alternator | 66 * 1 | 92-2107 | Nut | 65 5 1 |
| 92-2026 | Hose - PCV Valve | 53 4 1 | 92-2108 | Igniter Set | 64 12 1 |
| 92-2027 | Coil - Ignition | 33 14 1 | 92-2109 | O-Ring | 64 8 1 |
| 92-2028 | Wire - High Tension | 64 21 1 | 92-2110 | Cover - Acc. Pump | 63 19 1 |
| 92-2032 | Seal - Oil | 59 3 1 | 92-2111 | Kit - Mixing Screw | 62 2 1 |
| 92-2034 | Head - Cylinder | 53 11 1 | 92-2113 | Rotor | 64 2 1 |
| 92-2035 | Cover - Front | 54 5 1 | 92-2114 | Assembly - Cap | 64 1 1 |
| 92-2036 | Cover - Exhaust Manifold | 61 17 1 | 92-2115 | Screw Set | 64 14 1 |
| 92-2037 | Kit - Gasket | 62 14 1 | 92-2116 | Assembly - Signal Rotor | 64 6 1 |
| 92-2038 | Kit - Gasket | 62 12 1 | 92-2117 | Chamber - Vacuum | 64 7 1 |
| 92-2039 | Kit - Thermostat | 60 8 1 | 92-2118 | Plate | 64 10 1 |

*Not Illustrated

TORO PART NUMBER INDEX (Cont.)

| Part No. | Description | Pg. No. | Ref. No. | Qty. | Part No. | Description | Pg. No. | Ref. No. | Qty. |
|----------|-----------------------------|---------|----------|------|----------|------------------------------|---------|----------|------|
| 92-2119 | Wire - Lead | 64 | 11 | 1 | 92-2199 | Key - Ball | 30 | 28 | 1 |
| 92-2120 | Gasket | 64 | 3 | 1 | 92-2379 | Clamp - Hose | 29 | 4 | 2 |
| 92-2121 | Wire Assembly - Lead | 64 | 13 | 1 | 92-2379 | Clamp - Hose | 45 | 6 | 2 |
| 92-2122 | Housing | 64 | 9 | 1 | 92-2379 | Clamp - Hose | 44 | 13 | 1 |
| 92-2125 | Assy. - Spark Plug Wire Set | 64 | * | 1 | 92-2609 | Decal - Remote Hydraulics | 13 | 18 | 1 |
| 92-2126 | Kit - Gasket, Upper | 67 | 3 | 1 | 92-2697 | Hose - Hydraulic | 48 | 1 | 1 |
| 92-2127 | Kit - Overhaul Gasket | 67 | 2 | 1 | 92-4100 | Backplate Assembly RH | 24 | * | 1 |
| 92-2128 | Bolt - Cover | 53 | 5 | 2 | 92-4101 | Primary Piston Assembly | 9 | 11 | 1 |
| 92-2129 | Screw - Cap Hex. Hd. | 12 | 30 | 2 | 92-4102 | Secondary Piston Assembly | 9 | 4 | 1 |
| 92-2130 | Bolt - Flange Head | 57 | 15 | 2 | 92-4103 | Pin - Stop | 9 | 3 | 1 |
| 92-2131 | Bolt - Flange Head | 54 | 4 | 2 | 92-4108 | Washer - Retainer | 9 | 10 | 1 |
| 92-2131 | Bolt - Flange Head | 52 | 28 | 7 | 92-4109 | Circlip | 9 | 9 | 1 |
| 92-2132 | Bolt | 60 | 16 | 1 | 92-4110 | Clevis | 9 | 5 | 1 |
| 92-2133 | Bolt - Flange Head | 66 | 26 | 1 | 92-4111 | Petcock - Radiator | 29 | 42 | 1 |
| 92-2134 | Bolt - Flange Head | 66 | 30 | 1 | 92-4112 | Cap Assembly | 9 | 12 | 1 |
| 92-2135 | Bolt - Flange Head | 57 | 8 | 1 | 92-4113 | Screw - Bleed | 24 | 4 | 1 |
| 92-2137 | Bolt/washer | 54 | 12 | 2 | 92-4114 | Cap - Bleed Screw | 24 | 5 | 1 |
| 92-2138 | Bolt | 61 | 1 | 3 | 92-4114 | Cap - Bleed Screw | 28 | 5 | 1 |
| 92-2138 | Bolt | 60 | 19 | 2 | 92-4117 | Assy. - Wheel Cylinder LH | 24 | * | 1 |
| 92-2139 | Bolt | 61 | 4 | 1 | 92-4118 | Assy. - Wheel Cylinder RH | 24 | * | 1 |
| 92-2140 | Bolt | 61 | 28 | 1 | 92-4119 | Kit - Seal | 24 | * | 1 |
| 92-2141 | Bolt | 61 | 3 | 2 | 92-4123 | Assembly - Pawl LH | 24 | 19 | 1 |
| 92-2142 | Bolt/washer | 60 | 4 | 3 | 92-4123 | Assembly - Pawl LH | 28 | 19 | 1 |
| 92-2143 | Bolt | 52 | 22 | 3 | 92-4124 | Assembly - Pawl RH | 24 | * | 1 |
| 92-2144 | Bolt | 52 | 20 | 2 | 92-4124 | Assembly - Pawl RH | 28 | * | 1 |
| 92-2145 | Nut - Flange | 57 | 5 | 1 | 92-4131 | Washer - Hold Down | 24 | 22 | 2 |
| 92-2146 | Washer | 64 | 15 | 1 | 92-4131 | Washer - Hold Down | 28 | 22 | 2 |
| 92-2147 | Washer | 57 | 6 | 1 | 92-4133 | Pin - Hold Down | 24 | 26 | 2 |
| 92-2148 | Pin - Dowel | 52 | 6 | 2 | 92-4133 | Pin - Hold Down | 28 | 26 | 2 |
| 92-2148 | Pin - Dowel | 55 | 13 | 1 | 92-4134 | Plug - Inspection | 24 | 25 | 1 |
| 92-2149 | Pin | 57 | 1 | 2 | 92-4134 | Plug - Inspection | 28 | 25 | 1 |
| 92-2150 | Ring - Snap | 59 | 15 | 1 | 92-4135 | Set Bolt | 24 | 1 | 2 |
| 92-2151 | Cap - Plug | 61 | 29 | 1 | 92-4135 | Set Bolt | 28 | 1 | 2 |
| 92-2151 | Cap - Sealing | 52 | 2 | 3 | 92-4136 | Backplate Assembly LH | 24 | 2 | 1 |
| 92-2151 | Cap - Sealing | 53 | 13 | 1 | 92-4137 | Screw - Bleed | 28 | 4 | 1 |
| 92-2152 | Bushing | 52 | 3 | 4 | 92-4138 | Backplate Assembly LH | 28 | 2 | 1 |
| 92-2153 | Plug - Spark | 64 | 18 | 3 | 92-4139 | Backplate Assembly RH | 28 | * | 1 |
| 92-2154 | Kit - Diaphragm | 63 | 20 | 1 | 92-4140 | Assy. - Wheel Cylinder LH | 28 | * | 1 |
| 92-2155 | Gasket - Water Inlet | 60 | 21 | 1 | 92-4141 | Assy. - Wheel Cylinder RH | 28 | * | 1 |
| 92-2156 | Nut - Alternator | 66 | 31 | 1 | 92-4142 | Seal Kit | 28 | * | 1 |
| 92-2157 | Outlet - Water | 61 | 2 | 1 | 92-4143 | Shoe & Lining Set | 24 | 13 | 1 |
| 92-2160 | Cartridge - Relief Valve | 47 | 12 | 1 | 92-4143 | Shoe & Lining Set | 28 | 13 | 1 |
| 92-2161 | Body - Relief Valve | 47 | 28 | 1 | 92-4144 | Assembly - Adjuster LH | 24 | * | 1 |
| 92-2162 | Head | 49 | 6 | 1 | 92-4144 | Assembly - Adjuster LH | 28 | * | 1 |
| 92-2165 | Kit - Repair | 49 | * | 1 | 92-4145 | Assembly - Adjuster RH | 24 | * | 1 |
| 92-2173 | Screw - Cap Socket Head | 30 | 18 | 8 | 92-4145 | Assembly - Adjuster RH | 28 | * | 1 |
| 92-2174 | Screw - Adjusting | 30 | 22 | 1 | 92-4146 | Plug | 24 | 3 | 1 |
| 92-2175 | Gear | 30 | 11 | 2 | 92-4146 | Plug | 28 | 3 | 1 |
| 92-2176 | Pin - Dowel | 30 | 16 | 2 | 92-4147 | Spring - Shoe, Upper LH | 24 | 14 | 1 |
| 92-2177 | Pin - Shear | 30 | 7 | 1 | 92-4147 | Spring - Shoe, Upper LH | 28 | 14 | 1 |
| 92-2178 | Ring - Crescent | 30 | 4 | 4 | 92-4148 | Spring - Shoe, Upper RH | 24 | * | 1 |
| 92-2179 | Key - Square | 30 | 5 | 1 | 92-4148 | Spring - Shoe, Upper RH | 28 | * | 1 |
| 92-2180 | Gasket - Copper | 30 | 23 | 1 | 92-4149 | Spring - Shoe, Lower | 24 | 15 | 1 |
| 92-2181 | Plate - Pressure | 30 | 13 | 1 | 92-4149 | Spring - Shoe, Lower | 28 | 15 | 1 |
| 92-2182 | Plate - Seal | 30 | 9 | 1 | 92-4150 | Spring - Adjuster, LH | 24 | 20 | 1 |
| 92-2183 | Plate - Wear | 30 | 10 | 1 | 92-4150 | Spring - Adjuster, LH | 28 | 20 | 1 |
| 92-2184 | Cap - Relief Valve | 30 | 24 | 1 | 92-4151 | Spring - Adjuster, RH | 24 | * | 1 |
| 92-2185 | Plug | 30 | 19 | 1 | 92-4151 | Spring - Adjuster, RH | 28 | * | 1 |
| 92-2186 | Spacer | 30 | 3 | 1 | 92-4152 | Spring - Hold Down | 24 | 23 | 2 |
| 92-2187 | Housing - Gear, End | 30 | 17 | 1 | 92-4152 | Spring - Hold Down | 28 | 23 | 2 |
| 92-2189 | Shaft - Drive | 30 | 6 | 1 | 92-4153 | Assembly - Steering Column | 5 | 11 | 1 |
| 92-2190 | Shaft - Idler | 30 | 25 | 1 | 92-4154 | Universal Joint Assembly | 5 | 31 | 1 |
| 92-2191 | Bearing | 30 | 27 | 1 | 92-4155 | Slip Joint Assembly - Upper | 5 | 28 | 1 |
| 92-2192 | Bearing | 30 | 12 | 4 | 92-4158 | Valve Assy. - Hyd. Gear | 7 | * | 1 |
| 92-2193 | Ball | 30 | 20 | 1 | 92-4159 | Nut - Adjuster Plug Lock | 6 | 25 | 1 |
| 92-2194 | Spring | 30 | 21 | 1 | 92-4160 | Bearing Service Kit - Upper | 7 | * | 1 |
| 92-2195 | Seal - Oil | 30 | 2 | 1 | 92-4161 | Assembly - Cover Service | 6 | * | 1 |
| 92-2196 | Seal - Pressure Plate | 30 | 15 | 1 | 92-4162 | Pitman Shaft - Gear Service | 7 | * | 1 |
| 92-2197 | Seal - Back Up | 30 | 14 | 1 | 92-4163 | Assy. - Steering Housing | 7 | * | 1 |
| 92-2198 | Seal | 30 | 26 | 1 | 92-4164 | Plug Assy. - Service Adjust. | 7 | * | 1 |

*Not Illustrated

TORO PART NUMBER INDEX (Cont.)

| Part No. | Description | Pg. Ref. No. No. Qty. | Part No. | Description | Pg. Ref. No. No. Qty. |
|----------|-----------------------------|--------------------------|----------|-------------------------------|--------------------------|
| 92-4165 | Plug - Housing End | 6 2 1 | 92-5154 | Nut - Carburetor, INR | 63 4 1 |
| 92-4166 | Rack/Piston/Nut Assembly | 7 * 1 | 92-5155 | Clamp - Carburetor | 62 9 1 |
| 92-4167 | Assembly - Plug Service | 7 * 1 | 92-5156 | Clamp - Carburetor INR | 62 6 1 |
| 92-4168 | Return - Guide Ball | 6 7 2 | 92-5157 | Bolt | 62 10 2 |
| 92-4169 | Bearing - Needle | 6 21 1 | 92-5160 | Valve - Thermostat | 60 9 1 |
| 92-4170 | Bearing - Pitman Shaft | 6 47 1 | 92-5161 | Gasket | 60 10 1 |
| 92-4177 | Yoke - Double Clamp | 27 34 2 | 92-5162 | Plug - Inlet | 61 24 2 |
| 92-4179 | Yoke, Shaft & Seal Tube | 27 33 2 | 92-5163 | Gasket - EGR Valve | 61 15 1 |
| 92-4180 | Seal | 27 32 2 | 92-5164 | Assembly - Hose | 61 11 1 |
| 92-4182 | Yoke & Hub | 27 31 2 | 92-5165 | Clip | 61 12 1 |
| 92-4187 | Cross & Bearing Kit | 27 30 4 | 92-5166 | Bolt | 61 13 2 |
| 92-4188 | Ring - Snap | 27 28 12 | 92-5167 | Bracket - Front | 65 1 1 |
| 92-4189 | Strap & Bolt Kit | 27 36 2 | 92-5168 | Bracket - Rear | 65 12 1 |
| 92-4190 | Yoke - End | 27 29 2 | 92-5169 | Pulley | 66 1 1 |
| 92-4193 | Yoke - Flange | 21 1 1 | 92-5170 | Cover | 64 4 1 |
| 92-4194 | Yoke - Tube | 21 3 1 | 92-5171 | Gasket - Cover | 64 5 1 |
| 92-4195 | Slip Yoke Assembly | 21 4 1 | 92-5172 | Clamp | 64 23 1 |
| 92-4196 | Seal | 21 6 1 | 92-5180 | Plate - Center | 38 21 1 |
| 92-4198 | Fan Shroud Assembly | 29 13 1 | 92-5183 | Shaft - Front Drive | 40 34 1 |
| 92-4199 | Skirt Assembly | 13 2 1 | 92-5184 | Gear - 41T | 40 35 1 |
| 92-5100 | Gasket - Liquid | 67 1 1 | 92-5185 | Bearing - Ball | 40 36 1 |
| 92-5101 | Seat - Exhaust Valve | 53 * 3 | 92-5186 | Gear - 43T | 39 2 1 |
| 92-5102 | Seat - Intake Valve | 53 * 3 | 92-5304 | Decal - Parking Brake | 13 20 1 |
| 92-5103 | Guide - Intake Valve | 53 * 3 | 92-5311 | Decal - Differential Lock | 13 17 1 |
| 92-5104 | Guide - Intake Valve | 53 * 3 | 92-5318 | Decal - Axle Range (Japan) | 13 11 1 |
| 92-5105 | Guide - Exhaust Valve | 53 * 1 | 92-5325 | Decal - Caution (Japan) | 13 10 1 |
| 92-5106 | Guide - Exhaust Valve | 53 * 1 | 92-5332 | Decal - Supervisor (Japan) | 3 55 1 |
| 92-5107 | Stud | 52 14 1 | 92-5346 | Decal - Remote Hydraulics | 13 18 1 |
| 92-5108 | Gasket - Bracket | 52 24 1 | 92-5353 | Decal - Dump Hydraulics | 13 19 1 |
| 92-5109 | Stay - Oil Filter | 52 21 1 | 92-5360 | Decal - PTO (Japan) | 13 16 1 |
| 92-5110 | Gauge - Oil Level | 52 19 1 | 92-5367 | Decal - PTO (Japan) | 27 40 1 |
| 92-5111 | Guide - Oil Level Gauge | 52 32 1 | 92-5374 | Decal - Fuse Block (Japan) | 3 54 1 |
| 92-5112 | Bolt - Flange Head | 52 18 1 | 92-5381 | Decal - ROPS (Japan) | 17 3 2 |
| 92-5112 | Bolt - Flange Head | 60 2 4 | 92-5388 | Decal - Rollover (Japan) | 17 2 1 |
| 92-5113 | Bolt - Flange Head | 54 1 3 | 92-5473 | Decal - ATF (Japan) | 27 4 1 |
| 92-5116 | Piston & Pin | 55 * 3 | 92-5951 | Angle - Hitch | 27 41 1 |
| 92-5117 | Piston & Pin | 55 * 3 | 92-5972 | Grommet | 14 5 4 |
| 92-5118 | Piston Ring Set | 55 * 1 | 92-6408 | Decal - Danger (Japan) | 13 26 1 |
| 92-5120 | Piston Ring Set | 55 * 1 | 92-6415 | Decal - Danger (Japan) | 14 6 1 |
| 92-5121 | Piston Ring Set | 55 * 1 | 92-6415 | Decal - Warning (Japan) | 49 13 1 |
| 92-5122 | Nut - Timing Belt | 57 4 1 | 92-6415 | Decal - Warning (Japan) | 48 32 2 |
| 92-5123 | Bolt - Engine Mount | 58 3 3 | 92-6444 | Decal - Grease (Japan) | 27 44 2 |
| 92-5124 | Body - Choke, Auto | 62 15 1 | 92-6479 | Decal - Caution (Japan) | 26 32 2 |
| 92-5125 | Kit - Check Valve | 63 13 1 | 92-6493 | Decal - Warning | 18 33 2 |
| 92-5126 | Cover - Carburetor Top | 62 5 1 | 92-7240 | Plate - Warning (Japan) | 29 40 1 |
| 92-5127 | Kit - Float & Pin | 63 12 1 | 93-3101 | Cap - Fuel | 44 1 1 |
| 92-5128 | Insulator - Carburetor | 62 13 1 | 93-3618 | Pinion & Ring Gear Assy. | 20 8 1 |
| 92-5129 | Jet - Pilot | 63 8 1 | 93-3766 | Decal - Caution (Japan) | 29 35 1 |
| 92-5130 | Jet - Main | 63 10 1 | 93-7050 | Radiator Assembly | 29 30 1 |
| 92-5131 | Jet - Power | 63 11 1 | 93-7052 | Joint - Ball | 19 8 2 |
| 92-5132 | Kit - Holder, Main Jet | 63 6 1 | 93-7053 | Warning Light Assembly | 2 9 1 |
| 92-5133 | Kit - Lever, Throttle | 63 2 1 | 93-7054 | Front Differential Assembly | 19 20 1 |
| 92-5134 | Orifice - Choke | 62 8 1 | 93-7055 | Turnbuckle | 23 24 1 |
| 92-5135 | Kit - Screw Adjusting, Idle | 63 5 1 | 93-7056 | Rod - Tie RH | 23 22 1 |
| 92-5136 | Kit - Adjusting Screw | 62 1 1 | 93-7057 | Rod - Tie LH | 23 * 1 |
| 92-5137 | Spring | 62 4 1 | 93-7058 | Bracket - Brake Hose LH | 23 * 1 |
| 92-5140 | Kit - Needle Valve | 63 21 1 | 93-7059 | Hose - Brake Front | 10 9 2 |
| 92-5141 | Valve - Fuel Cut-Off | 63 22 1 | 93-7059 | Hose - Brake Front | 23 13 2 |
| 92-5142 | Valve - Carburetor Piston | 62 3 1 | 93-7059 | Hose - Brake Front | 19 14 2 |
| 92-5143 | Gasket - Choke, Auto | 62 17 1 | 93-7070 | Bracket - Brake Hose | 19 11 2 |
| 92-5144 | Float Chamber Cover Assy. | 63 14 1 | 93-7071 | Bracket - Brake Hose RH | 23 12 1 |
| 92-5145 | Screw | 62 7 6 | 93-7074 | Mount - Differential Rear | 19 21 1 |
| 92-5146 | Screw | 63 18 4 | 93-7078 | Constant Velocity Joint Assy. | 23 15 2 |
| 92-5147 | Screw | 63 15 4 | 93-7079 | Tube - Brake LH | 23 * 1 |
| 92-5148 | Screw | 63 1 1 | 93-7080 | Tube - Brake RH | 23 8 1 |
| 92-5149 | Screw | 62 16 1 | 93-7081 | Tube - Brake Front RH | 10 10 1 |
| 92-5150 | O-Ring | 63 9 1 | 93-7082 | Tube - Brake Front LH | 10 16 1 |
| 92-5151 | O-Ring | 63 16 1 | 93-7083 | Tube - Brake Front | 10 1 1 |
| 92-5152 | O-Ring | 63 7 1 | 93-7084 | Tube - Brake Rear | 10 5 1 |
| 92-5153 | O-Ring | 63 17 1 | 93-7085 | Tube - Brake Front | 10 19 1 |

*Not Illustrated

TORO PART NUMBER INDEX (Cont.)

| Part No. | Description | Pg. No. | Ref. No. | Qty. | Part No. | Description | Pg. No. | Ref. No. | Qty. |
|----------|-------------------------------|---------|----------|------|----------|-----------------------------|---------|----------|------|
| 93-7086 | Tube - Brake Rear | 10 | 7 | 1 | 93-8985 | Clip - Circular | 25 | 3 | 1 |
| 93-7087 | Tube - Brake Rear | 10 | 12 | 1 | 93-8987 | Slip Joint Assembly - Lower | 5 | 29 | 1 |
| 93-7088 | Support - Fan | 29 | 16 | 1 | 93-8988 | Boot - Steering Shaft | 5 | 24 | 1 |
| 93-7090 | Stub - Axle | 27 | 14 | 2 | 94-1218 | Decal - Quick Reference | 13 | 23 | 1 |
| 93-7091 | Clutch Cable Assembly | 12 | 36 | 1 | 94-1226 | Decal - Dash (Japan) | 3 | 56 | 1 |
| 93-7092 | Hydraulic Tube Assembly | 47 | 16 | 1 | 94-1228 | Decal - Load Rating (Japan) | 1 | 16 | 1 |
| 93-7093 | Hydraulic Tube Assembly | 47 | 20 | 1 | 94-3800 | Master Cylinder Assembly | 8 | 3 | 1 |
| 93-7094 | Cover - Wire Harness | 2 | 49 | 1 | 94-3801 | Fuel Tank Assembly | 44 | 2 | 1 |
| 93-7095 | Frame - Engine | 32 | 17 | 1 | 94-3803 | Tie Rod End Assembly | 23 | 27 | 2 |
| 93-7098 | Accelerator Cable Assembly | 34 | 1 | 1 | 94-3804 | Tie Rod End Assembly | 23 | 20 | 2 |
| 93-7098 | Cable - Accelerator | 8 | 42 | 1 | 94-3810 | Rod - Link | 8 | 25 | 1 |
| 93-7103 | Screen - Radiator | 29 | 7 | 1 | 94-3814 | Tube - Hydraulic | 8 | 1 | 1 |
| 93-7105 | Cable Assembly | 15 | 15 | 2 | 94-3815 | Tube - Hydraulic | 8 | 2 | 1 |
| 93-7106 | Hi-Lo Cable Assembly | 15 | 6 | 1 | 94-3821 | Plate - Center, Frame | 8 | 34 | 1 |
| 93-7107 | Cable - Parking Brake | 16 | 24 | 2 | 94-3823 | Bell Crank | 8 | 19 | 1 |
| 93-7115 | Bidirectional Clutch Assy. | 22 | * | 1 | 94-3829 | Pin - Clevis | 16 | 23 | 1 |
| 93-7116 | Differential Driveshaft Assy. | 19 | 24 | 1 | 94-3837 | Cable - Clutch | 3 | 67 | 1 |
| 93-7116 | Driveshaft Assembly | 21 | * | 1 | 94-5202 | Lever Support Assembly | 15 | 14 | 1 |
| 93-7117 | Plate - Adaptor | 22 | 14 | 1 | 94-5203 | Hydraulic Cylinder Assy. | 48 | 16 | 2 |
| 93-7118 | Bracket - Differential Front | 19 | 27 | 1 | 94-5206 | Barrel Assembly | 49 | 1 | 1 |
| 93-7121 | Housing - Bell | 12 | 8 | 1 | 94-5207 | Shaft | 49 | 2 | 1 |
| 93-7125 | Brake Assembly RH | 27 | * | 1 | 94-5209 | Cover - Dust | 9 | 7 | 1 |
| 93-7125 | Rear Brake Assembly - RH | 28 | * | 1 | 94-5210 | Rod - Push | 9 | 8 | 1 |
| 93-7126 | Brake Assembly LH | 27 | 9 | 1 | 94-5221 | Flap - Master Cylinder | 8 | 43 | 1 |
| 93-7126 | Rear Brake Assembly - LH | 28 | * | 1 | 94-5224 | Driveshaft Assembly | 27 | * | 2 |
| 93-7128 | Drum - Brake | 23 | 32 | 2 | 94-5228 | Pulley | 29 | 23 | 1 |
| 93-7129 | Harness - Wire Rear | 2 | 34 | 1 | 94-5231 | Assembly - Cover | 53 | 9 | 1 |
| 93-7133 | Arm - Control Upper LH | 19 | * | 1 | 94-5232 | Wire - Spark Plug, #1 | 64 | 20 | 1 |
| 93-7135 | Arm - Control Upper RH | 19 | 3 | 1 | 94-5233 | Wire - Spark Plug, #2 | 64 | 19 | 1 |
| 93-7145 | Screw - Cap Hex. Hd. | 5 | 19 | 3 | 94-5234 | Wire - Spark Plug, #3 | 64 | 22 | 1 |
| 93-7149 | Shield - Heat | 33 | 56 | 1 | 94-5235 | Air Cleaner (Complete) | 46 | * | 1 |
| 93-8900 | Carrier Assembly | 20 | 15 | 1 | 94-5235 | Air Cleaner Assembly | 45 | 17 | 1 |
| 93-8901 | Differential Case Assembly | 20 | * | 1 | 94-5236 | Tire (Optional) | 23 | * | 2 |
| 93-8902 | Spacer - Bearing | 20 | 24 | 1 | 94-5239 | Hose - Air Cleaner | 33 | 1 | 1 |
| 93-8903 | Flange | 20 | 19 | 1 | 94-5245 | Supervisor Switch Assembly | 2 | 29 | 1 |
| 93-8904 | Shim - .003 | 20 | 21 | A/R | 94-5250 | Operators Platform Assy. | 1 | 17 | 1 |
| 93-8905 | Shim - .005 | 20 | * | A/R | 94-5261 | Tire | 23 | 34 | 2 |
| 93-8906 | Shim - .010 | 20 | * | A/R | 94-5272 | Decal - Warning | 3 | 68 | 1 |
| 93-8907 | Shim - .030 | 20 | * | A/R | 218-446 | Nut - Hex. | 2 | 11 | 1 |
| 93-8908 | Housing - Front | 20 | 2 | 1 | 218-447 | Washer - Lock | 2 | 12 | 1 |
| 93-8909 | Screw - Cap Hex. Hd. | 20 | 16 | 8 | 218-473 | Boot - Switch | 3 | 63 | 1 |
| 93-8910 | Vent | 20 | 1 | 1 | 218-574 | Fuse - 7.5 Amp | 2 | 46 | 2 |
| 93-8911 | Gear - Bevel Side | 20 | 5 | 2 | 218-578 | Fuse - 10 Amp | 3 | 61 | 1 |
| 93-8916 | Plug Assembly | 20 | 12 | 2 | 218-600 | Bulb | 2 | 13 | 2 |
| 93-8917 | Bearing - Needle | 20 | 34 | 2 | 219-17 | Bulb - Warning Light | 3 | 59 | 4 |
| 93-8918 | Seal - Oil | 20 | 33 | 2 | 232-27 | Valve - Stem | 27 | 17 | 2 |
| 93-8919 | Bearing - Thrust | 22 | 10 | 1 | 233-37 | Knob | 15 | 1 | 1 |
| 93-8920 | Housing & Race | 22 | 5 | 1 | 233-39 | Knob | 47 | 1 | 1 |
| 93-8921 | Cage | 22 | 12 | 1 | 233-39 | Knob | 5 | 1 | 1 |
| 93-8922 | Spring - Garter | 22 | 6 | 1 | 233-48 | Knob | 16 | 4 | 1 |
| 93-8923 | Spring | 22 | 11 | 1 | 237-21 | Seal - O-Ring | 48 | 2 | 6 |
| 93-8924 | Cam | 22 | 8 | 1 | 237-22 | Seal - O-Ring | 48 | 5 | 3 |
| 93-8925 | Roller | 22 | 7 | 6 | 237-22 | Seal - O-Ring | 47 | 9 | 4 |
| 93-8929 | Washer - Thrust | 22 | 9 | 1 | 237-30 | Seal - O-Ring | 36 | 34 | 2 |
| 93-8938 | Bracket - Cover LH | 29 | 46 | 1 | 237-42 | O-Ring | 50 | 2 | 2 |
| 93-8939 | Bracket - Cover RH | 29 | 47 | 1 | 237-42 | Seal - O-Ring | 48 | 7 | 2 |
| 93-8940 | Cover - Radiator | 29 | 45 | 1 | 237-42 | Seal - O-Ring | 47 | 11 | 2 |
| 93-8941 | Bracket - Front LH | 51 | 15 | 1 | 237-42 | Seal - O-Ring | 36 | 47 | 1 |
| 93-8942 | Bracket - Front RH | 51 | * | 1 | 237-78 | Seal - O-Ring | 48 | 15 | 4 |
| 93-8943 | Plate - Tail Light LH | 51 | 12 | 1 | 237-79 | Seal - O-Ring | 20 | 13 | 2 |
| 93-8944 | Plate - Tail Light RH | 51 | * | 1 | 237-79 | Seal - O-Ring | 48 | 25 | 1 |
| 93-8958 | Pedal - Clutch | 12 | 39 | 1 | 237-79 | Seal - O-Ring | 36 | 39 | 2 |
| 93-8961 | Arm - Accelerator Pedal | 8 | 10 | 1 | 237-80 | Seal - O-Ring | 48 | 24 | 1 |
| 93-8965 | Pedal - Brake | 8 | 27 | 1 | 237-81 | Seal - O-Ring | 36 | 28 | 1 |
| 93-8969 | Pedal - Accelerator | 8 | 15 | 1 | 237-123 | Seal - O-Ring | 36 | 25 | 1 |
| 93-8971 | Seal - Port, Flange | 9 | 2 | 2 | 240-5 | Grommet | 12 | 32 | 1 |
| 93-8981 | Joint & Shaft - Outboard | 25 | 5 | 1 | 2410-35 | Plug - Hole | 2 | 6 | 1 |
| 93-8982 | Boot Kit - Outboard | 25 | 1 | 1 | 2410-42 | Cap - Front Bumper | 1 | 12 | 2 |
| 93-8983 | Boot Kit - Inboard | 25 | 2 | 1 | 2410-64 | Plug - Hole | 3 | 64 | 1 |
| 93-8984 | Joint Assembly - Inboard | 25 | 4 | 1 | 2411-33 | Joint - Ball | 12 | 3 | 1 |

*Not Illustrated

TORO PART NUMBER INDEX (Cont.)

| Part No. | Description | Pg. Ref. No. No. Qty. | Part No. | Description | Pg. Ref. No. No. Qty. |
|----------|-------------------------|--------------------------|----------|-------------------------|--------------------------|
| 2412-10 | Clamp - R | 19 13 2 | 321-4 | Screw - Cap Hex. Hd. | 34 30 2 |
| 2412-10 | Clamp - R | 33 43 1 | 321-4 | Screw - Cap Hex. Hd. | 2 33 1 |
| 2412-34 | Clamp | 48 22 1 | 321-4 | Screw - Hex. Flange Hd. | 26 26 4 |
| 2412-34 | Clamp - Hose | 29 9 2 | 321-6 | Screw - Cap Hex. Hd. | 51 3 16 |
| 2412-34 | Clamp - Hose | 33 30 2 | 321-6 | Screw - Cap Hex. Hd. | 19 10 2 |
| 2412-34 | Clamp - Hose | 37 53 1 | 321-9 | Screw - Cap Hex. Hd. | 10 3 4 |
| 2412-36 | Clamp | 44 8 2 | 321-9 | Screw - Cap Hex. Hd. | 47 5 2 |
| 2412-36 | Clamp - Hose | 36 3 3 | 321-9 | Screw - Cap Hex. Hd. | 16 27 1 |
| 2412-82 | Clamp - R | 32 10 1 | 321-9 | Screw - Cap Hex. Hd. | 8 38 1 |
| 2412-89 | Clamp - R | 32 2 2 | 321-14 | Screw - Cap Hex. Hd. | 48 8 2 |
| 2412-89 | Clamp - R | 43 5 1 | 321-15 | Screw - Cap Hex. Hd. | 47 13 1 |
| 2412-89 | Clamp - R | 12 25 1 | 322-2 | Screw - Cap Hex. Hd. | 10 11 1 |
| 2412-89 | Clamp - R | 2 32 1 | 322-2 | Screw - Cap Hex. Hd. | 45 16 4 |
| 2412-92 | Clamp - Hose | 33 2 1 | 322-2 | Screw - Cap Hex. Hd. | 5 16 6 |
| 2412-92 | Clamp - Hose | 45 14 1 | 322-2 | Screw - Cap Hex. Hd. | 47 31 1 |
| 2412-93 | Clamp - R | 51 2 1 | 322-2 | Screw - Cap Hex. Hd. | 29 39 6 |
| 2412-96 | Clamp - R | 45 4 1 | 322-2 | Screw - Cap Hex. Hd. | 33 42 1 |
| 2412-108 | Clamp - Hose | 45 8 2 | 322-2 | Screw - Cap Hex. Hd. | 2 50 2 |
| 2412-108 | Clamp - Hose | 44 10 1 | 322-3 | Screw - Cap Hex. Hd. | 48 20 4 |
| 2412-108 | Clamp - Hose | 33 47 2 | 322-3 | Screw - Cap Hex. Hd. | 14 26 4 |
| 2412-119 | Clamp - Hose | 33 6 3 | 322-5 | Screw - Cap Hex. Hd. | 31 2 4 |
| 2412-130 | Clamp - Hose | 46 10 1 | 322-5 | Screw - Cap Hex. Hd. | 13 6 8 |
| 2412-130 | Clamp - Hose | 33 32 2 | 322-5 | Screw - Cap Hex. Hd. | 51 19 4 |
| 2412-133 | Clamp - R | 14 3 2 | 322-5 | Screw - Cap Hex. Hd. | 29 22 4 |
| 2412-149 | Clamp - Tube | 26 24 5 | 322-5 | Screw - Cap Hex. Hd. | 47 24 1 |
| 2412-149 | R-Clamp | 10 14 2 | 322-5 | Screw - Cap Hex. Hd. | 19 30 2 |
| 251-8 | Bearing - Ball | 40 1 2 | 322-5 | Screw - Cap Hex. Hd. | 8 36 2 |
| 251-8 | Bearing - Ball | 22 4 2 | 322-6 | Screw - Cap Hex. Hd. | 33 4 2 |
| 251-82 | Bearing - Ball | 31 11 2 | 322-7 | Screw - Cap Hex. Hd. | 31 9 4 |
| 251-346 | Bearing - Ball | 40 8 2 | 322-12 | Screw - Cap Hex. Hd. | 15 25 1 |
| 253-987 | Fitting - Hydraulic 90° | 36 29 1 | 323-4 | Screw - Cap Hex. Hd. | 23 9 2 |
| 254-65 | Cone - Bearing | 20 29 2 | 323-4 | Screw - Cap Hex. Hd. | 44 16 2 |
| 254-66 | Cup - Bearing | 20 30 2 | 323-4 | Screw - Cap Hex. Hd. | 1 22 1 |
| 254-90 | Cup - Bearing | 20 23 1 | 323-6 | Screw - Cap Hex. Hd. | 16 1 1 |
| 256-155 | Bushing - Flange | 8 26 2 | 323-6 | Screw - Cap Hex. Hd. | 45 2 1 |
| 256-156 | Bushing - Flange | 12 38 2 | 323-6 | Screw - Cap Hex. Hd. | 23 6 8 |
| 256-247 | Bushing - Flange | 8 18 2 | 323-6 | Screw - Cap Hex. Hd. | 27 11 8 |
| 256-259 | Bushing - Flange | 8 9 2 | 323-6 | Screw - Cap Hex. Hd. | 14 12 2 |
| 264-91 | Cone - Bearing | 20 22 1 | 323-6 | Screw - Cap Hex. Hd. | 26 31 2 |
| 283-2 | Pin - Clevis | 8 4 1 | 323-6 | Screw - Cap Hex. Hd. | 15 37 1 |
| 283-30 | Pin - Clevis | 8 12 1 | 323-7 | Screw - Cap Hex. Hd. | 36 14 4 |
| 283-30 | Pin - Clevis | 12 35 1 | 323-7 | Screw - Cap Hex. Hd. | 8 17 2 |
| 283-62 | Pin - Clevis | 16 6 1 | 323-7 | Screw - Cap Hex. Hd. | 19 23 4 |
| 283-62 | Pin - Clevis | 15 8 3 | 323-7 | Screw - Cap Hex. Hd. | 34 27 3 |
| 283-62 | Pin - Clevis | 36 35 3 | 323-7 | Screw - Cap Hex. Hd. | 27 43 4 |
| 283-85 | Pin - Clevis | 8 14 1 | 323-9 | Screw - Cap Hex. Hd. | 43 16 1 |
| 285-17 | Plug - Pipe | 35 15 2 | 323-10 | Screw - Cap Hex. Hd. | 36 8 1 |
| 302-5 | Filling - Grease | 12 44 1 | 323-12 | Screw - Cap Hex. Hd. | 18 6 8 |
| 302-5 | Fitting - Grease | 19 1 4 | 323-29 | Screw - Cap Hex. Hd. | 33 55 2 |
| 302-5 | Fitting - Grease | 8 8 3 | 324-5 | Screw - Cap Hex. Hd. | 19 28 3 |
| 302-5 | Fitting - Grease | 23 26 4 | 324-9 | Screw - Cap Hex. Hd. | 18 22 4 |
| 302-5 | Fitting - Grease | 5 30 1 | 324-10 | Screw - Cap Hex. Hd. | 18 1 4 |
| 302-5 | Fitting - Grease | 27 35 4 | 324-11 | Screw - Cap Hex. Hd. | 19 33 2 |
| 302-11 | Fitting - Grease | 21 5 1 | 324-12 | Screw - Cap Hex. Hd. | 19 19 4 |
| 302-11 | Fitting - Grease | 18 8 1 | 324-13 | Screw - Cap Hex. Hd. | 18 10 2 |
| 302-58 | Fitting - Grease | 27 46 16 | 324-19 | Screw - Cap Hex. Hd. | 32 6 2 |
| 321-2 | Screw - Cap Hex. Hd. | 2 1 7 | 325-4 | Screw - Cap Hex. Hd. | 14 15 2 |
| 321-3 | Screw - Cap Hex. Hd. | 2 4 2 | 325-13 | Screw - Cap Hex. Hd. | 19 15 8 |
| 321-3 | Screw - Cap Hex. Hd. | 34 7 1 | 325-13 | Screw - Cap Hex. Hd. | 18 27 4 |
| 321-3 | Screw - Cap Hex. Hd. | 29 28 4 | 325-19 | Screw - Cap Hex. Hd. | 27 27 1 |
| 321-3 | Screw - Cap Hex. Hd. | 5 33 2 | 325-20 | Screw - Cap Hex. Hd. | 27 24 5 |
| 321-4 | Screw - Cap Hex. Hd. | 32 1 2 | 3210-9 | Screw - Cap Hex. Hd. | 34 6 1 |
| 321-4 | Screw - Cap Hex. Hd. | 43 8 1 | 3211-8 | Screw - Cap Hex. Hd. | 15 13 2 |
| 321-4 | Screw - Cap Hex. Hd. | 13 9 8 | 3215-1 | Screw - Cap Hex. Hd. | 36 16 1 |
| 321-4 | Screw - Cap Hex. Hd. | 29 12 4 | 3217-25 | Nut - Hex. | 2 38 2 |
| 321-4 | Screw - Cap Hex. Hd. | 10 13 2 | 3217-26 | Nut - Hex. | 2 37 1 |
| 321-4 | Screw - Cap Hex. Hd. | 33 15 1 | 3217-29 | Nut - Jam | 3 57 3 |
| 321-4 | Screw - Cap Hex. Hd. | 14 20 8 | 3218-18 | Nut - Jam | 15 43 1 |
| 321-4 | Screw - Cap Hex. Hd. | 1 24 4 | 3218-20 | Nut - Jam | 12 14 2 |
| 321-4 | Screw - Cap Hex. Hd. | 12 26 1 | 3218-21 | Nut - Jam | 23 21 2 |

*Not Illustrated

TORO PART NUMBER INDEX (Cont.)

| Part No. | Description | Pg. No. | Ref. No. | Qty. | Part No. | Description | Pg. No. | Ref. No. | Qty. |
|----------|-------------------------|---------|----------|------|----------|---------------------------|---------|----------|------|
| 3219-2 | Nut | 35 | 19 | 2 | 3256-22 | Washer - Flat | 13 | 8 | 8 |
| 3219-14 | Nut | 15 | 5 | 1 | 3256-22 | Washer - Flat | 29 | 11 | 4 |
| 3219-14 | Nut - Hex. | 36 | 32 | 1 | 3256-22 | Washer - Flat | 51 | 11 | 19 |
| 3219-14 | Nut - Jam | 34 | 10 | 2 | 3256-22 | Washer - Flat | 47 | 18 | 3 |
| 3219-20 | Nut - Hex. LH | 8 | 24 | 2 | 3256-22 | Washer - Flat | 14 | 19 | 8 |
| 3220-1 | Nut - Jam | 34 | 2 | 1 | 3256-22 | Washer - Flat | 8 | 39 | 3 |
| 3220-1 | Nut - Jam | 36 | 37 | 4 | 3256-22 | Washer - Flat | 12 | 41 | 2 |
| 3220-1 | Nut - Jam | 15 | 41 | 4 | 3256-23 | Washer - Flat | 13 | 4 | 8 |
| 3220-2 | Nut - Jam | 12 | 2 | 1 | 3256-23 | Washer - Flat | 33 | 5 | 2 |
| 3220-2 | Nut - Jam | 34 | 5 | 1 | 3256-23 | Washer - Flat | 51 | 20 | 4 |
| 3220-3 | Nut - Jam | 15 | 12 | 2 | 3256-23 | Washer - Flat | 16 | 21 | 1 |
| 3220-7 | Nut - Jam | 23 | 23 | 1 | 3256-23 | Washer - Flat | 14 | 25 | 4 |
| 3220-11 | Nut - Jam | 23 | 25 | 2 | 3256-23 | Washer - Flat | 47 | 26 | 2 |
| 3229-25 | Screw - Carriage | 48 | 19 | 2 | 3256-24 | Washer - Flat | 23 | 10 | 2 |
| 3230-18 | Bolt - Carriage | 14 | 2 | 8 | 3256-24 | Washer - Flat | 43 | 17 | 2 |
| 3230-23 | Bolt - Carriage | 43 | 6 | 4 | 3256-24 | Washer - Flat | 51 | 18 | 6 |
| 3230-23 | Bolt - Carriage | 29 | 21 | 7 | 3256-25 | Washer - Flat | 32 | 5 | 2 |
| 3231-3 | Bolt - Carriage | 18 | 21 | 4 | 3256-26 | Washer - Flat | 8 | 21 | 1 |
| 3231-21 | Bolt - Carriage | 43 | 7 | 6 | 3256-27 | Washer - Flat | 26 | 6 | 4 |
| 3231-21 | Bolt - Carriage | 47 | 21 | 1 | 3256-27 | Washer - Flat | 18 | 31 | 2 |
| 3231-21 | Bolt - Carriage | 14 | 22 | 4 | 3256-28 | Washer - Flat | 31 | 15 | 1 |
| 3231-21 | Bolt - Carriage | 15 | 32 | 4 | 3256-45 | Washer - Flat | 29 | 24 | 1 |
| 3231-26 | Bolt - Carriage | 34 | 15 | 1 | 3256-61 | Washer - Flat | 13 | 25 | 14 |
| 3231-28 | Bolt - Carriage | 29 | 17 | 1 | 3256-61 | Washer - Flat | 1 | 29 | 4 |
| 3232-17 | Bolt - Carriage | 26 | 19 | 8 | 3256-67 | Washer - Flat | 45 | 11 | 2 |
| 3234-1 | Screw - Hex. Flange Hd. | 1 | 13 | 6 | 3257-7 | Key - Woodruff | 31 | 17 | 1 |
| 3234-4 | Screw - Hex. Flange Hd. | 36 | 42 | 4 | 3258-19 | Screw - Round Head | 46 | 2 | 2 |
| 3234-11 | Screw - Cap Hex. Hd. | 32 | 14 | 6 | 3272-6 | Pin - Cotter | 15 | 3 | 3 |
| 3234-38 | Screw - Cap Hex. Hd. | 44 | 22 | 2 | 3272-6 | Pin - Cotter | 8 | 7 | 1 |
| 3234-38 | Screw - Hex. Flange Hd. | 26 | 17 | 24 | 3272-6 | Pin - Cotter | 16 | 8 | 1 |
| 3234-40 | Screw - Hex. Flange Hd. | 17 | 4 | 4 | 3272-6 | Pin - Cotter | 36 | 30 | 3 |
| 3245-31 | Screw - Set | 29 | 48 | 1 | 3272-10 | Pin - Cotter | 8 | 11 | 2 |
| 3250-13 | Screw | 2 | 51 | 2 | 3272-10 | Pin - Cotter | 12 | 37 | 1 |
| 3250-13 | Screw - Hex. Hd. | 13 | 15 | 20 | 3272-11 | Pin - Cotter | 19 | 34 | 2 |
| 3250-13 | Screw - Pan Hd. | 1 | 27 | 4 | 3272-12 | Pin - Cotter | 23 | 16 | 4 |
| 3250-20 | Screw - Round Hd. | 29 | 2 | 4 | 3272-37 | Pin - Cotter | 48 | 18 | 2 |
| 3253-3 | Washer - Lock | 34 | 8 | 1 | 3274-31 | Screw - Button Hd. | 2 | 7 | 4 |
| 3253-3 | Washer - Lock | 54 | 22 | 2 | 3274-52 | Screw - Hex. Socket Hd. | 35 | 39 | 4 |
| 3253-3 | Washer - Lock | 29 | 27 | 4 | 3274-54 | Screw - Hex. Socket Hd. | 44 | 19 | 2 |
| 3253-3 | Washer - Lock | 12 | 28 | 4 | 3274-94 | Screw - Socket Button Hd. | 51 | 16 | 6 |
| 3253-3 | Washer - Lock | 33 | 37 | 1 | 3274-96 | Screw | 22 | 15 | 4 |
| 3253-4 | Washer - Lock | 56 | 4 | 6 | 3274-97 | Screw - Hex. Socket Hd. | 22 | 17 | 6 |
| 3253-4 | Washer - Lock | 13 | 5 | 8 | 3274-97 | Screw - Socket Hex. Hd. | 19 | 26 | 6 |
| 3253-4 | Washer - Lock | 34 | 13 | 2 | 3277-1 | Nut - Hex. | 5 | 5 | 1 |
| 3253-4 | Washer - Lock | 5 | 14 | 4 | 3290-221 | Washer - Spring | 15 | 34 | 1 |
| 3253-4 | Washer - Lock | 22 | 16 | 6 | 3290-221 | Washer - Spring | 16 | 36 | 2 |
| 3253-6 | Washer - Lock | 23 | 2 | 10 | 3290-271 | Rivet - Pop | 29 | 41 | 2 |
| 3253-6 | Washer - Lock | 33 | 21 | 2 | 3290-321 | Screw - Hex. Flange Hd. | 8 | 31 | 2 |
| 3253-6 | Washer - Lock | 19 | 29 | 3 | 3290-357 | Nut - Flange | 45 | 13 | 1 |
| 3253-6 | Washer - Lock | 27 | 45 | 10 | 3290-357 | Nut - Flange | 34 | 18 | 1 |
| 3253-15 | Washer - Lock | 44 | 5 | 5 | 3290-357 | Nut - Flange | 44 | 23 | 2 |
| 3253-15 | Washer - Lock | 2 | 39 | 2 | 3290-357 | Nut - Flange | 8 | 37 | 2 |
| 3253-18 | Washer - Lock | 35 | 40 | 4 | 3290-357 | Nut - Flange Head | 26 | 30 | 2 |
| 3253-19 | Washer - Lock | 3 | 58 | 3 | 3290-357 | Nut - Flange Lock | 43 | 1 | 6 |
| 3253-21 | Washer - Lock | 23 | 7 | 8 | 3290-357 | Nut - Flange Lock | 1 | 8 | 9 |
| 3253-21 | Washer - Lock | 27 | 10 | 8 | 3290-357 | Nut - Flange Lock | 14 | 10 | 4 |
| 3253-21 | Washer - Lock | 14 | 13 | 2 | 3290-357 | Nut - Flange Lock | 29 | 14 | 1 |
| 3253-21 | Washer - Lock | 19 | 22 | 4 | 3290-357 | Nut - Flange Lock | 18 | 16 | 4 |
| 3253-22 | Washer - Lock | 12 | 9 | 4 | 3290-357 | Nut - Flange Lock | 15 | 33 | 4 |
| 3253-22 | Washer - Lock | 34 | 17 | 1 | 3290-357 | Nut - Flange Lock | 33 | 50 | 2 |
| 3254-1 | Washer - Lock | 2 | 36 | 1 | 3290-413 | Washer - Belleville | 32 | 12 | 12 |
| 3254-2 | Washer - Lock | 33 | 11 | 1 | 3290-455 | Washer | 5 | 12 | 1 |
| 3255-9 | Washer - Lock ETLW | 43 | 2 | 1 | 3290-456 | Washer - Belleville | 15 | 46 | 2 |
| 3256-3 | Washer - Flat | 31 | 8 | 4 | 3290-477 | Washer - Curved | 16 | 28 | 1 |
| 3256-4 | Washer - Flat | 36 | 12 | 1 | 3290-478 | Washer - Belleville | 16 | 17 | 1 |
| 3256-6 | Washer - Flat | 26 | 9 | 4 | 3290-506 | Palnut | 51 | 4 | 2 |
| 3256-6 | Washer - Flat | 18 | 32 | 2 | 3290-507 | Pin - Dowel | 15 | 31 | 1 |
| 3256-14 | Washer - Flat | 47 | 30 | 1 | 3296-2 | Nut - Lock | 13 | 22 | 20 |
| 3256-22 | Washer - Flat | 10 | 4 | 5 | 3296-2 | Nut - Lock | 1 | 30 | 4 |
| 3256-22 | Washer - Flat | 2 | 5 | 2 | 3296-2 | Nut - Lock | 8 | 33 | 2 |

*Not Illustrated

TORO PART NUMBER INDEX (Cont.)

| Part No. | Description | Pg. Ref. No. No. Qty. | Part No. | Description | Pg. Ref. No. No. Qty. |
|----------|-------------------------|--------------------------|-----------|------------------------------|--------------------------|
| 3296-2 | Nut - Lock | 2 45 2 | 32128-20 | Nut - Flange | 5 27 6 |
| 3296-3 | Nut - Lock | 34 28 1 | 32128-20 | Nut - Flange | 2 48 2 |
| 3296-4 | Nut - Lock | 12 4 1 | 32128-20 | Nut - Flange Head | 48 11 4 |
| 3296-5 | Nut - Flange Lock | 29 25 1 | 32128-20 | Nut - Flange Lock | 43 18 2 |
| 3296-5 | Nut - Lock | 35 12 1 | 32128-20 | Nut - Flange Lock | 14 21 12 |
| 3296-6 | Nut - Lock | 8 20 2 | 32128-20 | Nut - Flange Lock | 8 29 1 |
| 3296-15 | Nut - Lock | 31 16 1 | 32128-20 | Nut - Flange Lock | 33 44 1 |
| 3296-23 | Nut - Hex. | 19 16 8 | 32128-20 | Nut - Lock | 19 12 2 |
| 3296-23 | Nut - Lock | 26 10 4 | 32128-20 | Nut - Lock | 47 33 1 |
| 3296-23 | Nut - Lock | 18 14 4 | 32128-20 | Nut - Lock | 29 37 6 |
| 3296-23 | Nut - Lock | 14 16 2 | 32128-21 | Nut - Lock | 36 11 1 |
| 3296-23 | Nut - Lock | 8 22 1 | 32128-23 | Nut - Flange | 44 24 2 |
| 3296-27 | Nut - Lock | 34 21 2 | 32128-23 | Nut - Flange Lock | 17 5 4 |
| 3296-27 | Rivet - Plastic | 43 13 4 | 32128-23 | Nut - Flange Lock | 26 21 24 |
| 3296-29 | Nut - Flange Lock | 29 20 8 | 32128-33 | Nut - Flange | 34 3 2 |
| 3296-29 | Nut - Lock | 31 6 6 | 32128-33 | Nut - Flange | 33 13 1 |
| 3296-29 | Nut - Lock | 12 13 1 | 32128-33 | Nut - Flange | 32 18 2 |
| 3296-29 | Nut - Lock | 51 21 4 | 32128-33 | Nut - Flange | 2 44 11 |
| 3296-29 | Nut - Lock | 47 27 1 | 32128-33 | Nut - Flange Head | 48 12 2 |
| 3296-29 | Nut - Lock | 8 30 2 | 32128-33 | Nut - Flange Head | 10 15 2 |
| 3296-29 | Nut - Lock | 33 36 2 | 32128-33 | Nut - Flange Lock | 36 1 1 |
| 3296-39 | Nut - Flange Lock | 36 20 4 | 32128-33 | Nut - Flange Lock | 43 4 1 |
| 3296-39 | Nut - Flange Lock | 43 20 1 | 32128-33 | Nut - Flange Lock | 47 6 1 |
| 3296-39 | Nut - Lock | 51 1 6 | 32128-33 | Nut - Flange Lock | 12 24 1 |
| 3296-39 | Nut - Lock | 32 11 2 | 32128-33 | Nut - Flange Lock | 26 27 4 |
| 3296-39 | Nut - Lock | 26 13 6 | 32128-33 | Nut - Lock | 1 25 4 |
| 3296-39 | Nut - Lock | 34 20 3 | 32128-36 | Nut - Lock | 27 38 4 |
| 3296-39 | Nut - Lock | 47 23 1 | 32128-44 | Nut - Flange Lock | 14 9 2 |
| 3296-39 | Nut - Lock | 18 28 8 | 32128-53 | Nut - Flange Lock | 27 26 2 |
| 3296-39 | Nut - Lock | 16 33 1 | 32128-53 | Nut - Flange Lock | 23 36 2 |
| 3296-39 | Nut - Lock | 27 42 4 | 32136-2 | Nut - Hex. Slotted | 19 5 2 |
| 3296-39 | Nut - Lock | 15 45 1 | 32136-3 | Nut - Hex. Slotted | 23 17 4 |
| 3296-42 | Nut - Lock | 16 12 1 | 32144-4 | Screw - Hex. Washer Hd. | 15 9 2 |
| 3296-42 | Nut - Lock | 51 13 12 | 32144-18 | Screw - Cap Hex. Hd. | 2 22 2 |
| 3296-42 | Nut - Lock | 44 17 2 | 32144-42 | Screw - Spark Arrestor | 33 52 1 |
| 3296-42 | Nut - Lock | 47 19 2 | 32144-52 | Screw - Hex. Hd. | 13 12 6 |
| 3296-42 | Nut - Lock | 10 20 4 | 32144-93 | Screw - Self Tapping | 51 6 2 |
| 3296-42 | Nut - Lock | 19 31 2 | 32144-116 | Screw - Pan Head | 5 8 8 |
| 3296-42 | Nut - Lock | 5 32 2 | 32148-6 | Insert - Threaded | 2 2 2 |
| 3296-42 | Nut - Lock | 29 38 4 | 32148-7 | Nut - Clinch | 1 18 8 |
| 3296-42 | Nut - Lock | 8 41 1 | 32148-7 | Nut - Clinch | 15 19 2 |
| 3296-48 | Nut - Lock | 19 6 6 | 32148-9 | Insert - Threaded | 26 1 8 |
| 3296-48 | Nut - Lock | 18 11 10 | 32148-15 | Insert - Threaded | 15 4 1 |
| 3296-48 | Nut - Lock | 32 16 2 | 32148-15 | Nut - Clinch | 36 31 1 |
| 3296-58 | Nut - Lock | 15 11 1 | 32151-41 | Ring - Retaining | 30 1 1 |
| 3296-59 | Nut - Lock | 5 13 1 | 32151-56 | Ring - Retaining | 8 16 1 |
| 3296-76 | Nut - Lock | 26 33 8 | 32151-104 | Ring - Retaining | 19 2 4 |
| 32104-82 | Screw - Hex. Flange Hd. | 26 25 2 | 32152-10 | Nut | 49 12 1 |
| 32104-88 | Screw | 1 4 6 | 340-2 | Fitting - Straight | 48 10 1 |
| 32107-11 | Nut - Square | 46 4 2 | 340-3 | Fitting - Hydraulic Straight | 48 26 1 |
| 32113-14 | Screw | 35 8 2 | 340-77 | Fitting - Hydraulic 90° | 48 6 1 |
| 32120-47 | Ring - E | 8 13 1 | 340-86 | Fitting - Hydraulic Tee | 47 15 1 |
| 32120-47 | Ring - E | 12 33 2 | 340-92 | Fitting - Hydraulic Straight | 48 29 1 |
| 32120-47 | Ring - Retaining | 16 10 3 | 340-94 | Fitting - Hydraulic Tee | 47 10 1 |
| 32121-7 | Pin - Roll | 12 19 1 | 340-132 | Fitting - Hydraulic 90° | 48 14 4 |
| 32121-15 | Pin - Roll | 20 28 1 | 340-140 | Fitting - Hydraulic Tee | 48 28 1 |
| 32121-24 | Pin - Roll | 12 21 2 | 340-151 | Fitting - Hydraulic Tee | 48 30 1 |
| 32121-48 | Pin - Roll | 15 23 1 | 353-781 | Fitting - Fuel 90° | 44 14 1 |
| 32122-24 | Screw - Round Hd | 44 6 5 | 354-134 | Fitting - Hydraulic 90° | 36 40 2 |
| 32128-20 | Nut - Flange | 10 17 1 | 354-135 | Fitting - Hydraulic 90° | 36 5 1 |
| 32128-20 | Nut - Flange | 45 18 4 | 354-136 | Fitting - Hydraulic Straight | 48 23 1 |

*Not Illustrated

PRODUCT CHANGES

In an effort to make improvements available to TORO owners as quickly as possible, minor changes are incorporated into Toro's products from time to time that do not become immediately shown in the Parts Catalog. If such a change has been made in your unit, which is not reflected in your manual, see your TORO Distributor or his Authorized TORO Service Dealer for information and part numbers.

IDENTIFICATION AND ORDERING

MODEL AND SERIAL NUMBERS

The Workman 4200 has two identification numbers; a model number and a serial number. The two numbers are stamped on a plate which is located on the main frame. In any correspondence concerning the Workman 4200, supply model and serial numbers to assure that correct information and replacement parts are obtained.

To order replacement parts from an Authorized TORO Service Dealer, supply the following information:

1. Model and serial number of the Workman 4200.
2. Part number, description, and the quantity of part(s) desired.

NOTE: Do not order by reference number if a parts catalog is being used; use the PART NUMBER.

TABLE OF CONTENTS

| Description | Page | Description | Page |
|--|------|--|-------|
| Front Bumper & Hood Assembly | 1 | Transaxle Installation Assembly | 36-37 |
| Control Panel Assembly | 2-3 | Transaxle Case Assembly | 38 |
| Electrical Schematic | 4 | Countershaft Assembly | 39 |
| Steering Linkage Assembly | 5 | Transaxle Gear Shafts Assembly | 40 |
| Steering Gear Assembly No. 87-1500 | 6-7 | Shift Fork Assembly | 41 |
| Brake & Accelerator Pedal Assembly | 8 | Differential Gear Assembly | 42 |
| Master Brake Cylinder No. 94-3800 | 9 | Battery Mount Assembly | 43 |
| Hydraulic Brake Line Routing Assembly | 10 | Fuel Tank Assembly | 44 |
| Hydraulic Schematic | 11 | Air Cleaner & Fuel Supply Assembly | 45 |
| Clutch Linkage Assembly | 12 | Air Cleaner Assembly | 46 |
| Seat Base Assembly | 13 | Lift Valve Linkage Assembly | 47 |
| Seat Back Assembly | 14 | Lift Valve & Cylinder Assembly | 48 |
| Hi-Lo Shift Levers Assemblies | 15 | Lift Cylinder No. 94-5203 | 49 |
| Differential Lock & Parking Brake Assemblies | 16 | Control Valve Assembly No. 43-1950 | 50 |
| R.O.P.S. Assembly | 17 | Rear Fender & Tail Light Assembly | 51 |
| Front Suspension Assembly | 18 | Cylinder Block Assembly | 52 |
| Front Suspension Control Arm Assembly | 19 | Rocker Cover & Cylinder Head Assembly | 53 |
| Front Differential Assembly No. 93-4054 | 20 | Covers & Oil Pan Assembly | 54 |
| Differential Driveshaft Assembly No. 93-7116 | 21 | Piston & Crankshaft Assembly | 55 |
| Bidirectional Overrunning Clutch Assembly | 22 | Clutch & Clutch Release Assembly | 56 |
| Front Wheel Assembly | 23 | Camshaft & Valves Assembly | 57 |
| Front Brake Assembly | 24 | Balancer & Oil Pressure Switch & Engine Mount | 58 |
| Constant Velocity (CV) Joint Assembly No. 93-7078 | 25 | Oil Pump & Filter Assembly | 59 |
| Rear Frame Assembly | 26 | Water Pump & Thermostat Assembly | 60 |
| Rear Axle Assembly | 27 | Exhaust & Intake Manifold Assembly | 61 |
| Rear Brake Assembly | 28 | Carburetor Installation Assembly | 62 |
| Radiator & Hydraulic Pump Assembly | 29 | Carburetor Assembly | 63 |
| Hydraulic Pump Assembly No. 87-5700 | 30 | Distributor Assembly | 64 |
| Hydraulic Pump Drive Assembly | 31 | Starter Assembly | 65 |
| Engine Frame Assembly | 32 | Alternator Assembly | 66 |
| Engine Installation Assembly | 33 | Gasket Kit | 67 |
| Governor Assembly | 34 | TORO Part Number Index | 68-79 |
| Governor | 35 | | |

Japanese parts kit number 93-8951 contains all of the individual parts on the preceding pages designated as (Japan).