



**Count on it.**

**Parts Catalog**

**Multi-Pro® 5800 Turf Sprayer**

Model No. 41593—Serial No. 31200001 and Up



# Ordering Replacement Parts

To order replacement parts, please supply the part number, the quantity, and the description of each part desired.

## Understanding Reference Numbers

Each identified part in an illustration has a reference number. The reference number for a part also appears in the parts list, along with other information about the part.

This catalog uses two special reference number formats, one to indicate parts in a service assembly and another to indicate the quantity of a given part in an illustration.

## Service Assembly Reference Numbers

Parts in service assemblies have reference numbers in the form a:b. The a represents the reference number of the entire service assembly and the b represents a sequential number unique to each part within the service assembly.

For example, a wheel assembly might be identified by reference number 6, the tire by 6:1, the valve by 6:2, and the wheel by 6:3. When you order the assembly identified by reference number 6, you receive all parts identified by reference numbers 6:1, 6:2, and 6:3. However, you may also order any part individually. Reference numbers of this type appear in illustration and in parts lists.

## Reference Numbers Indicating Quantity

In an illustration, if a reference number indicates more than one part, the reference number has the form nX y. The n represents the quantity of the part, the X is the multiplication symbol, and the y represents the reference number.

For example, in an illustration, the reference number 2X 37 means that two of the parts identified by reference number 37 are indicated.

# List of Abbreviations

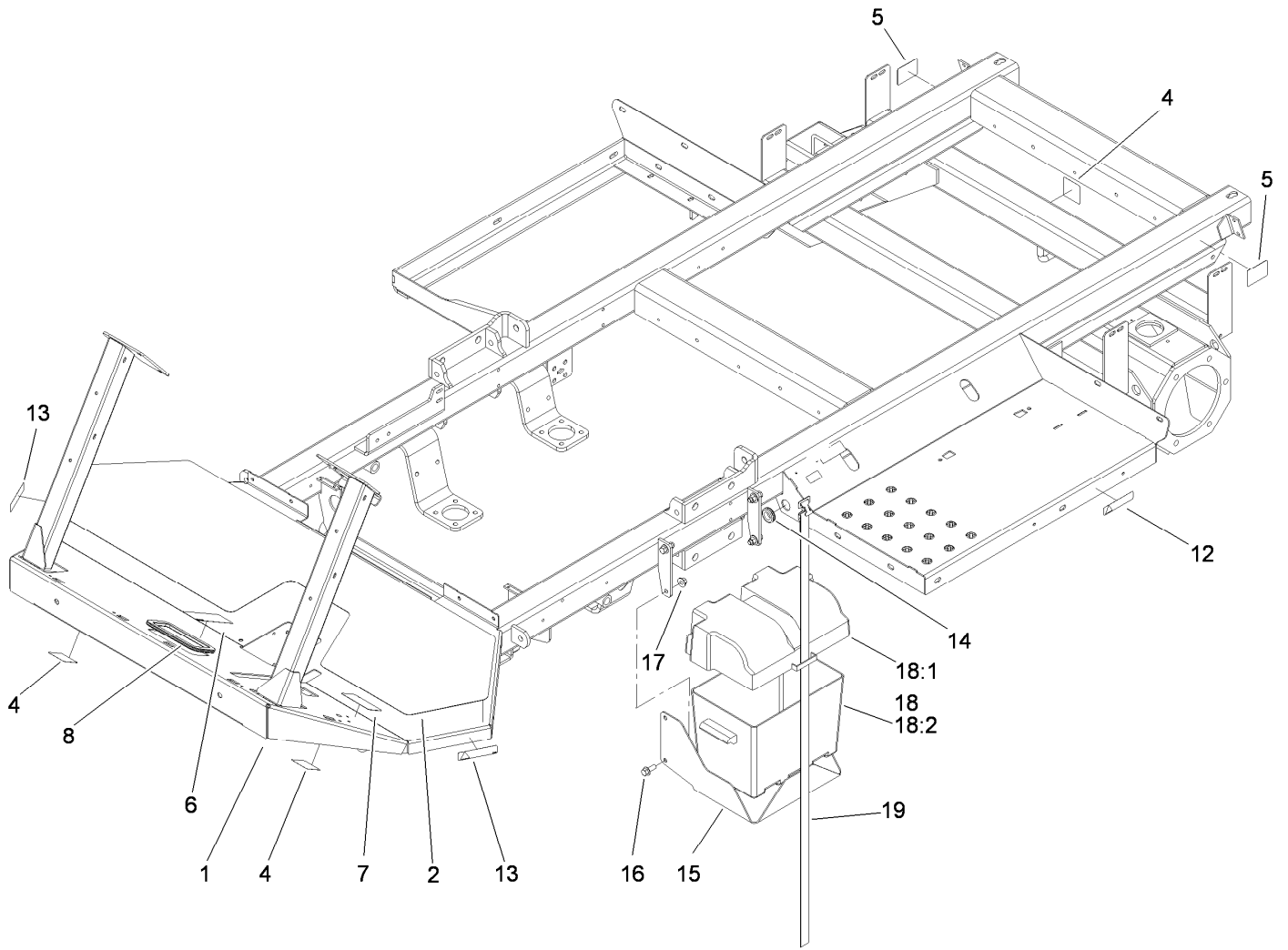
<b>AR:</b> as required	<b>HLH:</b> hex lag head	<b>PTO:</b> power-take-off
<b>ASM:</b> assembly	<b>HOC:</b> height-of-cut	<b>RH:</b> right hand
<b>BBC:</b> blade brake control	<b>HSBH:</b> hex socket button head	<b>ROPS:</b> roll-over protection system
<b>BHTF:</b> button head thread forming	<b>HSFH:</b> hex socket flat head	<b>RRB:</b> rear roller brush
<b>CARR:</b> carriage	<b>HSH:</b> hex socket head	<b>SFH:</b> slotted fillister head
<b>CCW:</b> counter clockwise	<b>HWH:</b> hex washer head	<b>SHH:</b> slotted hex head
<b>CW:</b> clockwise	<b>HWHTF:</b> hex washer head thread forming	<b>SHWH:</b> slotted hex washer head
<b>DEG:</b> degrees	<b>HYD:</b> hydraulic	<b>SPH:</b> slotted pan head
<b>DPA:</b> Dual Point Adjustment	<b>LH:</b> left hand	<b>SQH:</b> square head
<b>ECM:</b> electronic control module	<b>LP:</b> Liquefied Petroleum Gas	<b>SRH:</b> slotted round head
<b>EXT:</b> external	<b>LPG:</b> Liquefied Petroleum Gas	<b>STD:</b> standard
<b>FH:</b> flat head	<b>NI:</b> nylon insert	<b>TAP:</b> self tapping
<b>GA:</b> gauge	<b>NPTF:</b> national pipe thread fine	<b>TTH:</b> torx truss head
<b>HD:</b> heavy-duty	<b>PFH:</b> phillips flat head	
<b>HF:</b> hex flange	<b>PPH:</b> phillips pan head	
<b>HH:</b> hex head	<b>PPHTF:</b> phillips pan head thread forming	
<b>HHF:</b> hex head flange	<b>PRH:</b> phillips round head	
<b>HHFTF:</b> hex head flange thread forming	<b>PTH:</b> phillips truss head	
<b>HJ:</b> hex jam		

# Contents

Frame and Battery Box Assembly	5
Front Wheel, Tie Rod and Spindle Assembly	6
Hydraulic Cylinder Assembly No. 93-6510	8
Front Suspension Assembly	9
Seat Box Assembly	10
Roll-Over Protection System and Seat Assembly	12
Console Assembly	13
Brake Pedal Assembly	14
Traction Pedal Assembly	15
Accelerator Assembly	16
Dash Assembly	17
Dash, Fender and Headlight Assembly	18
Engine Mounting Assembly	19
Exhaust System Assembly	20
Air Cleaner and Reservoir Assembly	21
Air Cleaner Assembly No. 106-5277	22
Electrical Assembly	23
Fuel System Assembly	24
Radiator and Shroud Assembly	25
Steering Valve and Storage Box Assembly	26
Steer Valve Assembly No. 117-0707	27
Hydraulic Pump and Filter Assembly	28
Pump Control Valve Assembly No. 117-0708	30
Hydraulic Pump and Filter Assembly	31
Piston Pump Assembly No. 117-0685	33
Control Assembly No. 115-4446	35
Tandem Pump Assembly No. 119-5038	36
Rear Wheel, Fender and Motor Assembly	37
Planetary Assembly No. 105-4500	38
Brake Assembly No. 100-3069	39
Brake Assembly No. 100-3070	40
Hydraulic Motor Assembly No. 93-6488	41
Hydraulic Motor Assembly No. 93-6489	42
Boom Lift Hydraulic System	43
Saddle and Tank Mount	44
Tank Assembly No. 117-8005	46
Spray Tank Lid Assembly	47
Filter Assembly No. 120-0716	48
Spray System Supply Assembly	49
Spray Pump and Valve Assembly	51
Agitation Valve Assembly	53
Valve Assmebly No. 121-5053	54
Boom Manifold Assembly	55
Pump Assembly No. 117-0713	56
Hydraulic Motor Assembly No. 117-0706	57
Center Boom Assembly	58
LH Single Turret Body Assembly No. 108-3725	59
Double Turret Body Assembly No. 108-3727	60
RH Single Body Turret Assembly No. 108-3726	61
Center Boom Assembly	62
Hydraulic Cylinder Assembly No. 117-0701	63
On-Off Boom Lift Valve No. 117-0702	64
Left and Right Hand Wing Boom Assembly	65
Crankcase Assembly	66

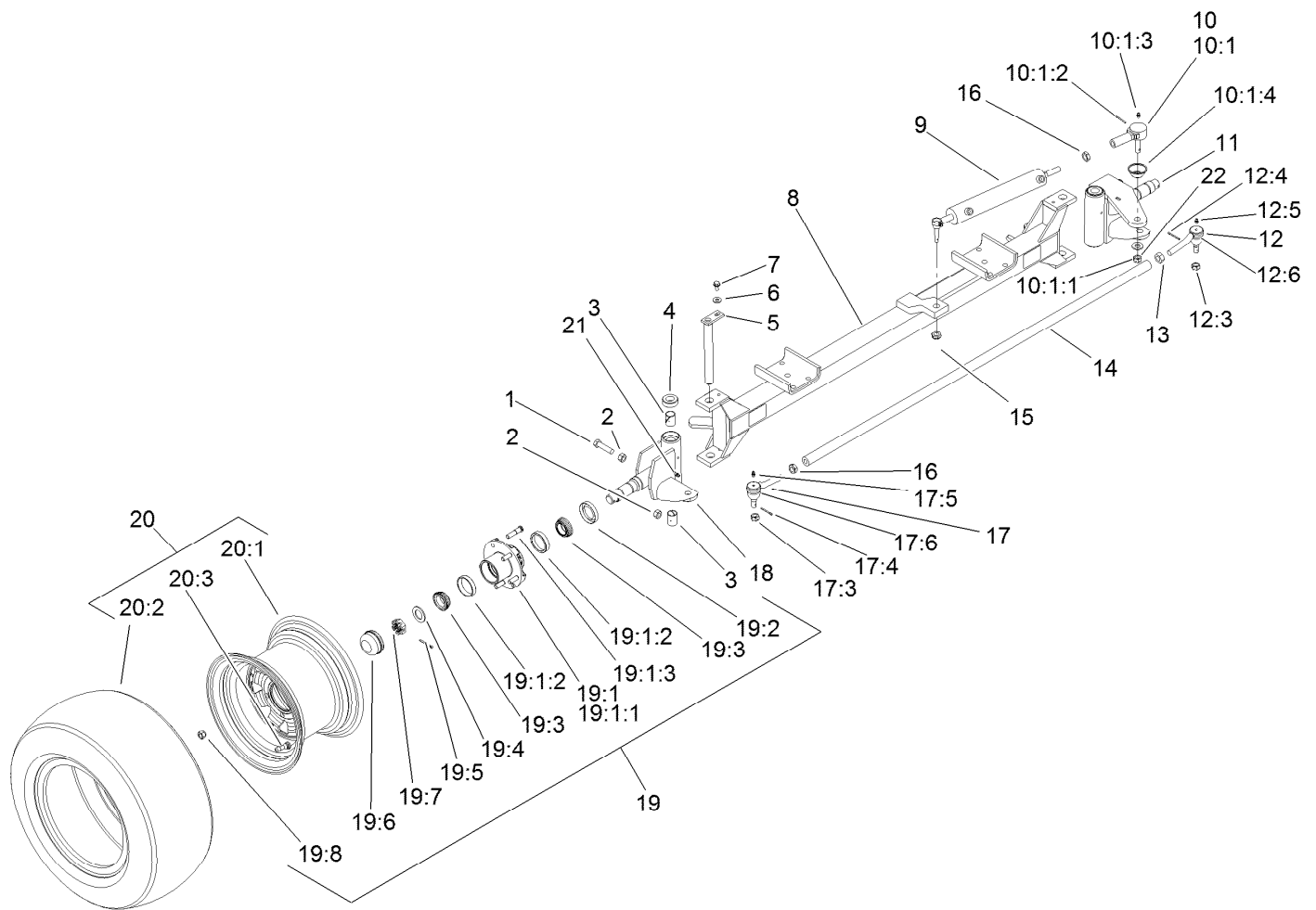
## Contents (continued)

Oil Pan Assembly . . . . .	67
Cylinder Head Assembly . . . . .	68
Gear Case Assembly . . . . .	69
Cylinder Head Cover Assembly . . . . .	70
Dipstick and Guide Assembly . . . . .	71
Main Bearing Case Assembly . . . . .	72
Cam Shaft and Idle Gear Assembly . . . . .	73
Piston and Crankshaft Assembly . . . . .	74
Flywheel Assembly . . . . .	75
Fuel Camshaft and Governor Shaft Assembly . . . . .	76
Idle Apparatus Assembly . . . . .	77
Injection Pump Assembly . . . . .	78
Governor Assembly . . . . .	79
Speed Control Plate Assembly . . . . .	80
Nozzle Holder and Glow Plug Assembly . . . . .	81
Nozzle Holder Component Assembly . . . . .	82
Alternator and Pulley Assembly . . . . .	83
Alternator Component Assembly . . . . .	84
Starter Assembly . . . . .	85
Starter (Component Part) Assembly . . . . .	86
Water Flange and Thermostat Assembly . . . . .	87
Water Pump Assembly . . . . .	88
Valve and Rocker Arm Assembly . . . . .	89
Inlet and Exhaust Manifold Assembly . . . . .	90
Muffler Gasket, Glow Controller and Overflow Bottle Assembly . . . . .	91
Attachments and Accessories . . . . .	92



## Frame and Battery Box Assembly

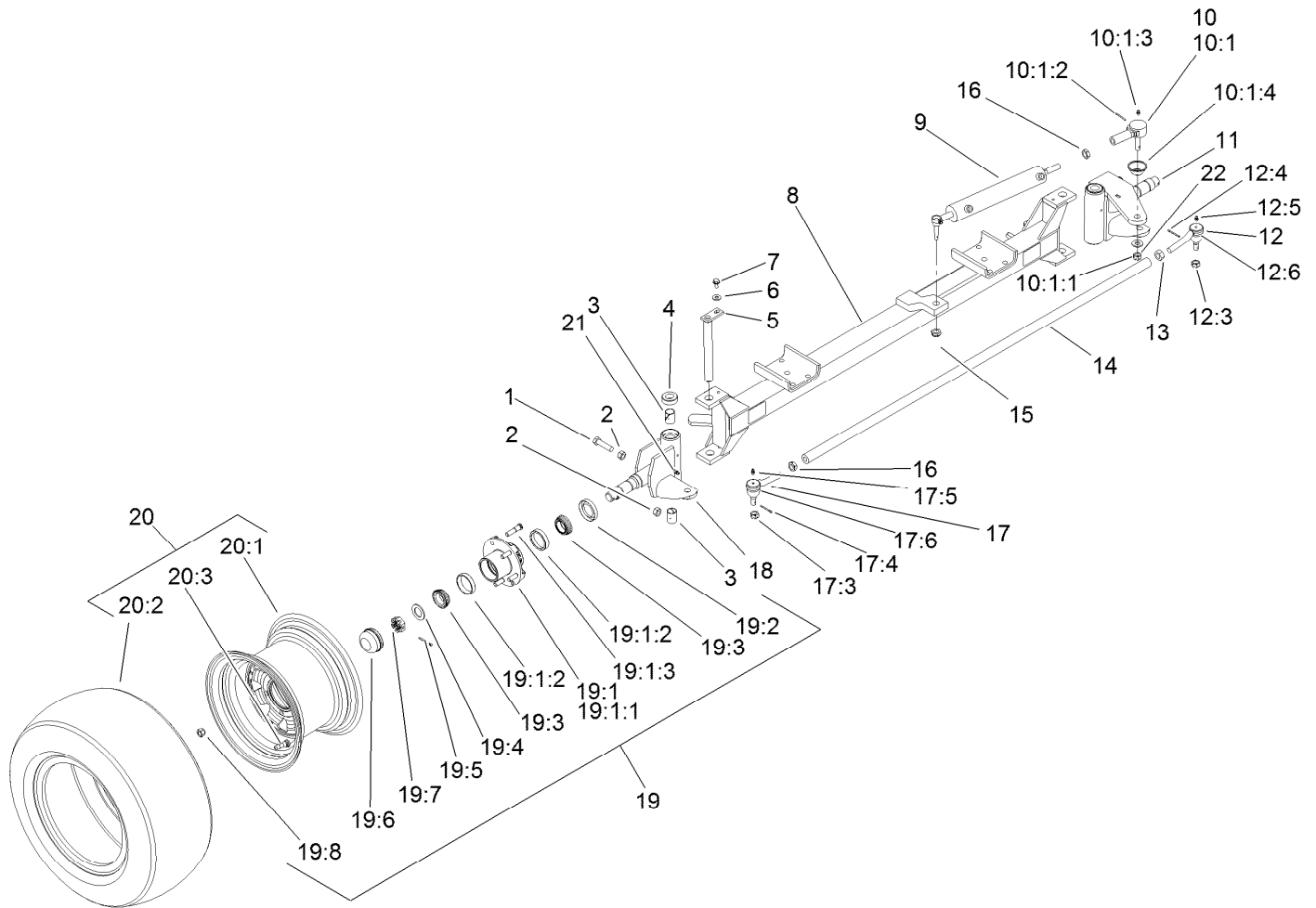
<i>Ref.</i>	<i>Part Number</i>	<i>Qty.</i>	<i>Description</i>	<i>Ref.</i>	<i>Part Number</i>	<i>Qty.</i>	<i>Description</i>
1	117-8001-03	1	Mainframe ASM	14	240-6	1	Grommet-Rubber
2	104-8863	1	Tread-Floor	15	119-5049-03	1	Bracket-Battery
4	120-0623	3	Decal-Tie Down, Towing	16	3234-11	4	Screw-HHF
5	107-8667	2	Decal-Jacking	17	32128-43	4	Nut-Flange
6	107-8724	1	Decal-Traction	18	93-7595	1	Battery Box ASM
7	100-8619	1	Decal-Switch, Boom	18:1	105-2914	1	Top-Battery Box
8	119-0599	1	Trim-Seal	18:2	105-2915	1	Bottom-Battery Box
12	107-8732	2	Decal-Torque (Ce)	19	3339-175	1	Strapping-Web
13	107-8731	2	Decal-Torque (Ce)				



## Front Wheel, Tie Rod and Spindle Assembly

Ref.	Part Number	Qty.	Description	Ref.	Part Number	Qty.	Description
1	01-182-0816	2	TAP Bolt-HH	12:4	3272-12	1	Pin-Cotter
2	3217-9	4	Nut-HH	12:5	302-5	1	Fitting-Grease
3	93-6586	4	Bushing	12:6	107-1587	1	Seal
4	93-6587	2	Bearing	13	3218-21	1	Nut-Jam
5	93-6584	2	King Pin ASM	14	93-6588	1	Rod-Steering
6	3256-3	2	Washer-Flat	15	3296-57	1	Nut-Lock, NI
7	32144-14	2	Screw-HWHTF	16	3220-11	2	Nut-Jam
8	120-8528-03	1	Fron Axle ASM	17	87-1480-03	1	End-Tie Rod, RH
9	93-6510	1	Cylinder ASM	17:3	32136-3	1	Nut-SHH
10	93-6509-03	1	Tie Rod End ASM	17:4	3272-12	1	Pin-Cotter
10:1		1	Tie Rod End ●	17:5	302-5	1	Fitting-Grease
10:1:1	32136-3	1	Nut-SHH	17:6	107-1587	1	Seal
10:1:2	3272-12	1	Pin-Cotter	18	117-5897-03	1	Spindle ASM
10:1:3	302-5	1	Fitting-Grease	19	119-6003	2	Hub ASM
10:1:4	106-4901	1	Seal-End, Rod	19:1	119-6001	1	Hub ASM
11	117-5899-03	1	LH Spindle Housing ASM	19:1:1		1	Hub ●
12	87-1470-03	1	End-Tie Rod, LH	19:1:2	254-61	2	Cup-Bearing, Roller
12:3	32136-3	1	Nut-SHH	19:1:3	69-2990	5	Stud-Wheel

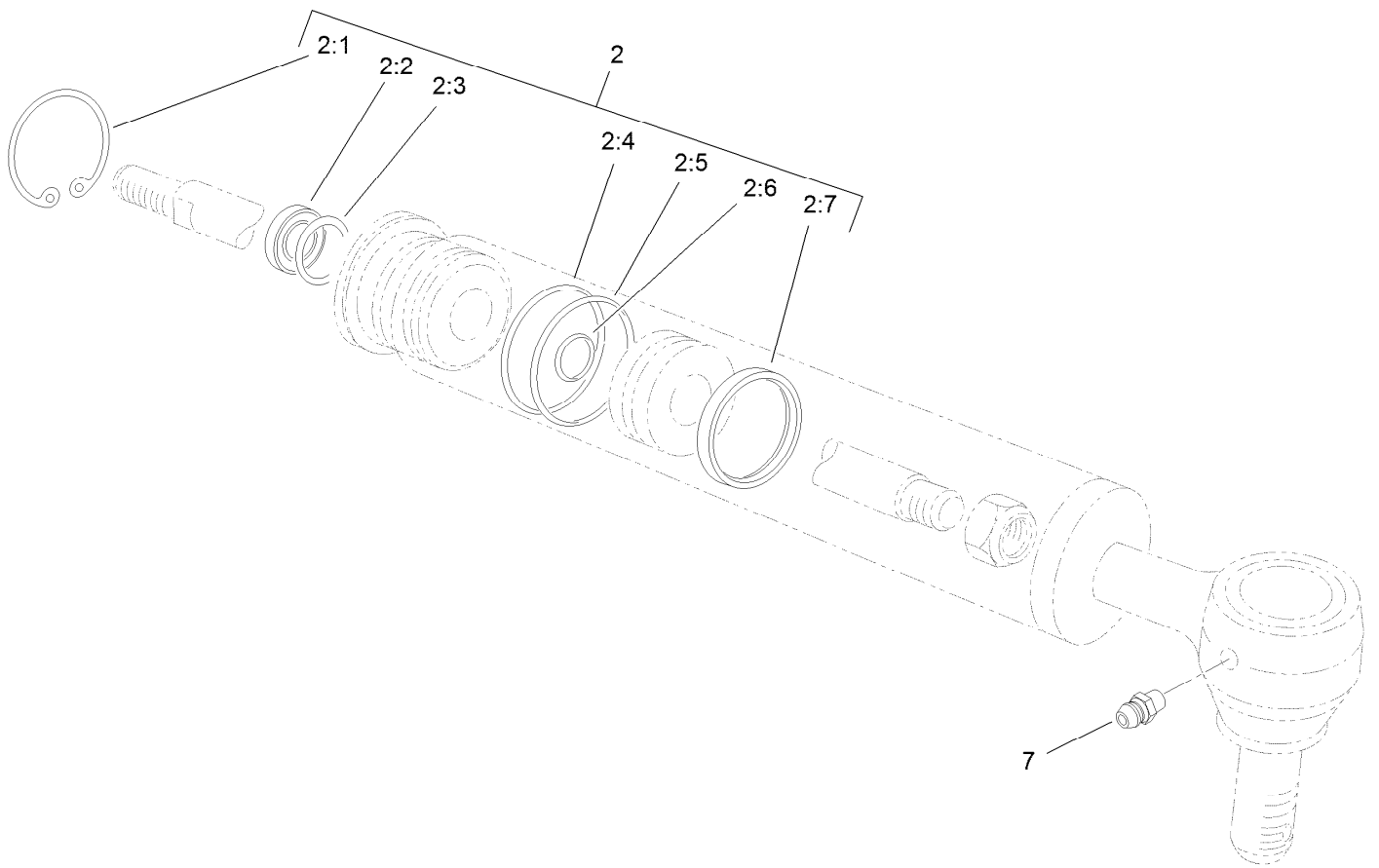
● Not serviced separately



## Front Wheel, Tie Rod and Spindle Assembly (continued)

Ref.	Part Number	Qty.	Description	Ref.	Part Number	Qty.	Description
19:2	94-7285	1	Seal	20	119-6020	2	Tire And Wheel ASM
19:3	254-62	2	Bearing-Roller, Cone	20:1	119-6022	1	Wheel
19:4	85-5770	1	Washer-Thrust	20:2	119-6021	1	Tire
19:5	3272-18	1	Pin-Cotter	20:3	232-27	1	Stem-Valve
19:6	119-6004	1	Cap-Dust	21	302-5	2	Fitting-Grease
19:7	119-6005	1	Nut-Slotted, Hex	22	65-6390	1	Washer-Thrust, Plain
19:8	242-35	5	Nut-Wheel				

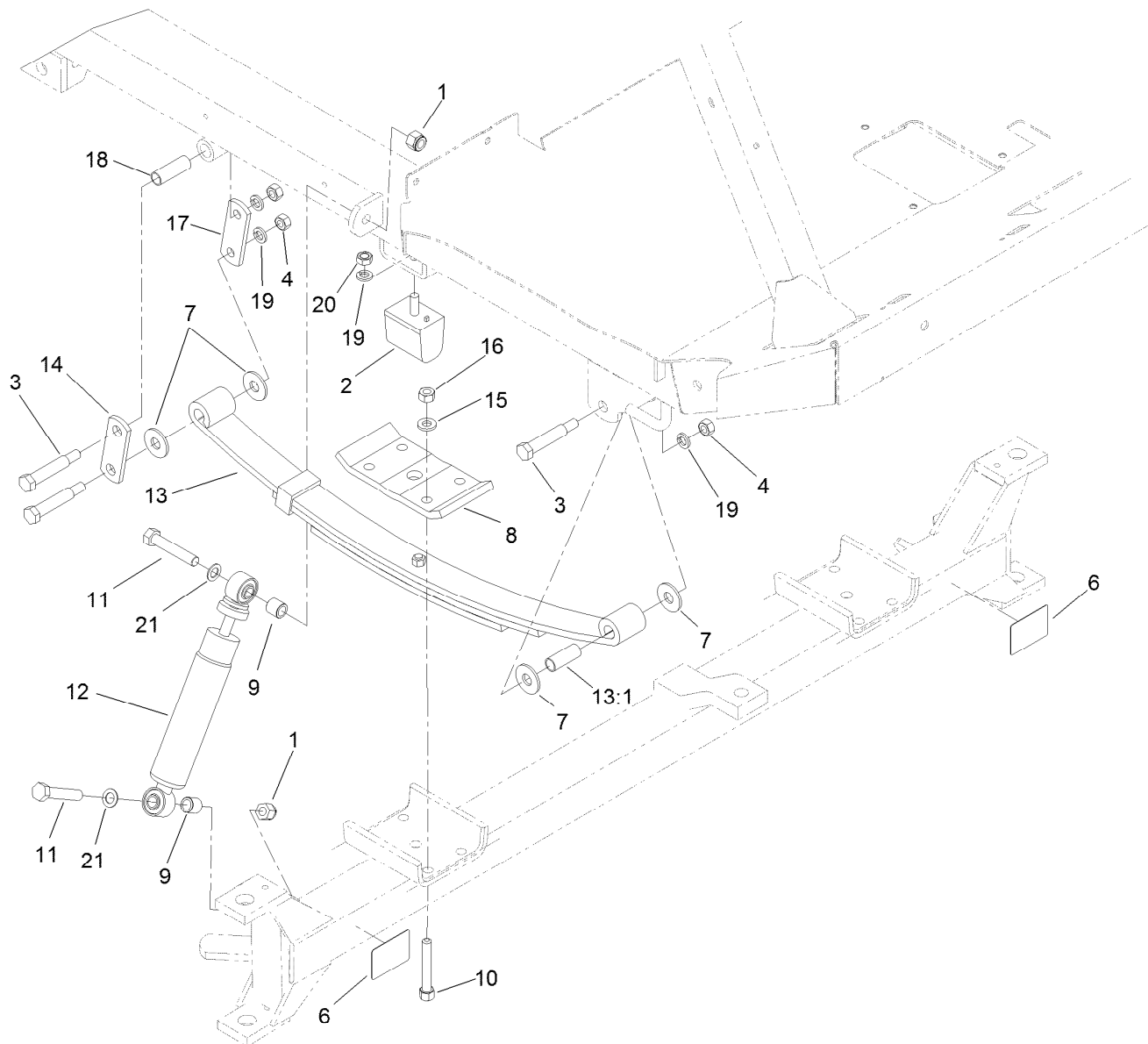
● Not serviced separately



## Hydraulic Cylinder Assembly No. 93-6510

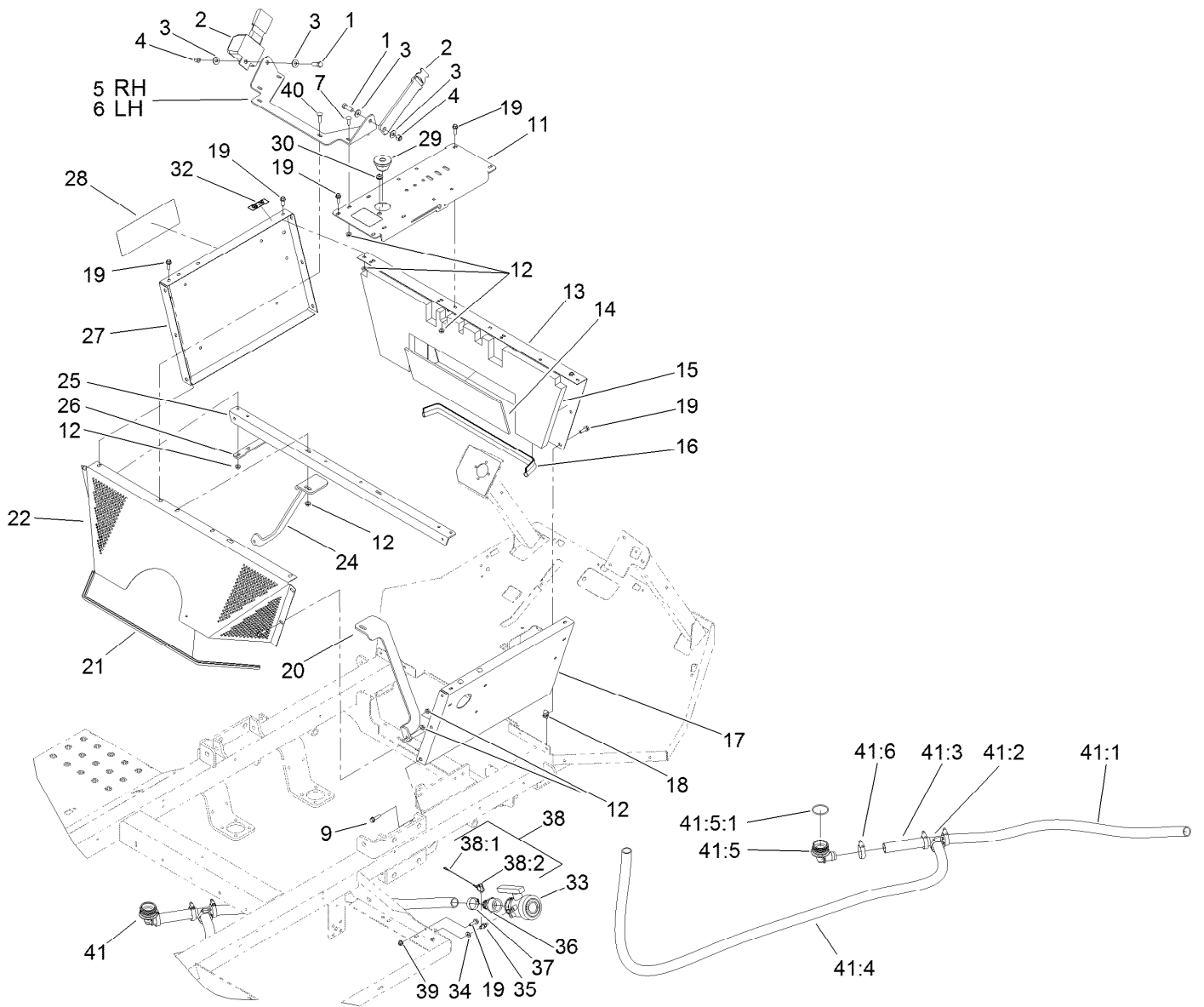
<i>Ref.</i>	<i>Part Number</i>	<i>Qty.</i>	<i>Description</i>
2	92-3992	1	Repair Kit
2:1		1	Ring-Retaining ●
2:2		1	Seal-Dust ●
2:3		1	Seal-Rod ●
2:4		1	Ring-Backup ●
2:5		1	O-Ring ●
2:6		1	O-Ring ●
2:7		1	Uniring ●
7	302-5	1	Fitting-Grease

● Not serviced separately



## Front Suspension Assembly

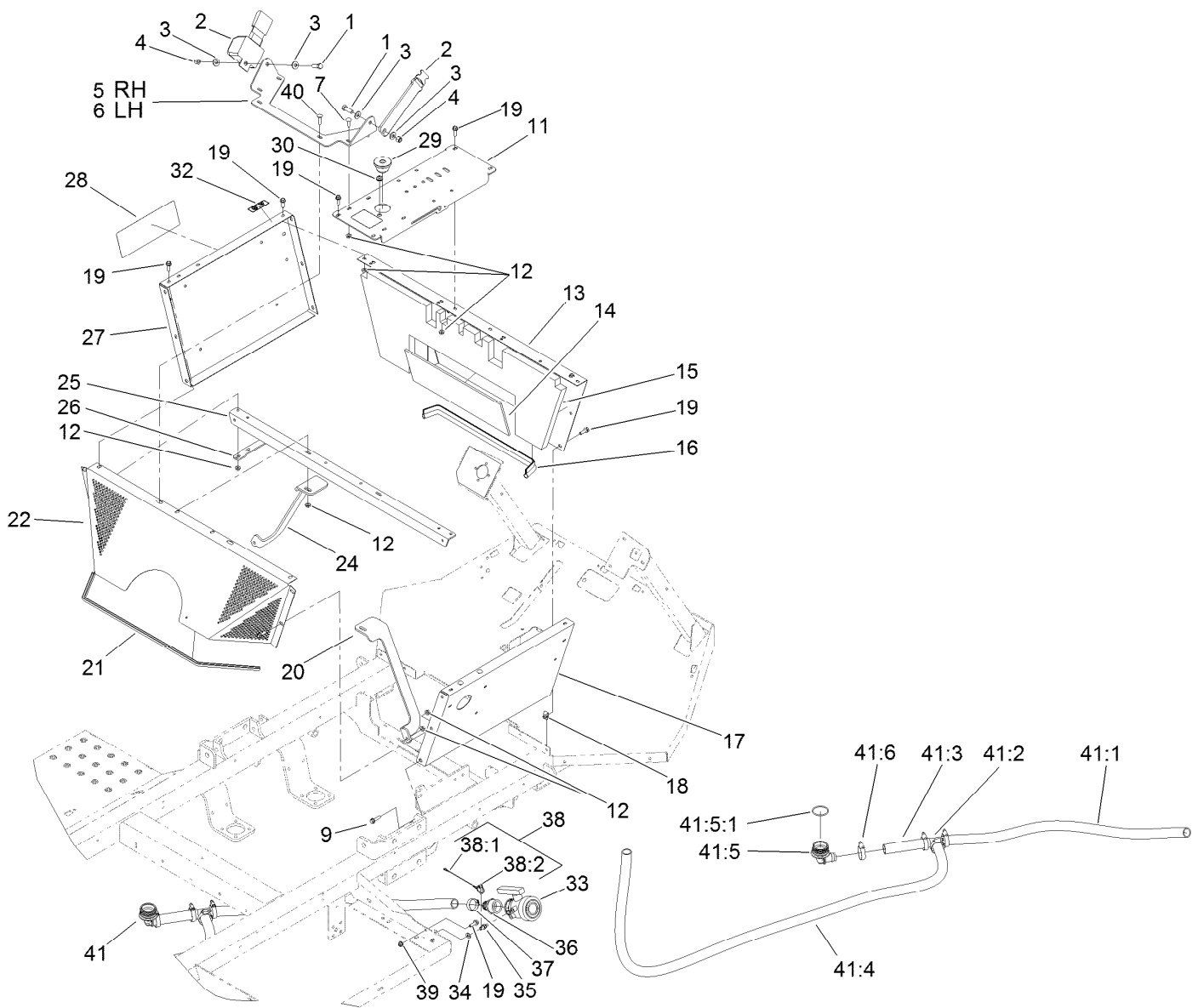
<i>Ref.</i>	<i>Part Number</i>	<i>Qty.</i>	<i>Description</i>	<i>Ref.</i>	<i>Part Number</i>	<i>Qty.</i>	<i>Description</i>
1	3296-19	4	Nut-Hex	13	99-0570	2	Spring-Leaf
2	87-3470	2	Bumper-Axle, Rear	13:1	119-9437	2	Bushing-Leaf Spring
3	110-5072	6	Bolt-Shoulder	14	42574	2	Shackel-Outside
4	3217-8	6	Nut-Hex	15	87-7480	8	Washer
6	107-8667	2	Decal-Jacking	16	106-0327	8	Nut-Hex
7	93-6161	8	Washer	17	42576	2	Shackel-Inside
8	120-8516-03	2	Plate-Top, Spring	18	42592	2	Bushing-Shackle
9	108-8483	4	Spacer-Plain	19	3253-6	8	Washer-Lock
10	26-0672	8	Bolt-Blade	20	93-6166	2	Nut-Hex
11	3213-8	4	Screw-HH	21	100-7336	4	Washer
12	112-7824	2	Shock Absorber ASM				



## Seat Box Assembly

Ref.	Part Number	Qty.	Description	Ref.	Part Number	Qty.	Description
1	324-5	4	Screw-HH	21	106-1998	1	Trim
2	110-9720	2	Seat Belt ASM	22	106-5286-03	1	Shroud-Engine
3	3256-4	8	Washer-Flat	24	107-8730-03	1	Support-LH
4	3296-48	4	Nut-Lock, NI	25	119-5025-03	1	Angle-Seat Box
5	119-0561-03	1	Bracket-Seat Belt, LH	26	95-2264	2	Strap
6	119-0560-03	1	Bracket-Seat Belt, RH	27	108-3291-01	1	Panel-Box Seat, LH
7	3230-22	12	Screw-CARR	28	120-0619	1	Decal-Warning
9	3234-36	2	Screw-HHF	29	32180-033	1	Grommet
11	119-0559-03	1	Base-Console	30	237-141	1	Grommet-Rubber
12	32128-20	32	Nut-HF	32	120-0625	2	Decal-Warning, Pinch Point
13	106-5027-01	1	Front Seat Box Panel ASM	33	108-0069	1	Valve-Ball
14	117-5819	1	Noise Barrier-Lower Front	34	62-1230	2	Washer-Rubber
15	117-5818	1	Barrier-Noise, Front Panel	35	112-7900	2	Mount-Peg
16	95-2178	1	Trim	36	110-5224	1	Fitting-Barbed, Straight
17	106-5026-01	1	Panel-Box Seat, RH	37	2412-34	1	Clamp-Hose
18	94-2413	4	U-Nut	38	98-0979	1	Lynch Pin ASM
19	3234-17	21	Screw-HHF	38:1	28-8070	1	Lanyard
20	107-8729-03	1	Support-RH	38:2	3290-495	1	Pin-Klik
				41:5:1			
				41:5			
				41:6			
				41:3			
				41:2			
				41:1			
				41:4			

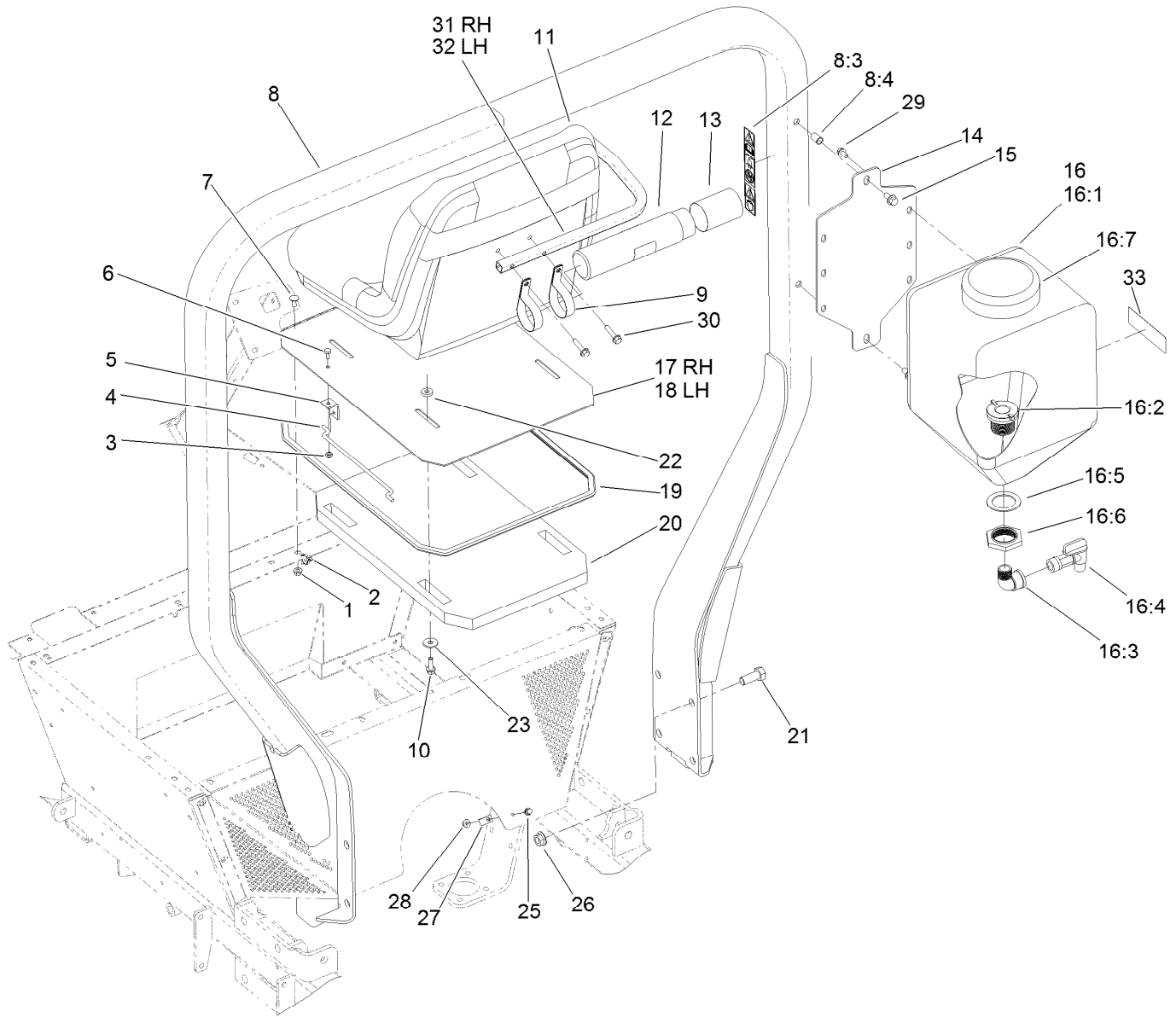
● Not serviced separately



## Seat Box Assembly (continued)

<i>Ref.</i>	<i>Part Number</i>	<i>Qty.</i>	<i>Description</i>	<i>Ref.</i>	<i>Part Number</i>	<i>Qty.</i>	<i>Description</i>
39	104-8300	2	Nut-Flange, NI	41:3	120-8568	1	Hose
40	3230-3	2	Screw-CARR	41:4	120-8567	1	Hose
41		1	Drain Hose ASM ●	41:5	106-4933	1	Hosebarb ASM
41:1	120-8566	1	Hose	41:5:1	100-8637	1	O-Ring
41:2	117-7866	1	Tee-Hosebarb	41:6	2412-3	4	Clamp-Hose

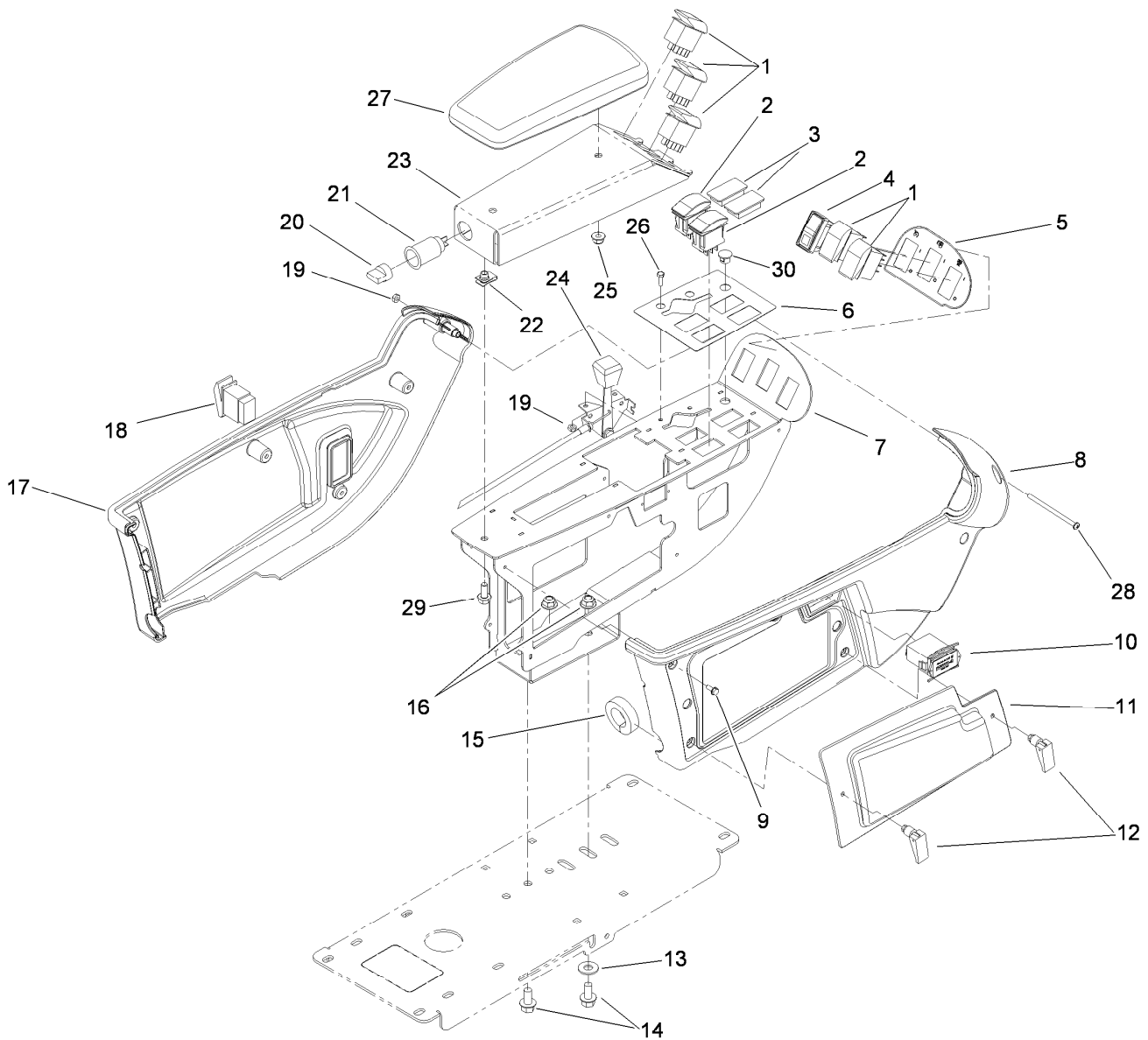
● Not serviced separately



## Roll-Over Protection System and Seat Assembly

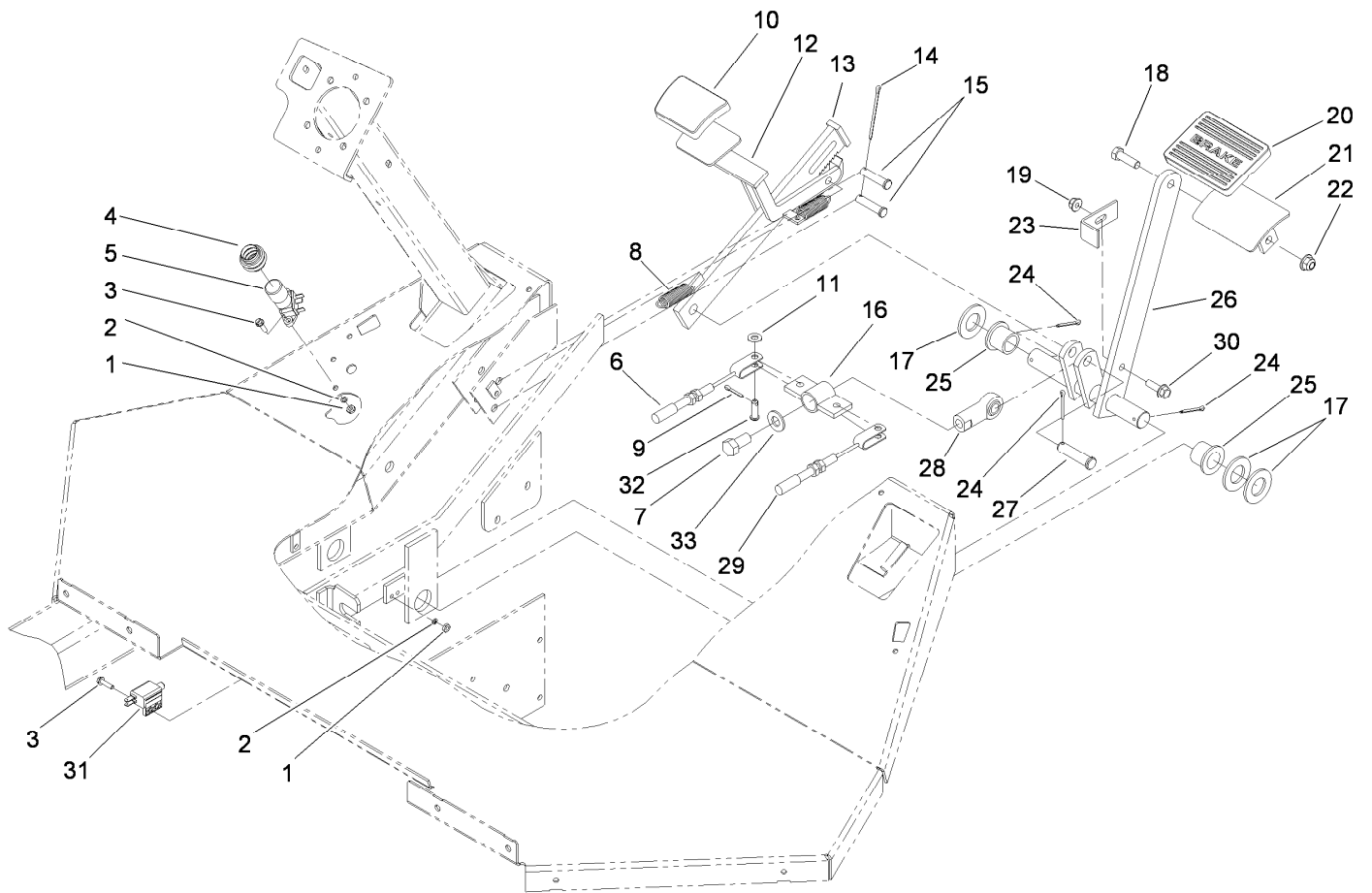
Ref.	Part Number	Qty.	Description
1	32128-20	4	Nut-HF
2	3290-379	4	Tie-Cable
3	3296-42	2	Nut-Lock, NI
4	94-7204	2	Seat Prop Rod ASM
5	94-7203	2	Bracket
6	321-3	2	Screw-HH
7	3230-23	4	Screw-CARR
8	119-0589	1	ROPS ASM
8:3	117-4955	1	Decal-Danger, ROPS (Ce)
8:4	32148-10	2	Insert-Nut
9	2412-133	2	R-Clamp
10	33104-025	8	Screw-HHF
11	112-2923	2	Seat ASM
12	104-7050	1	Tube-Manual
13	104-7048	1	Cap-Housing
14	120-0763-03	1	Plate-Fresh Water
15	3234-1	2	Screw-HHF
16	117-7901	1	Tank-Fresh Water
16:1	119-0523	1	Tank-Fresh Water
16:2	117-7998	1	Bulkhead
16:3	119-0524	1	Elbow

Ref.	Part Number	Qty.	Description
16:4	106-4925	1	Spigot-90 DEG
16:5	119-0526	1	Bulkhead-Washer
16:6	119-0525	1	Bulkhead-Nut
16:7	99-0613	1	Cap-Tank
17	108-3289-03	1	RH Seat Panel ASM
18	108-3288-03	1	LH Seat Panel ASM
19	94-7085	2	Trim
20	108-3290	2	Barrier-Noise, Seat
21	327-4	8	Screw-HH
22	7-0081	6	Washer-Flat
23	52-2861	10	Washer
25	3234-4	2	Screw-HHF
26	32128-50	8	Nut-Flange
27	2412-72	2	Clip-Closed, Insulated
28	104-7201	2	Nut-HF
29	3234-14	6	Screw-HHF
30	33104-035	4	Screw-HHF
31	119-0732-03	1	Armrest-RH
32	119-0731-03	1	Armrest-LH
33	120-0616	1	Decal-Fresh Water



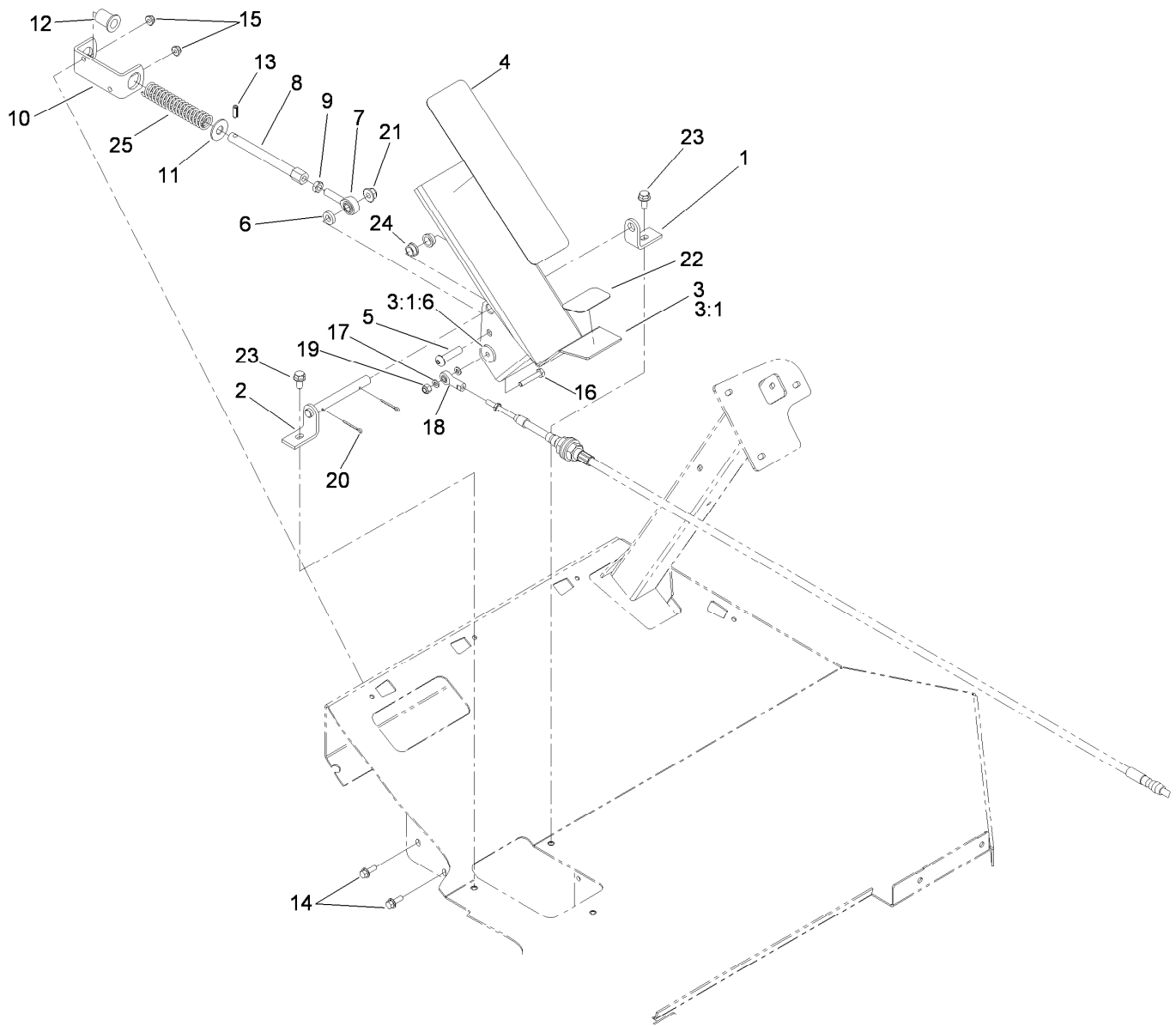
## Console Assembly

<i>Ref.</i>	<i>Part Number</i>	<i>Qty.</i>	<i>Description</i>	<i>Ref.</i>	<i>Part Number</i>	<i>Qty.</i>	<i>Description</i>
1	100-8490	5	Switch-Rocker	16	104-8301	2	Nut-Flange, NI
2	100-1535	2	Switch	17	108-7604	1	Cover-LH
3	99-7420	2	Plug-Hole	18	95-8999	1	Switch
4	104-9007	1	Switch-Rocker	19	3296-2	3	Nut-Lock, NI
5	119-0568	1	Decal-Console, Upper	20	99-7416	1	Cap
6	119-0567	1	Decal-Console, Lower	21	99-7411	1	Point-Power
7	117-0777-03	1	Panel-Arm	22	112-3306	1	Nut
8	108-7605	1	Cover-RH	23	117-0770-03	1	Front Console Arm ASM
9	32144-112	10	Screw-HWH	24	119-0564	1	Control-Throttle
10	1-513374	1	Meter-Hour	25	104-8300	2	Nut-Flange, NI
11	108-7616	1	Panel-Access	26	32105-13	2	Screw-HWH
12	74-5950	2	Latch-Swell	27	108-7602	1	Rest-Arm
13	3256-4	1	Washer-Flat	28	3250-22	1	Screw-PPH
14	3234-1	2	Screw-HHF	29	3234-47	1	Screw-HHF
15	110-8912	1	Seal-Foam	30	119-5329	1	Plug-Hole



## Brake Pedal Assembly

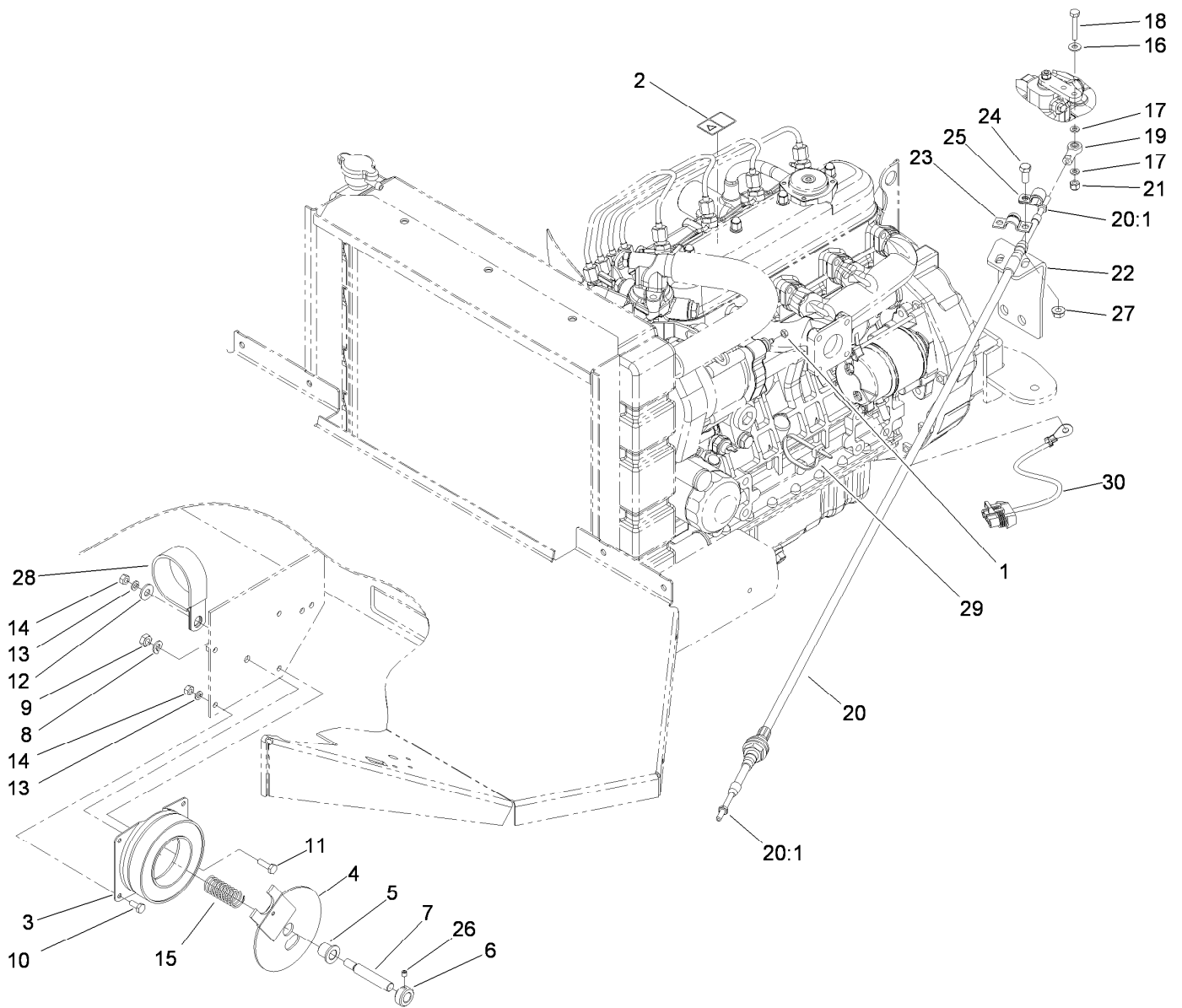
Ref.	Part Number	Qty.	Description	Ref.	Part Number	Qty.	Description
1	3217-26	4	Nut-Hex	18	323-7	1	Screw-HH
2	3253-17	4	Washer-Lock	19	104-8300	1	Nut-Flange, NI
3	32105-13	4	Screw-HWH	20	7-3900	1	Pad-Brake
4	110-5130	1	Bellow-Switch	21	100-8422-03	1	Pedal Bracket ASM
5	110-5189	1	Switch-Floor	22	104-8301	1	Nut-Flange, NI
6	119-9364	1	Cable-Brake, LH	23	93-6592-03	1	Bracket
7	3213-1	1	Screw-HH	24	3272-12	3	Pin-Cotter
8	92-0417	2	Spring-EXT	25	94-7164	2	Bearing
9	3272-10	2	Pin-Cotter	26	93-6589	1	Brake Shaft ASM
10	42719	1	Pad-Pedal	27	42195	1	Pin-Clevis
11	3256-23	2	Washer-Flat	28	522087	1	Rod-End
12	93-6599-03	1	Catch ASM	29	119-9365	1	Cable-Brake, RH
13	93-6598-03	1	Brake Strap ASM	30	3234-17	1	Screw-HHF
14	3272-53	1	Pin-Cotter	31	1-513051	1	Switch-Open, Normally
15	283-15	2	Pin-Clevis	32	283-58	2	Pin-Clevis
16	93-6595	1	Brake Equalizer ASM	33	3256-26	1	Washer-Flat
17	3256-29	3	Washer-Flat				



## Traction Pedal Assembly

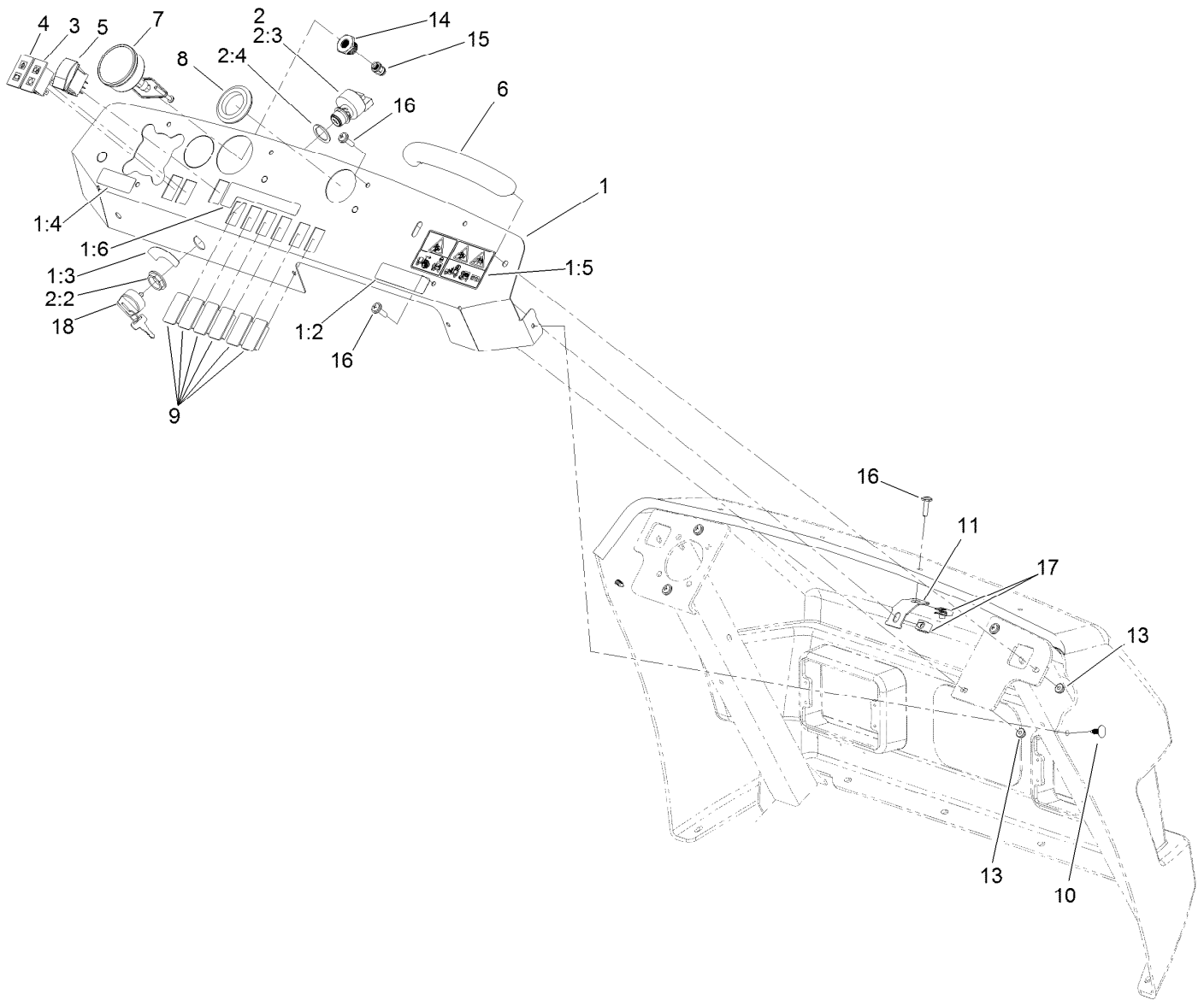
Ref.	Part Number	Qty.	Description	Ref.	Part Number	Qty.	Description
1	92-0450-03	1	Bracket-Pin	13	32121-11	1	Pin-Roll
2	92-0448	1	Pivot Pin ASM	14	3234-4	2	Screw-HHF
3	106-5247-03	1	Traction Pedal ASM	15	104-7201	2	Nut-HF
3:1		1	Traction Pedal ●	16	321-9	1	Screw-HH
3:1:6	106-5248	1	Spacer	17	33093-00	2	Washer-Flat
4	71-0440	1	Abrasive-Pedal	18	2411-41	1	Rod End-Ball Joint
5	95-3857	1	Screw-HSBH	19	3296-42	1	Nut-Lock, NI
6	80-7730	1	Spacer	20	3272-7	2	Pin-Cotter
7	2411-36	1	Bearing-End, Rod	21	104-8301	1	Nut-Flange, NI
8	92-7609	1	Shaft-Spring	22	71-0450	1	Abrasive-Pedal, Rear
9	3220-3	1	Nut-HJ	23	3234-14	2	Screw-HHF
10	92-7608-03	1	Bracket-Spring	24	256-156	2	Bushing-Flange
11	3256-5	1	Washer-Flat	25	84-9100	1	Spring
12	92-7610	1	Retainer-Spring				

● Not serviced separately



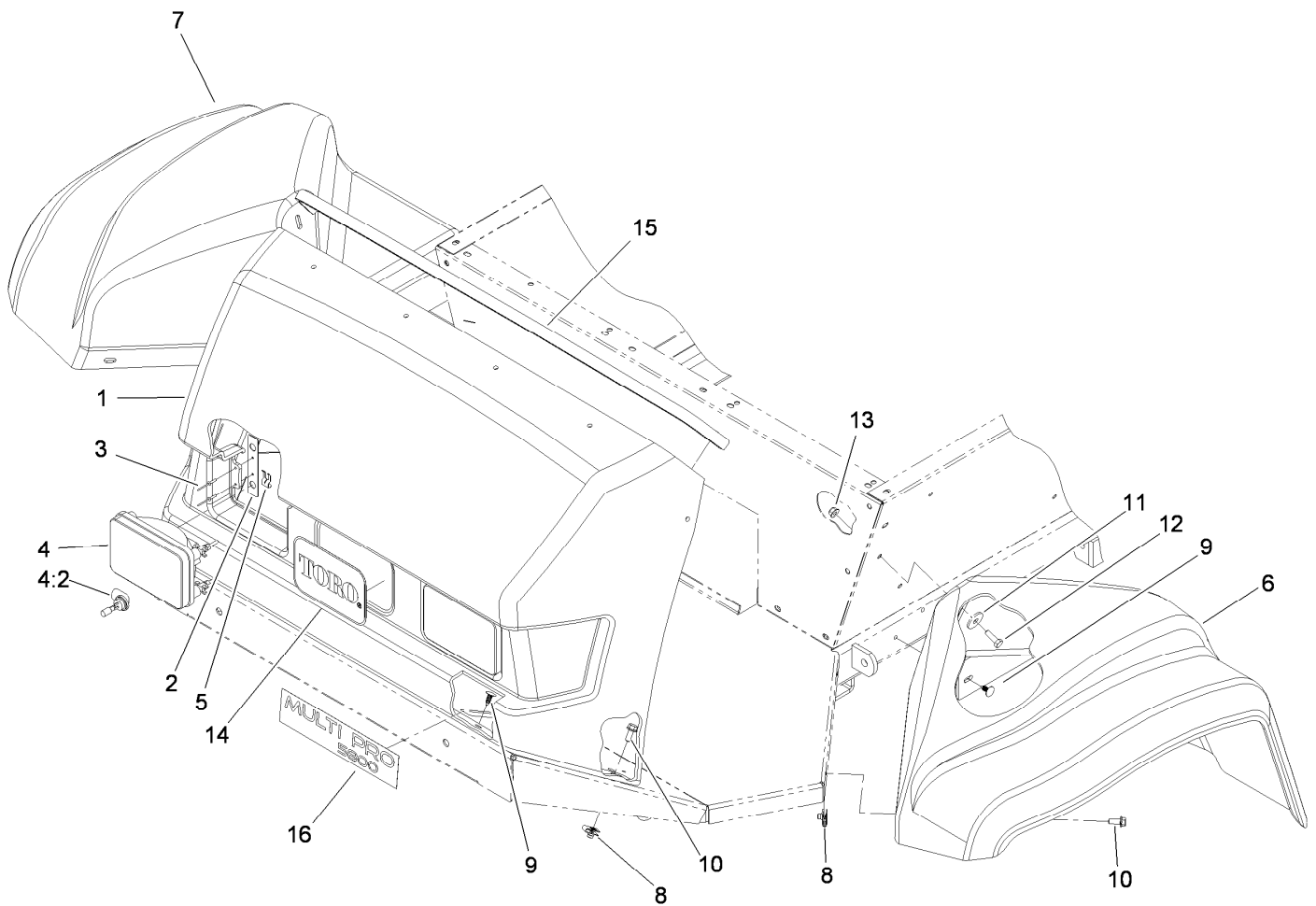
## Accelerator Assembly

Ref.	Part Number	Qty.	Description	Ref.	Part Number	Qty.	Description
1	33013-00	1	Nut-Hex	17	33093-00	2	Washer-Flat
2	106-5517	1	Decal-Warning, Hot Surface	18	321-9	1	Screw-HH
3	42-1720	1	Field Core Coil ASM	19	2411-41	1	Rod End-Ball Joint
4	43-6110-03	1	Plate-Clutch	20	106-5233	1	Cable-Traction
5	256-273	1	Bushing-Flange	20:1	3220-1	2	Nut-Jam
6	43-6320	1	Collar	21	3296-42	1	Nut-Lock, NI
7	69-9170	1	Shaft-Cruise	22	119-9359	1	Bracket-Cable, Rear
8	3253-5	1	Washer-Lock	23	93-2092	1	Clamp-Cable
9	3217-7	1	Nut-Hex	24	322-3	2	Screw-HH
10	321-3	3	Screw-HH	25	2412-93	1	Clamp-R
11	321-5	1	Screw-HH	26	3245-32	1	Screw-HSH
12	3256-3	1	Washer-Flat	27	32128-20	2	Nut-HF
13	3253-3	4	Washer-Lock	28	2412-102	1	Clamp-R
14	3217-5	4	Nut-Hex	29	3290-378	1	Tie-Cable
15	43-6200	1	Spring-Compression	30	99-3441	1	Harness-Wire, Fusible Link
16	3256-22	1	Washer-Flat				



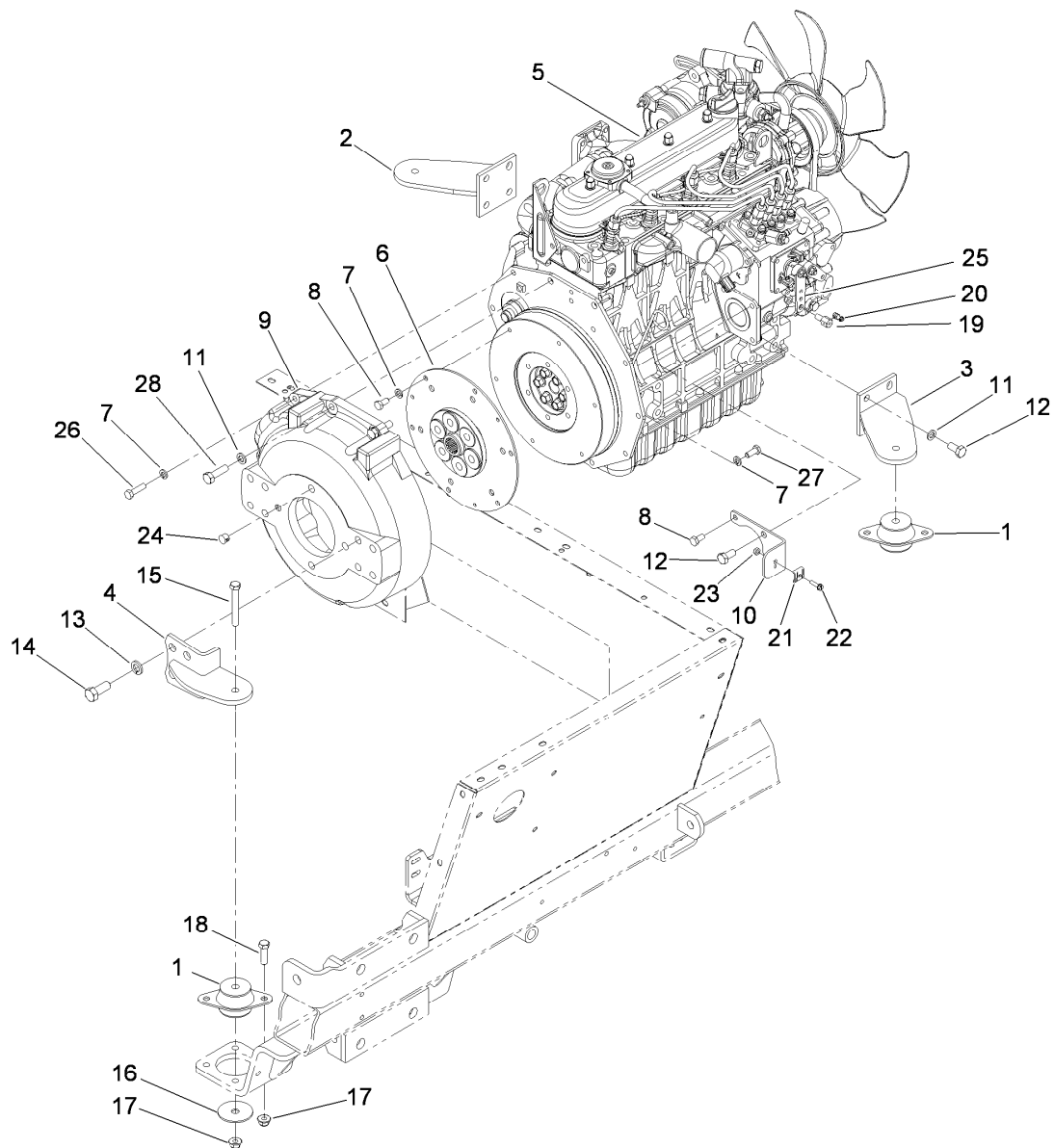
## Dash Assembly

<i>Ref.</i>	<i>Part Number</i>	<i>Qty.</i>	<i>Description</i>	<i>Ref.</i>	<i>Part Number</i>	<i>Qty.</i>	<i>Description</i>
1	120-8529	1	Dash Panel ASM	5	100-1535	1	Switch
1:1	117-2718	1	Decal-Arrester, Spark	6	117-4948	1	Handle-Grab
1:2	119-6035	1	Decal-Ignition Switch	7	120-8546	1	Gauge-Pressure
1:3	107-8722	1	Decal-Instructions, Parking Brake	8	40764	1	Grommet
1:4	120-0624	1	Decal-Warning, Passenger	9	99-7420	6	Plug-Hole
1:5	120-0759	1	Decal-Switch	10	117-2382	2	Plug-Plastic
2	106-5269	1	Ignition Switch ASM	11	117-0735	4	Bracket-Hood
2:1	108-8660	1	Nut-Mounting	13	104-7201	4	Nut-HF
2:2	106-5270	1	Ignition Key Set	14	100-8665	1	Reducer-Gauge, Pressure
2:3	108-8659	1	Washer-Backup	15	100-8667	1	Coupler-Reducer
3	100-8071	1	Lamp-Warning	16	110-9361	10	Screw-PPH, Sems
4	100-8070	1	Lamp-Warning	17	107069	8	Clip
				18	106-5270	1	Ignition Key Set



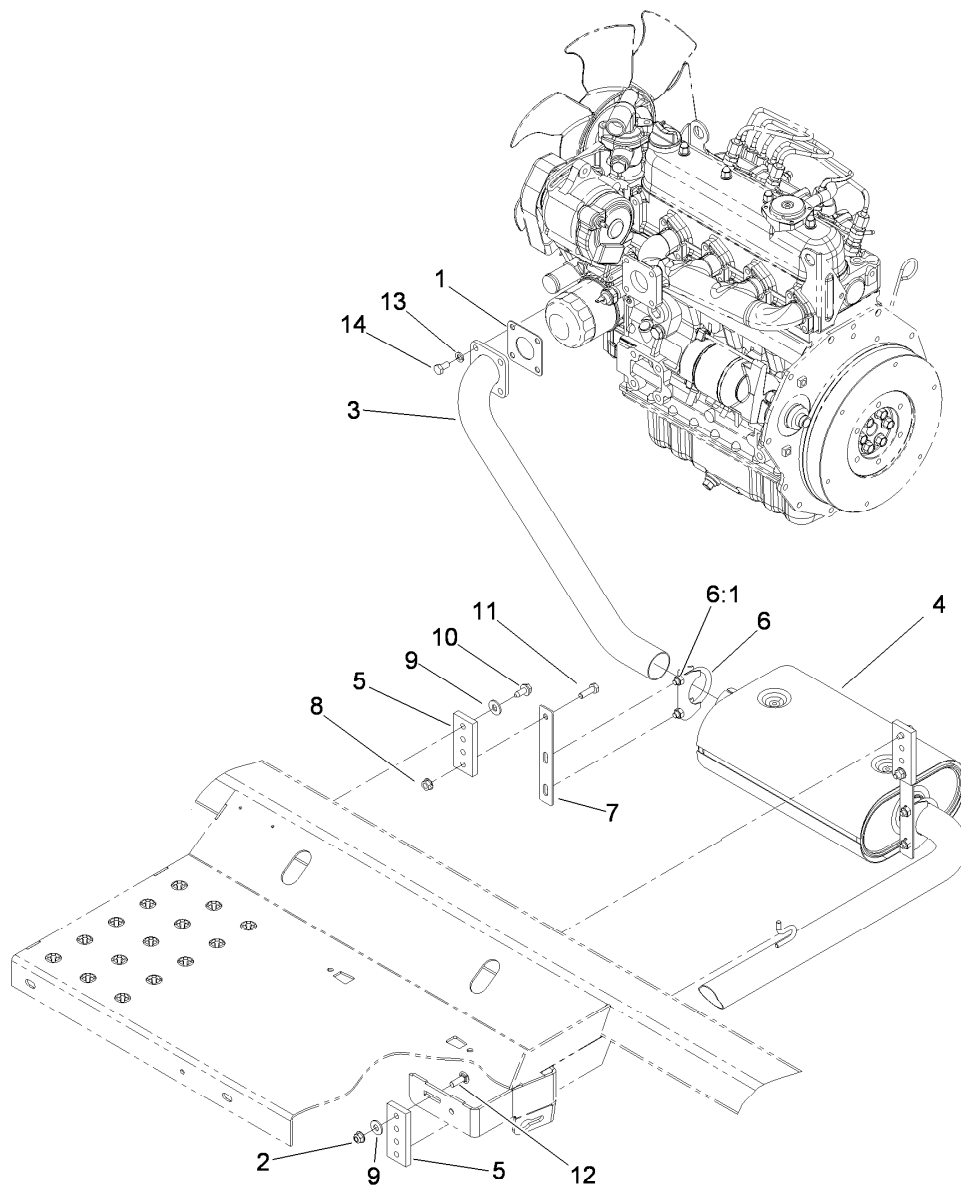
## Dash, Fender and Headlight Assembly

<i>Ref.</i>	<i>Part Number</i>	<i>Qty.</i>	<i>Description</i>	<i>Ref.</i>	<i>Part Number</i>	<i>Qty.</i>	<i>Description</i>
1	117-0793	1	Hood	9	117-2382	8	Plug-Plastic
2	117-5832	4	Bracket-Headlight	10	3234-47	6	Screw-HHF
3	3290-274	8	Rivet-Pop	11	63-8410	2	Washer
4	114-8322	2	Headlight	12	322-5	2	Screw-HH
4:2	115-2395	1	Light Bulb ASM	13	104-8300	2	Nut-Flange, NI
5	115-2408	6	Clip-Speed	14	62-5550	1	Decal
6	119-0417	1	Fender-Full, LH	15	119-0504	1	Trim-Hood
7	119-0418	1	Fender-Full, RH	16	119-5041	1	Decal
8	94-2413	6	U-Nut				



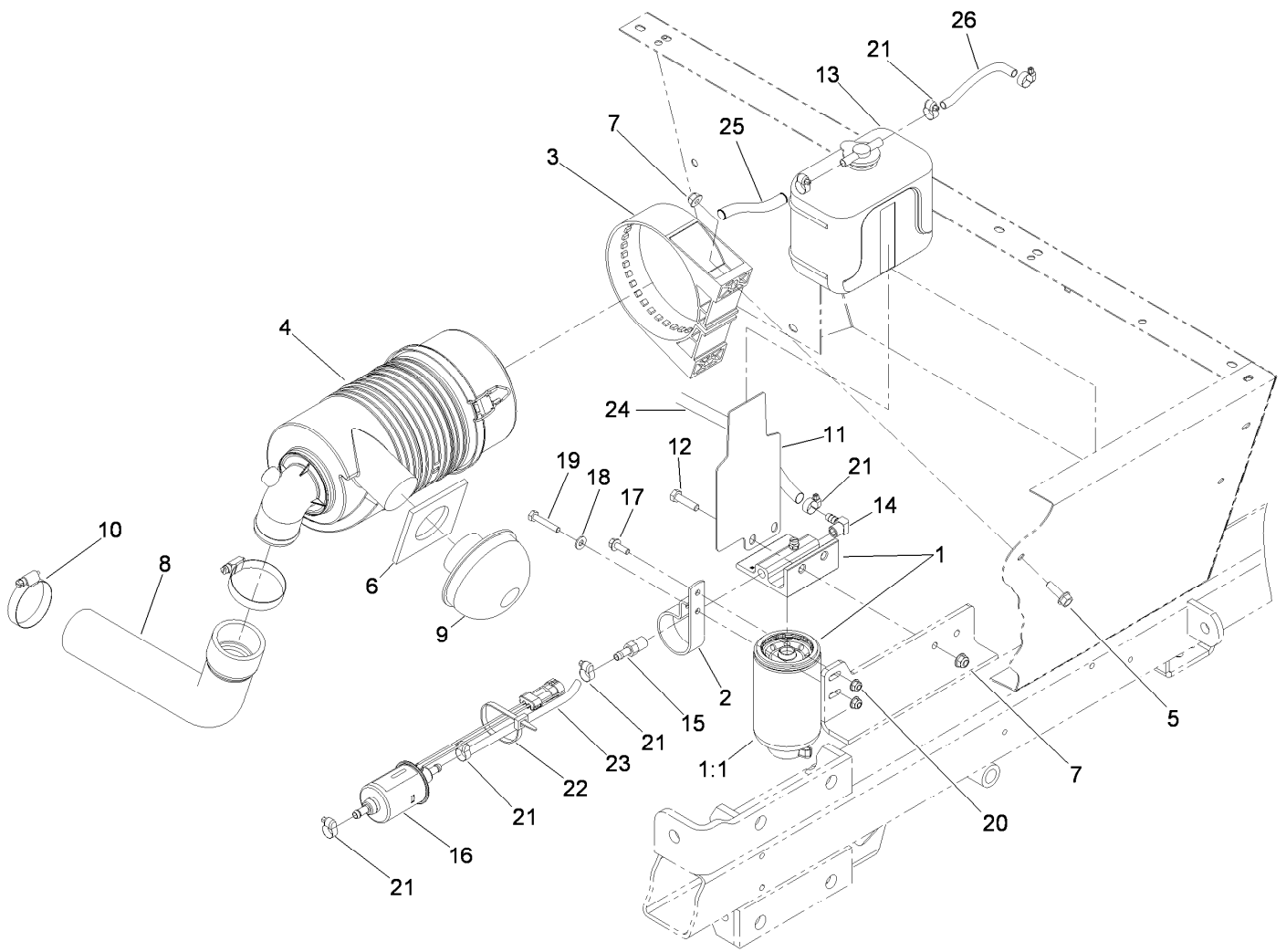
## Engine Mounting Assembly

<i>Ref.</i>	<i>Part Number</i>	<i>Qty.</i>	<i>Description</i>	<i>Ref.</i>	<i>Part Number</i>	<i>Qty.</i>	<i>Description</i>
1	53-9680	4	Mount-Engine	15	323-13	4	Screw-HH
2	117-0667-03	1	LH Bracket ASM	16	87-5100	4	Washer-Snubbing
3	117-0666-03	1	RH Bracket ASM	17	104-8301	12	Nut-Flange, NI
4	117-0669-03	2	Rear Mount Bracket ASM	18	323-7	8	Screw-HH
5	112-7870	1	Engine-Kubota, Diesel	19	98-9311	1	Swivel-Throttle
6	92-0285	1	Coupling ASM	20	112-9919	1	Stop-Cable, Throttle
7	3253-4	14	Washer-Lock	21	81-1690	1	Clamp-Cable
8	33114-016	7	Screw-HH	22	32105-13	1	Screw-HWH
9	105-0100	1	Flywheel Housing ASM	23	3296-2	1	Nut-Lock, NI
10	110-9009-03	1	Bracket-Cable, Throttle	24	119-6039	2	Plug-Plastic
11	48-9590	10	Washer-Lock	25	3296-20	1	Nut-Lock, NI
12	63-7790	9	Screw-Cap	26	33114-030	6	Screw-HH
13	3253-7	8	Washer-Lock	27	33114-020	2	Screw-HH
14	325-5	8	Screw-HH	28	56-2140	2	Screw-HH



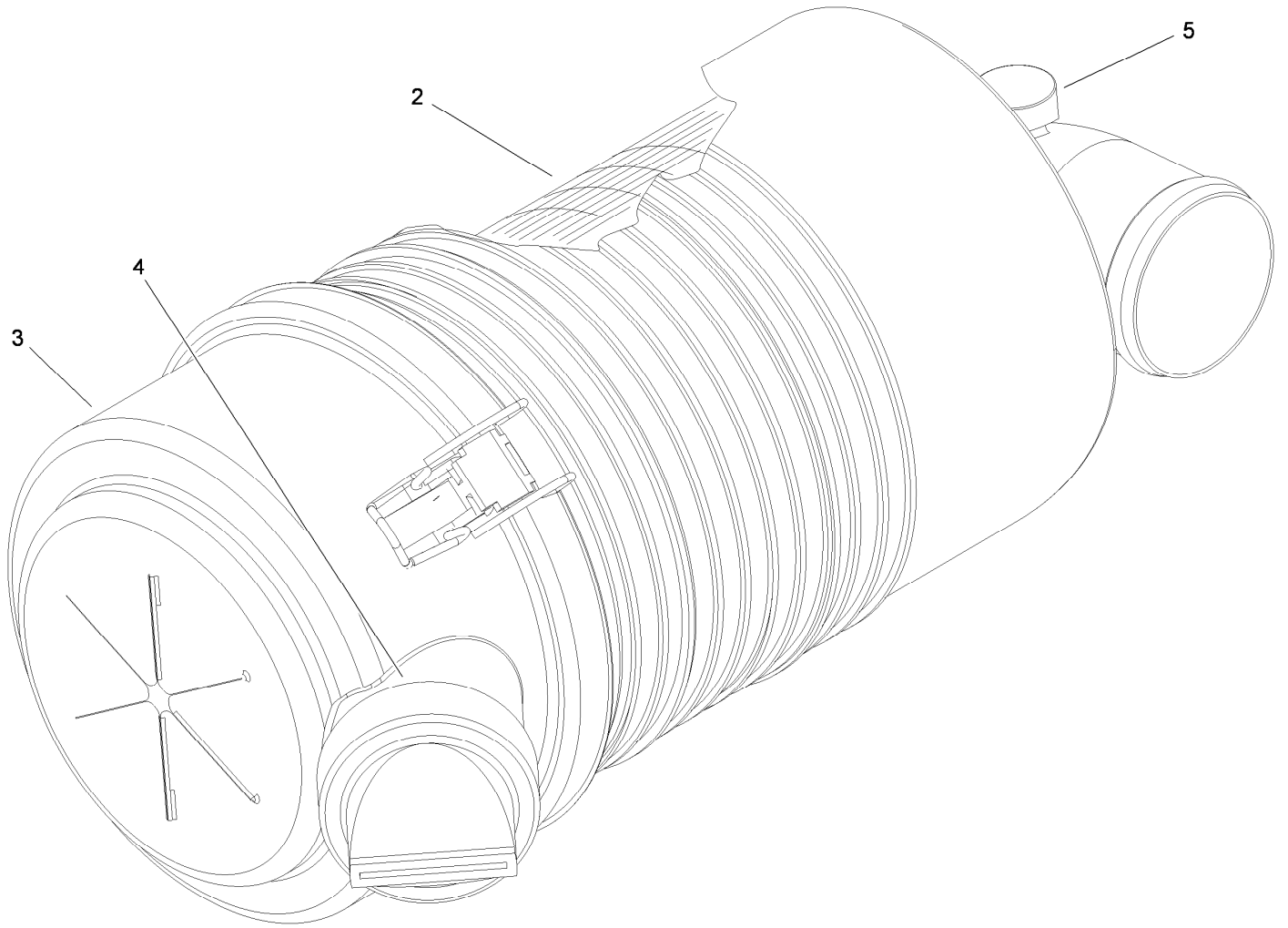
## Exhaust System Assembly

<i>Ref.</i>	<i>Part Number</i>	<i>Qty.</i>	<i>Description</i>
1	99-8343	1	Gasket-Muffler
2	104-8300	1	Nut-Flange, NI
3	117-7950	1	Manifold-Exhaust
4	117-7951	1	Muffler ASM
5	117-0744	3	Hanger-Muffler
6	2112-6	2	Clamp-Muffler
6:1	3218-2	2	Nut-Jam
7	119-0503	2	Hanger-Muffler
8	32128-25	2	Nut-HF
9	3256-3	3	Washer-Flat
10	32144-70	2	Screw-HWHTF
11	322-5	2	Screw-HH
12	3230-22	1	Screw-CARR
13	3253-4	4	Washer-Lock
14	33114-016	4	Screw-HH



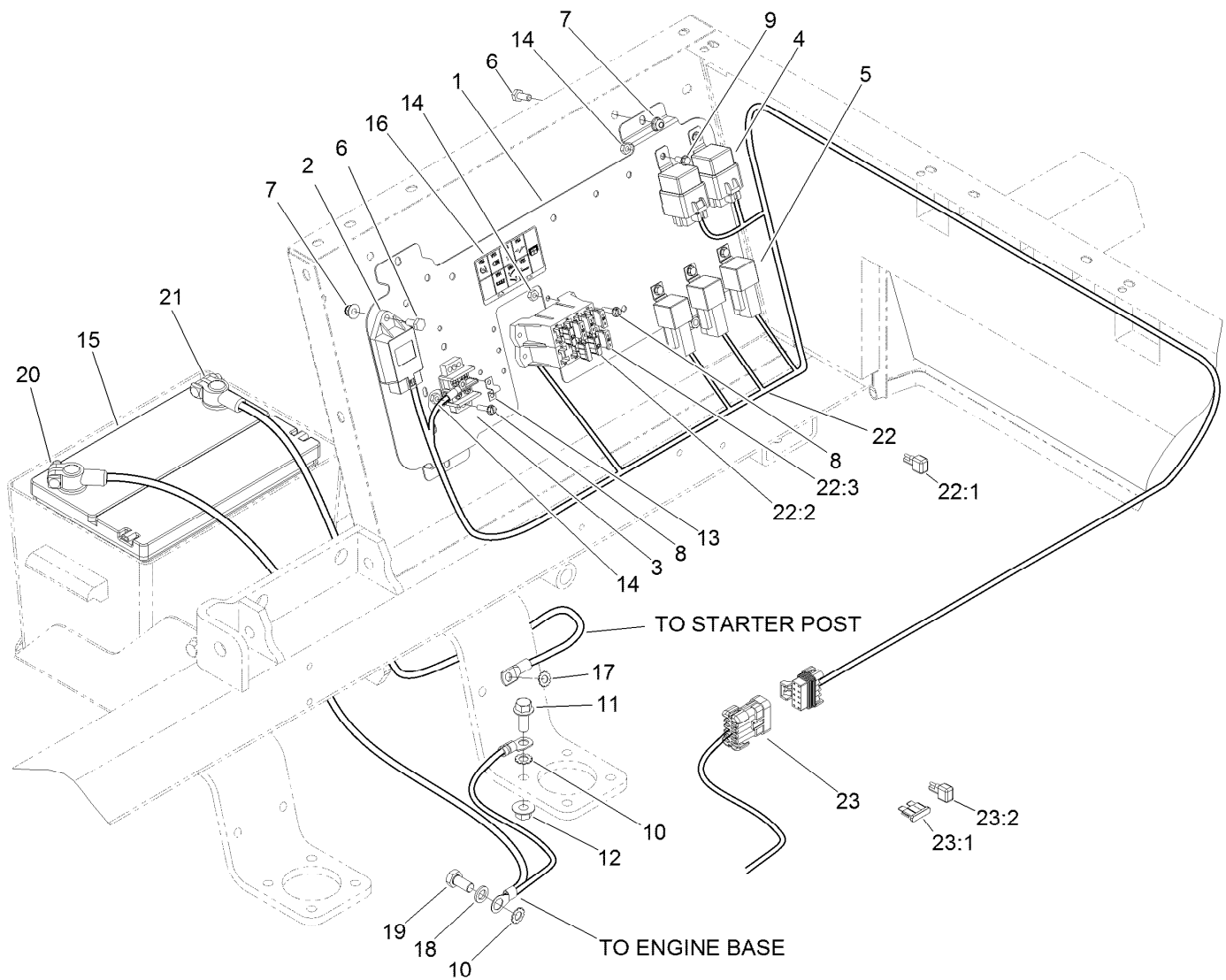
## Air Cleaner and Reservoir Assembly

Ref.	Part Number	Qty.	Description	Ref.	Part Number	Qty.	Description
1	110-9044	1	Seperator Filter ASM	14	353-781	1	Fitting-Elbow
1:1	110-9049	1	Filter-Spin On	15	353-783	1	Fitting-Straight
2	110-8817	1	Bracket-Pump, Fuel	16	110-8806	1	Pump-Fuel
3	98-4525	1	Bracket-Cleaner, Air	17	3234-4	1	Screw-HHF
4	106-5277	1	Air Cleaner ASM	18	3256-22	1	Washer-Flat
5	3234-17	2	Screw-HHF	19	321-9	1	Screw-HH
6	94-7280	1	Seal-Foam, Air Cleaner	20	104-7201	2	Nut-HF
7	104-8300	4	Nut-Flange, NI	21	2412-108	9	Clamp-Worm
8	106-5241	1	Hose-Cleaner, Air	22	3290-378	1	Tie-Cable
9	27-7180	1	Cap ASM	23	110-0462	1	Hose-Fuel
10	2412-130	2	Clamp-Hose	24	110-4107	1	Hose-Fuel
11	110-5091-03	1	Bracket-Reservoir	25	109-0309	1	Hose-Fuel
12	322-6	2	Screw-HH	26	106-1126	1	Hose-Fuel
13	104-9318	1	Overflow Bottle ASM				



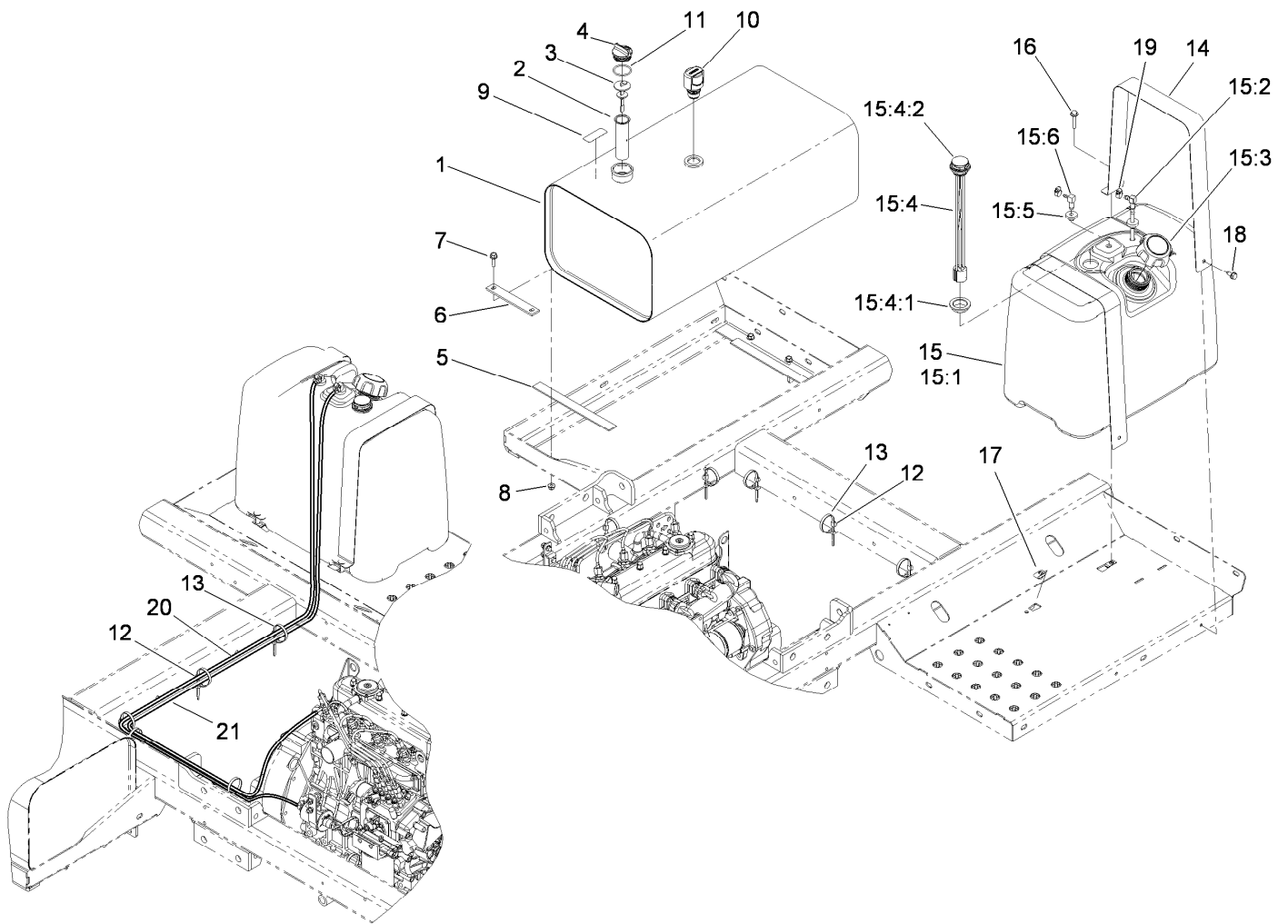
## Air Cleaner Assembly No. 106-5277

<i>Ref.</i>	<i>Part Number</i>	<i>Qty.</i>	<i>Description</i>
2	108-3810	1	Filter-Air
3	98-9771	1	Cover ASM
4	87-9400	1	Valve-Vacuator
5	285-17	1	Plug-Pipe



## Electrical Assembly

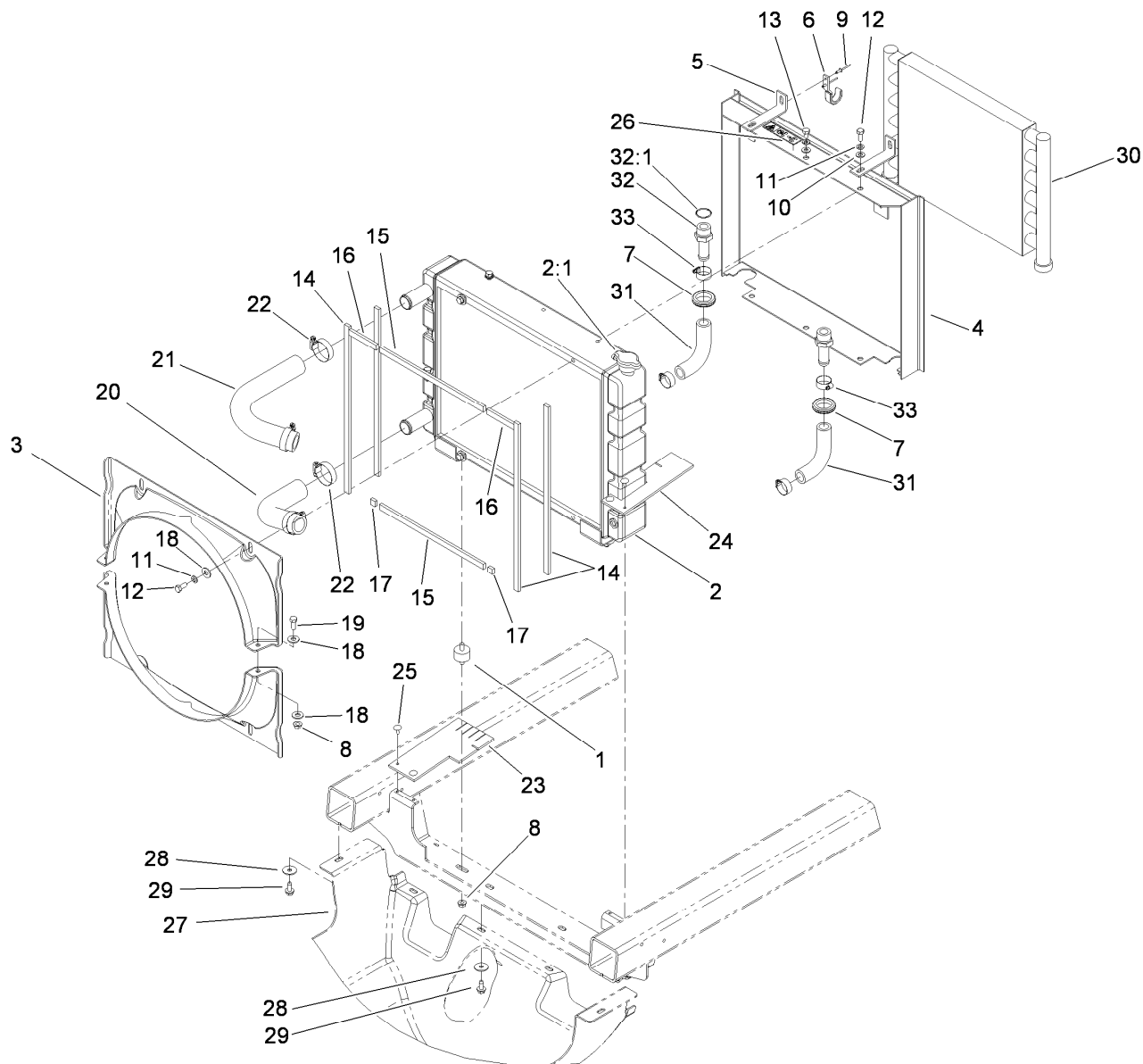
Ref.	Part Number	Qty.	Description	Ref.	Part Number	Qty.	Description
1	108-3286-01	1	Panel-Electrical	15	106-5190	1	Battery
2	98-7611	1	Controller-Glow	16	119-5046	1	Decal-Fuses, Ce
3	42862	1	Block-Terminal, Ground	17	3255-8	1	Washer-Lock
4	99-7430	2	Relay	18	48-9590	1	Washer-Lock
5	99-7435	3	Relay-Power	19	63-7790	1	Screw-Cap
6	321-3	5	Screw-HH	20	120-0615	1	Cable-Battery, Negative
7	104-7201	5	Nut-HF	21	105-0114	1	Cable-Battery, Positive
8	32105-13	6	Screw-HWH	22	119-1794	1	Harness-Front
9	3290-321	5	Screw-HWH	22:1	100-4918	3	Diode-Over Molded
10	3255-9	2	Washer-Lock	22:2	218-578	2	Fuse-Blade, 10 Amp
11	3234-11	1	Screw-HHF	22:3	109355	5	Fuse-Blade, 15 Amp
12	32128-43	1	Nut-Flange	23	119-1795	1	Harness-Rear
13	42863	1	Strip-Jumper	23:1	110928	6	Fuse-Blade, 5 Amp
14	3296-2	11	Nut-Lock, NI	23:2	100-4918	7	Diode-Over Molded



## Fuel System Assembly

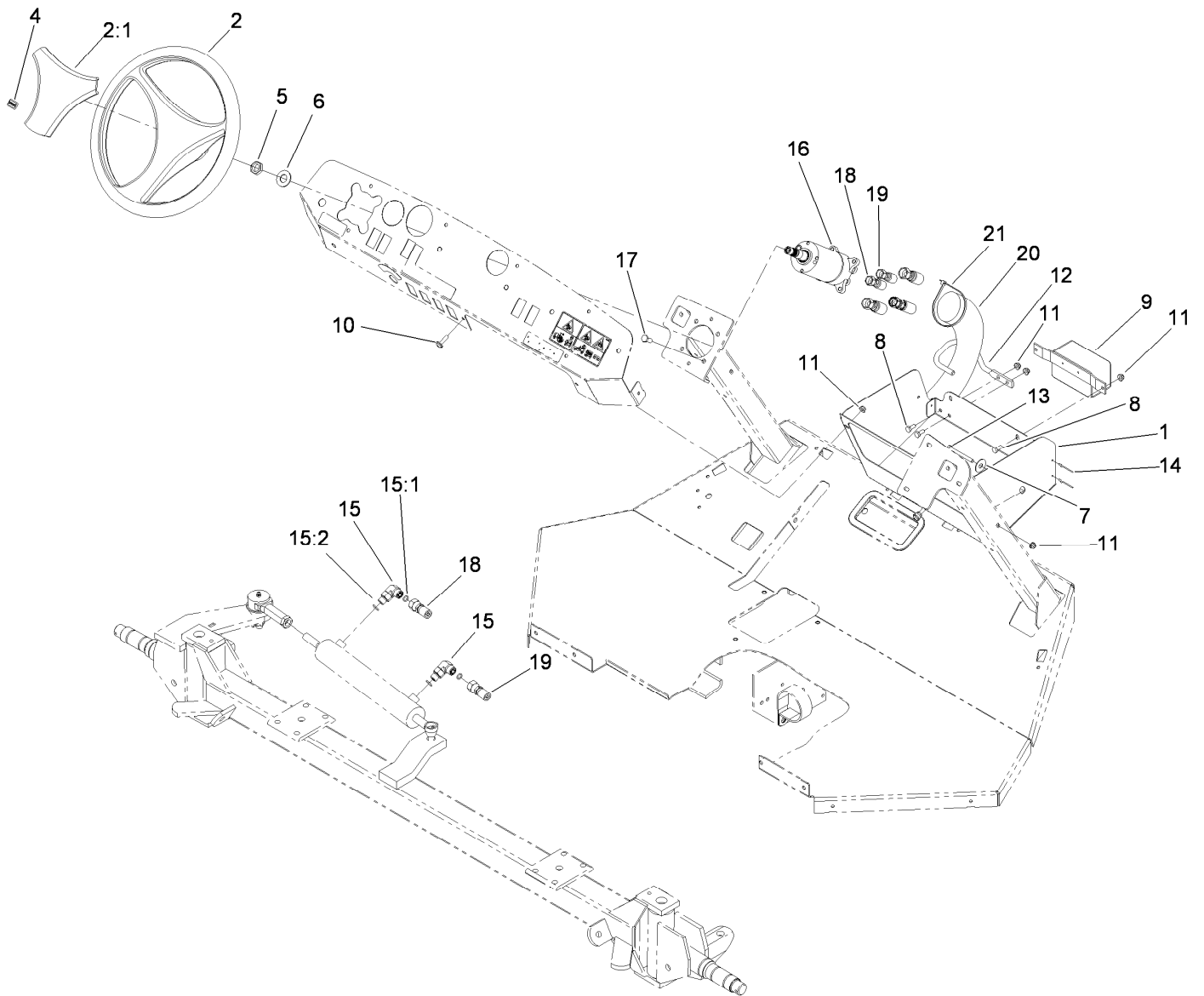
Ref.	Part Number	Qty.	Description	Ref.	Part Number	Qty.	Description
1	117-0719	1	Tank-Hydraulic, Steel	15:1	117-5869	1	Tank-Fuel
2	92-1705	1	Filter-Screen	15:2	117-5866	1	Standpipe
3	105-2812	1	Dipstick	15:3	117-5894	1	Fuel Cap ASM
4	93-7498	1	Plug-Plastic	15:4	119-0507	1	Gauge-Fuel
5	41995	2	Strip-Armflex	15:4:1	119-0508	1	Seal
6	94-7068-03	2	Strap-Hold Down	15:4:2	117-8404	1	Dial-Gauge
7	3234-17	4	Screw-HHF	15:5	46-6560	2	Bushing
8	104-8300	4	Nut-Flange, NI	15:6	104-5228	1	Fitting-Elbow, 90 DEG
9	93-6686	1	Decal-Oil, HYD	16	115-1794	2	Screw-HHF
10	115-9793	1	Breather	17	94-2413	2	U-Nut
11	237-101	1	O-Ring	18	32144-70	2	Screw-HWHTF
12	32180-030	6	Clip-Tie	19	2412-108	2	Clamp-Worm
13	3290-378	8	Tie-Cable	20	119-0577	1	Hose-Fuel
14	117-5867	2	Strap-Tank, Fuel	21	110-5688	1	Hose-Fuel
15		1	Fuel Tank ASM ●				

● Not serviced separately



## Radiator and Shroud Assembly

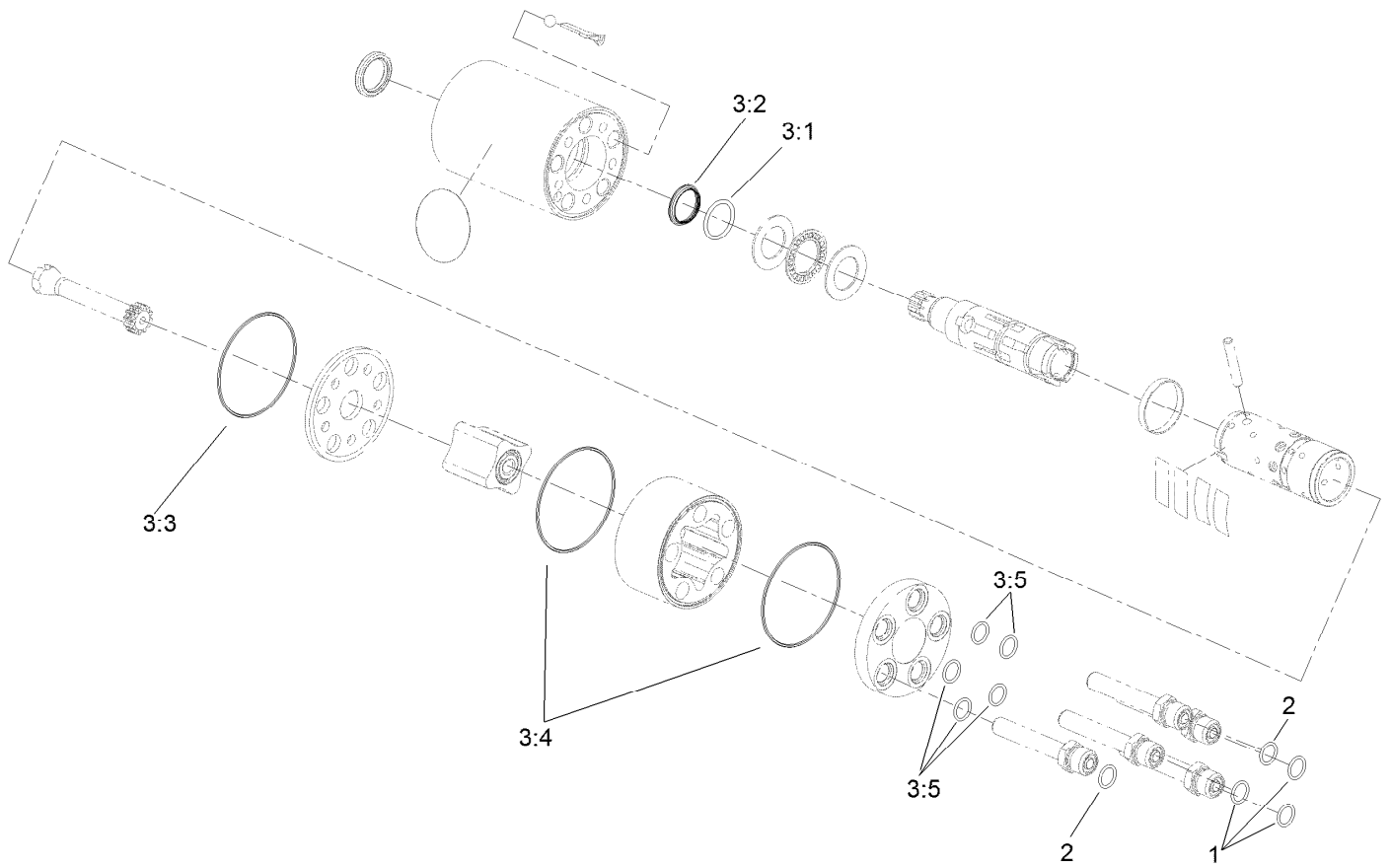
Ref.	Part Number	Qty.	Description	Ref.	Part Number	Qty.	Description
1	62-5480	2	Isolator-Seat	18	3256-56	8	Washer-Flat
2	106-5291	1	Radiator	19	322-4	2	Screw-HH
2:1	114-9593	1	Cap-Radiator	20	119-4992	1	Hose-Radiator
3	106-5290	2	Shroud-Fan	21	106-5239	1	Hose-Radiator, Upper
4	106-5180-03	1	Radiator Shroud ASM	22	2412-111	4	Clamp
5	106-5185	2	Brace-Radiator	23	119-5036	1	Baffle-Heat, LH
6	75-0930	2	Hook-Mount, Cooler	24	119-5037	1	Baffle-Heat, RH
7	240-3	2	Grommet-Rubber	25	3269-18	4	Rivet-Pop
8	32128-20	4	Nut-HF	26	120-0627	1	Decal-Warning
9	3269-15	4	Rivet-Pop	27	119-9393	1	Shield-Front Heat, Engine
10	3256-23	6	Washer-Flat	28	3256-82	6	Washer-Flat
11	3253-4	10	Washer-Lock	29	32144-70	6	Screw-HWHTF
12	322-3	6	Screw-HH	30	94-7007	1	Oil Cooler ASM
13	322-1	4	Screw-HH	31	106-5293	2	Hose-Cooler, Oil
14	107-8675	4	Seal-Foam	32	112-7835	2	Fitting-Straight
15	107-8676	2	Seal-Foam	32:1	237-81	1	O-Ring
16	107-8677	2	Seal-Foam	33	2412-34	4	Clamp-Hose
17	107-8678	2	Seal-Foam				



## Steering Valve and Storage Box Assembly

Ref.	Part Number	Qty.	Description
1	119-0431	1	Compartment-Storage, Middrop
2	98-1471	1	Wheel-Steering
2:1	98-1468	1	Cover-Wheel, Steering
4	98-1459	1	Decal
5	110-8816	1	Nut-Hex
6	3256-27	1	Washer-Flat
7	52-2860	1	Washer
8	321-3	4	Screw-HH
9	104-9104	1	Module-Valve, Pwm
10	110-9361	2	Screw-PPH, Sems
11	104-7201	7	Nut-HF

Ref.	Part Number	Qty.	Description
12	119-4853	1	Guide-Hose
13	321-15	1	Screw-HH
14	3269-32	3	Rivet-Pop
15	340-77	2	Fitting-HYD, 90 DEG
15:1	237-22	1	O-Ring
15:2	237-42	1	O-Ring
16	117-0707	1	Steering Valve ASM
17	33114-020	4	Screw-HH
18	117-0717	1	Hose ASM
19	117-0688	1	Hose ASM
20	106-6713	2	Cover-Lines, Steering
21	3290-379	7	Tie-Cable

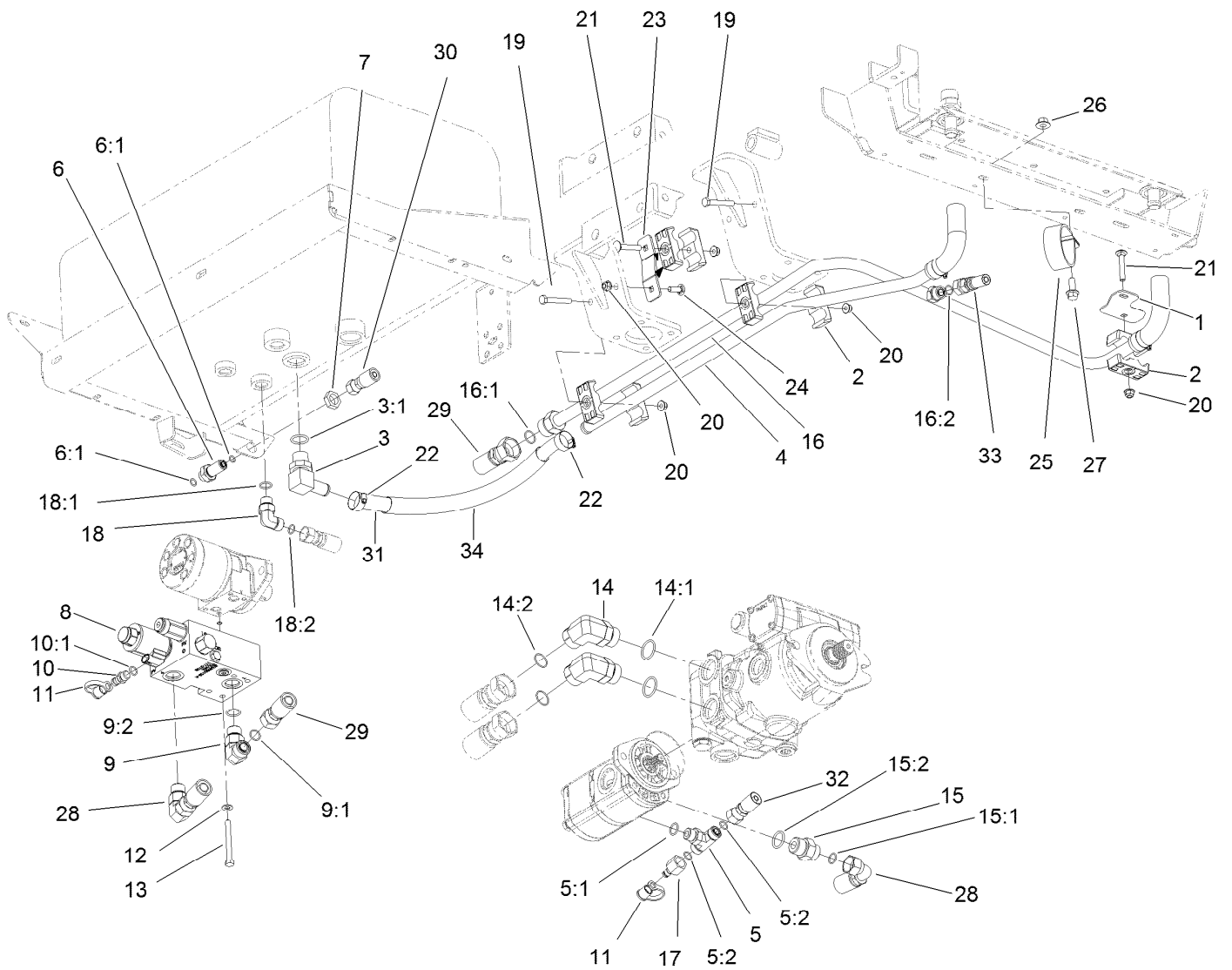


## Steer Valve Assembly No. 117-0707

Ref.	Part Number	Qty.	Description
1	237-21	3	O-Ring ●
2	237-22	2	O-Ring ■
3	106-6716	1	Seal Kit ●
3:1		1	Ring-Seal, Dust ■
3:2		1	Seal-Shaft ■
3:3		1	O-Ring ■
3:4		2	O-Ring ■
3:5		5	O-Ring ■

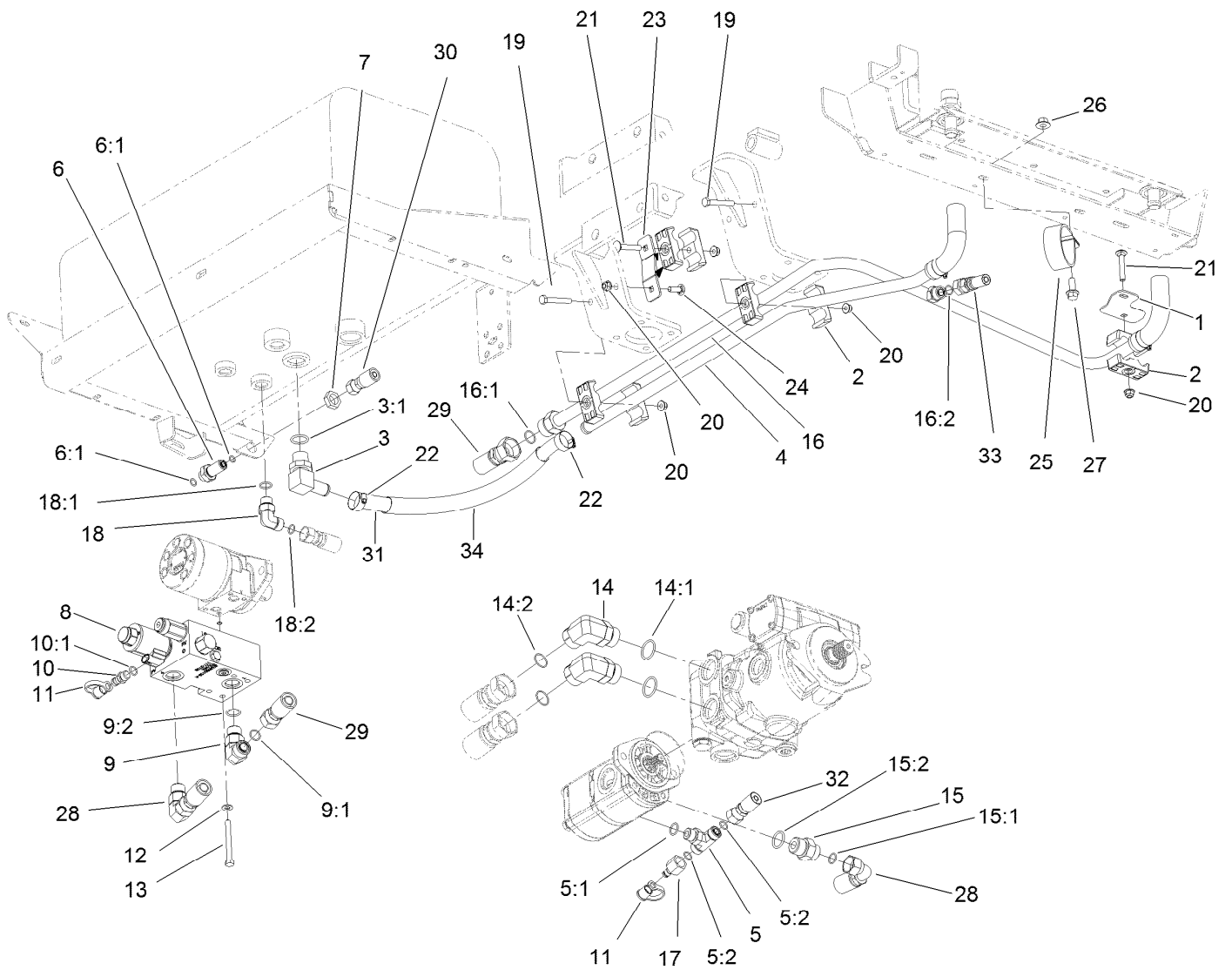
● Not illustrated

■ Not serviced separately



## Hydraulic Pump and Filter Assembly

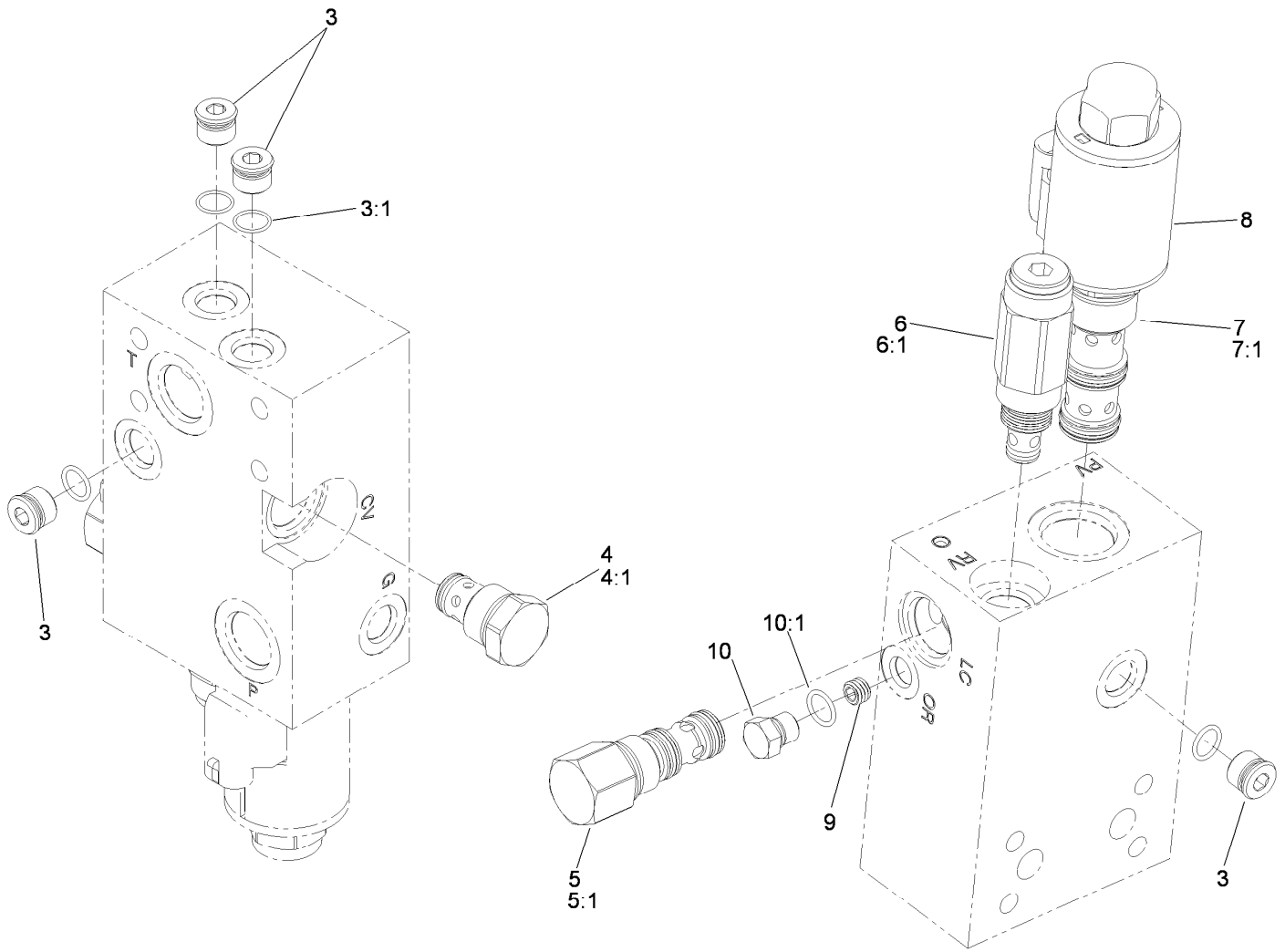
Ref.	Part Number	Qty.	Description	Ref.	Part Number	Qty.	Description
1	117-0723	1	Plate-Mount, Tube Clamp	14	340-129	2	Fitting-HYD, 90 DEG
2	94-8105	10	Clamp-Tube	14:1	237-146	1	O-Ring
3	353-987	1	Fitting-HYD, 90 DEG (Barbed)	14:2	340-65	1	O-Ring
3:1	237-81	1	O-Ring	15	340-8	1	Adapter
4	117-0693	1	Hydraulic Tube	15:1	237-65	1	O-Ring
5	340-157	1	Fitting-HYD, Tee	15:2	237-81	1	O-Ring
5:1	237-79	1	O-Ring	16	117-0720	1	Tube ASM
5:2	237-30	2	O-Ring	16:1	237-58	1	O-Ring
6	340-71	1	Fitting-Straight, Bulkhead	16:2	237-30	1	O-Ring
6:1	237-22	2	O-Ring	17	100-5616	1	Fitting
7	340-70	1	Nut-Lock	18	340-98	1	Fitting-HYD, 90 DEG
8	117-0708	1	Pump Control Valve ASM	18:1	237-79	1	O-Ring
9	340-17	2	Fitting-HYD, 90 DEG	18:2	237-30	1	O-Ring
9:1	237-65	1	O-Ring	19	322-11	2	Screw-HH
9:2	237-80	1	O-Ring	20	104-8300	7	Nut-Flange, NI
10	59-7410	1	Fitting-Diagnostic	21	3230-6	3	Screw-CARR
10:1	237-42	1	O-Ring	22	2412-129	2	Clamp-Hose
11	354-79	2	Cap-Dust	23	117-0689	2	Plate-Mount, Tube Clamps
12	3256-23	4	Washer-Flat	24	3230-22	2	Screw-CARR
13	322-14	4	Screw-HH	25	2412-102	1	Clamp-R
				26	32128-43	1	Nut-Flange



## Hydraulic Pump and Filter Assembly (continued)

Ref.	Part Number	Qty.	Description
27	3234-11	1	Screw-HHF
28	117-0680	1	Hose ASM
29	117-0682	1	Hose ASM
30	119-0583	1	Hose ASM

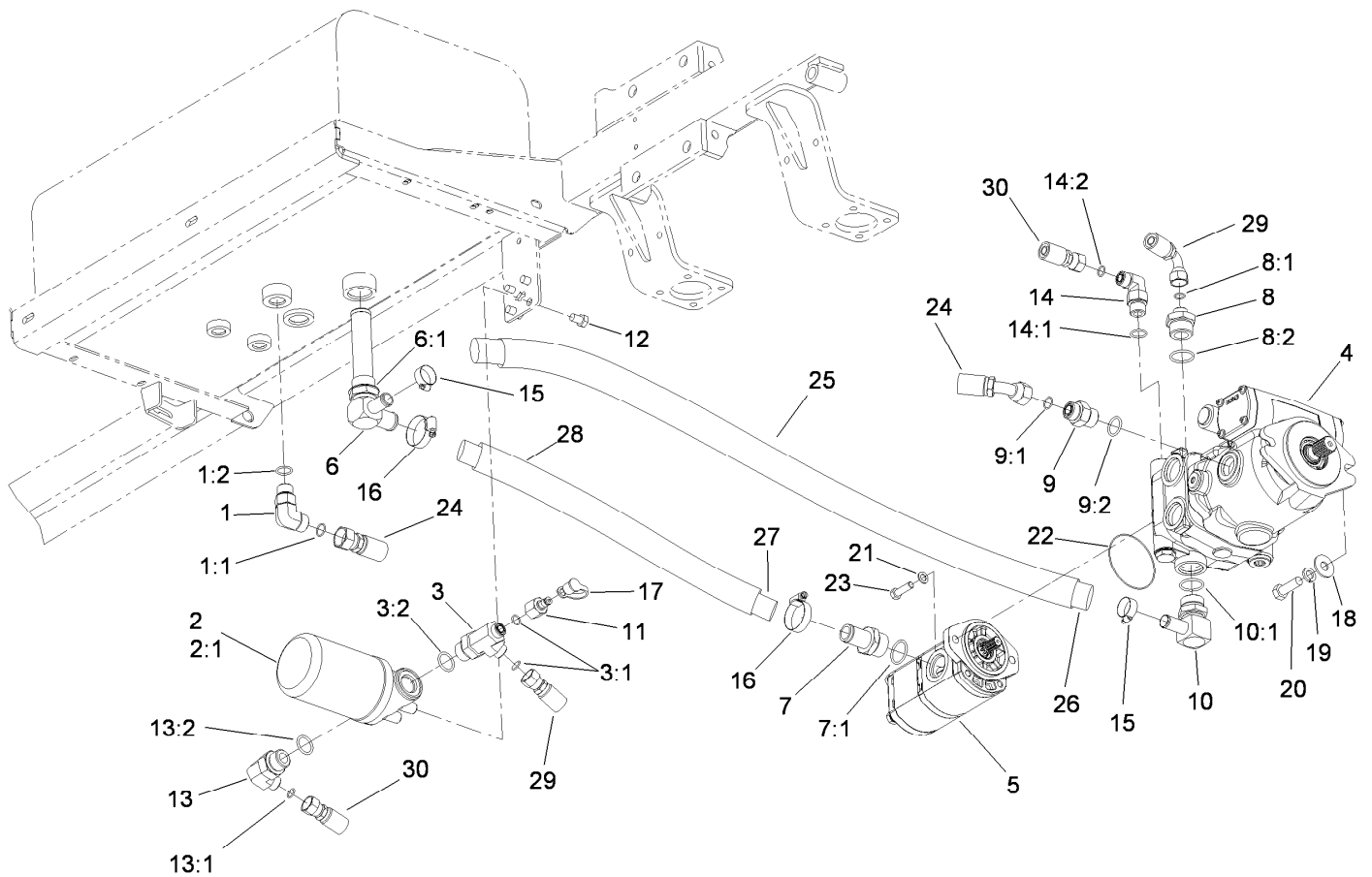
Ref.	Part Number	Qty.	Description
31	119-5045	1	Hose-Suction
32	117-0687	1	Hose ASM
33	119-4977	1	Hose ASM
34	94-3688	1	Sleeve-Protective



## Pump Control Valve Assembly No. 117-0708

Ref.	Part Number	Qty.	Description
3	353-512	4	Plug
3:1	237-78	1	O-Ring
4	110-8881	1	Valve-Check
4:1	105-9159	1	Seal Kit ●
5	120-1660	1	Compensator-Pressure
5:1	107-7813	1	Seal Kit ●
6	117-8312	1	Valve-Relief
6:1	105-9156	1	Seal Kit
7	120-2590	1	Valve-Flow Control
7:1	114-5515	1	Seal Kit
8	120-2589	1	Coil-12Vdc
9	107-1987	1	Orifice-0.040
10	117-0115	1	Plug-HYD
10:1	237-78	1	O-Ring

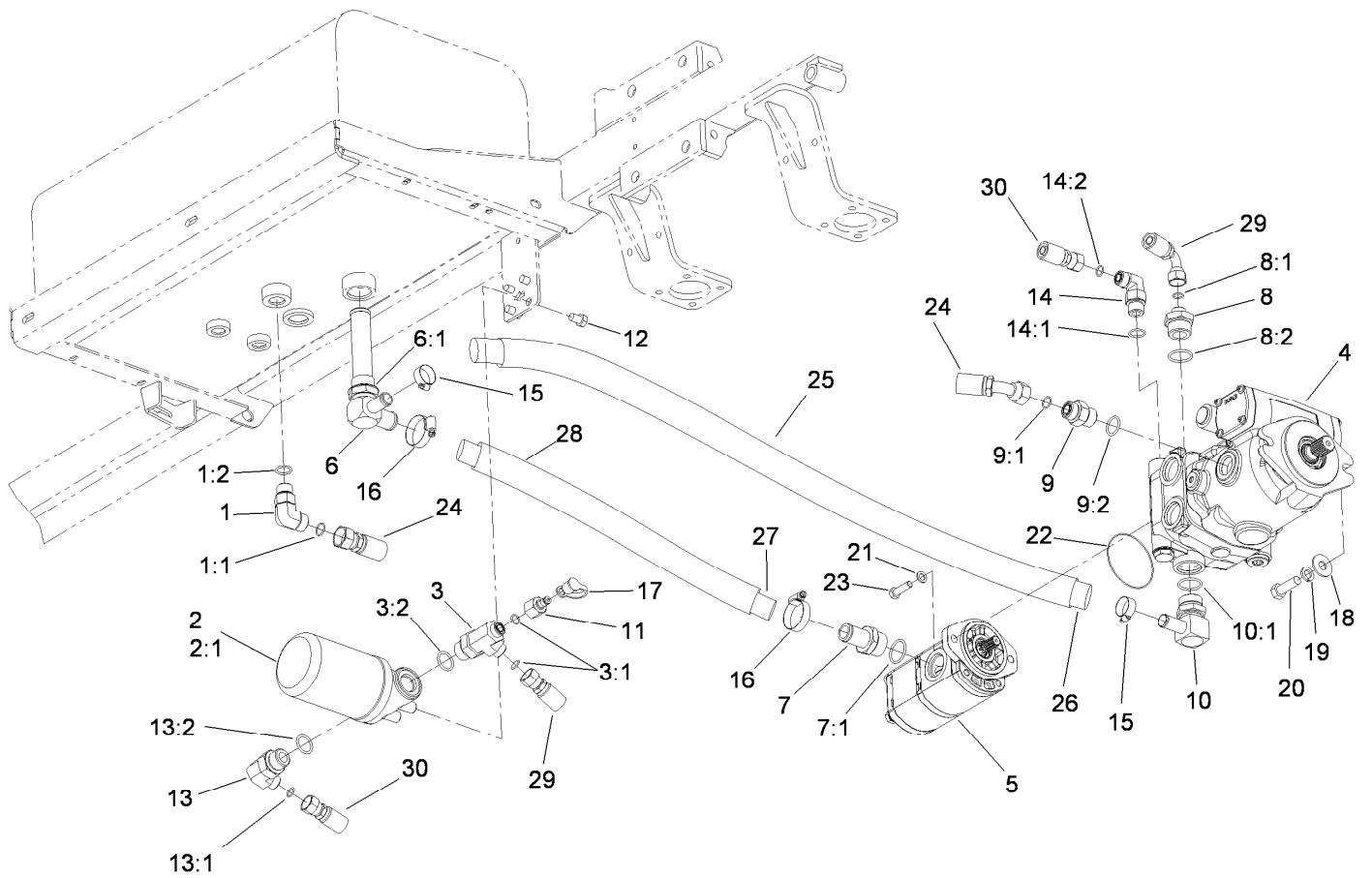
● Not illustrated



## Hydraulic Pump and Filter Assembly

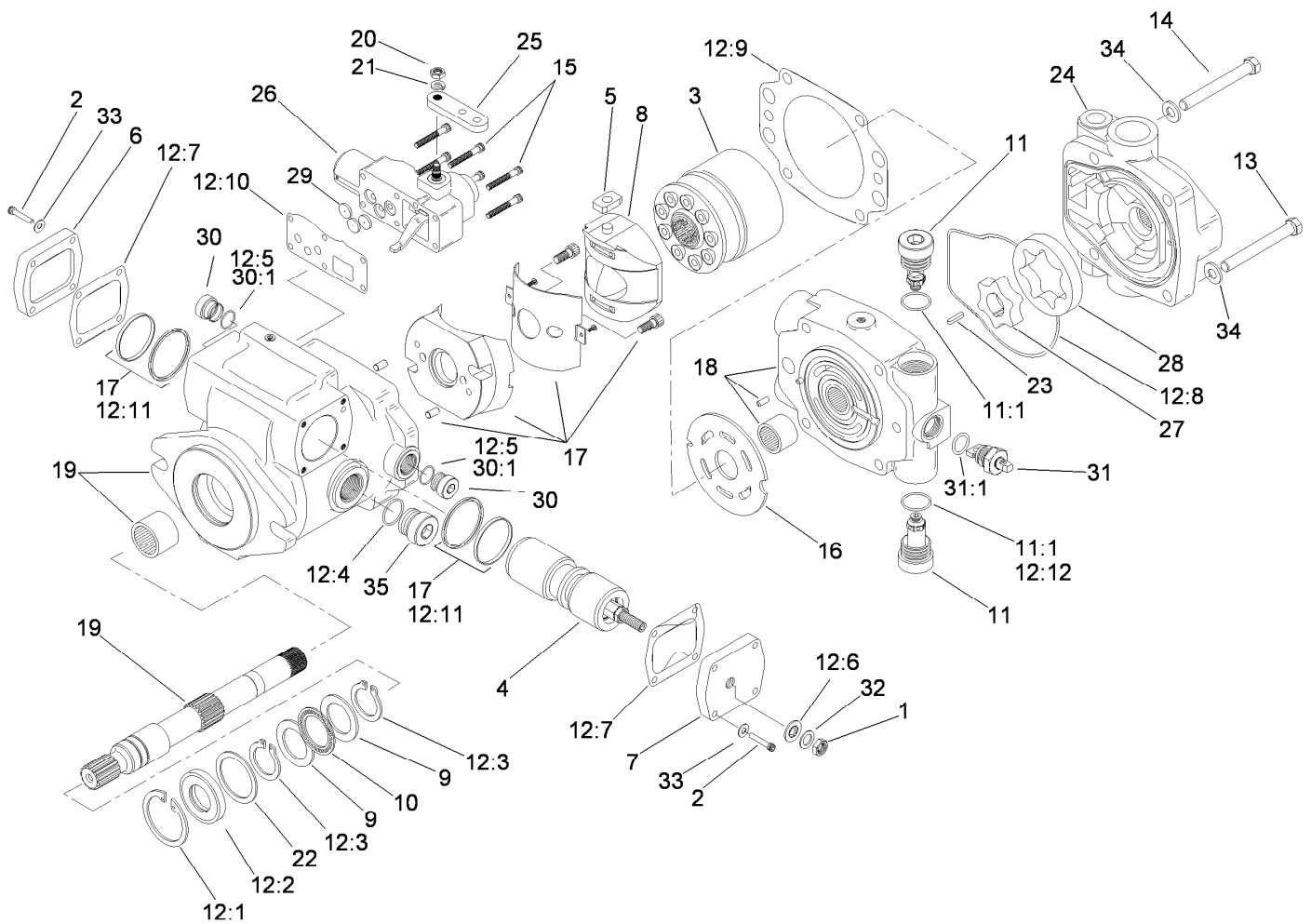
Ref.	Part Number	Qty.	Description
1	340-17	1	Fitting-HYD, 90 DEG
1:1	237-65	1	O-Ring
1:2	237-80	1	O-Ring
2	93-2242	1	Oil Filter ASM
2:1	75-1310	1	Filter-HYD
3	117-0676	1	Fitting-Tee
3:1	237-30	2	O-Ring
3:2	237-81	1	O-Ring
4	117-0685	1	Piston Pump ASM
5	119-5038	1	Tandem Pump ASM
6	117-0684	1	Stainer-Tee
6:1	237-146	1	O-Ring
7	354-78	1	Connector-Hose
7:1	237-146	1	O-Ring
8	104-9178	1	Fitting-Straight
8:1	237-30	1	O-Ring
8:2	237-146	1	O-Ring
9	340-8	1	Adapter
9:1	237-65	1	O-Ring
9:2	237-81	1	O-Ring
10	98-0971	1	Fitting-Elbow-90

Ref.	Part Number	Qty.	Description
10:1	237-117	1	O-Ring
11	100-5616	1	Fitting
12	33115-016	4	Screw-HH
13	340-131	1	Fitting-HYD, 90 DEG
13:1	237-30	1	O-Ring
13:2	237-81	1	O-Ring
14	340-105	1	Fitting-HYD, 90 DEG
14:1	237-80	1	O-Ring
14:2	237-30	1	O-Ring
15	2412-129	2	Clamp-Hose
16	2412-111	2	Clamp
17	354-79	1	Cap-Dust
18	3256-6	2	Washer-Flat
19	3253-7	2	Washer-Lock
20	325-6	2	Screw-HH
21	60-3540	2	Washer
22	60-3520	1	O-Ring
23	3274-1	2	Screw-HSH
24	112-2561	1	HYD Hose ASM
25	94-3688	1	Sleeve-Protective
26	119-5045	1	Hose-Suction



## Hydraulic Pump and Filter Assembly (continued)

<i>Ref.</i>	<i>Part Number</i>	<i>Qty.</i>	<i>Description</i>	<i>Ref.</i>	<i>Part Number</i>	<i>Qty.</i>	<i>Description</i>
27	117-0681	1	Hose ASM	29	117-0686	1	Hose ASM
28	107-3589	1	Sleeve-Hose	30	117-0729	1	Hose ASM

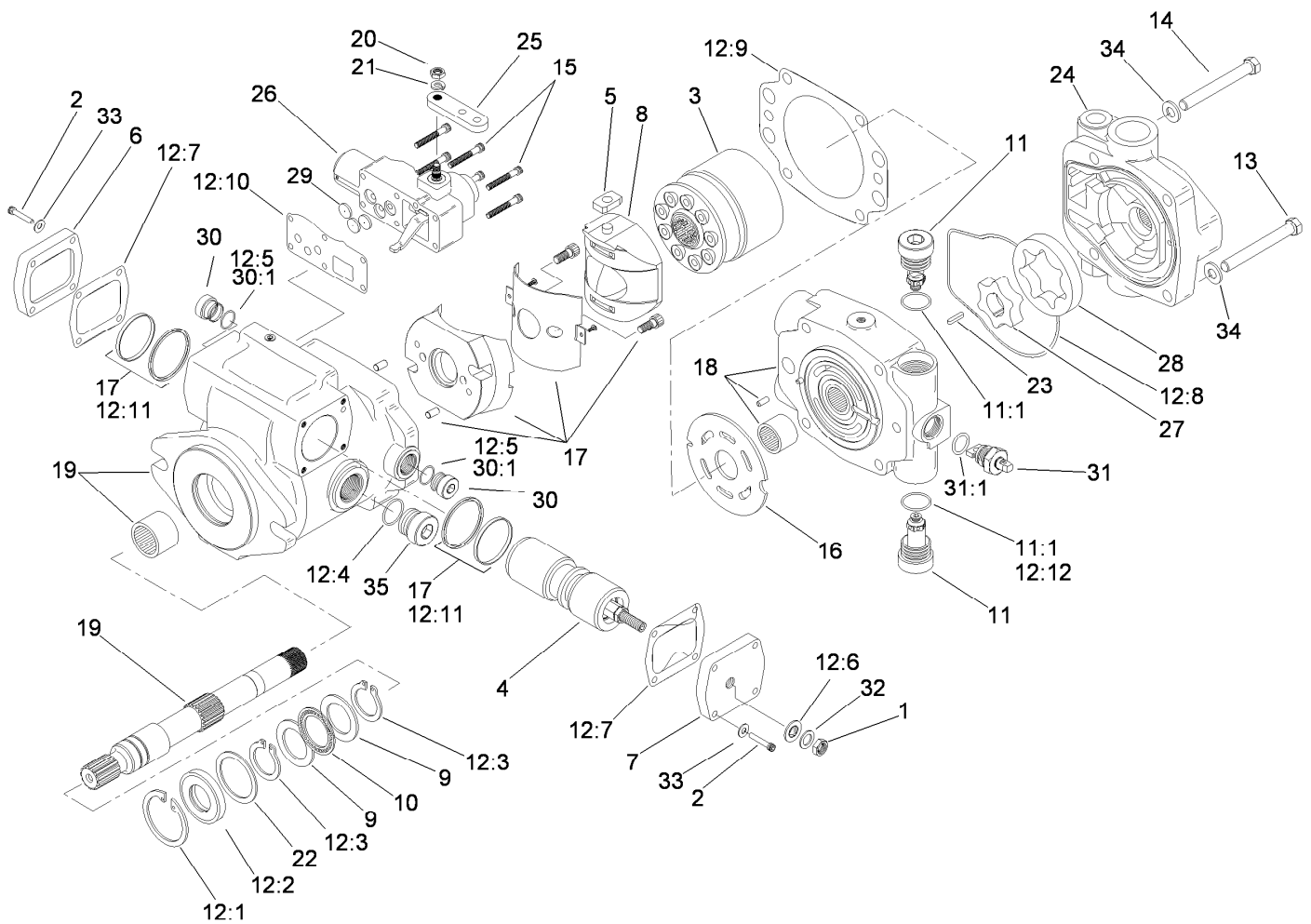


## Piston Pump Assembly No. 117-0685

Ref.	Part Number	Qty.	Description	Ref.	Part Number	Qty.	Description
1	3220-3	1	Nut-HJ	12:6	94-3027	1	Washer-Seal
2	93-6337	8	Screw	12:7	93-6339	2	Gasket
3	99-8701	1	Rotating Kit	12:8	105-2905	1	O-Ring ●
4	105-2856	1	Servo Piston ASM	12:9	105-2900	1	Gasket-Housing
5	94-3032	1	Follower-Piston	12:10	105-2901	1	Gasket-Housing, Control
6	94-3033	1	Plate-Cover	12:11		2	Seal ASM ■
7	105-9853	1	Plate-Cover	12:12	74-9380	1	O-Ring ●
8	94-3026	1	Camplate ASM	13	323-15	2	Screw-HH
9	76-6950	2	Race-Thrust	14	323-16	2	Screw-HH
10	76-6960	1	Bearing-Thrust	15	93-6324	6	Screw
11	105-2858	2	Valve-Relief	16	99-8704	1	Plate-Valve
11:1		1	O-Ring ■	17		1	Housing ■
12	107-1561	1	Seal Kit ●	18	105-2904	1	Backplate
12:1	60-6260	1	Ring	19	93-6344	1	Driveshaft
12:2	105-3331	1	Seal-Shaft	20	3217-5	1	Nut-Hex
12:3	76-7000	2	Ring-Retaining	21	3253-3	1	Washer-Lock
12:4		2	O-Ring ■	22	60-6240	1	Washer
12:5	93-6314	2	O-Ring ●	23	93-6375	1	Key

● Not illustrated

■ Not serviced separately

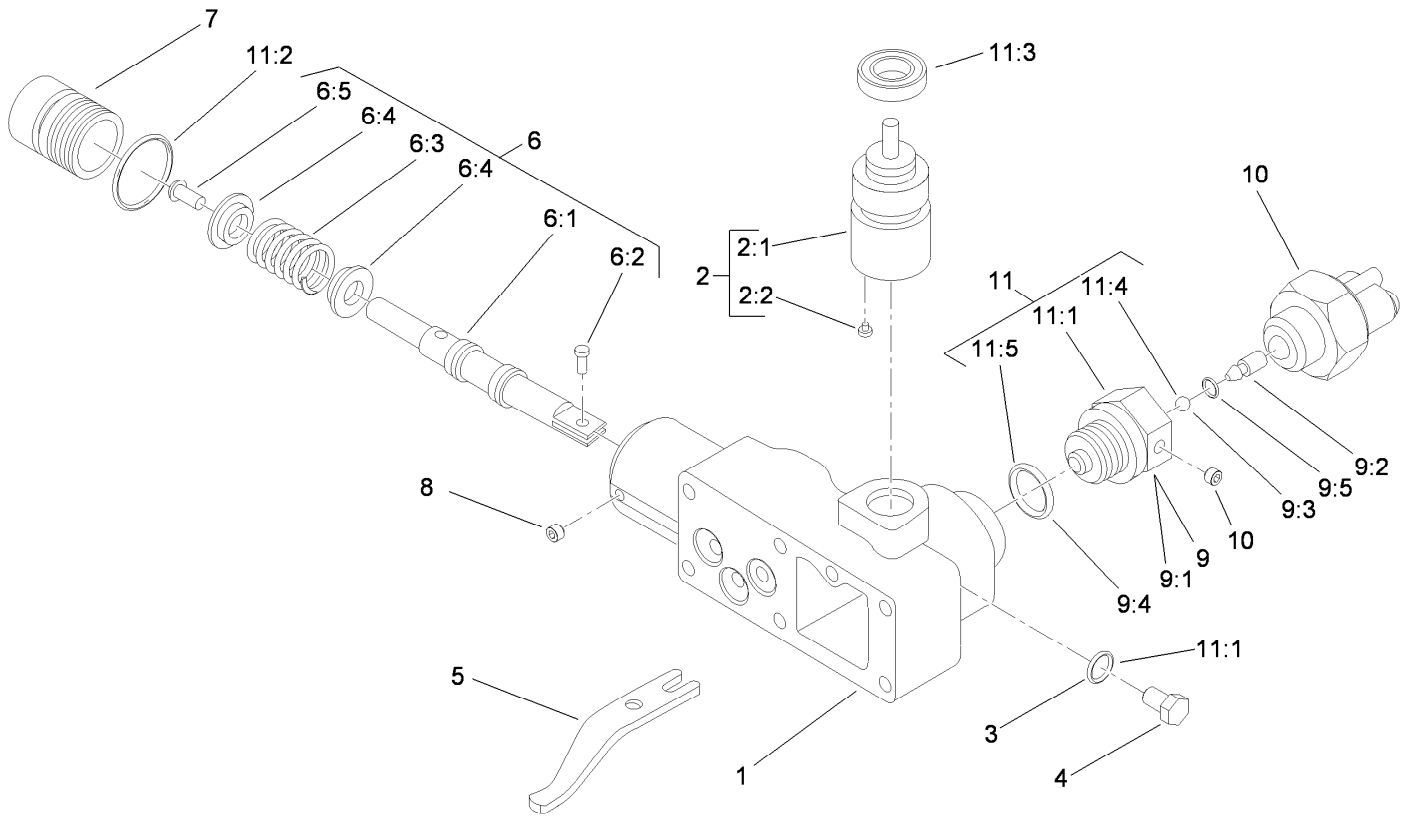


## Piston Pump Assembly No. 117-0685 (continued)

Ref.	Part Number	Qty.	Description	Ref.	Part Number	Qty.	Description
24	95-2110	1	Adaptor ASM	30:1		1	O-Ring ■
25	105-2862	1	Arm-Control	31	105-2913	1	Valve-Bypass
26	115-4446	1	Manual Servo Control ASM	31:1		1	O-Ring ■
27	93-6365	1	Geroter-Inner	32	94-3030	1	Washer
28	93-6364	1	Geroter-Outer	33	93-6336	8	Washer
29	94-3041	3	Orifice-Control (.028 Dia)	34	3256-24	4	Washer-Flat
30	74-9280	2	Plug ASM	35		1	Plug ASM ■

● Not illustrated

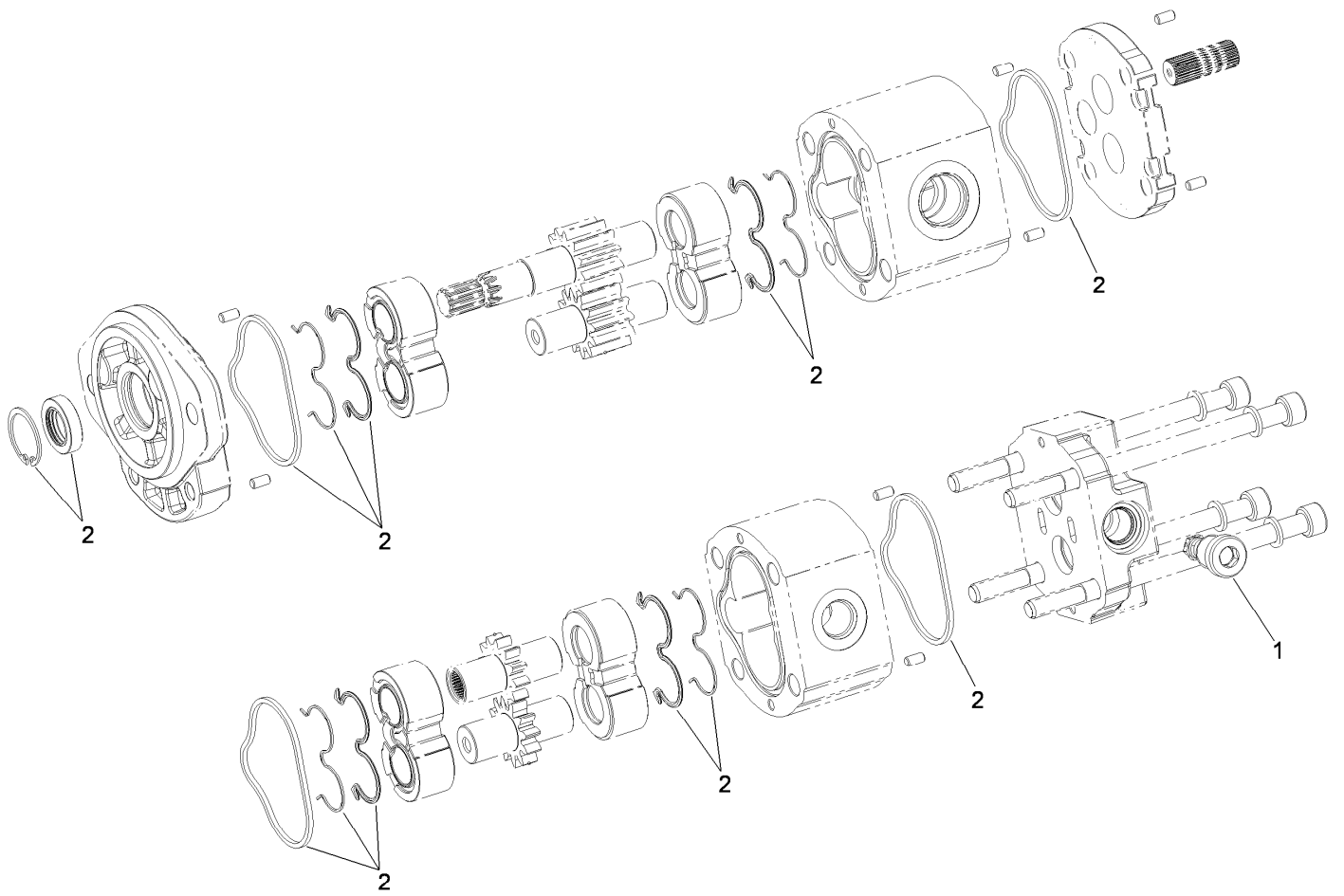
■ Not serviced separately



## Control Assembly No. 115-4446

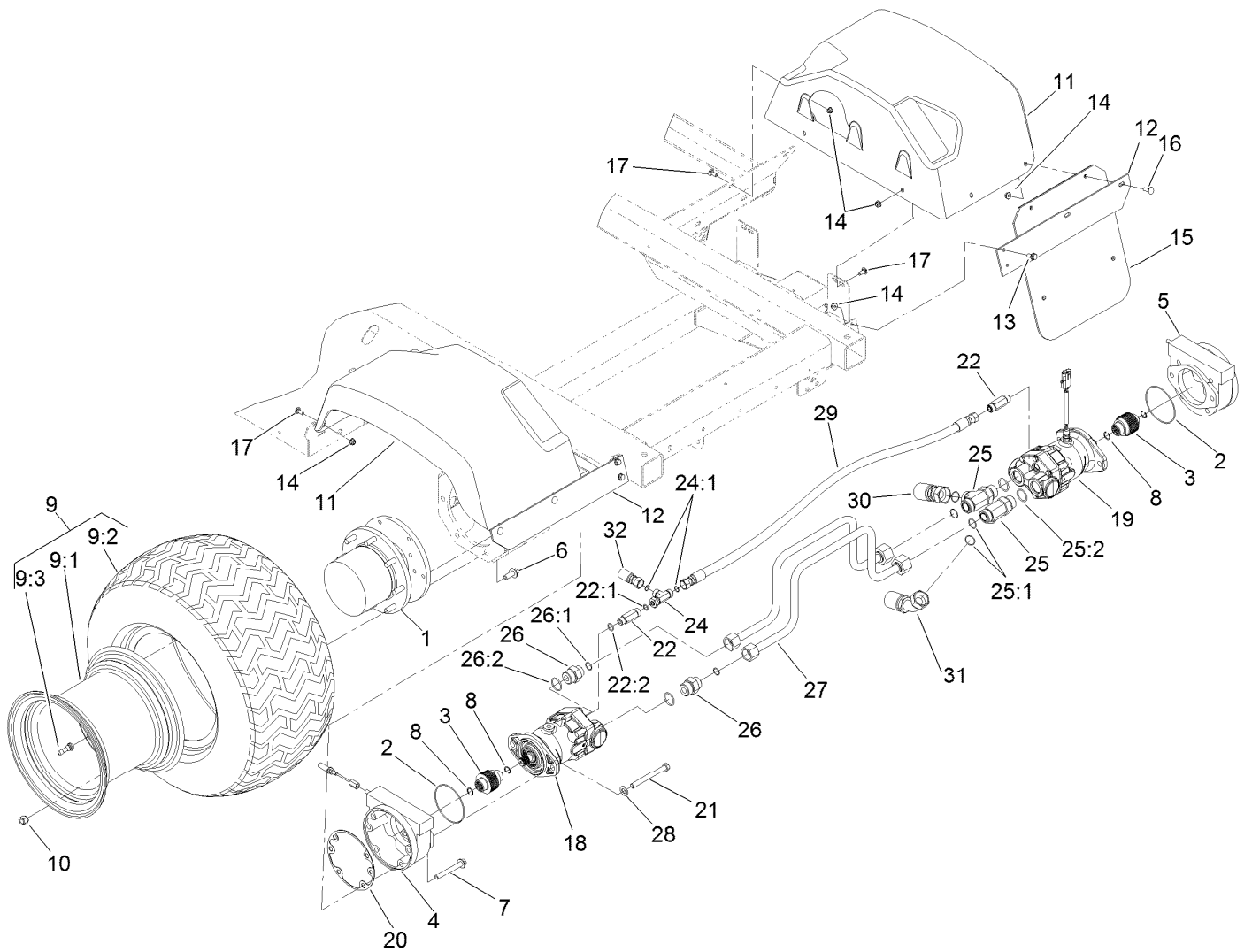
Ref.	Part Number	Qty.	Description	Ref.	Part Number	Qty.	Description
1		1	Housing-Control ●	8		2	Screw-Set ●
2	108-7099	1	Input Control Shaft ASM	9	108-8003	1	Adaptor ASM
2:1		1	Shaft ●	9:1		1	Adaptor-Lockout, Neutral ●
2:2		1	Pin ●	9:2		1	Pin ●
3		1	O-Ring ●	9:3		1	Ball ●
4		1	Plug ●	9:4		1	O-Ring ●
5		1	Link-Feedback ●	9:5		1	O-Ring ●
6	108-7098	1	Valve Spool ASM	10	115-3795	1	Switch-Neutral
6:1		1	Valve-Spool ●	11	94-3044	1	Seal Kit
6:2		1	Pin-Dowel ●	11:1	117-8979	1	Seal-Shaft
6:3		1	Spring ●	11:2	105-2901	1	Gasket-Housing, Control
6:4		2	Retainer ●	11:3		1	O-Ring ●
6:5		1	Screw ●	11:4		1	O-Ring ●
7		1	Plug ●	11:5		1	Seal-Wiper ●

● Not serviced separately



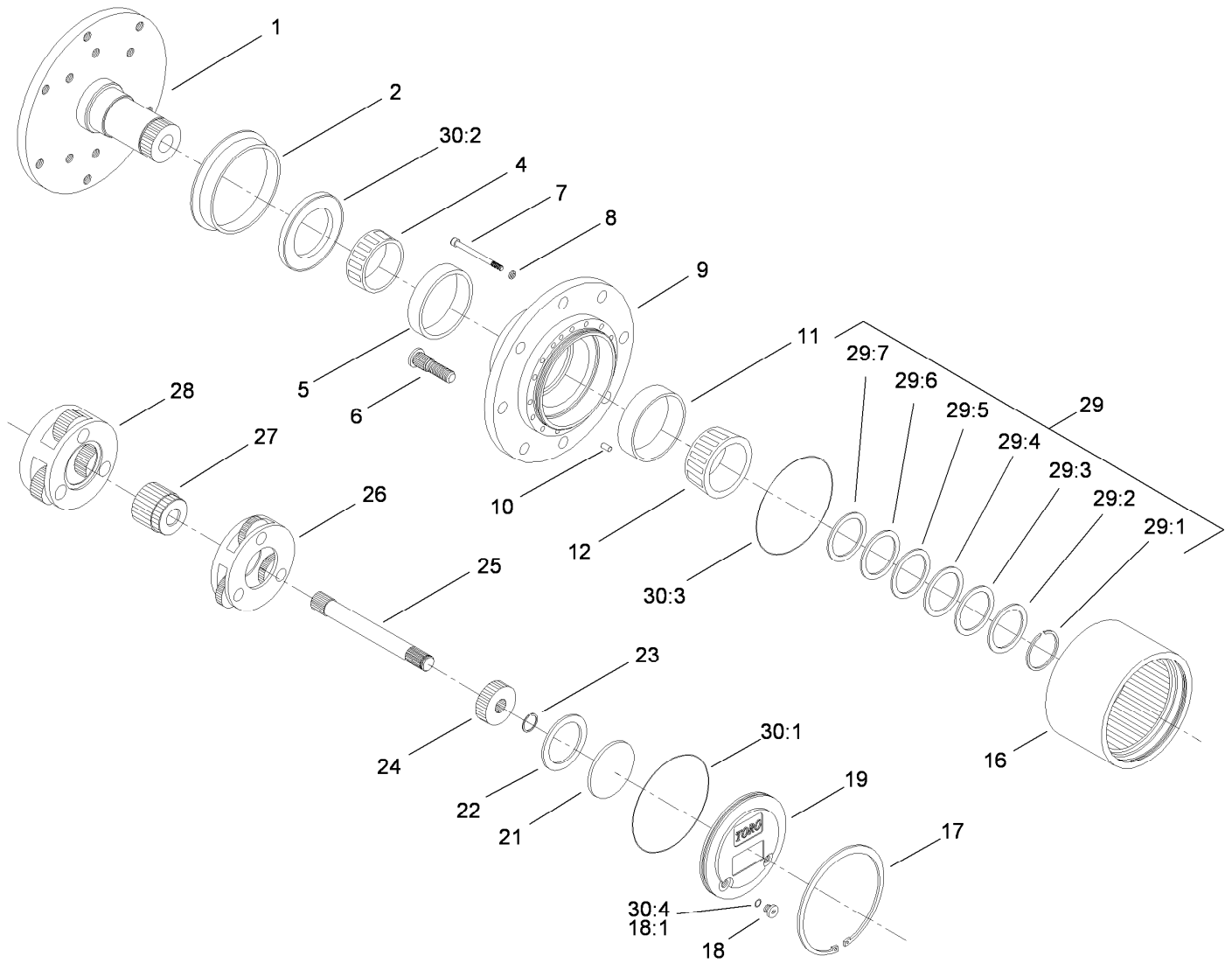
## Tandem Pump Assembly No. 119-5038

<i>Ref.</i>	<i>Part Number</i>	<i>Qty.</i>	<i>Description</i>
1	120-5156	1	Valve-Relief
2	120-5155	1	Seal Kit



## Rear Wheel, Fender and Motor Assembly

Ref.	Part Number	Qty.	Description	Ref.	Part Number	Qty.	Description
1	105-4500	2	Planetary ASM	19	93-6489	1	Hydraulic Motor ASM
2	237-166	2	O-Ring	20	93-7984	2	Gasket
3	100-3046	2	Shaft-Brake, Splined	21	33116-120	4	Screw-HH
4	100-3069	1	RH Brake ASM	22	119-4854	2	Fitting-HYD, Straight
5	100-3070	1	LH Brake ASM	22:1	237-30	1	O-Ring
6	33106-030	12	Screw-HHF	22:2	237-79	1	O-Ring
7	33106-090	8	Screw-HHF	24	340-104	1	Tee-Fitting
8	93-7972	4	Ring-Retaining, Internal	24:1	237-30	2	O-Ring
9	119-6024	2	Tire And Wheel ASM	25	104-3795	2	Fitting-HYD, Tee
9:1	119-6026	1	Wheel	25:1	340-65	2	O-Ring
9:2	117-5196	1	Tire	25:2	237-146	1	O-Ring
9:3	232-27	1	Stem-Valve	26	340-91	2	Adapter
10	242-50	16	Nut-Lug	26:1	237-58	1	O-Ring
11	93-6498	2	Fender-Rear	26:2	237-146	1	O-Ring
12	93-6528-03	2	Strap-Mount, Fender	27	117-0674	2	Tube-Traction
13	3234-5	4	Screw-HHF	28	33096-00	4	Washer-Flat
14	104-8300	16	Nut-Flange, NI	29	110-5073	1	Hose ASM
15	94-7127	2	Splash Guard ASM	30	120-8563	1	Hose ASM
16	3230-2	4	Bolt-CARR	31	120-8564	1	Hose ASM
17	3230-1	8	Bolt-CARR	32	119-0582	1	Hose ASM
18	93-6488	1	Hydraulic Motor ASM				

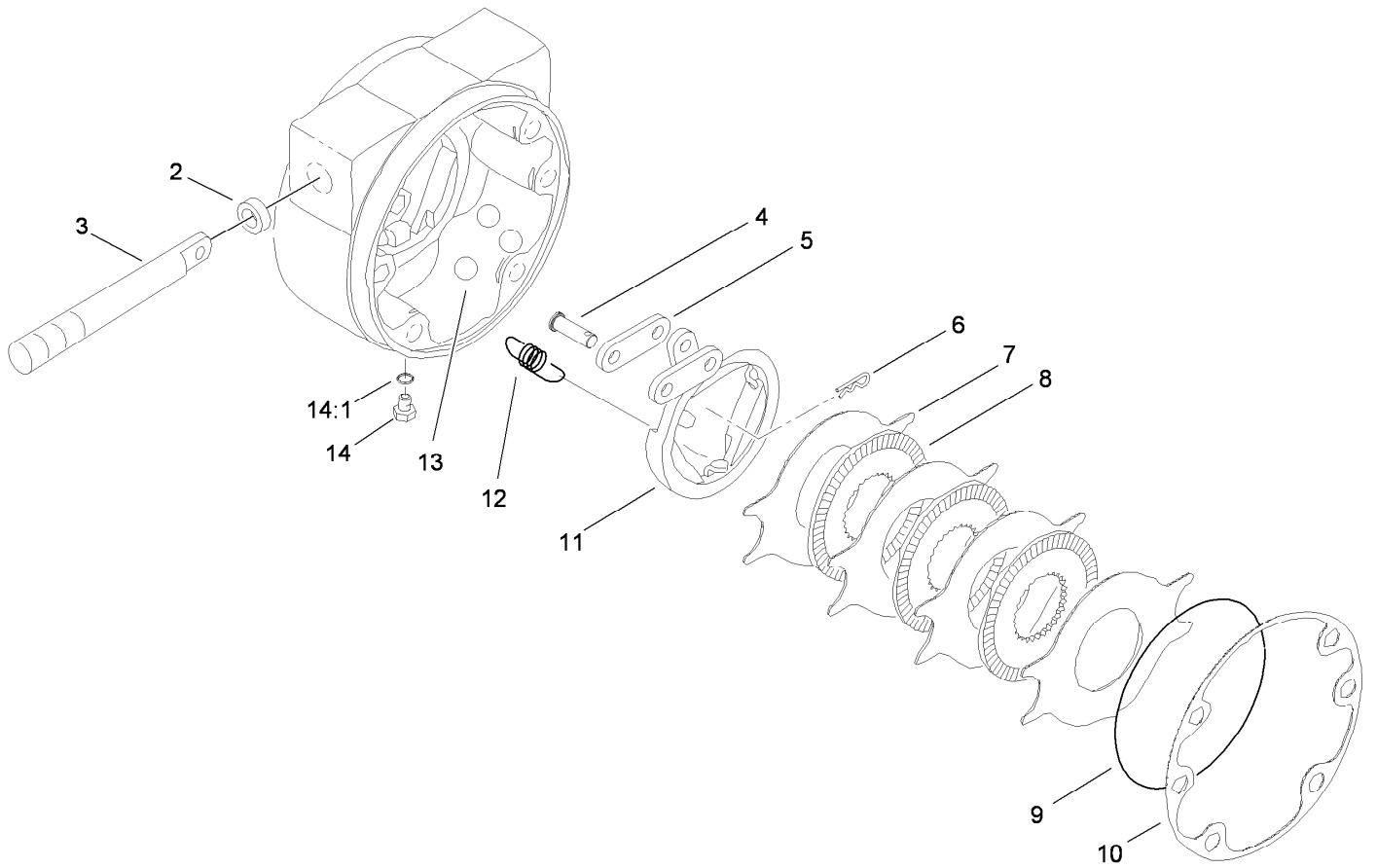


## Planetary Assembly No. 105-4500

Ref.	Part Number	Qty.	Description	Ref.	Part Number	Qty.	Description
1		1	Spindle ■	24	105-8114	1	Gear-Primary
2	105-8122	1	Seal-Boot	25	105-8115	1	Shaft-Drive
4	105-8120	1	Bearing-Cone	26	105-8129	1	Primary Carrier ASM
5	105-8119	1	Bearing-Cup	27	105-8139	1	Gear-Secondary
6	105-8124	8	Stud-Wheel	28	105-8130	1	Secondary Carrier ASM
7	105-8125	16	Bolt-Head, Socket	29	105-8136	1	Shim Kit
8	3253-18	16	Washer-Lock	29:1		1	Ring-Snap ■
9		1	Housing ■	29:2		1	Shim-Bearing, 2.9Mm ■
10	105-8121	1	Pin-Dowel	29:3		1	Shim-Bearing, 2.8Mm ■
11	105-8117	1	Bearing-Cup	29:4		1	Shim-Bearing, 2.7Mm ■
12	105-8118	1	Bearing-Cone	29:5		1	Shim-Bearing, 2.6Mm ■
16	105-8113	1	Gear-Ring	29:6		1	Shim-Bearing, 2.5Mm ■
17	105-8132	1	Ring-Retaining	29:7		1	Shim-Bearing, 2.4Mm ■
18	353-990	2	Plug ASM	30	105-8137	1	Seal Kit ●
18:1	237-78	1	O-Ring	30:1		1	O Ring-Flange Cap ■
19	105-8138	1	Cap-End	30:2		1	Seal-Oil ■
21	105-8133	1	Plug-Thrust	30:3		2	O Ring-End Cap ■
22	105-8123	1	Washer-Thrust	30:4	237-78	2	O-Ring
23	105-8131	1	Ring-Retaining				

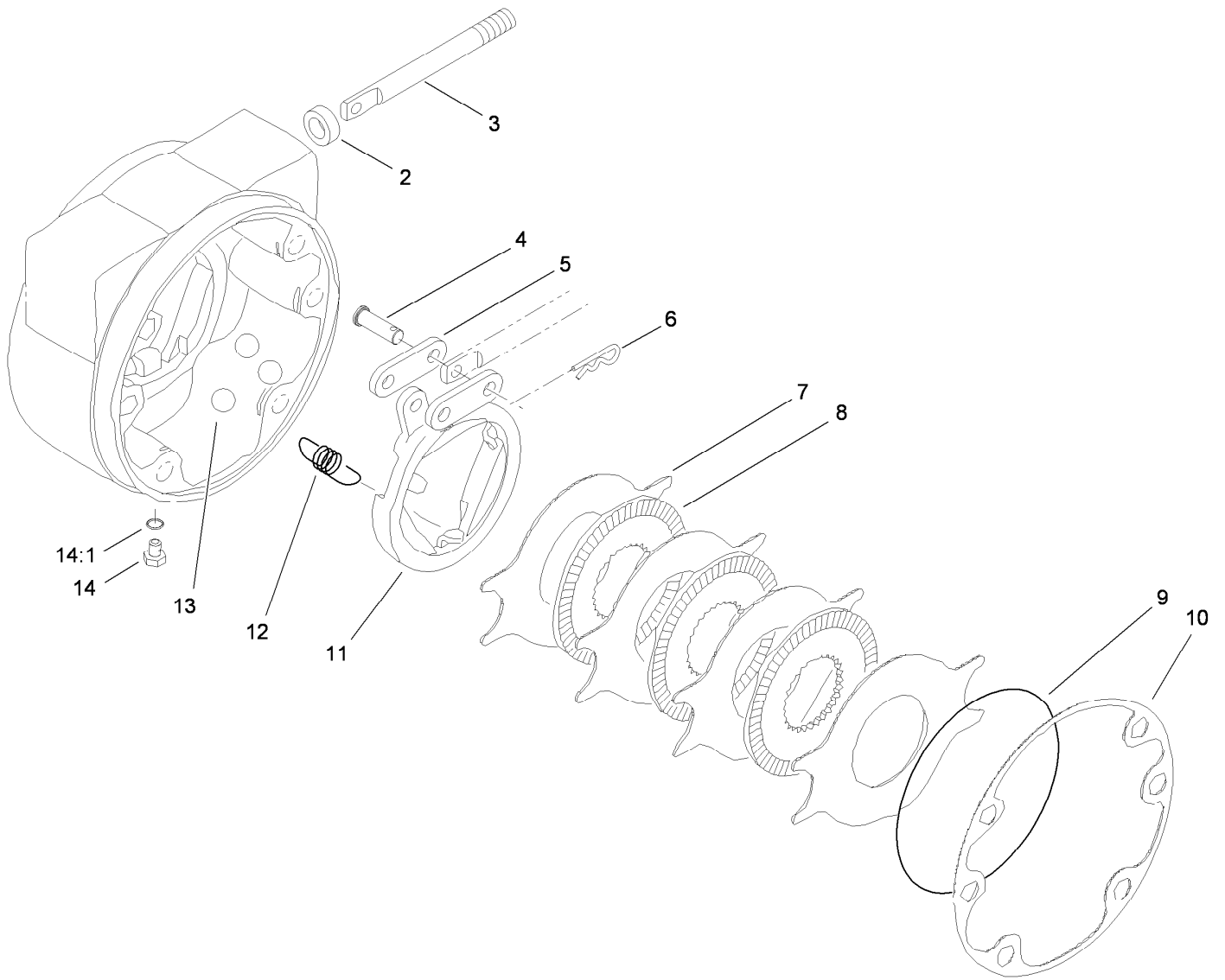
● Not illustrated

■ Not serviced separately



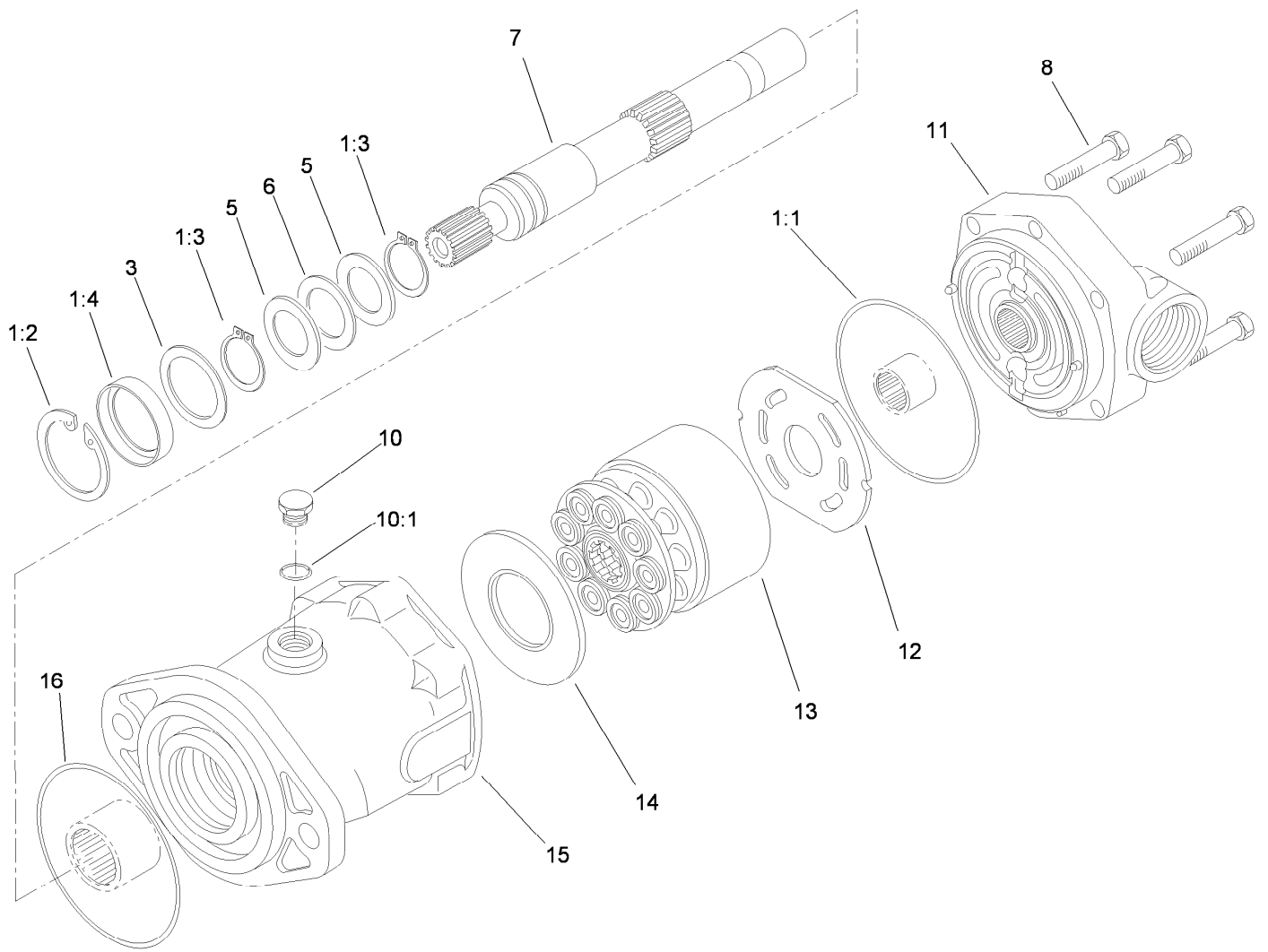
## Brake Assembly No. 100-3069

<i>Ref.</i>	<i>Part Number</i>	<i>Qty.</i>	<i>Description</i>
2	93-7977	1	Seal
3	93-7978	1	Rod-Pull
4	93-7983	2	Pin-Clevis
5	93-7980	2	Link
6	93-7979	2	Pin-Hitch
7	93-7986	4	Disc-Stationary
8	104-4278	3	Disc-Rotating
9	93-7976	1	Ring-Retaining
10	93-7984	1	Gasket
11	104-4280	1	Actuator-Rotating
12	93-7987	3	Spring-Extension
13	93-7985	3	Ball
14	353-990	2	Plug ASM
14:1	237-78	1	O-Ring



## Brake Assembly No. 100-3070

<i>Ref.</i>	<i>Part Number</i>	<i>Qty.</i>	<i>Description</i>
2	93-7977	1	Seal
3	93-7978	1	Rod-Pull
4	93-7983	2	Pin-Clevis
5	93-7980	2	Link
6	93-7979	2	Pin-Hitch
7	93-7986	4	Disc-Stationary
8	104-4278	3	Disc-Rotating
9	93-7976	1	Ring-Retaining
10	93-7984	1	Gasket
11	104-4279	1	Actuator-Rotating
12	93-7987	3	Spring-Extension
13	93-7985	3	Ball
14	353-990	2	Plug ASM
14:1	237-78	1	O-Ring



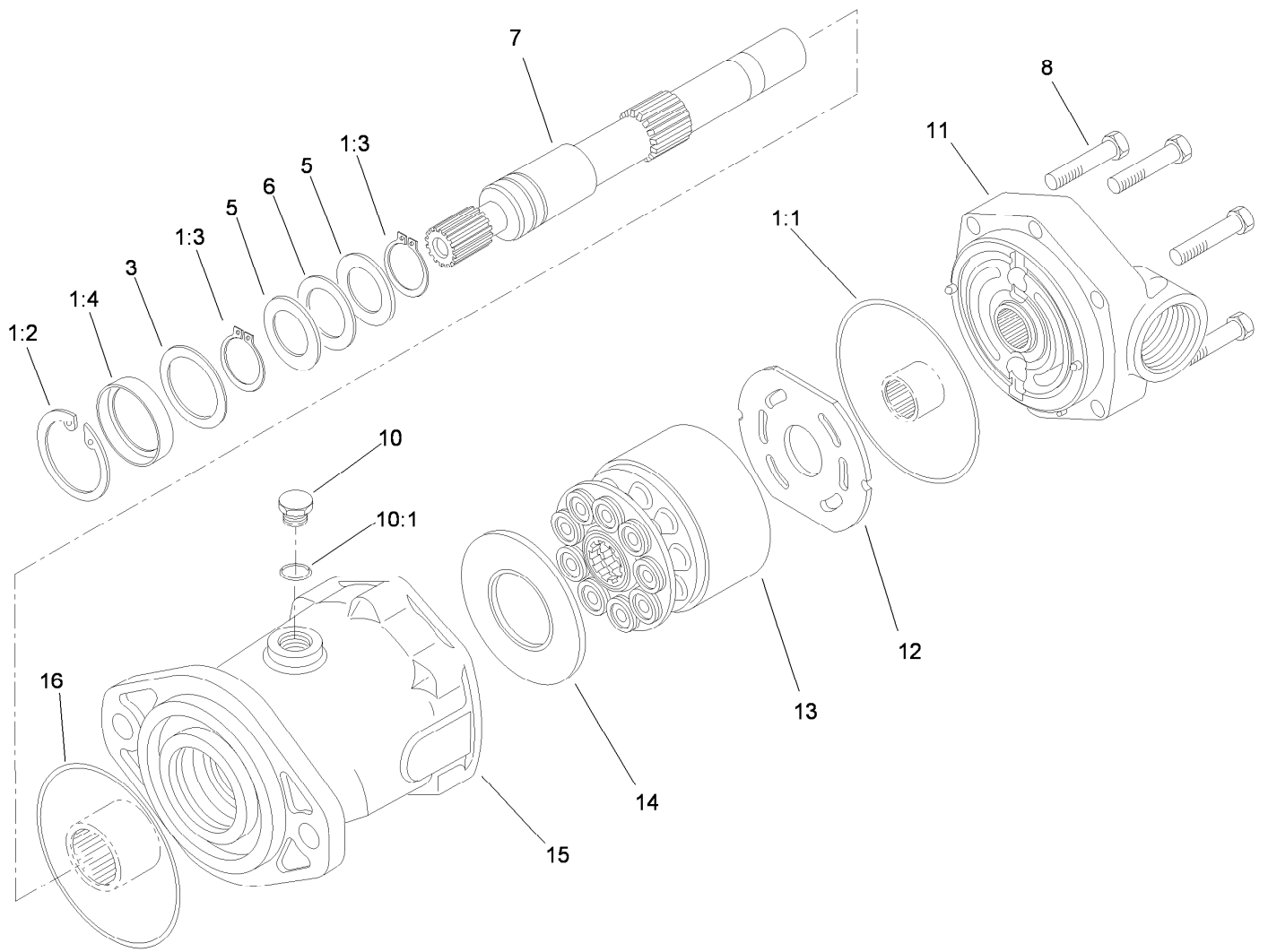
## Hydraulic Motor Assembly No. 93-6488

Ref.	Part Number	Qty.	Description
1	106-6876	1	Seal Kit ●
1:1		1	O-Ring ■
1:2	76-7010	1	Ring-Retaining
1:3	76-7000	2	Ring-Retaining
1:4		1	Seal-Shaft ■
3	60-6240	1	Washer
5	76-6950	2	Race-Thrust
6	76-6960	1	Bearing-Thrust
7	94-3004	1	Shaft-Drive, Splined

Ref.	Part Number	Qty.	Description
8	94-3002	6	Capscrew
10	94-3009	1	Plug
10:1		1	O-Ring ■
11		1	Backplate ASM ■
12	94-3003	1	Plate-Valve
13	76-6910	1	Rotating Kit
14	76-6970	1	Insert-Plate, Cam
15		1	Housing ■
16	237-166	1	O-Ring

● Not illustrated

■ Not serviced separately

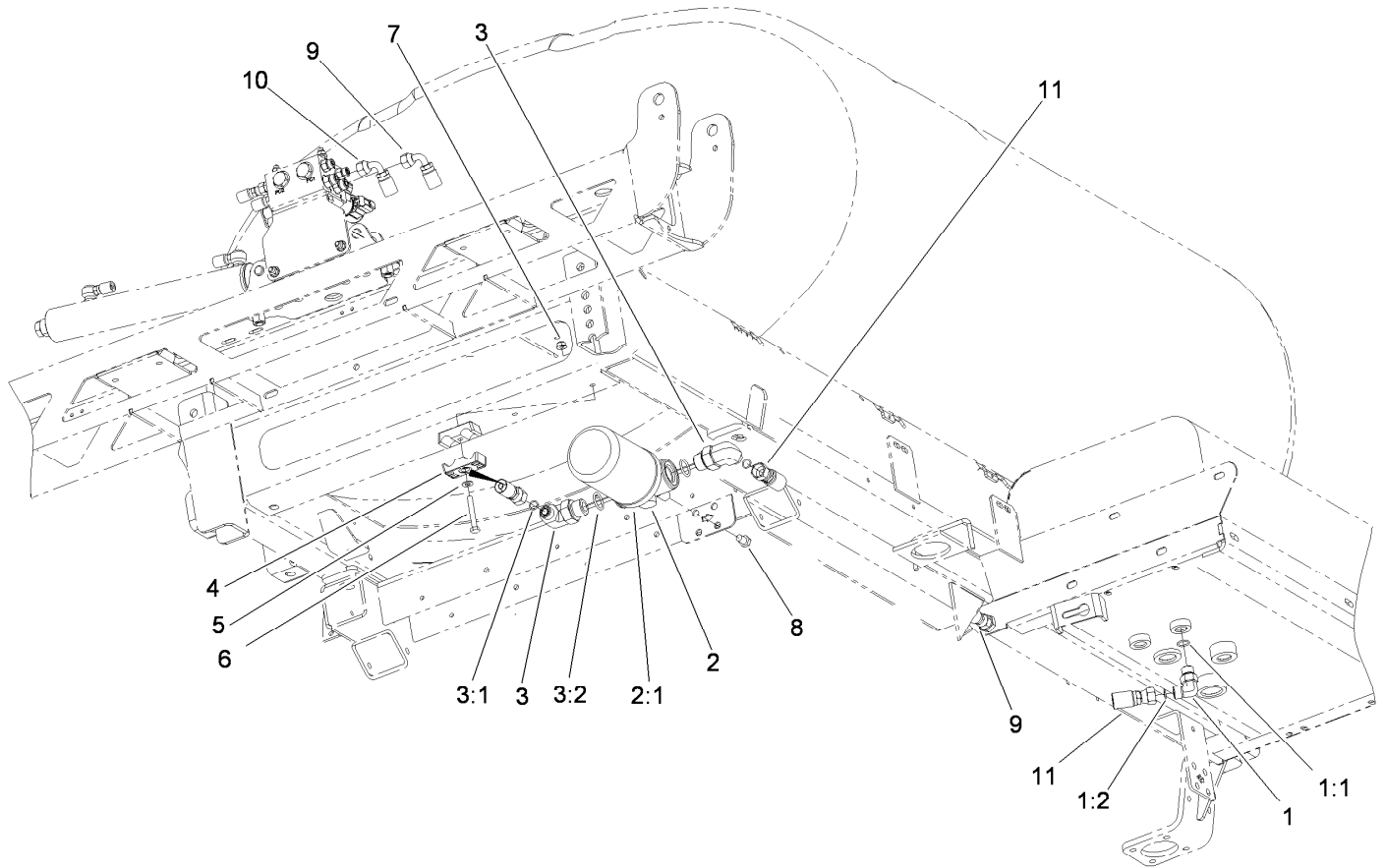


## Hydraulic Motor Assembly No. 93-6489

Ref.	Part Number	Qty.	Description	Ref.	Part Number	Qty.	Description
1	106-6876	1	Seal Kit ●	8	94-3002	6	Capscrew
1:1		1	O-Ring ■	10	94-3010	1	Sensor-Speed, Pickup
1:2	76-7010	1	Ring-Retaining	10:1		1	O-Ring ■
1:3	76-7000	2	Ring-Retaining	11		1	Back Plate ASM ■
1:4		1	Seal-Shaft ■	12	94-3003	1	Plate-Valve
3	60-6240	1	Washer	13	76-6910	1	Rotating Kit
5	76-6950	2	Race-Thrust	14	76-6970	1	Insert-Plate, Cam
6	76-6960	1	Bearing-Thrust	15		1	Housing ■
7	94-3004	1	Shaft-Drive, Splined	16	237-166	1	O-Ring

● Not illustrated

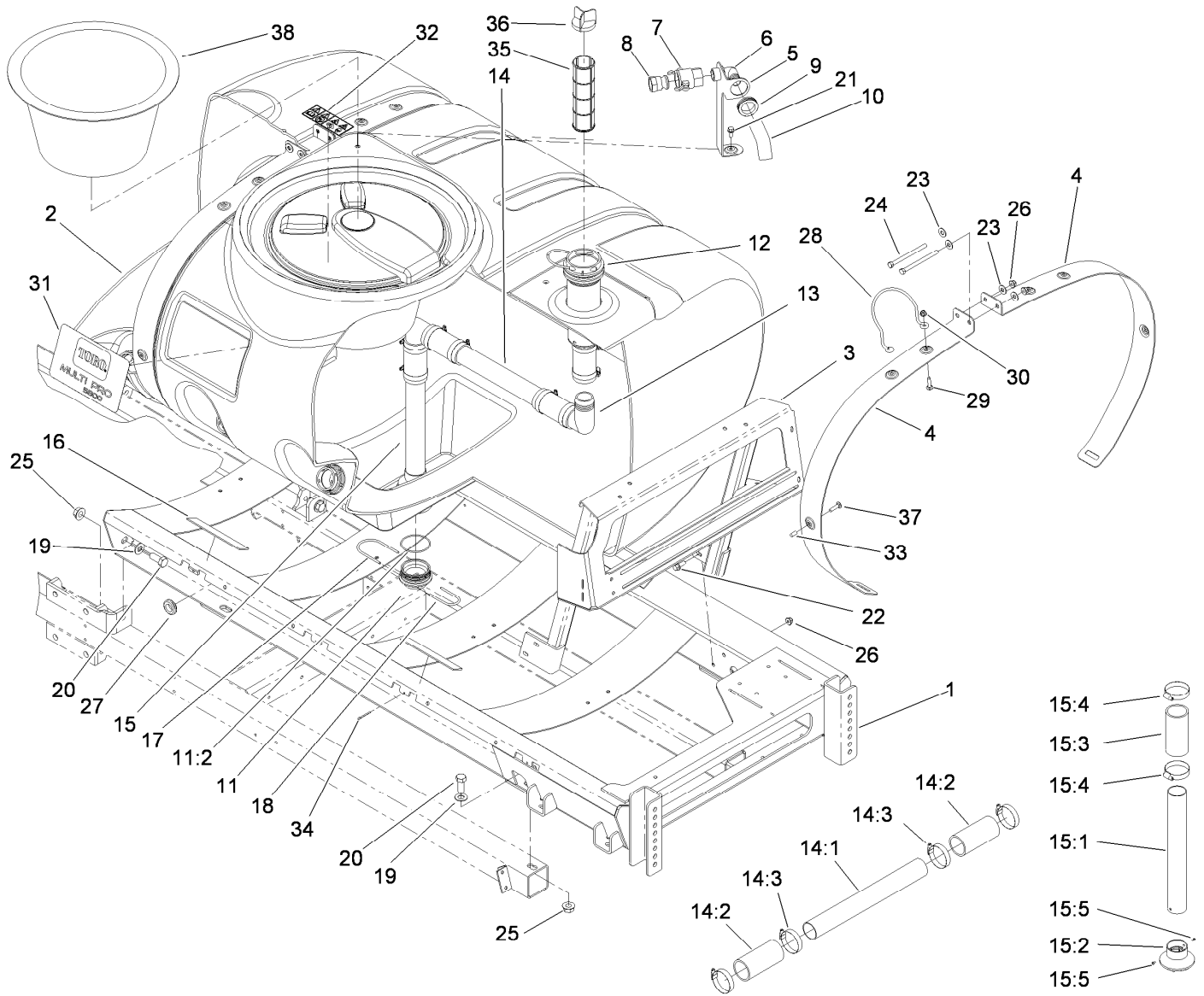
■ Not serviced separately



## Boom Lift Hydraulic System

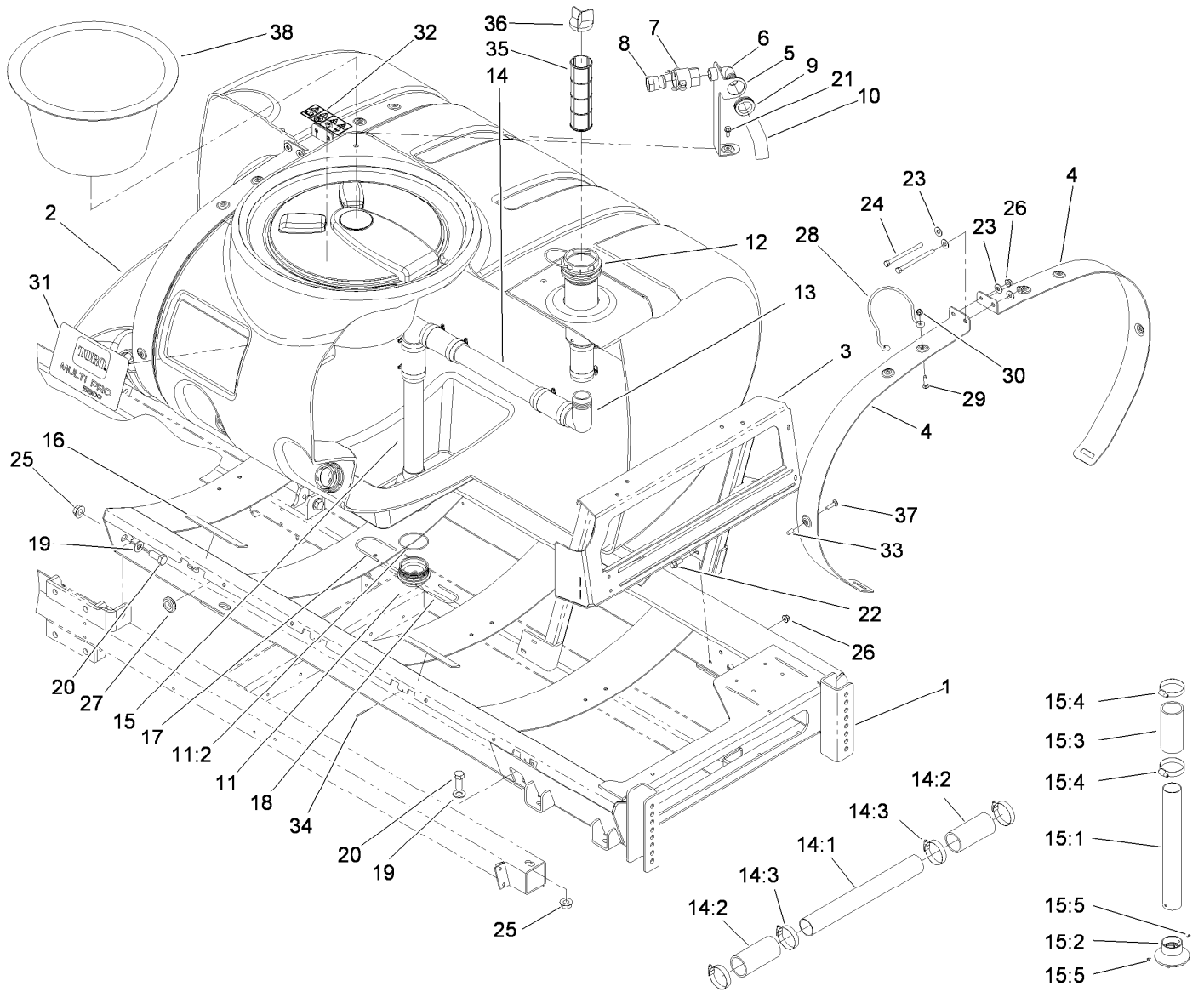
Ref.	Part Number	Qty.	Description
1	340-98	1	Fitting-HYD, 90 DEG
1:1	237-79	1	O-Ring
1:2	237-30	1	O-Ring
2	93-2242	1	Oil Filter ASM
2:1	75-1310	1	Filter-HYD
3	340-131	2	Fitting-HYD, 90 DEG
3:1	237-30	1	O-Ring
3:2	237-81	1	O-Ring

Ref.	Part Number	Qty.	Description
4	94-8105	2	Clamp-Tube
5	3256-23	1	Washer-Flat
6	322-11	1	Screw-HH
7	104-8300	1	Nut-Flange, NI
8	33115-016	4	Screw-HH
9	119-0588	1	HYD Hose ASM
10	119-0587	1	HYD Hose ASM
11	106-3672	1	HYD Hose ASM



## Saddle and Tank Mount

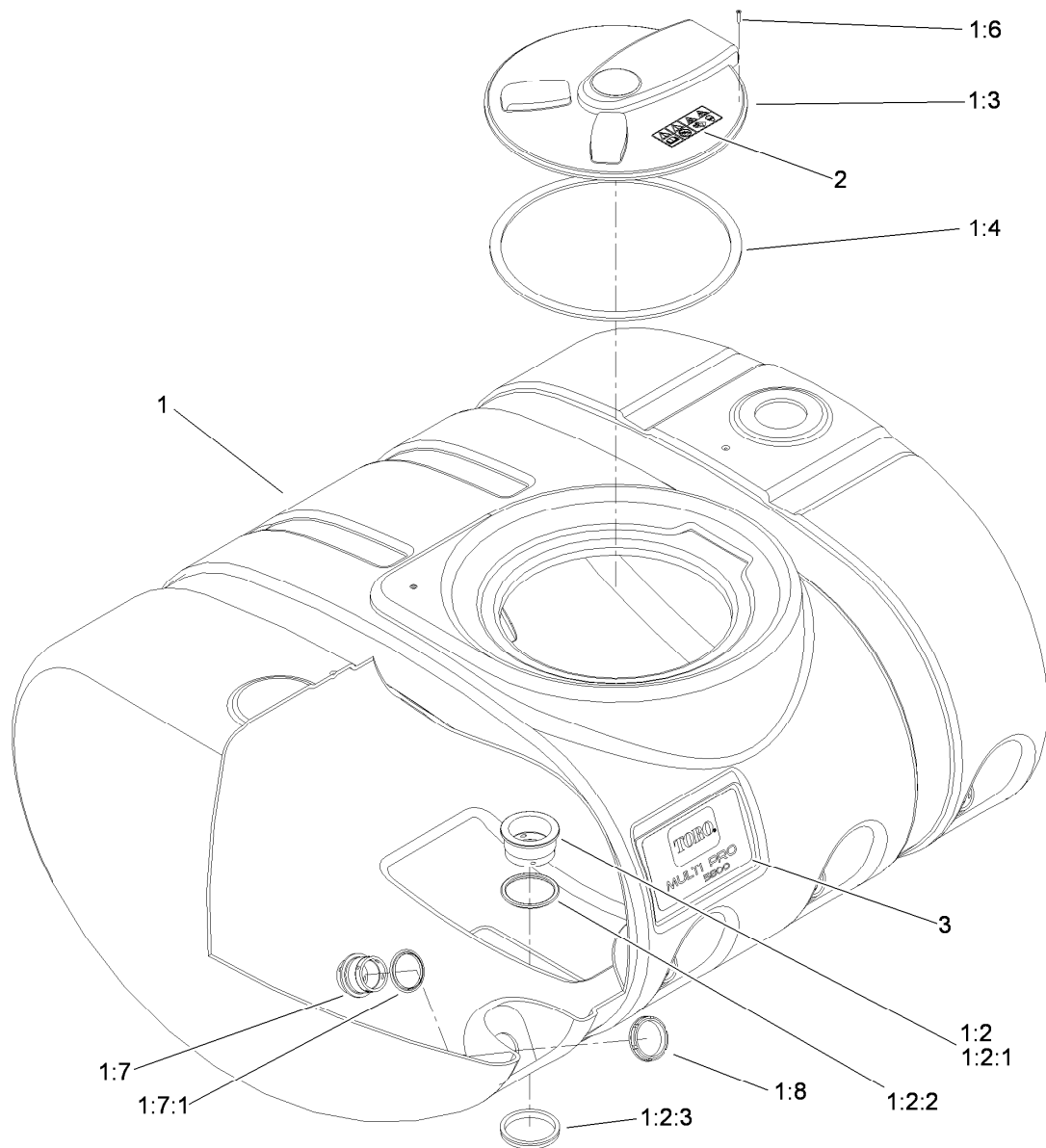
Ref.	Part Number	Qty.	Description	Ref.	Part Number	Qty.	Description
1	117-8010-03	1	Tank Saddle ASM	15:3	100-8649	1	Hose-Suction
2	117-8005	1	Tank ASM	15:4	2412-125	2	Clamp-Hose
3	117-7927-03	1	Valve-Support	15:5	108-3270	2	Screw-TAP
4	117-8029-03	4	Band-Tank	16	104-7102	4	Pad-Battery
5	110-5082-03	1	Bracket-Anti-Siphon	17	117-7996	1	Fork
6	41140	1	Elbow	18	100-8635	1	Fork
7	100-6779	1	Coupling-Female	19	3256-27	4	Washer-Flat
8	41316	1	Adapter-Quick	20	327-4	4	Screw-HH
9	110-5090	1	Grommet	21	3234-5	1	Screw-HHF
10	110-5088	1	Hose-Fill	22	3234-11	4	Screw-HHF
11	117-7928	1	Adapter ASM	23	3256-4	8	Washer-Flat
11:2	100-6989	1	O-Ring	24	120-0649	4	Bolt-TAP HH
12	120-0716	1	Filter ASM	25	32128-50	4	Nut-Flange
13	104-9095	2	Elbow	26	104-8301	8	Nut-Flange, NI
14	117-7955	1	Middle Suction Tube ASM	27	1-543286	1	Grommet
14:1	117-7953	1	Tube-Suction, Middle	28	119-5019	1	Stop-Lid
14:2	100-8649	2	Hose-Suction	29	3230-2	2	Bolt-CARR
14:3	2412-125	4	Clamp-Hose	30	104-8300	3	Nut-Flange, NI
15	117-7956	1	Lower Suction Tube ASM	31	119-5042	2	Decal-Tank
15:1	117-7954	1	Tube-Suction, Lower	32	120-0622	1	Decal-Warning
15:2	100-6714	1	Foot-Tube, Suction	33	42452	5	Cap-Protective



## Saddle and Tank Mount (continued)

Ref.	Part Number	Qty.	Description
34	3290-343	4	Pin-Hair
35	100-8642	1	Screen-Suction
35	100-6991	1	Element-Filter, Green
35	100-6992	1	Element-Filter, Red

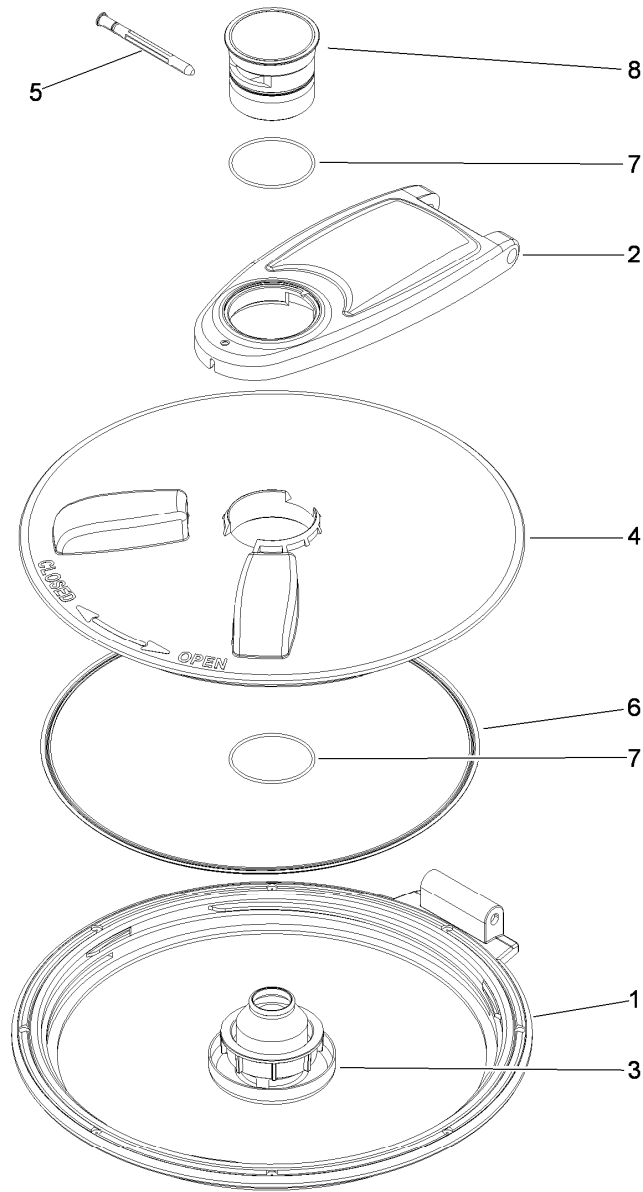
Ref.	Part Number	Qty.	Description
36	100-8641	1	Vane-Screen
37	3230-1	5	Bolt-CARR
38	119-9419	1	Basket-Filter



## Tank Assembly No. 117-8005

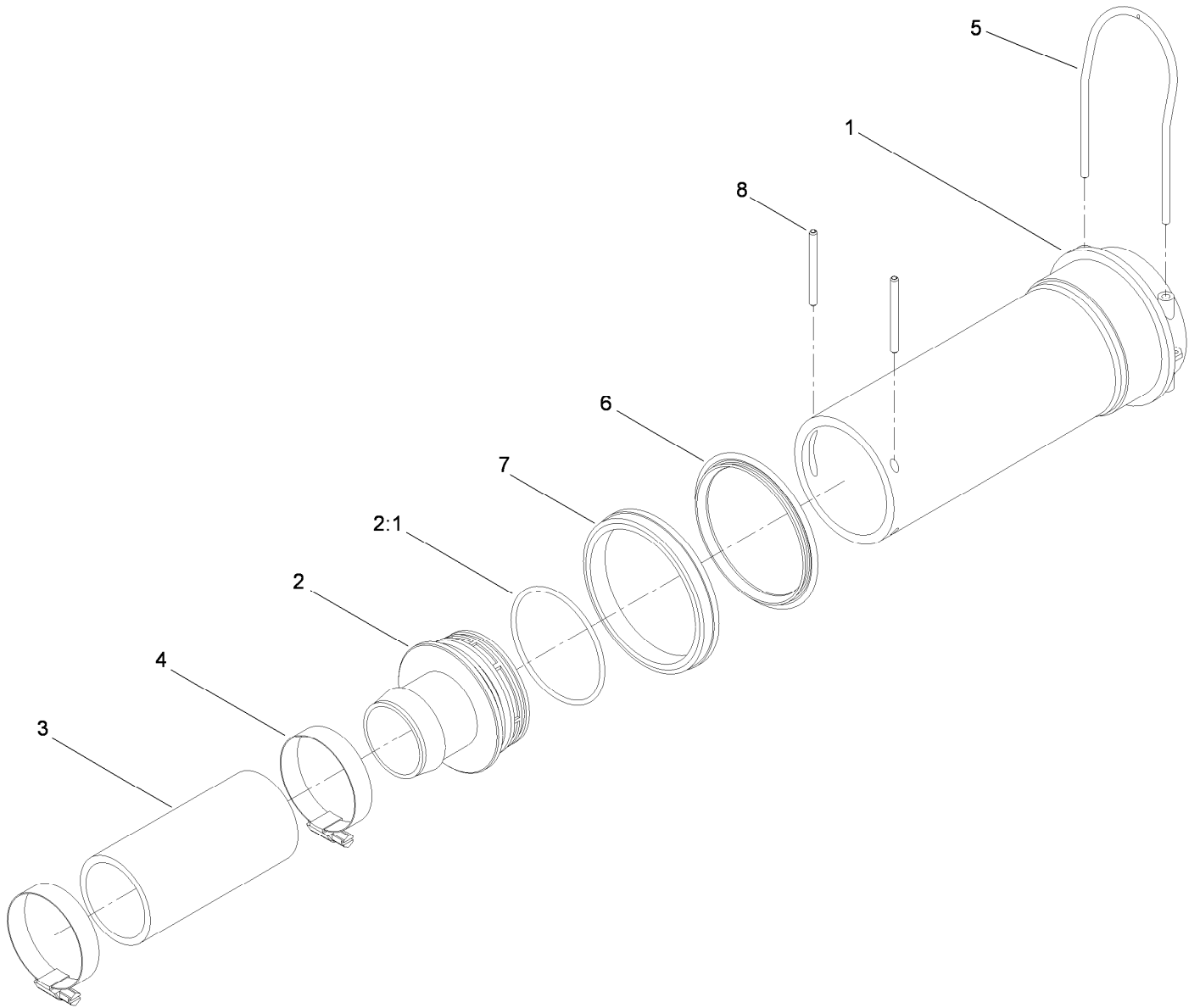
Ref.	Part Number	Qty.	Description
1		1	Tank ASM ●
1:2	117-7851	1	Bulkhead ASM
1:2:1	117-7850	1	Fitting-Bulkhead
1:2:2	100-8646	1	Gasket-Bulkhead
1:2:3	100-8647	1	Nut-Bulkhead
1:3		1	Spray Tank Lid ASM ●
1:4	119-9378	1	Gasket-Lid, Tank
1:6	107-8635	8	Screw-PFH
1:7	108-3358	4	Fitting-Bulkhead
1:7:1	107-2864	1	Gasket-Bulkhead
1:8	100-7051	4	Nut-Bulkhead
2	120-0622	1	Decal-Warning
3	119-5042	2	Decal-Tank

● Not serviced separately



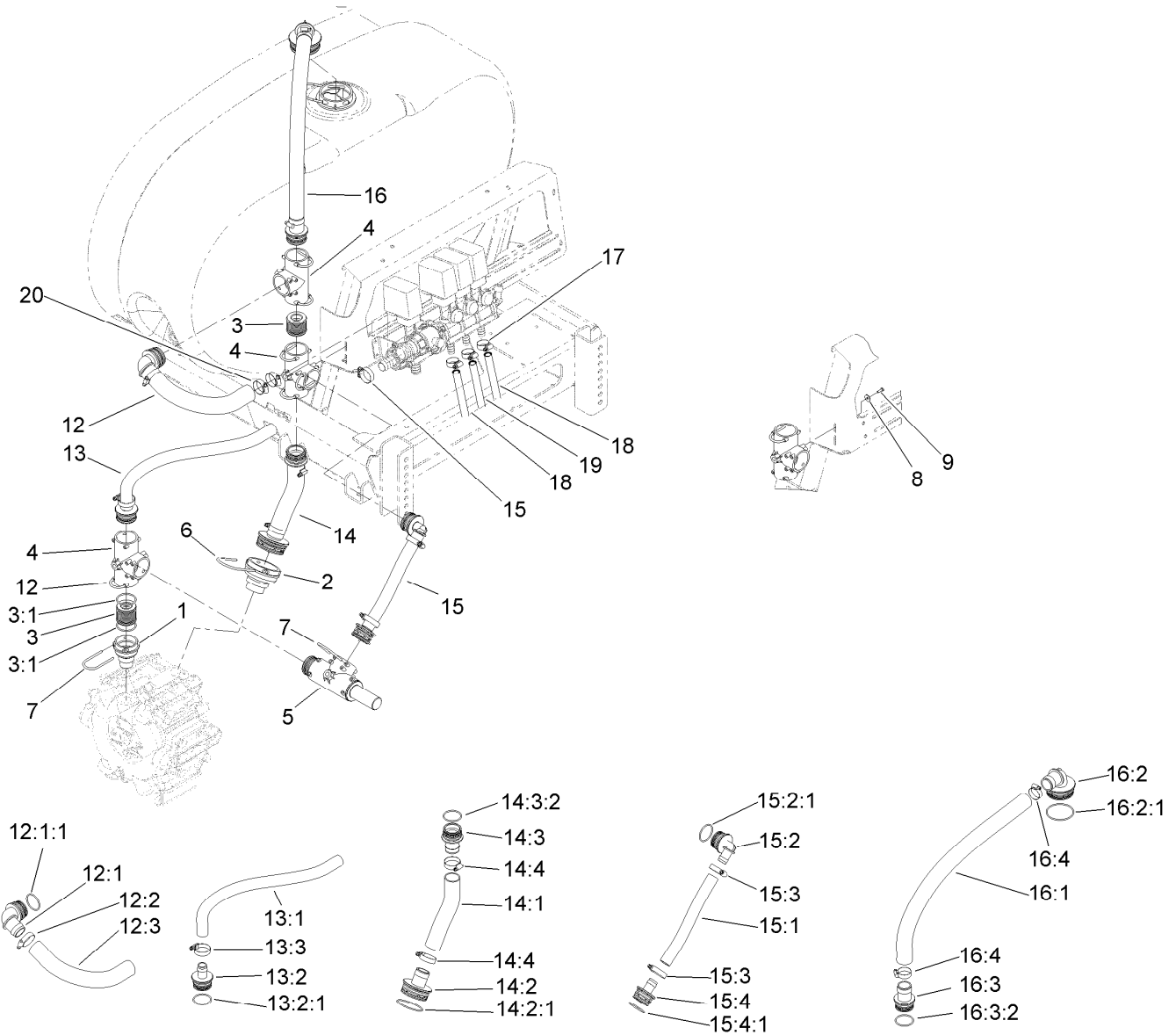
## Spray Tank Lid Assembly

<i>Ref.</i>	<i>Part Number</i>	<i>Qty.</i>	<i>Description</i>
1	119-9381	1	Ring-Lid
2	119-9382	1	Arm-Lid
3	119-9383	1	Lid Vent ASM
4	119-9384	1	Cover-Lid
5	119-9385	1	Pin-Pivot
6	106-5004	1	Seal-Lid
7	119-9386	2	O-Ring
8	119-9387	1	Cap-Lid



## Filter Assembly No. 120-0716

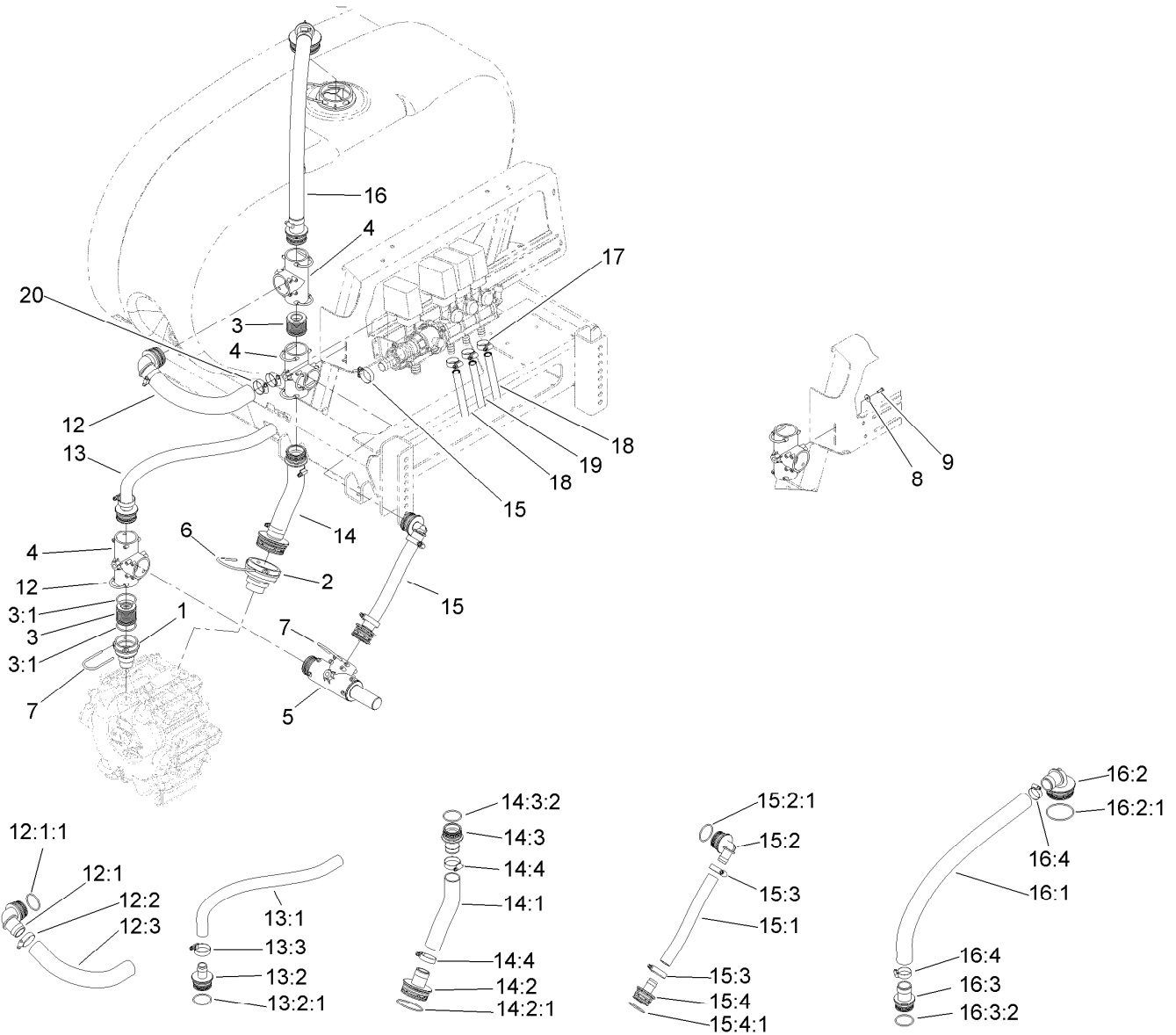
<i>Ref.</i>	<i>Part Number</i>	<i>Qty.</i>	<i>Description</i>
1	100-8643	1	Housing-Filter
2	106-4942	1	Hosebarb-Straight
2:1	100-6989	1	O-Ring
3	100-8649	1	Hose-Suction
4	2412-125	2	Clamp-Hose
5	100-8636	1	Fork-Special
6	100-8646	1	Gasket-Bulkhead
7	100-8647	1	Nut-Bulkhead
8	100-8644	2	Pin-Expansion



## Spray System Supply Assembly

Ref.	Part Number	Qty.	Description	Ref.	Part Number	Qty.	Description
1	117-7859	1	Fitting-Pump	13:2	106-4932	1	Hosebarb-Straight
2	117-7858	1	Fitting-Pump	13:2:1	100-8637	1	O-Ring
3	106-4947	2	Connector	13:3	2412-3	1	Clamp-Hose
3:1	100-8637	2	O-Ring	14		1	Lower-Suciton, Hose ASM ●
4	100-6704	3	Tee	14:1	117-7960	1	Hose-Suction,Lower
5	117-7874	1	Relief Valve ASM	14:2	117-7965	1	Hosebarb ASM
6	117-7996	1	Fork	14:2:1	100-6989	1	O-Ring
7	100-8635	13	Fork	14:3	117-7982	1	Hosebarb ASM
8	3256-61	2	Washer-Flat	14:3:2	100-8637	1	O-Ring
9	32144-32	2	Screw	14:4	41327	2	Clamp-Hose
12		1	Agitation Bypass Hose ASM	15		1	Pressure Relief Hose ASM ●
12:1	110-5156	1	Suction Elbow ASM	15:1	117-7958	1	Hose-Pressure Relief
12:1:1	100-8637	1	O-Ring	15:2	106-4933	2	Hosebarb ASM
12:2	41327	1	Clamp-Hose	15:2:1	100-8637	1	O-Ring
12:3	119-0520	1	Hose-Agitation, Bypass	15:3	2412-3	2	Clamp-Hose
13		1	Supply Hose ASM ●	15:4	106-4932	1	Hosebarb-Straight
13:1	119-0445	1	Hose-Main Supply	15:4:1	100-8637	1	O-Ring
				16		1	Upper Suction Hose ASM ●

● Not serviced separately

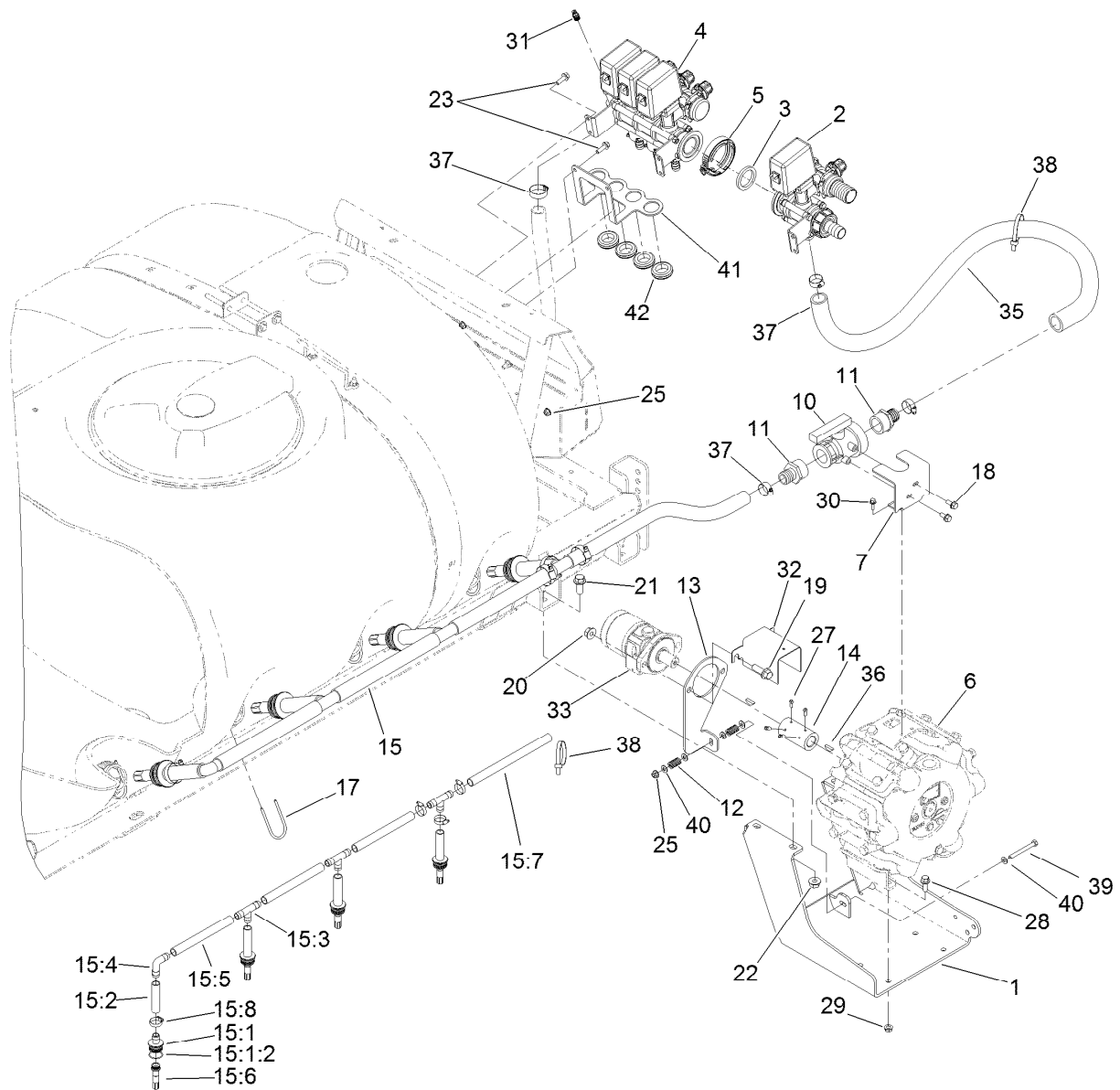


## Spray System Supply Assembly (continued)

Ref.	Part Number	Qty.	Description
16:1	117-7959	1	Hose-Suction, Upper
16:2	106-4952	1	Hosebarb-90 DEG
16:2:1	100-6989	1	O-Ring
16:3	117-7982	1	Hosebarb ASM
16:3:2	100-8637	1	O-Ring

Ref.	Part Number	Qty.	Description
16:4	41327	2	Clamp-Hose
17	2412-129	3	Clamp-Hose
18	108-3491	2	Hose-Boom
19	40506	1	Hose-Jumper
20	41327	2	Clamp-Hose

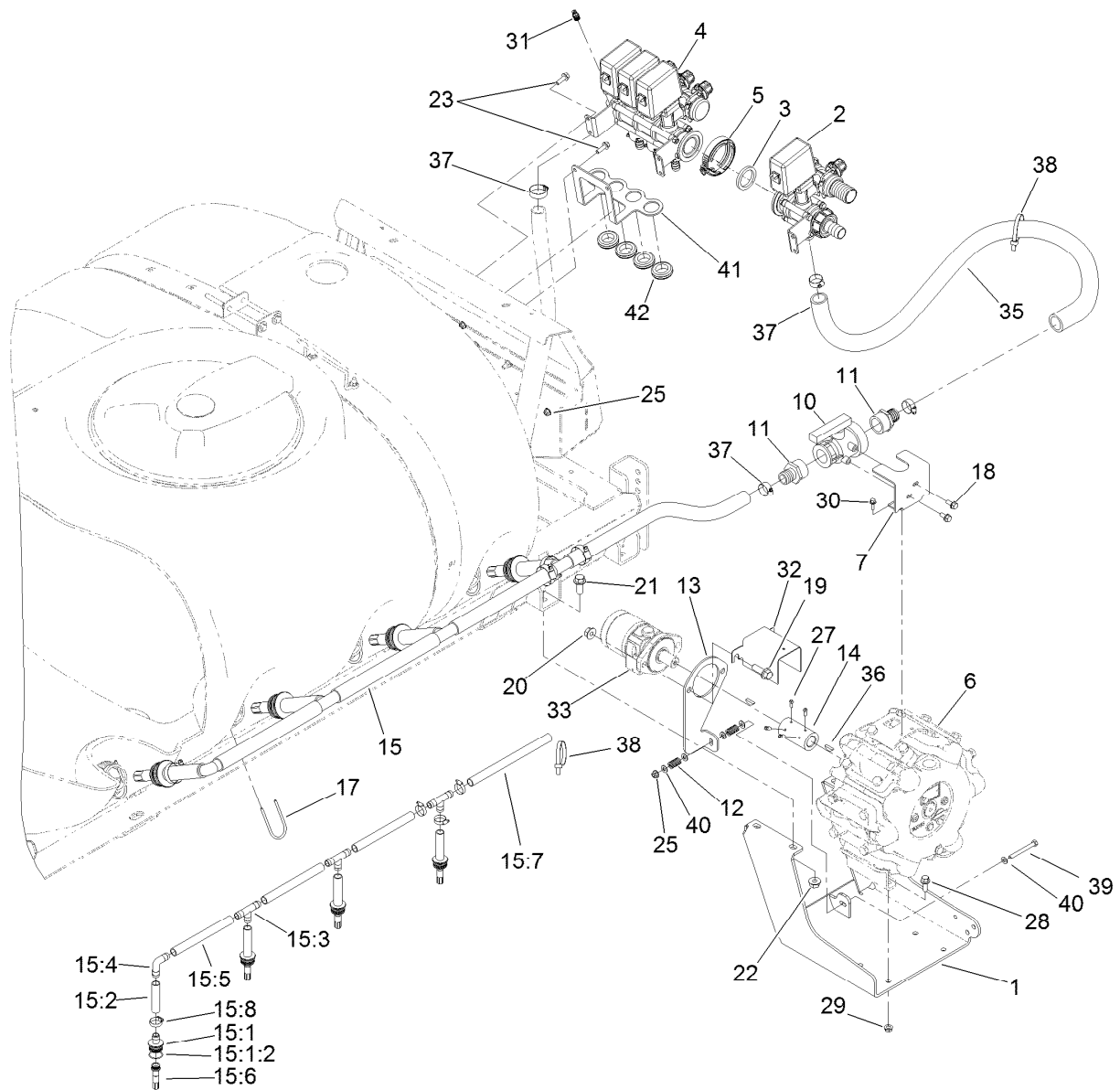
● Not serviced separately



## Spray Pump and Valve Assembly

Ref.	Part Number	Qty.	Description	Ref.	Part Number	Qty.	Description
1	117-0655-03	1	Pump Bracket ASM	15:5	117-7862	3	Hose-Main Agitation
2		1	Agitation Valve ASM ●	15:6	117-7853	4	Bushing-Nozzle
3	104-9090	1	Gasket	15:7	119-0443	1	Hose-Agitation
4		1	Manifold-Boom Valve ●	15:8	2412-3	15	Clamp-Hose
5	104-9089	1	Clamp-Screw, Worm	17	100-8635	4	Fork
6	117-0713	1	Pump ASM	18	3234-5	2	Screw-HHF
7	119-0442-03	1	Bracket-Ball Valve	19	100-6116	2	Screw-HHF
10	108-0069	1	Valve-Ball	20	32128-49	2	Nut-HHF
11	110-5224	2	Fitting-Barbed, Straight	21	110-5057	4	Capscrew-HHF
12	110-5331	2	Spring-Compression	22	108-3745	4	Nut-HF, Whiz
13	117-8040-03	1	Plate-Motor Mount	23	3234-17	8	Screw-HHF
14	117-8045	1	Coupler	25	104-8300	8	Nut-Flange, NI
15		1	Agitation Hose ASM ●	27	3241-7	4	Screw-SQH
15:1	117-7978	4	Str Threaded ASM	28	3234-11	4	Screw-HHF
15:1:2	100-8637	1	O-Ring	29	3290-357	4	Nut-HHF, Whiz
15:2	119-0441	4	Hose-Agitaiton	30	3234-4	2	Screw-HHF
15:3	117-7866	3	Tee-Hosebarb	31	100-8674	1	Coupler-Tube
15:4	117-7867	1	Elbow-Hosebarb	32	120-0628-03	1	Guard-Pump Shaft

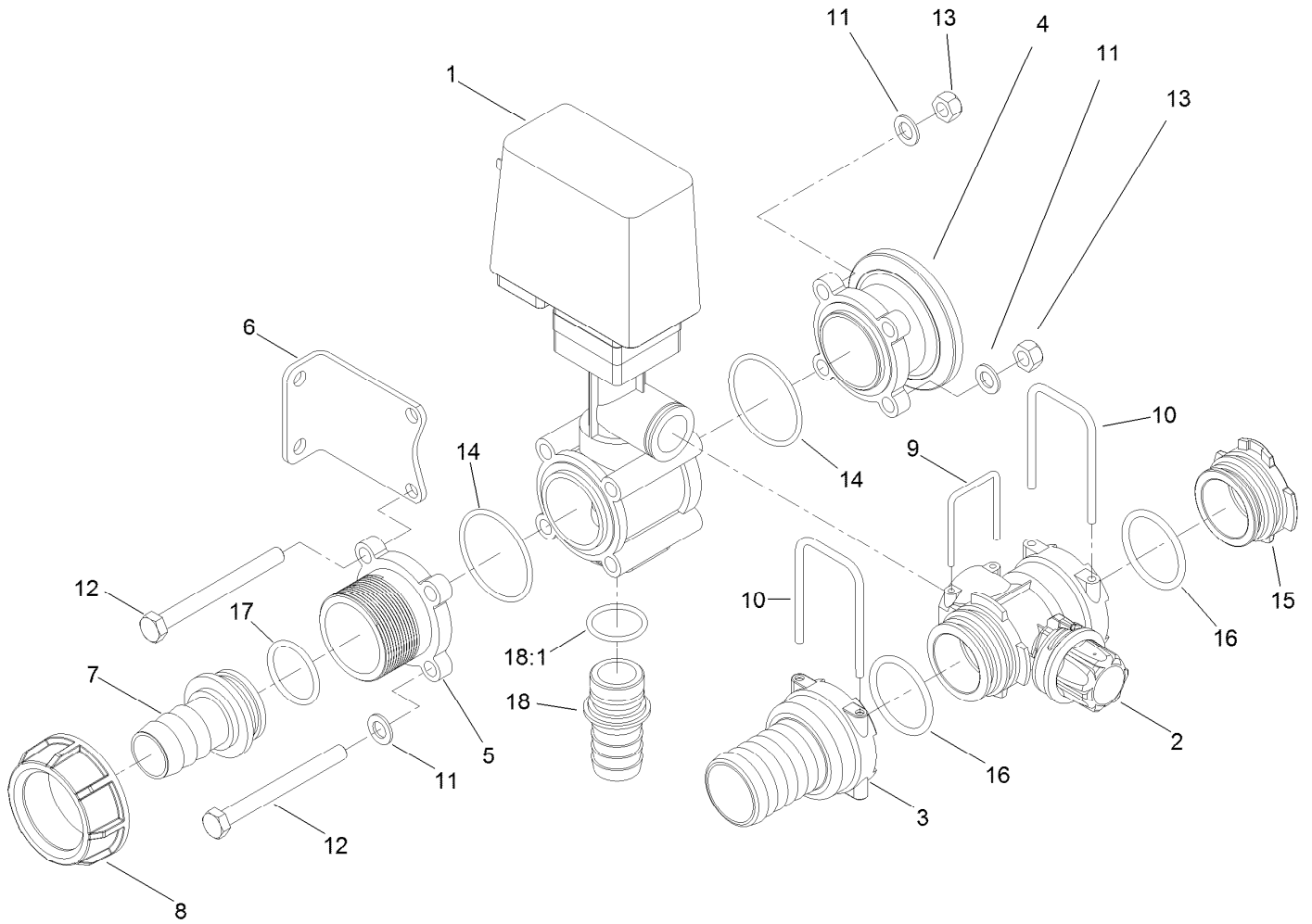
● Not serviced separately



## Spray Pump and Valve Assembly (continued)

Ref.	Part Number	Qty.	Description	Ref.	Part Number	Qty.	Description
33	117-0706	1	HYD Motor ASM	39	322-14	1	Screw-HH
35	119-0480	1	Hose-Valve, Agitation	40	3256-23	5	Washer-Flat
36	106-1990	1	Key-Woodruff	41	120-8594-03	1	Hose-Loom, 4 Hole
37	2412-34	4	Clamp-Hose	42	108-3723	4	Grommet
38	3334-945	2	Tie-Cable				

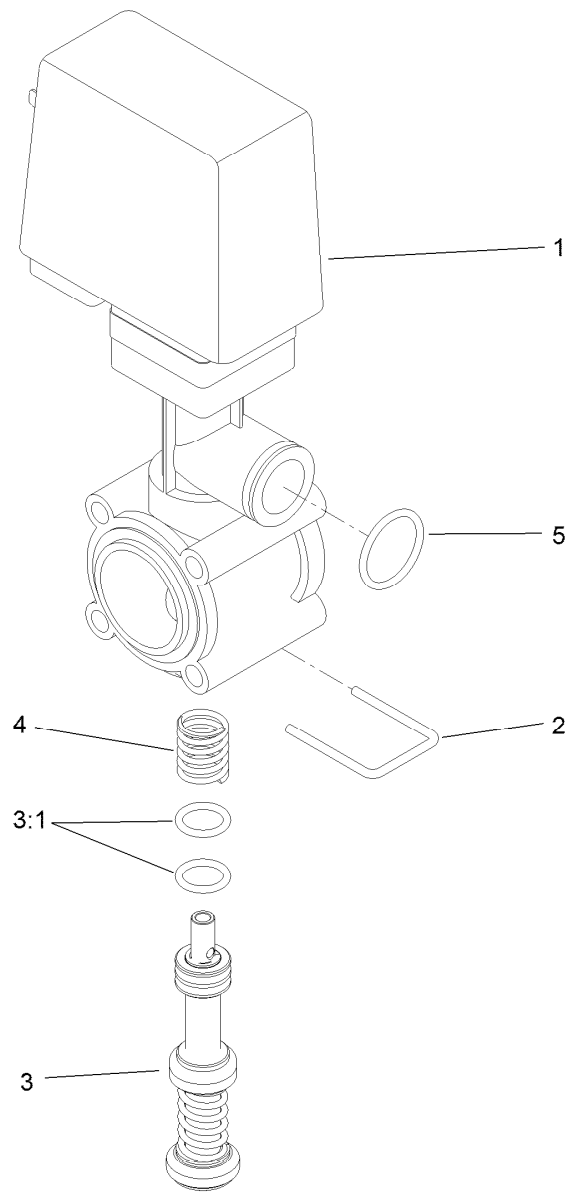
● Not serviced separately



## Agitation Valve Assembly

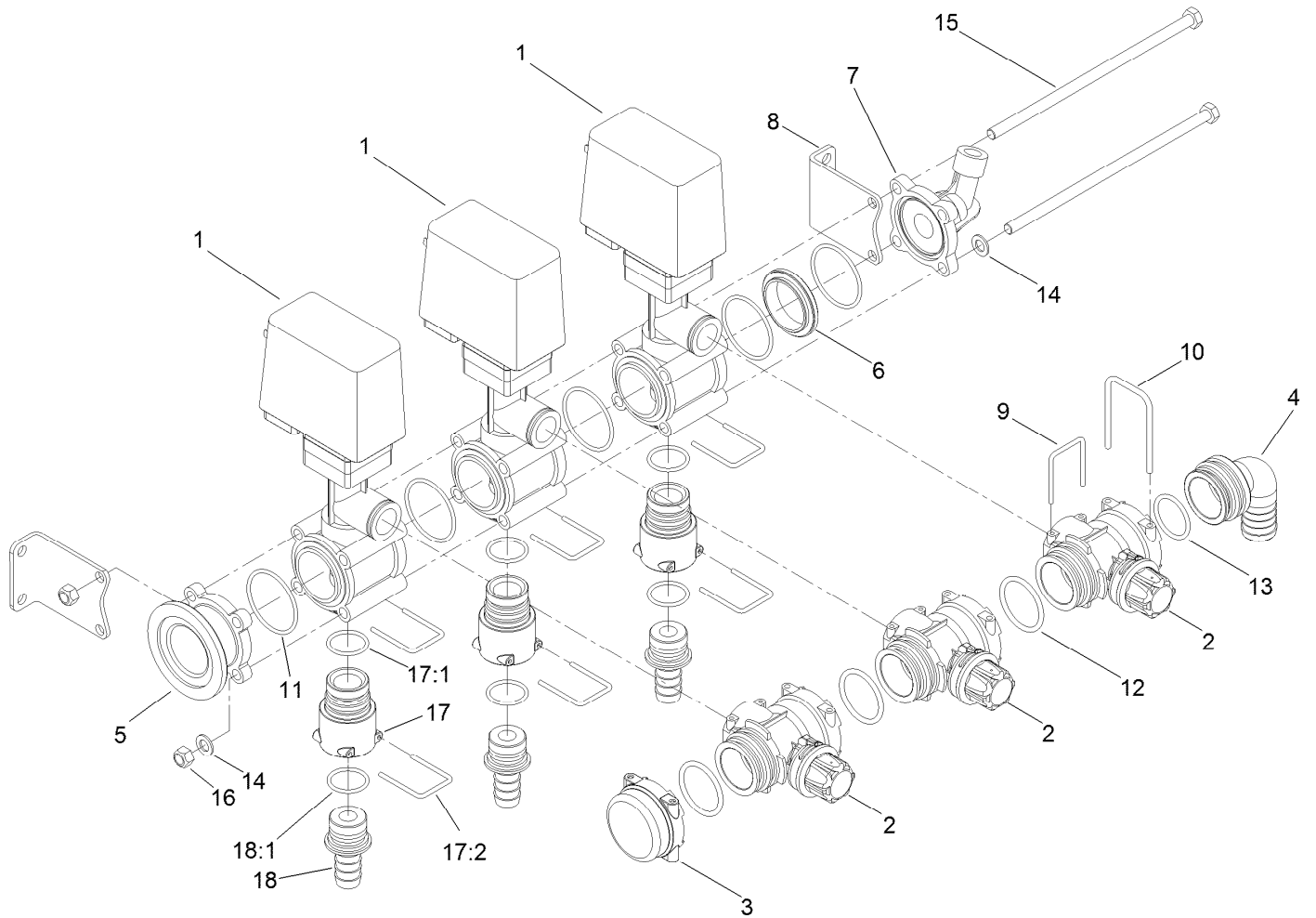
<i>Ref.</i>	<i>Part Number</i>	<i>Qty.</i>	<i>Description</i>
1	121-5053	1	Valve (W/Bypass)
2	120-8595	1	Valve-Bypass
3	120-8607	1	Hosebarb -Str
4	117-7966	1	Flange
5	119-0522	1	Adapter
6	117-7975	1	Bracke Mounting Kit
7	119-0499	1	Hosebarb
8	117-7879	1	Nut-Fly
9	119-4862	1	Fork
10	119-4863	2	Fork

<i>Ref.</i>	<i>Part Number</i>	<i>Qty.</i>	<i>Description</i>
11	119-4871	6	Washer
12	119-4866	4	Screw-HH
13	33024-00	4	Nut-Lock, NI
14	119-4870	2	O-Ring
15	121-5009	1	Cap-Valve
16	119-4869	2	O-Ring
17	117-7922	1	O-Ring
18	117-7992	1	Hosebarb
18:1	119-4868	1	O-Ring



## Valve Assmebly No. 121-5053

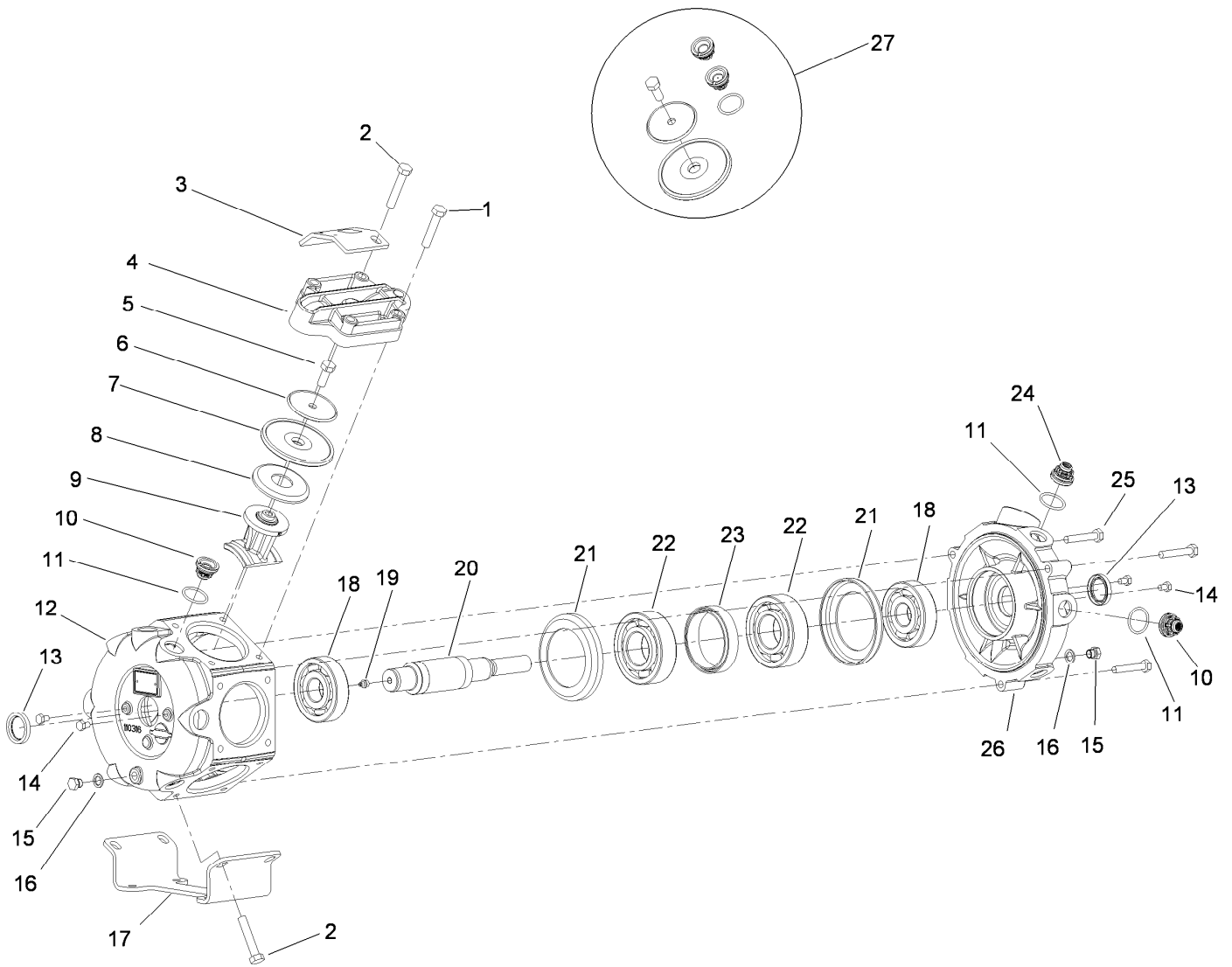
<i>Ref.</i>	<i>Part Number</i>	<i>Qty.</i>	<i>Description</i>
1	119-9397	1	Motor Valve Cover ASM
2	119-4862	1	Fork
3	121-5054	1	Piston ASM
3:1	121-5057	2	O-Ring, Arag Valve Piston
4	121-5056	1	Spring-Piston, Arag Valve
5	119-4868	1	O-Ring



## Boom Manifold Assembly

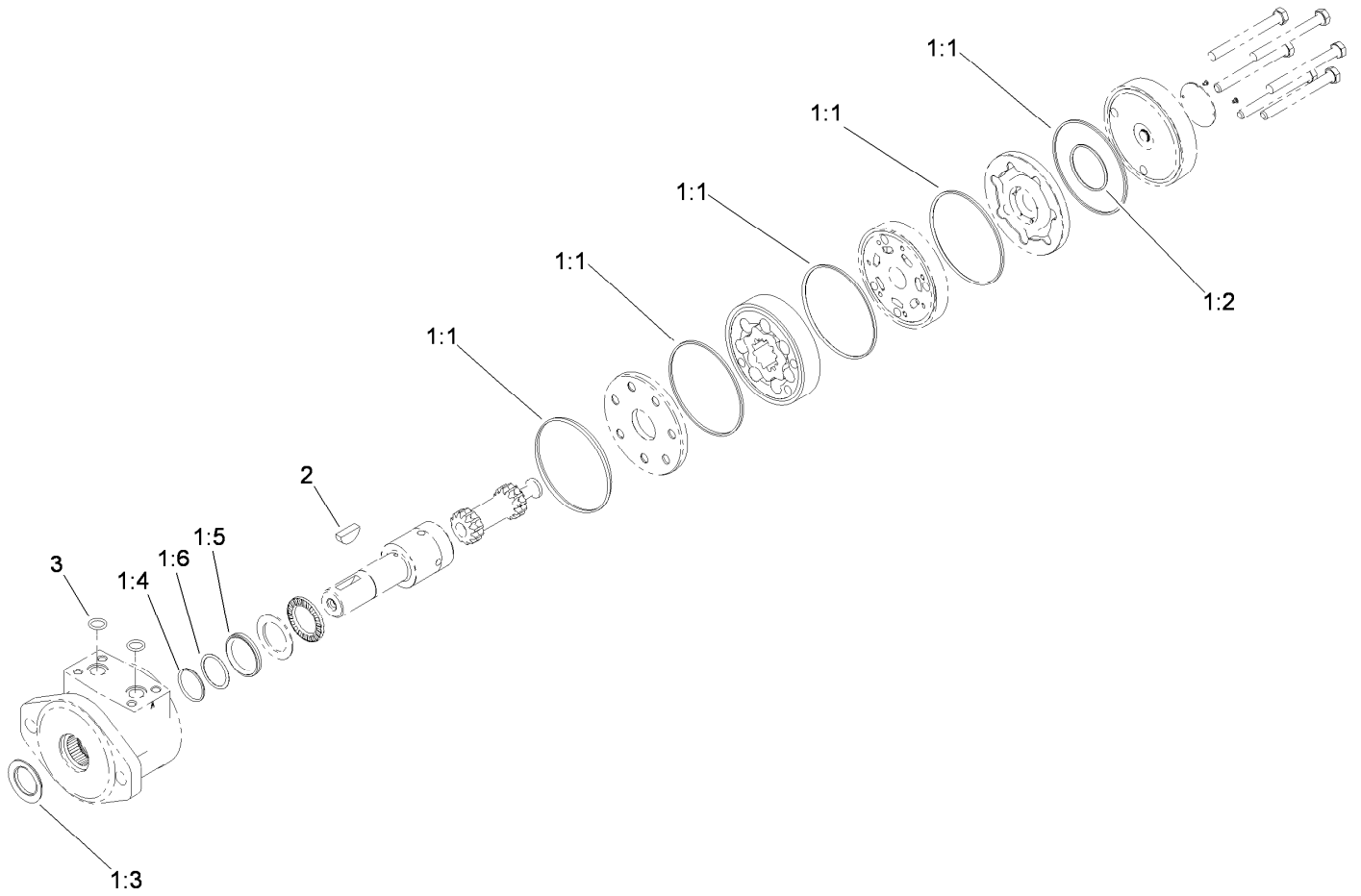
Ref.	Part Number	Qty.	Description
1	121-5053	3	Valve (W/Bypass)
2	120-8595	3	Valve-Bypass
3	120-8596	1	Cap-Valve
4	120-8606	1	Elbow
5	117-7967	1	Flange-Female
6	119-0463	1	Adapter-Male-Male
7	119-9421	1	Port-Pressure Gauge
8	119-0449	2	Bracket Mounting Kit
9	119-4862	1	Fork
10	119-4863	4	Fork
11	119-4870	5	O-Ring

Ref.	Part Number	Qty.	Description
12	119-4869	3	O-Ring
13	117-7922	1	O-Ring
14	119-4871	6	Washer
15	119-4867	4	Screw-HH
16	33024-00	4	Nut-Lock, NI
17	121-5055	3	Seat-Valve ASM
17:1	119-4868	1	O-Ring
17:2	119-4862	1	Fork
18	119-0464	3	Hosebarb
18:1	119-4868	1	O-Ring



## Pump Assembly No. 117-0713

<i>Ref.</i>	<i>Part Number</i>	<i>Qty.</i>	<i>Description</i>	<i>Ref.</i>	<i>Part Number</i>	<i>Qty.</i>	<i>Description</i>
1	120-0773	18	Bolt-Hex	15	120-0785	2	Plug
2	120-0774	6	Bolt-Hex	16	120-0786	2	Seal
3	120-0775	1	Bracket-Pump	17	120-0787	1	Foot-Pump
4	120-0776	6	Cover-Valve	18	120-0788	2	Bearing-Ball
5	120-0777	6	Bolt-Hex	19	99-0873	1	Fitting-Grease
6	120-0778	6	Disc-Diaphragm	20	120-0789	1	Shaft-Crank
7	120-0779	6	Diaphragm	21	120-0790	2	Spacer-Metal
8	120-0780	6	Disc-Backing, Diaphragm	22	120-0791	2	Bearing-Ball
9	120-0781	6	Rod-Connecting	23	120-0792	1	Spacer
10	99-0861	10	Pump Valve	24	120-0793	2	Valve W/Hole
11	100-6651	12	O-Ring	25	120-0794	3	Bolt-Hex
12	120-0782	1	Casting-Pump	26	120-0795	1	Casting-Pump
13	120-0783	2	Seal-Oil	27	120-0796	1	Pump Kit
14	120-0784	4	Bolt-Hex				

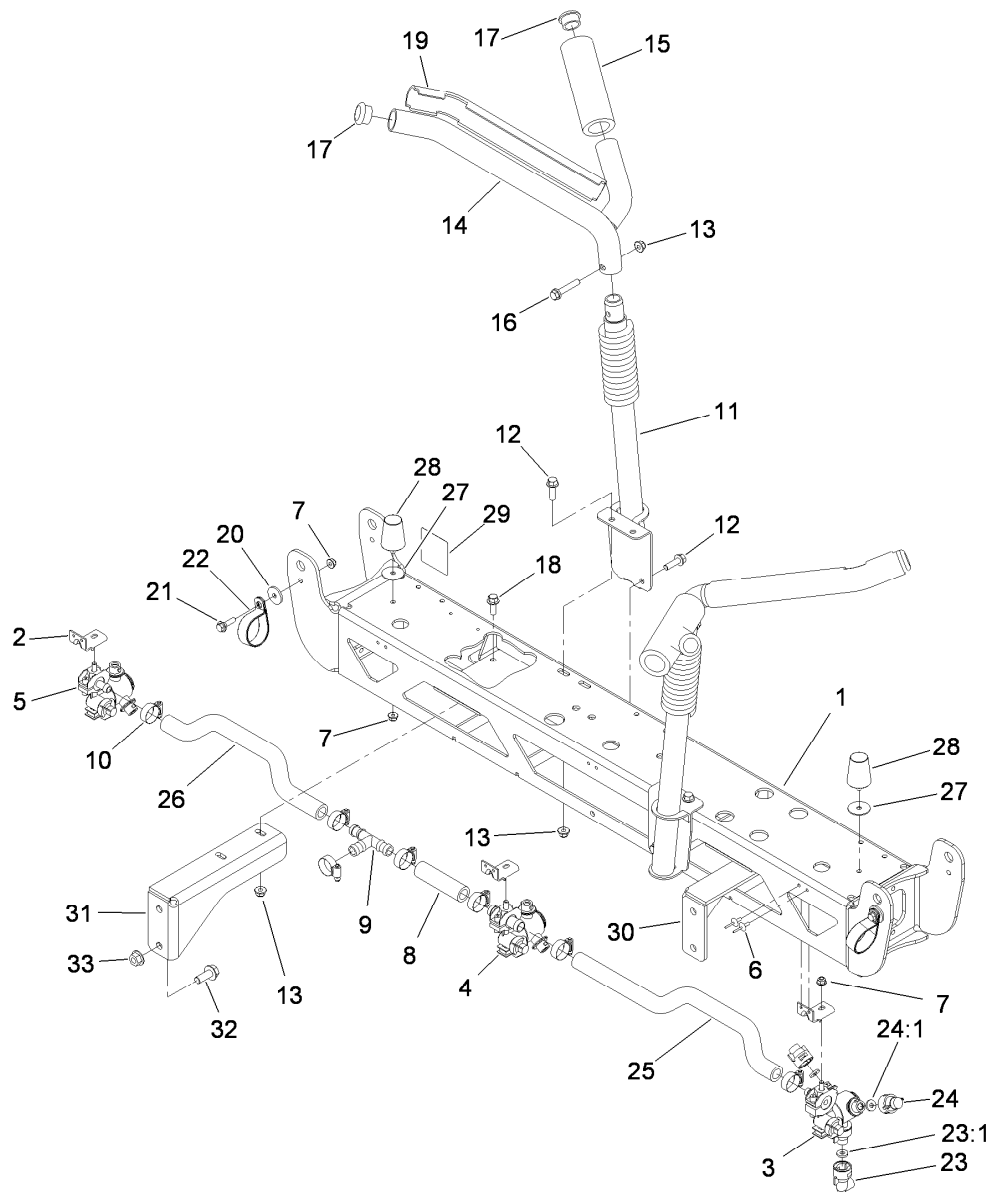


## Hydraulic Motor Assembly No. 117-0706

Ref.	Part Number	Qty.	Description
1	119-0433	1	Wheel Motor Seal Kit ●
1:1		5	Seal-Ring ■
1:2		1	Seal-Commutator ■
1:3		1	Seal-Dirt And Water ■
1:4		1	Ring-Backing ■
1:5		1	Seal-Shaft ■
1:6		1	Washer-Backup ■
2	3257-8	1	Key-Woodruff
3	120-0691	2	O-Ring

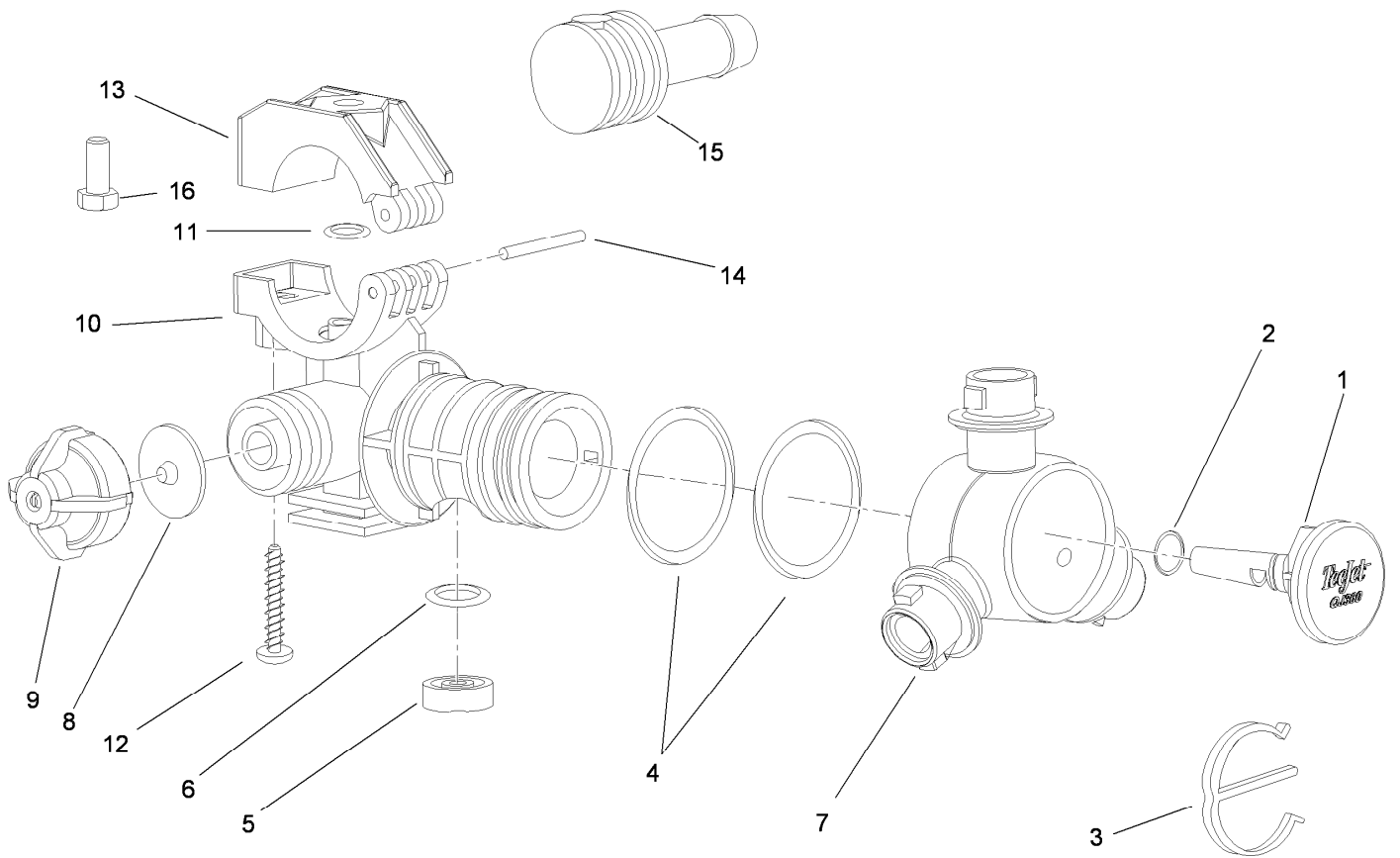
● Not illustrated

■ Not serviced separately



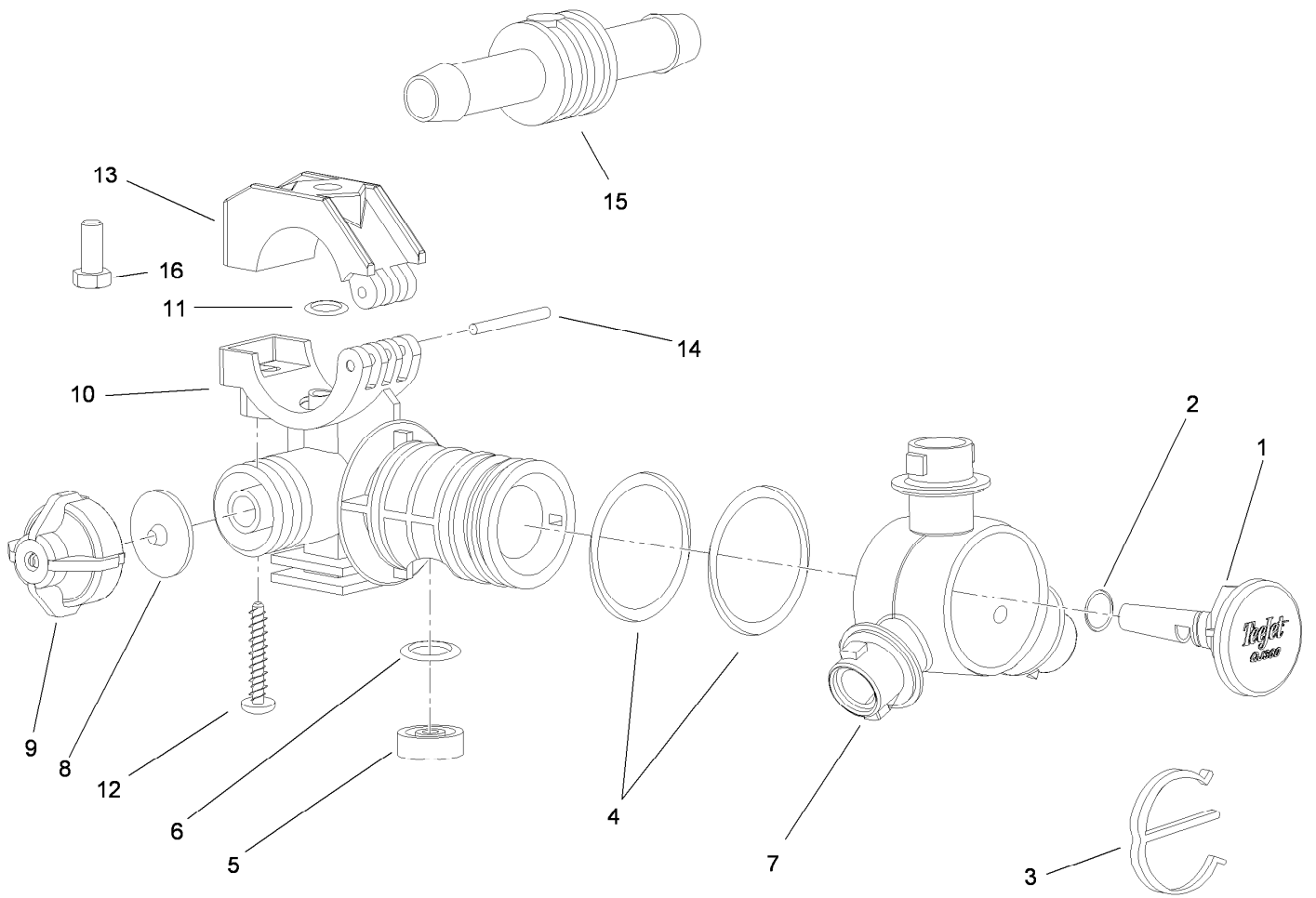
## Center Boom Assembly

Ref.	Part Number	Qty.	Description	Ref.	Part Number	Qty.	Description
1	114-9579-03	1	Frame ASM	19	108-3495	2	Cover-Slide
2	107-8775	3	Bracket-Mount, Nozzle	20	108-3743	2	Washer
3	108-3725	1	LH Single Body Turret ASM	21	108-3744	2	Screw-Shoulder
4	108-3727	1	Double Turret Body ASM	22	114-9566	2	Clamp-R
5	108-3726	1	RH Single Body Turret ASM	23	95-9186	3	Cap
6	3269-18	6	Rivet-Pop	23:1	40998	1	Seat-Gasket
7	104-8300	7	Nut-Flange, NI	24	95-9187	6	Cap-Blank
8	108-3717	1	Hose-Boom	24:1	40998	1	Seat-Gasket
9	108-3439	1	Tee	25	108-3735	1	Hose-Boom, Center (LH)
10	2412-129	7	Clamp-Hose	26	108-3718	1	Hose-Boom, Center (RH)
11	108-3472-03	2	Lower Cradle ASM	27	3256-68	2	Washer-Flat
12	110-5050	6	Screw-HHF	28	110-5070	2	Bumper
13	104-8301	12	Nut-Flange, NI	29	120-0617	2	Decal-Warning, Pinch, Crush
14	108-3476-03	2	Upper Cradle ASM	30	117-0651-03	1	Bracket-Boom Mount, RH
15	108-3457	2	Spacer	31	117-0652-03	1	Bracket-Boom Mount, LH
16	108-3742	2	Screw-HHF	32	110-5057	4	Capscrew-HHF
17	108-3489	4	Cap-Tube	33	108-3745	4	Nut-HF, Whiz
18	110-5052	4	Screw-HHF				



## LH Single Turret Body Assembly No. 108-3725

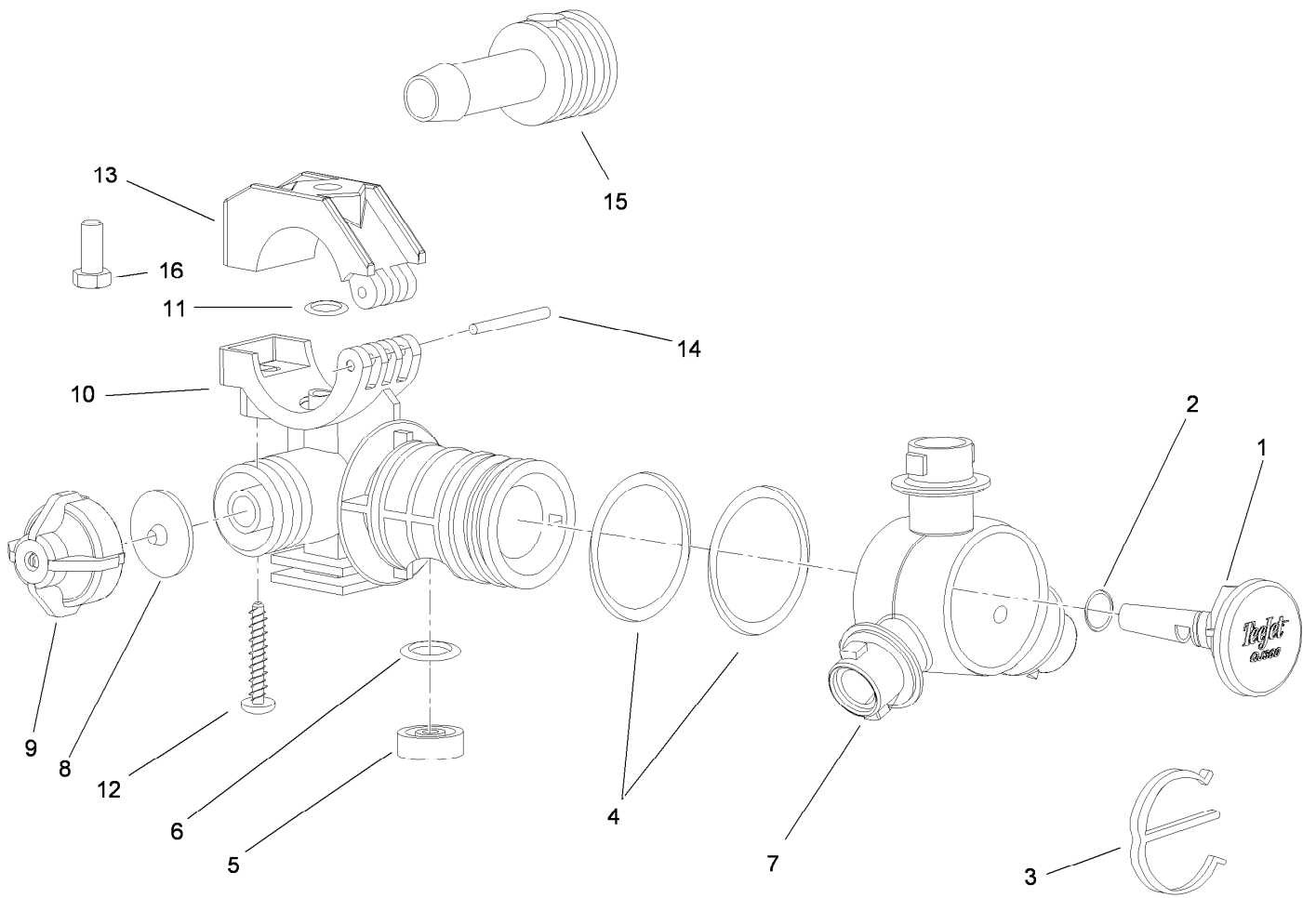
Ref.	Part Number	Qty.	Description	Ref.	Part Number	Qty.	Description
1	95-9200	1	Plug	9	95-9193	1	Cap-Diaphragm
2	95-9198	1	O-Ring	10	95-9192	1	Body-Split Eyelet
3	95-9197	1	E-Clip	11	95-9191	1	O-Ring
4	95-9199	2	O-Ring	12	99-0811	1	Screw-Clamp
5	108-3264	1	Seal-Viton	13	99-0812	1	Clamp-Upper
6	108-3265	1	O-Ring-Viton	14	99-0814	1	Pin-Pivot
7	95-9196	1	Turret	15	95-9201	1	Shank-Hose
8	41003	1	Diaphragm	16	322-3	1	Screw-HH



## Double Turret Body Assembly No. 108-3727

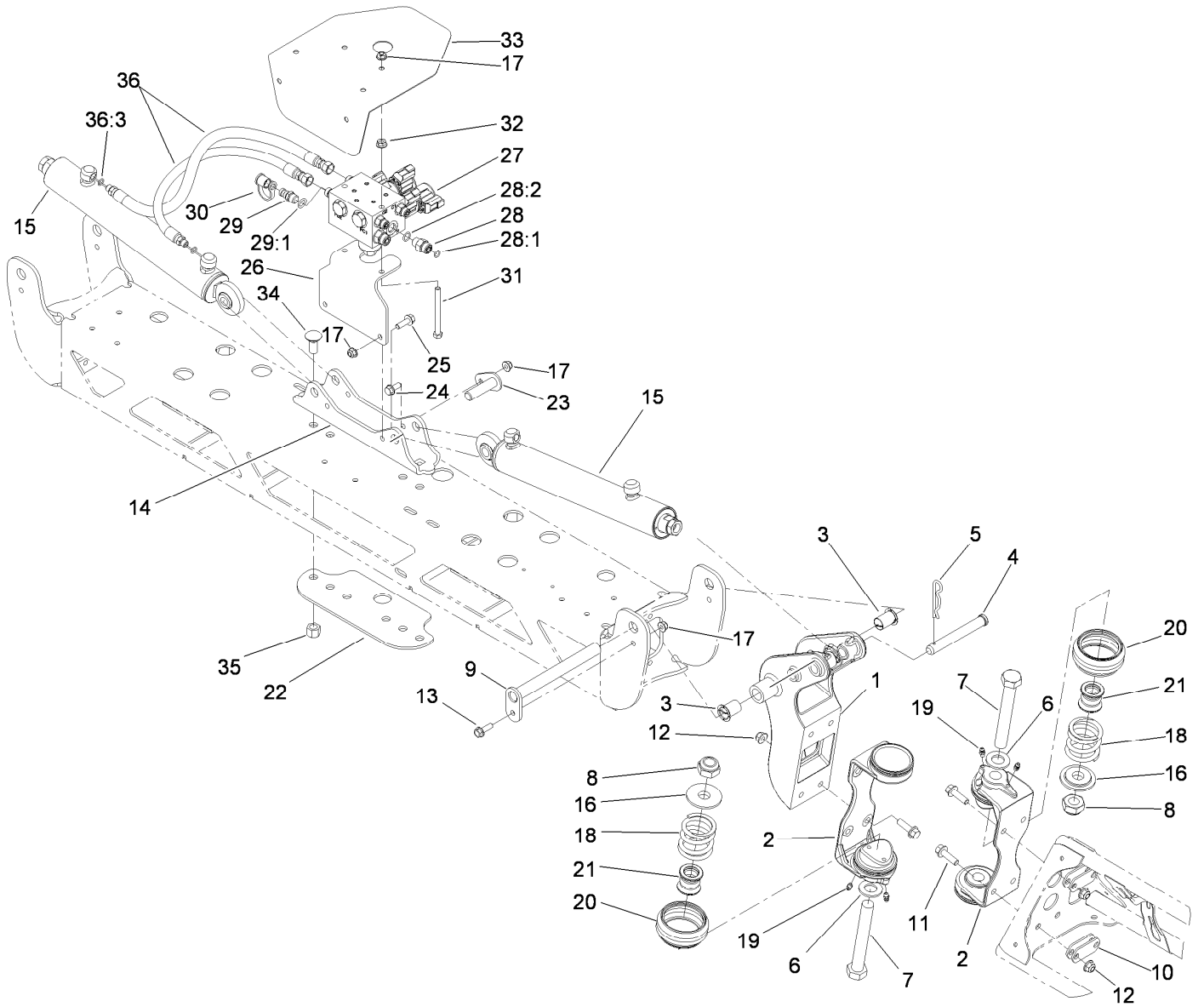
Ref.	Part Number	Qty.	Description
1	95-9200	1	Plug
2	95-9198	1	O-Ring
3	95-9197	1	E-Clip
4	95-9199	2	O-Ring
5	108-3264	1	Seal-Viton
6	108-3265	1	O-Ring-Viton
7	95-9196	1	Turret
8	41003	1	Diaphragm

Ref.	Part Number	Qty.	Description
9	95-9193	1	Cap-Diaphragm
10	95-9192	1	Body-Split Eyelet
11	95-9191	1	O-Ring
12	99-0811	1	Screw-Clamp
13	99-0812	1	Clamp-Upper
14	99-0814	1	Pin-Pivot
15	95-9202	1	Shank-Hose
16	322-3	1	Screw-HH



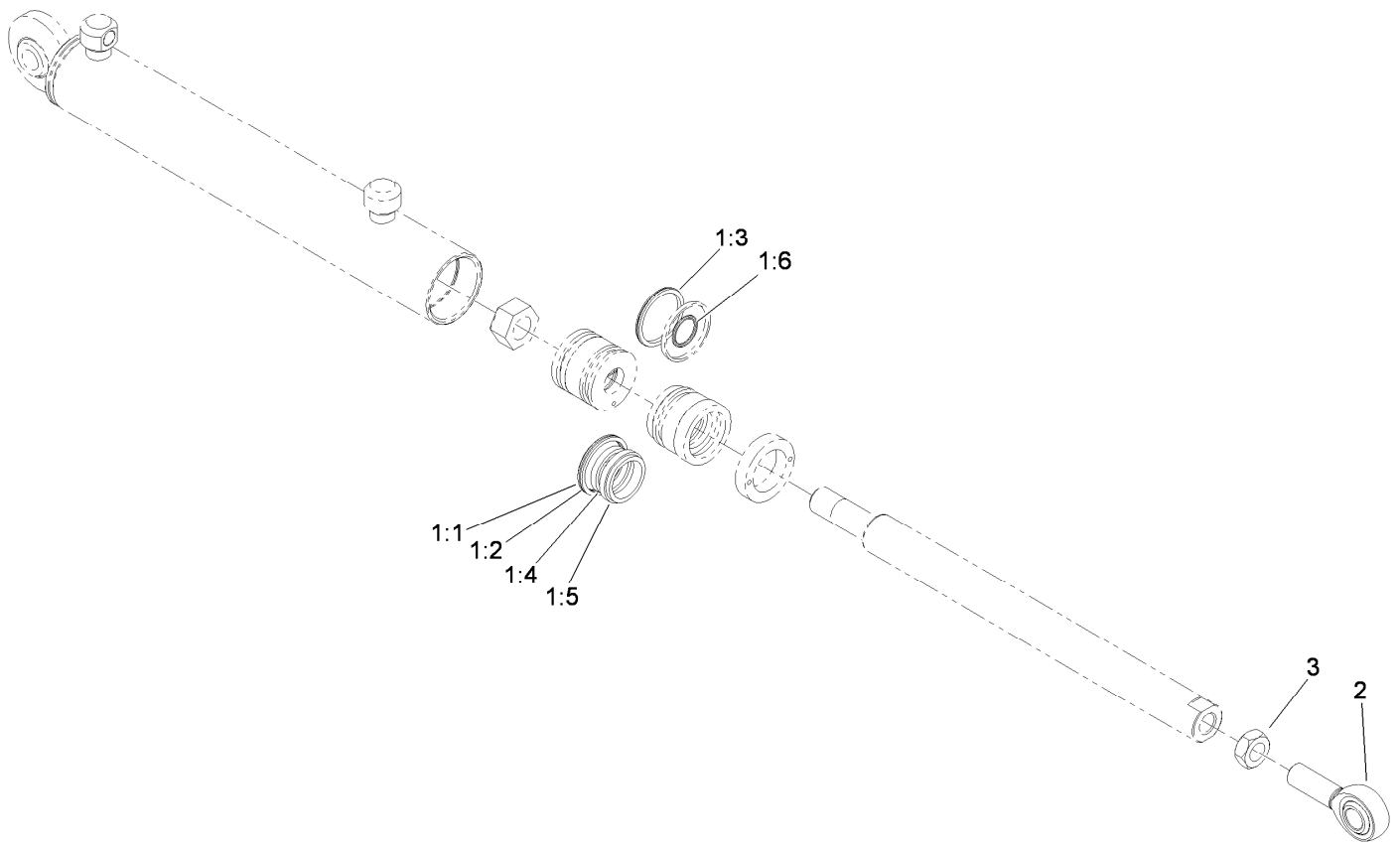
## RH Single Body Turret Assembly No. 108-3726

<i>Ref.</i>	<i>Part Number</i>	<i>Qty.</i>	<i>Description</i>	<i>Ref.</i>	<i>Part Number</i>	<i>Qty.</i>	<i>Description</i>
1	95-9200	1	Plug	9	95-9193	1	Cap-Diaphragm
2	95-9198	1	O-Ring	10	95-9192	1	Body-Split Eyelet
3	95-9197	1	E-Clip	11	95-9191	1	O-Ring
4	95-9199	2	O-Ring	12	99-0811	1	Screw-Clamp
5	108-3264	1	Seal-Viton	13	99-0812	1	Clamp-Upper
6	108-3265	1	O-Ring-Viton	14	99-0814	1	Pin-Pivot
7	95-9196	1	Turret	15	95-9201	1	Shank-Hose
8	41003	1	Diaphragm	16	322-3	1	Screw-HH



## Center Boom Assembly

Ref.	Part Number	Qty.	Description	Ref.	Part Number	Qty.	Description
1	119-4993-03	2	Bracket-Pivot	22	108-3469-03	1	Plate-Washer
2	108-3471-03	4	Hinge	23	112-7884	2	Pivot Pin ASM
3	100-8541	4	Bushing-A Arm	24	110-5053	2	Screw-HHF
4	108-3436	2	Pin-Clevis	25	3234-29	2	Screw-HHF
5	3290-468	2	Pin-Cotter	26	117-0711-03	1	Plate-Mount, Boom Valve
6	110-5054	4	Washer-Flat	27	117-0702	1	On-Off Boom Lift Valve Assembly
7	108-3738	4	Screw-HH	28	340-2	2	Fitting-HYD, Straight
8	3296-15	4	Nut-Lock, NI	28:1	237-22	1	O-Ring
9	108-3419	2	Pivot Pin ASM	28:2	237-42	1	O-Ring
10	108-3605	8	Plate-Backing	29	59-7410	1	Fitting-Diagnostic
11	110-5050	16	Screw-HHF	29:1	237-42	1	O-Ring
12	104-8301	16	Nut-Flange, NI	30	354-79	1	Cap-Dust
13	108-3748	2	Screw-HHF	31	322-22	2	Screw-HH
14	119-4856-03	1	Plate-Mount, Cylinders	32	32128-26	2	Nut-Flange
15	117-0701	2	Hydraulic Cylinder ASM	33	120-8527-03	1	Plate-Cover
16	108-3444	4	Retainer-Spring	34	110-5067	2	Screw-CARR
17	104-8300	8	Nut-Flange, NI	35	3296-23	2	Nut-Lock, NI
18	108-3440	4	Spring-Breakaway, Boom	36	119-4859	4	Hose ASM
19	302-5	8	Fitting-Grease	36:3	237-78	1	O-Ring
20	108-3459	4	Boot-Hinge				
21	120-8541	4	Dampener-Hinge				

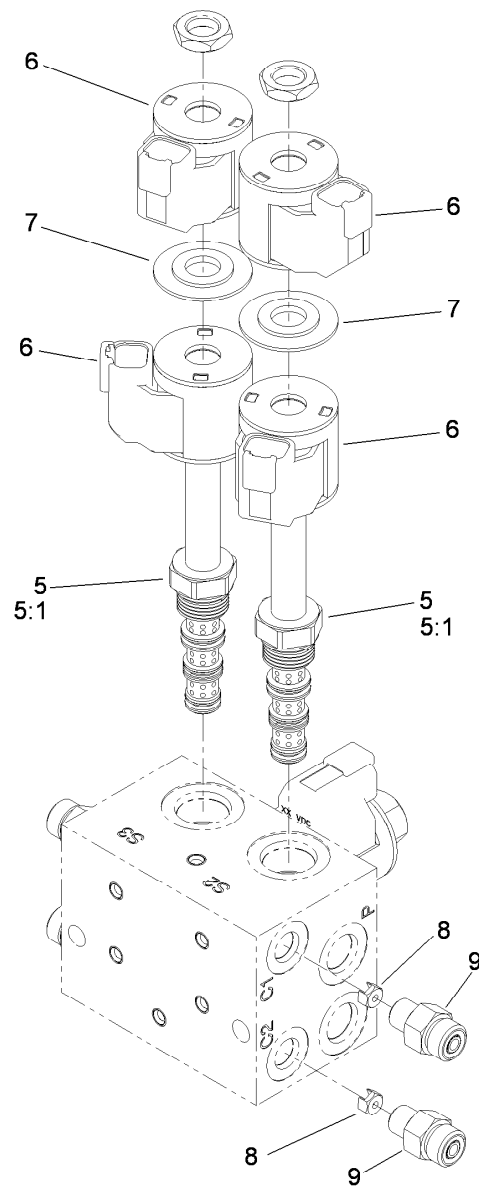
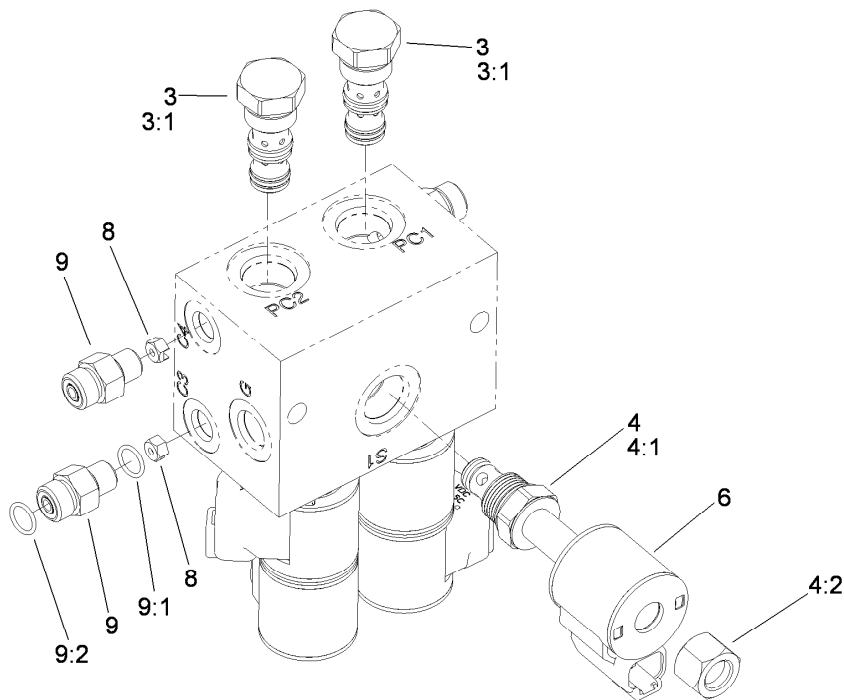


## Hydraulic Cylinder Assembly No. 117-0701

<i>Ref.</i>	<i>Part Number</i>	<i>Qty.</i>	<i>Description</i>
1	119-8026	1	Seal Kit ●
1:1		1	O-Ring ■
1:2		1	Ring-Backup ■
1:3		1	Bp Seal ■
1:4		1	Bs Seal ■
1:5		1	Dust Seal ■
1:6		1	O-Ring ■
2	119-8027	1	Rod End
3	3220-6	1	Nut-Jam

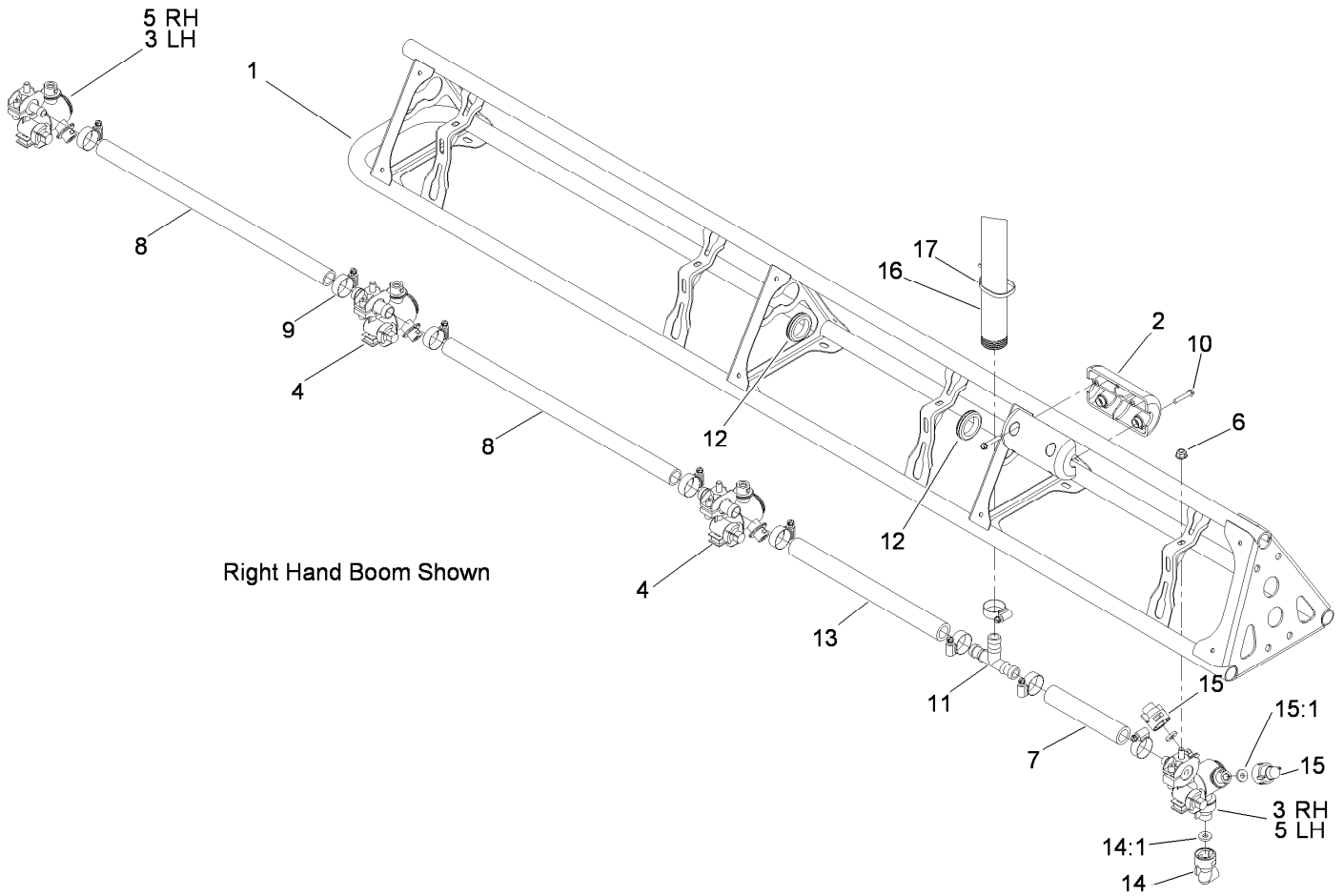
● Not illustrated

■ Not serviced separately



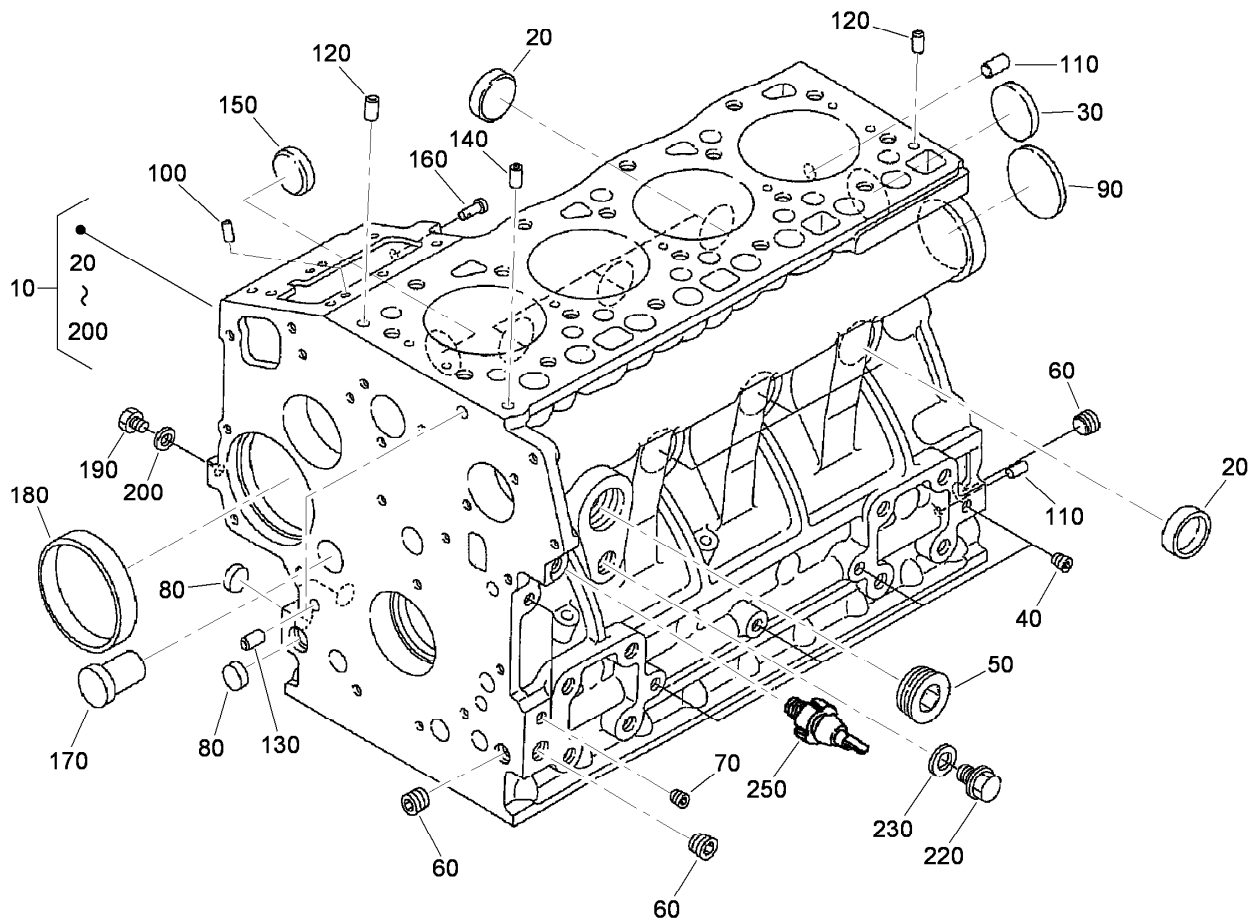
## On-Off Boom Lift Valve No. 117-0702

Ref.	Part Number	Qty.	Description
3	120-2588	2	Valve-Check
3:1	120-0886	1	Seal Kit
4	107-7517	1	Valve-Solenoid
4:1	105-9156	1	Seal Kit
4:2	107-7812	1	Nut-Solenoid
5	120-2587	2	Valve-Solenoid
5:1	112-6520	1	Seal Kit
6	119-8036	5	E-Coil, 12 Vdc, -08
7	120-2586	2	Spacer-Coil
8	120-2585	4	Orifice, .035
9	340-92	4	Fitting-HYD, Straight
9:1	237-78	1	O-Ring
9:2	237-21	1	O-Ring



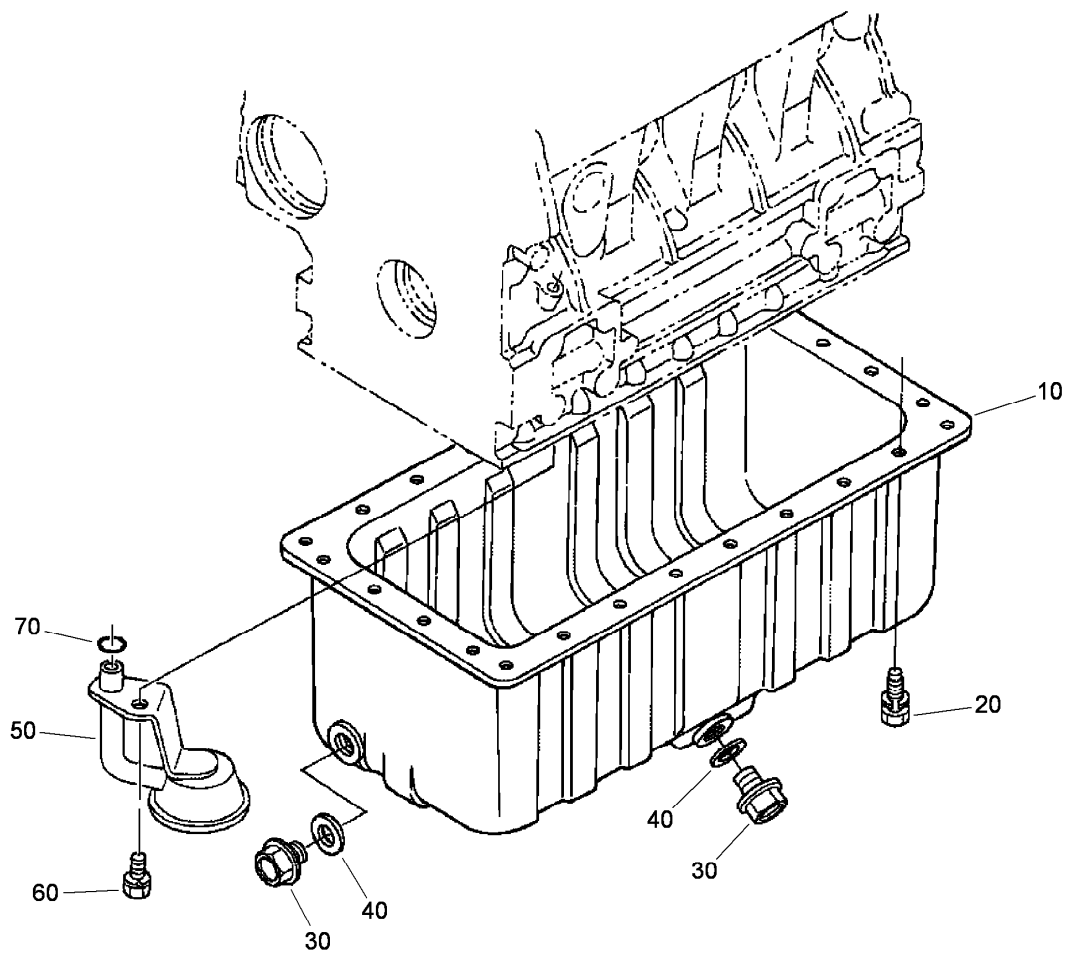
## Left and Right Hand Wing Boom Assembly

<i>Ref.</i>	<i>Part Number</i>	<i>Qty.</i>	<i>Description</i>	<i>Ref.</i>	<i>Part Number</i>	<i>Qty.</i>	<i>Description</i>
1	108-3524-03	1	RH Boom ASM	10	119-9369	8	Screw-Hfh
1	108-3525-03	1	LH Boom ASM	11	108-3439	2	Tee
2	119-9368	4	Block Slide	12	240-3	4	Grommet-Rubber
3	108-3725	2	LH Single Body Turret ASM	13	108-3721	2	Hose-Boom
4	108-3727	4	Double Turret Body ASM	14	95-9186	8	Cap
5	108-3726	2	RH Single Body Turret ASM	14:1	40998	1	Seat-Gasket
6	104-8300	8	Nut-Flange, NI	15	95-9187	16	Cap-Blank
7	108-3728	2	Hose-Boom	15:1	40998	1	Seat-Gasket
8	40506	4	Hose-Jumper	16	107-8650	2	Conduit-Convolved
9	2412-129	18	Clamp-Hose	17	3290-378	4	Tie-Cable



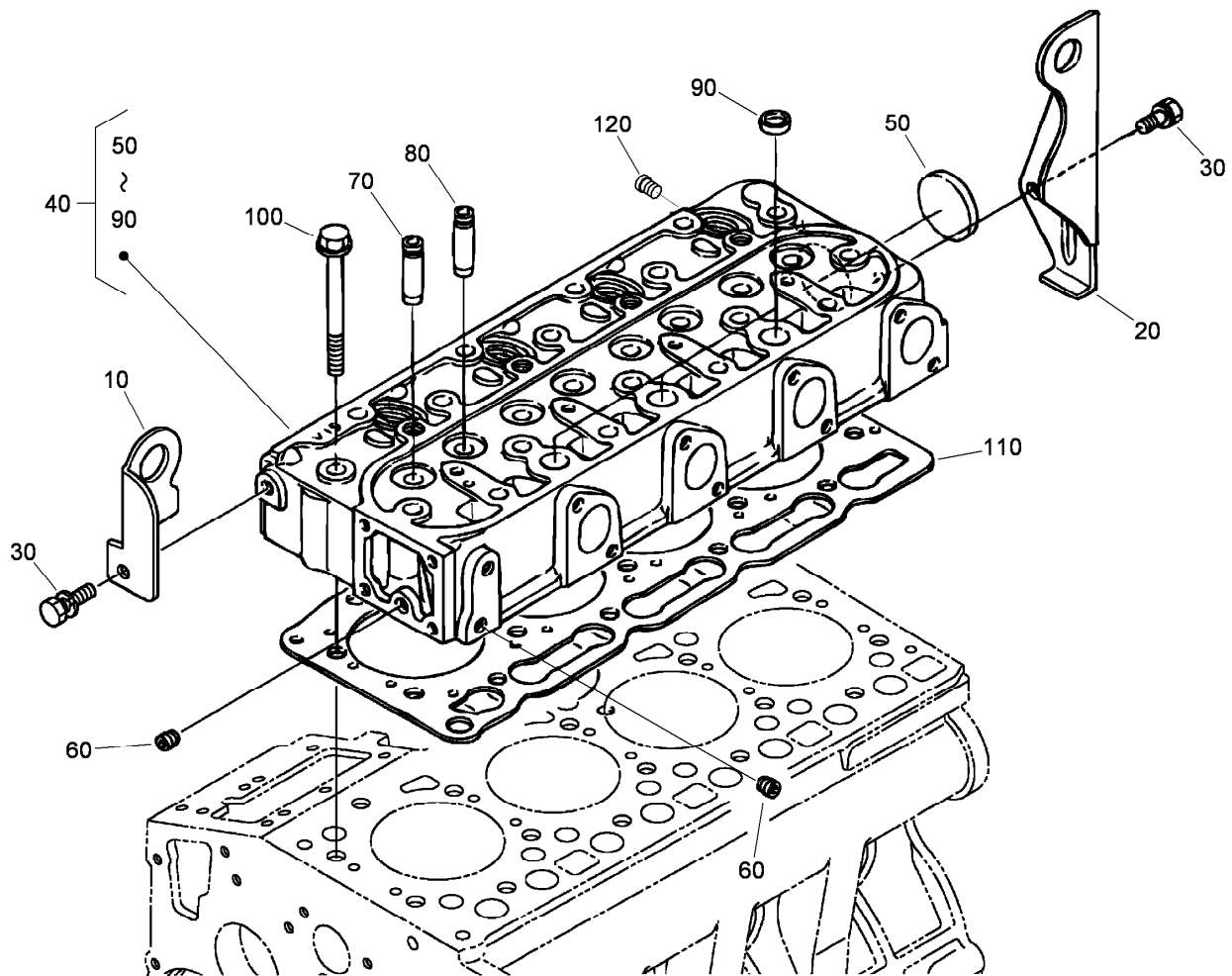
## Crankcase Assembly

<i>Ref.</i>	<i>Part Number</i>	<i>Qty.</i>	<i>Description</i>
10	115-4109	1	Crankcase ASM
20	98-9398	6	Cap-Sealing
30	98-7539	1	Cap-Sealing
40	98-9687	4	Plug
50	105-3779	1	Plug
60	98-9597	3	Plug
70	98-7487	2	Plug
80	98-9379	3	Plug-Expansion
90	98-9668	1	Plug-Expansion
100	98-9375	2	Pin-Straight
110	98-9377	2	Pin-Straight
120	98-9376	2	Pin-Straight
130	98-9387	2	Pin-Pipe
140	98-9539	1	Pin-Pipe
150	98-9599	1	Plug
160	105-3796	1	Pin-Spring, Start
170	98-9675	1	Plug
180	98-9656	1	Bushing-Governor, Gear
190	98-7507	1	Plug
200	98-7428	1	Gasket
220	99-3447	1	Plug
230	106-7056	1	Gasket
250	98-9416	1	Switch-Oil



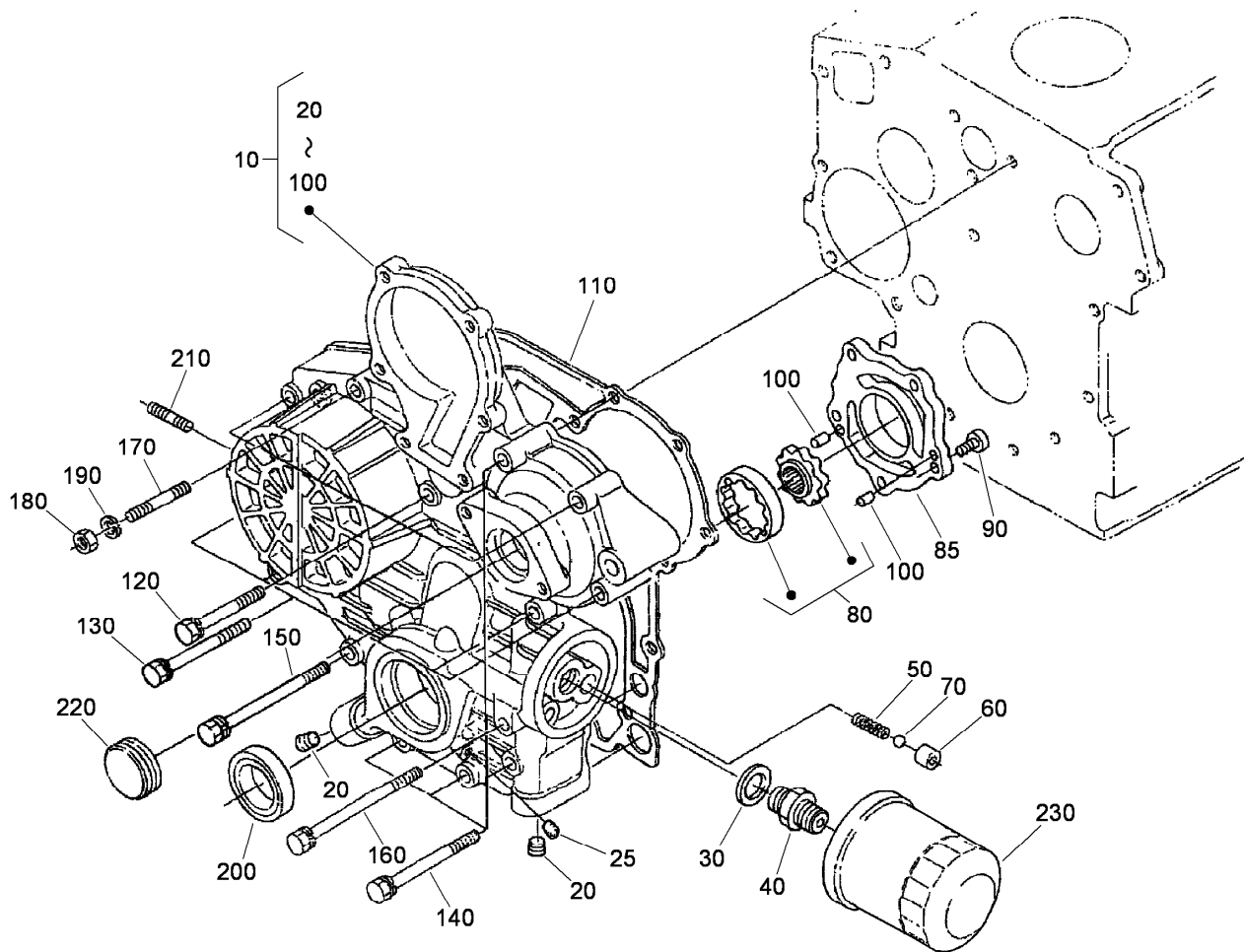
## Oil Pan Assembly

<i>Ref.</i>	<i>Part Number</i>	<i>Qty.</i>	<i>Description</i>
10	108-2852	1	Pan-Oil
20	98-9351	26	Bolt
30	114-8151	2	Plug-Drain
40	98-7524	2	Gasket
50	112-7003	1	Head-Filter, Oil
60	98-7526	1	Bolt
70	105-3776	1	O-Ring



## Cylinder Head Assembly

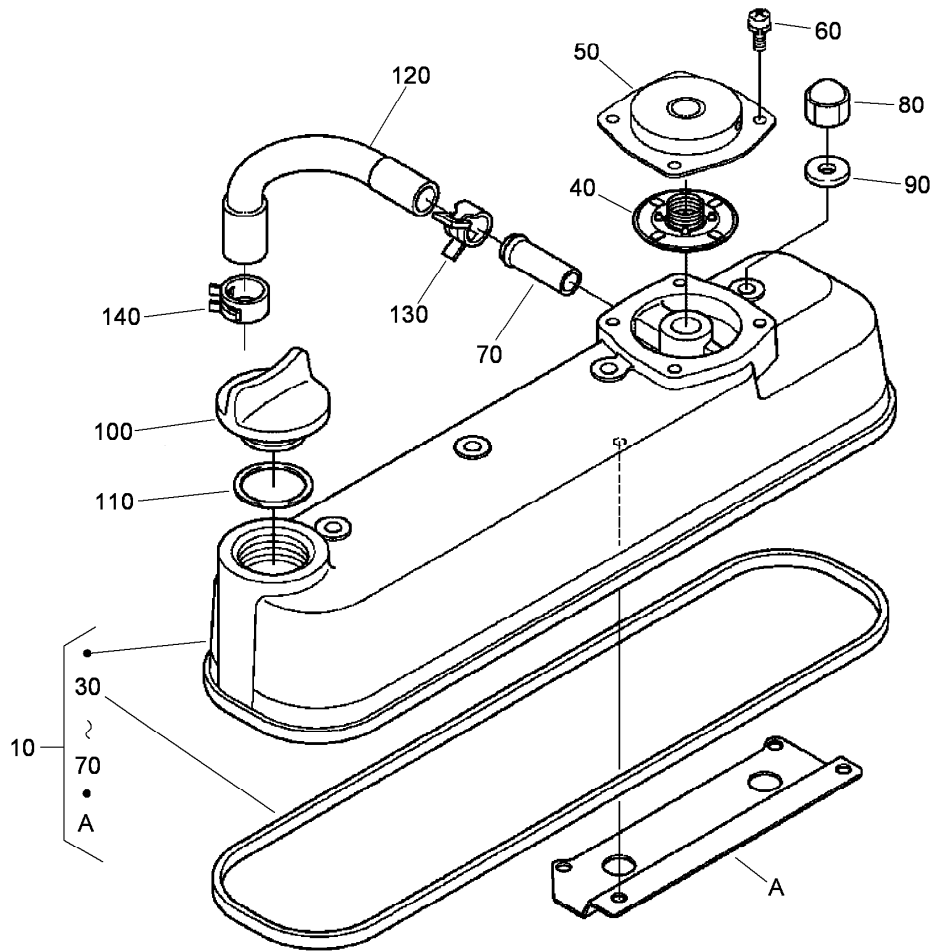
<i>Ref.</i>	<i>Part Number</i>	<i>Qty.</i>	<i>Description</i>
10	98-9477	1	Hook-Engine
20	98-9478	1	Hook-Engine
30	100-9195	2	Bolt
40	115-3012	1	Cylinder Head ASM
50	105-3705	1	Cap-Sealing
60	98-9687	2	Plug
70	107-9066	4	Guide-Valve, Inlet
80	107-9067	4	Guide-Valve, Exhaust
90	98-9389	3	Cap-Sealing
100	98-9479	18	Bolt-Head, Cylinder
110	108-2855	1	Gasket-Head, Cylinder
120	98-9444	1	Plug



## Gear Case Assembly

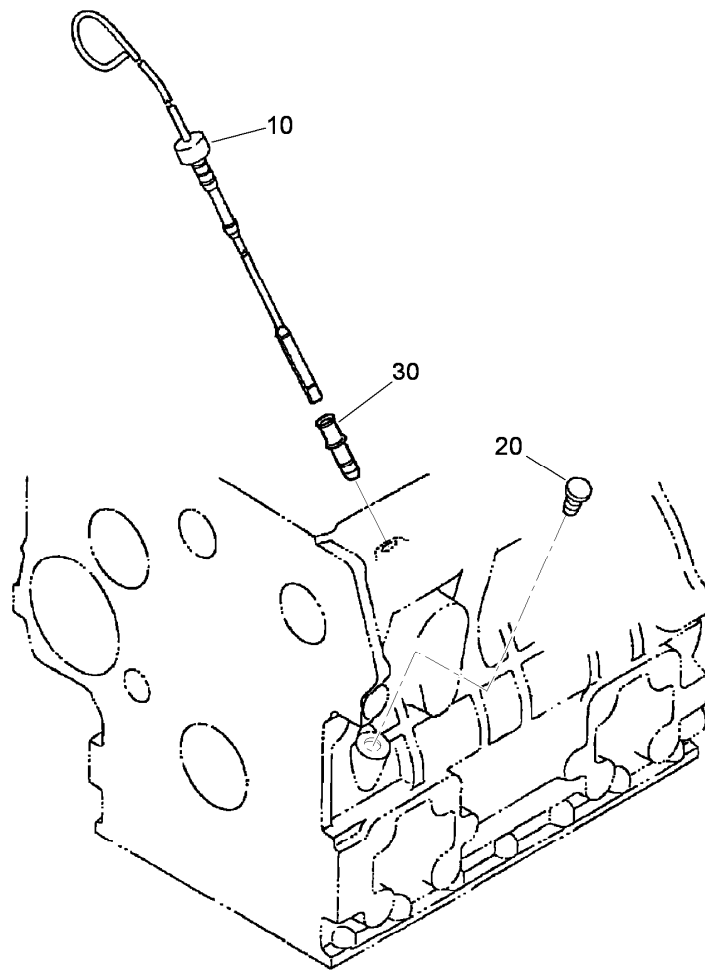
<i>Ref.</i>	<i>Part Number</i>	<i>Qty.</i>	<i>Description</i>
10	115-4105	1	Gear Case ASM
20	98-9598	2	Plug
25	98-7487	1	Plug
30	98-7562	1	Washer-Plain
40	98-9388	1	Joint-Pipe
50	98-9544	1	Spring
60	98-9543	1	Seat-Valve
70	98-9380	1	Ball
80	98-9540	1	Oil Pump Rotor ASM
85	107-9069	1	Cover-Pump, Oil
90	107-9071	5	Screw
100	107-9072	2	Pin-Straight
110	98-9633	1	Gasket-Case, Gear

<i>Ref.</i>	<i>Part Number</i>	<i>Qty.</i>	<i>Description</i>
120	107-9073	3	Bolt
130	105-3797	4	Bolt
140	98-9356	4	Bolt
150	107-9074	1	Bolt
160	98-9586	1	Bolt
170	105-3709	1	Stud
180	98-7572	1	Nut
190	98-7699	1	Washer-Spring
200	98-9482	1	Seal-Oil
210	105-3710	2	Stud
220	98-9641	1	Cover-Case, Gear
230	108-3841	1	Filter-Oil



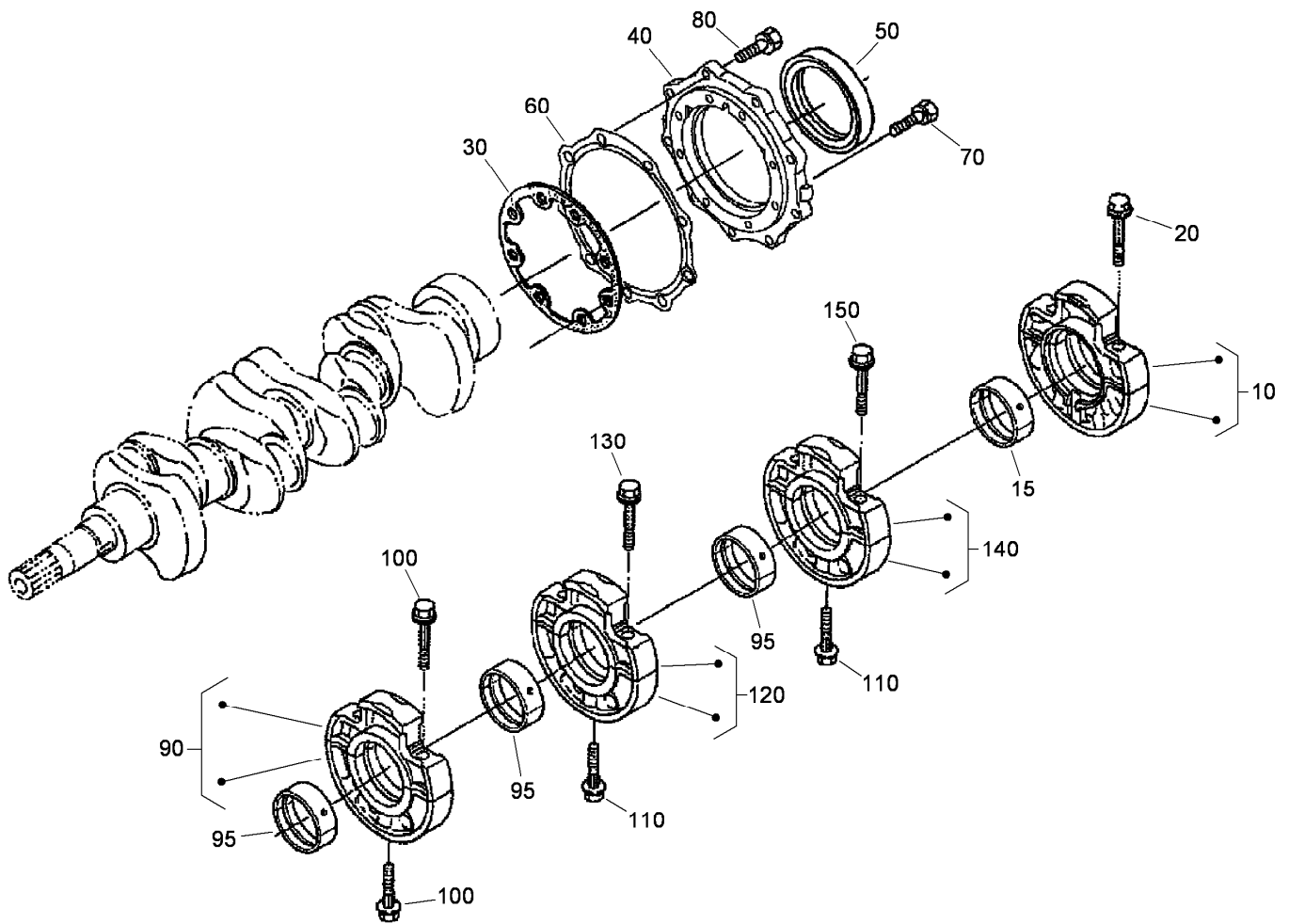
## Cylinder Head Cover Assembly

<i>Ref.</i>	<i>Part Number</i>	<i>Qty.</i>	<i>Description</i>
10	115-3038	1	Cylinder Head Cover ASM
30	105-3712	1	Gasket-Cover, Head
40	108-2861	1	Breather Valve ASM
50	108-2862	1	Cover-Breather
60	98-9364	4	Screw (With Washer)
70	98-7766	1	Pipe-Return, Water
80	98-9455	4	Nut-Cap
90	98-9454	4	Gasket
100	107-9075	1	Plug-Filler, Oil
110	99-3446	1	O-Ring
120	108-2858	1	Tube-Breather
130	108-2859	1	Clamp-Hose
140	108-2860	1	Clamp-Hose



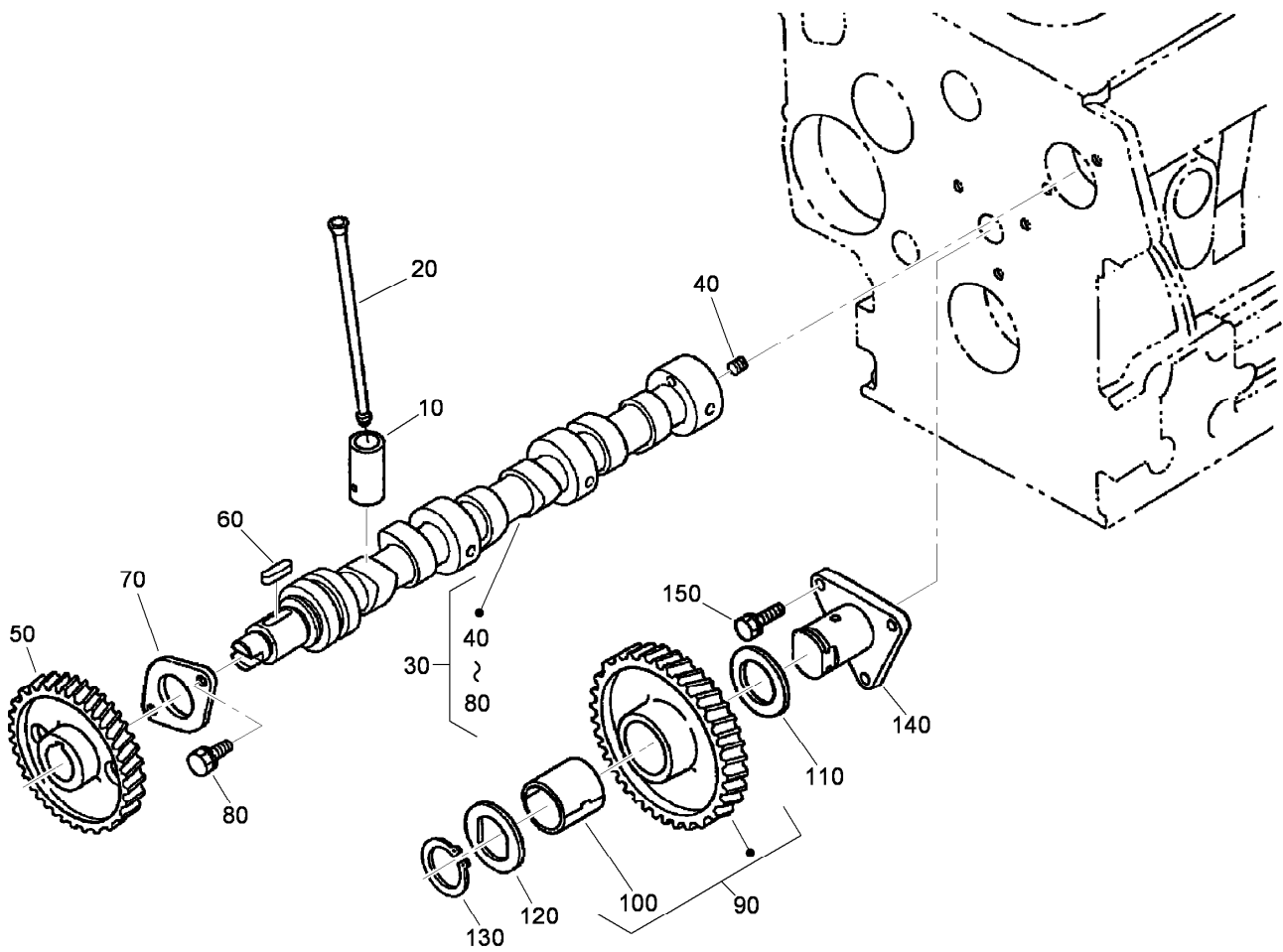
## Dipstick and Guide Assembly

<i>Ref.</i>	<i>Part Number</i>	<i>Qty.</i>	<i>Description</i>
10	105-3714	1	Gauge-Oil
20	110-3720	1	Plug-Gauge, Oil
30	105-4580	1	Guide-Gauge, Oil



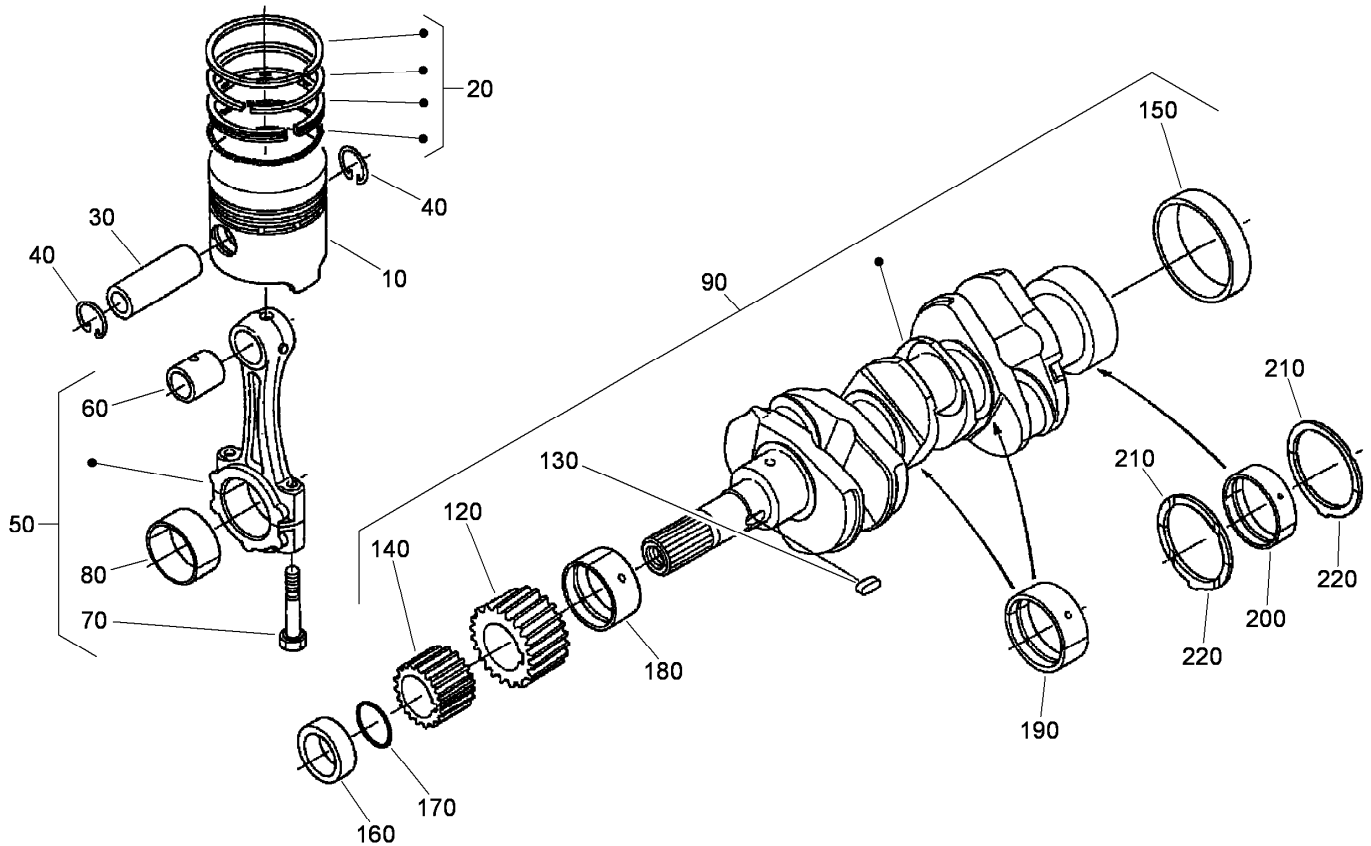
## Main Bearing Case Assembly

<i>Ref.</i>	<i>Part Number</i>	<i>Qty.</i>	<i>Description</i>
10	112-7026	1	Wheel Bearing Case ASM
15	112-7045	1	Metal-Crankshaft
20	98-9484	2	Bolt-Case, Bearing
30	98-9634	1	Gasket-Case, Bearing
40	112-7046	1	Cover-Case, Bearing
50	112-0180	1	Seal-Oil
60	112-7037	1	Gasket-Cover, Case
70	98-9352	8	Bolt
80	98-7568	9	Bolt
90	115-4106	1	Main Bearing Case ASM
95	98-9524	1	Metal-Crankshaft (STD Set)
100	98-9484	2	Bolt-Case, Bearing
110	98-9485	3	Bolt-Case, Bearing
120	115-4107	1	Main Bearing Case ASM
130	98-9484	2	Bolt-Case, Bearing
140	115-4108	1	Main Bearing Case ASM
150	98-9484	2	Bolt-Case, Bearing



## Cam Shaft and Idle Gear Assembly

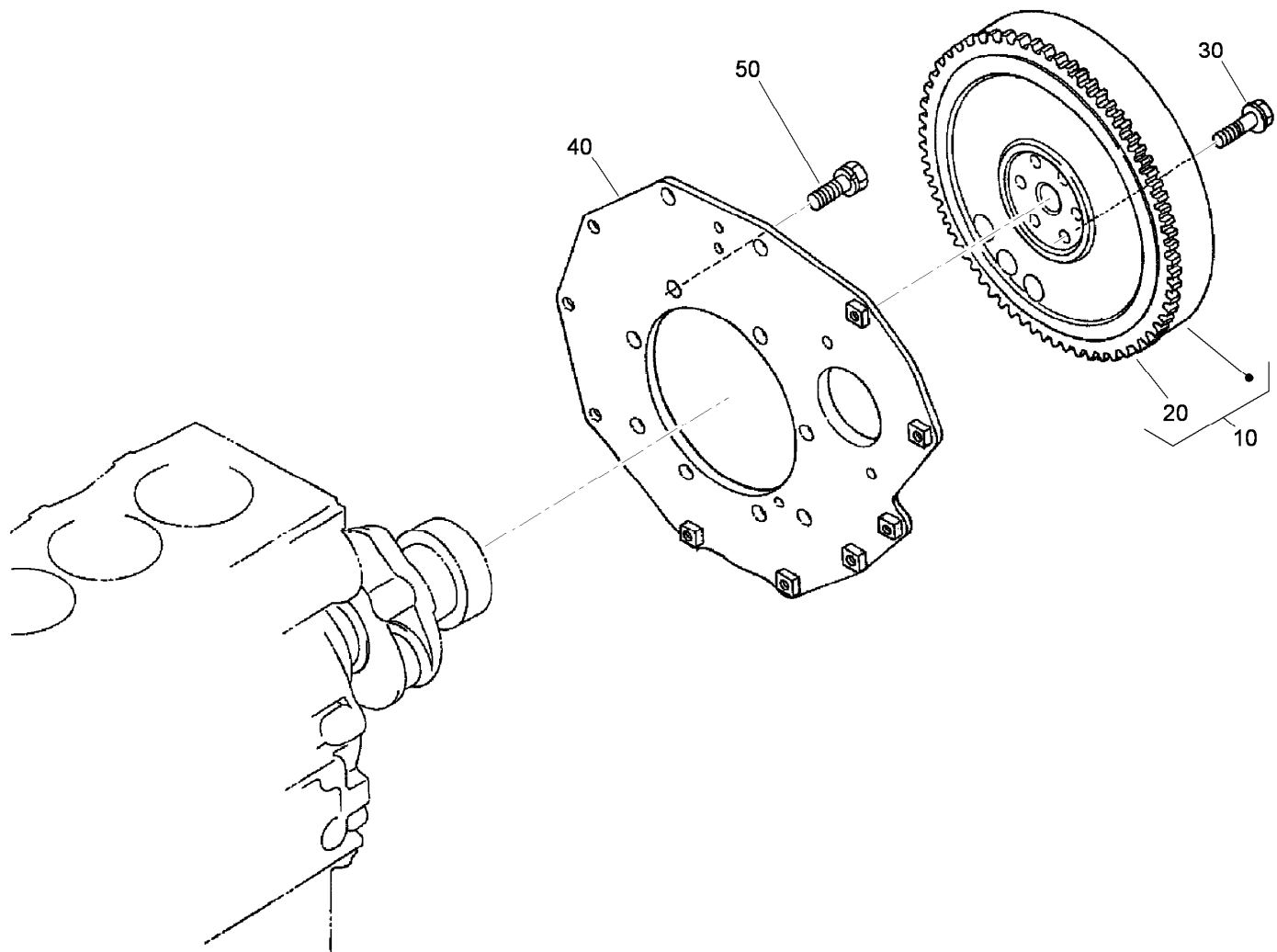
<i>Ref.</i>	<i>Part Number</i>	<i>Qty.</i>	<i>Description</i>
10	112-0185	8	Tappet
20	98-9509	8	Rod-Push
30	108-2865	1	Camshaft ASM
40	98-7449	1	Screw-Set
50	98-9512	1	Gear-Cam
60	98-9378	1	Key-Feather
70	98-9510	1	Stopper-Camshaft
80	98-7692	2	Bolt
90	98-9649	1	Idle Gear ASM
100	98-9650	1	Bushing-Gear, Idle
110	98-9535	1	Collar-Gear, Idle
120	98-9536	1	Collar-Gear, Idle
130	98-9534	1	Circlip-Gear, Idle
140	98-9533	1	Shaft-Gear, Idle
150	98-7692	3	Bolt



## Piston and Crankshaft Assembly

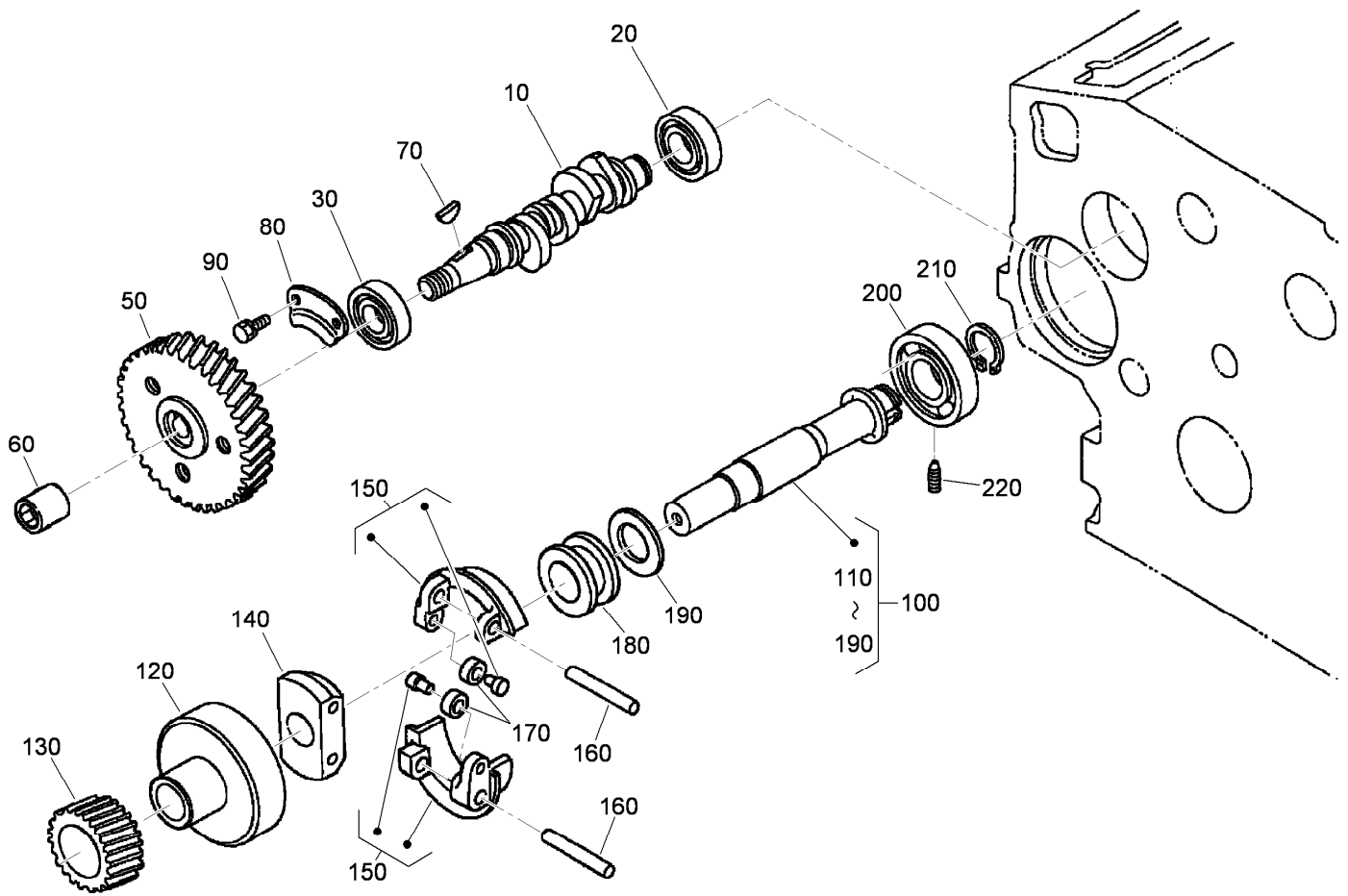
<i>Ref.</i>	<i>Part Number</i>	<i>Qty.</i>	<i>Description</i>
10	112-8404	4	Piston (STD)
10	112-8414	4	Piston (+0.5Mm)
20	98-9551	4	Piston Ring ASM (STD)
20	108-1404	4	Piston Ring ASM (0.5Mm)
30	98-9513	4	Pin-Piston
40	98-9514	8	Circlip-Pin, Piston
50	115-3013	4	Connecting Rod ASM
60	115-3014	4	Bushing-Pin, Piston
70	98-9517	8	Bolt-Rod, Connecting
80	98-9518	4	Metal-Crankpin (STD)
80	98-9519	4	Bearing-Rod (0.2Mm)
80	98-9520	4	Bearing-Rod (0.4Mm)
90	105-3718	1	Crankshaft ASM
120	98-9532	1	Gear-Crankshaft
130	98-9666	1	Key
140	98-9542	1	Gear-Drive, Oil Pump
150	98-9522	1	Sleeve-Crankshaft

<i>Ref.</i>	<i>Part Number</i>	<i>Qty.</i>	<i>Description</i>
160	98-9521	1	Collar-Crankshaft
170	105-3783	1	O-Ring
180	98-9523	1	Metal Crankshaft (STD)
180	98-9528	1	Bearing-Main (0.2Mm)
180	98-9529	1	Bearing-Main (0.4Mm)
190	98-9524	3	Metal-Crankshaft (STD Set)
190	98-9530	3	Bearing-Main (0.2Mm)
190	98-9531	3	Bearing-Main (0.4Mm)
200	112-7045	1	Metal-Crankshaft
200	112-7039	1	Metal-Crankshaft (0.2Mm)
200	112-7040	1	Metal-Crankshaft (-0.4Mm)
210	98-9413	2	Bearing-Thrust (STD)
210	98-9414	2	Bearing-Thrust (0.2Mm)
210	98-9415	2	Bearing-Thrust (0.4Mm)
220	98-9688	2	Bearing-Thrust (STD)
220	98-9689	2	Bearing-Thrust (0.2Mm)
220	98-9690	2	Bearing-Thrust (0.4Mm)



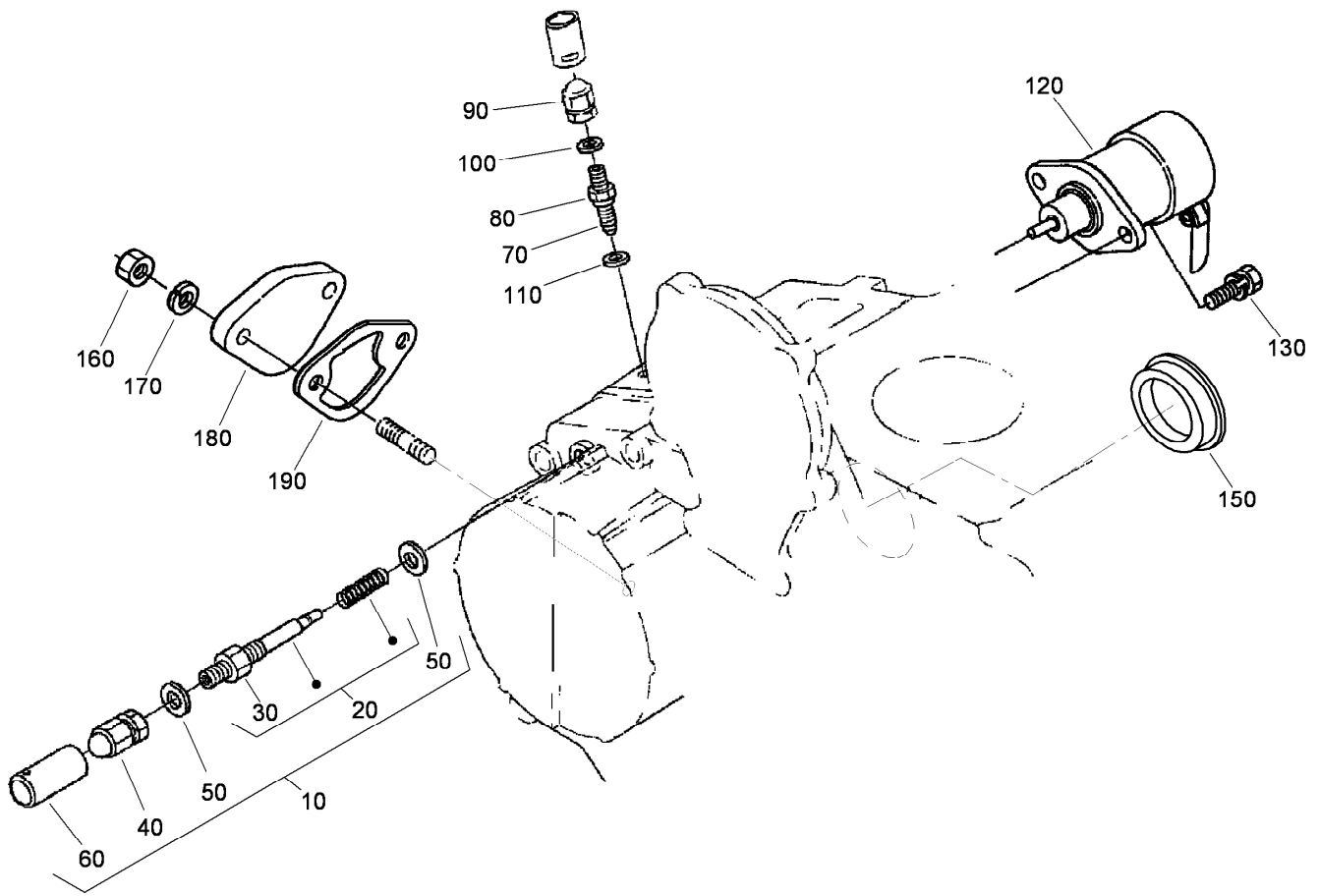
## Flywheel Assembly

<i>Ref.</i>	<i>Part Number</i>	<i>Qty.</i>	<i>Description</i>
10	105-3721	1	Flywheel ASM
20	115-3015	1	Gear-Ring
30	98-9537	6	Bolt-Flywheel
40	98-9486	1	Plate-End, Rear
50	98-9392	8	Bolt



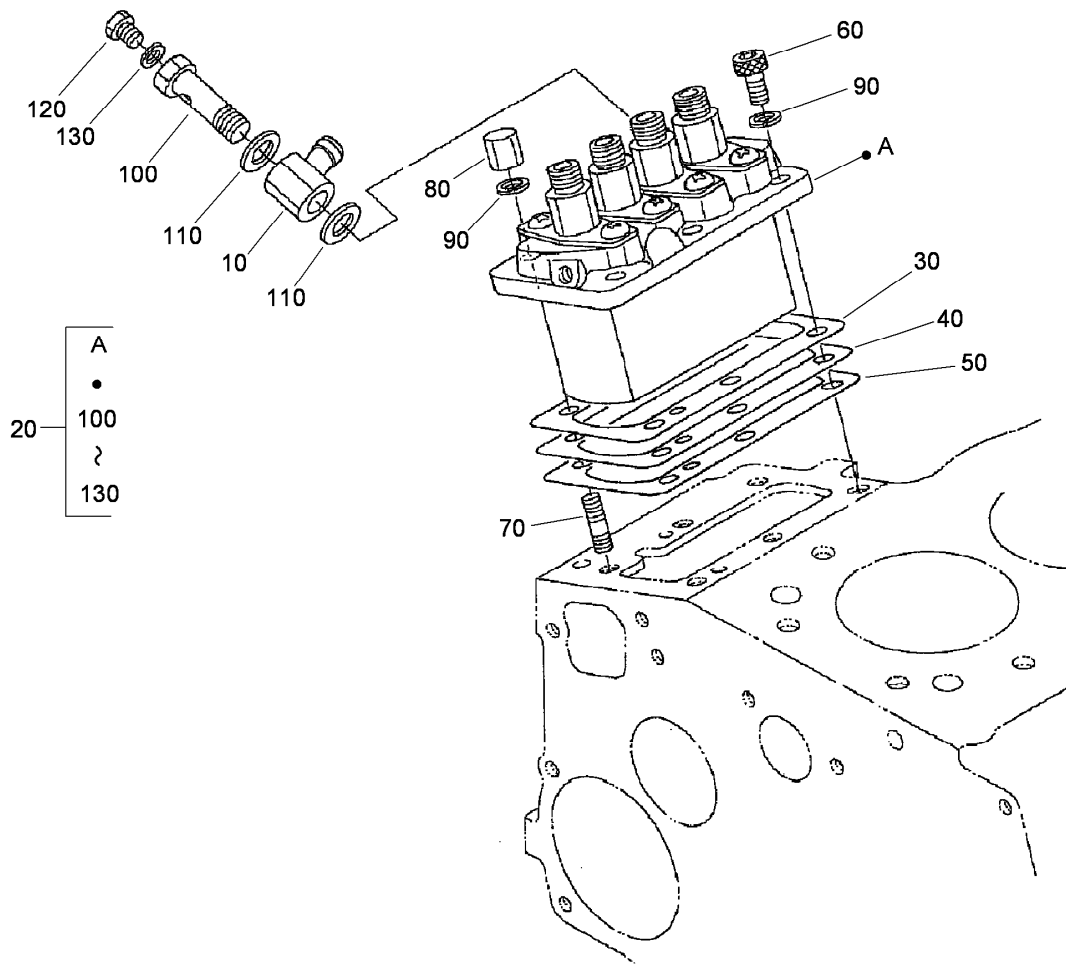
## Fuel Camshaft and Governor Shaft Assembly

<i>Ref.</i>	<i>Part Number</i>	<i>Qty.</i>	<i>Description</i>
10	105-3723	1	Camshaft-Fuel
20	107-9077	1	Bearing-Ball
30	107-9078	1	Bearing-Ball
50	98-9669	1	Gear-Pump, Injection
60	98-9590	1	Nut-Cap
70	98-9595	1	Key-Woodruff
80	98-9511	1	Stopper-Fuel, Camshaft
90	98-7692	2	Bolt
100	105-3724	1	Governor Shaft ASM
110	105-3725	1	Shaft, Governor
120	98-9562	1	Holder-Gear, Governor
130	98-9673	1	Gear-Governor
140	98-9561	1	Holder-Weight, Governor
150	98-9559	2	Governor Weight ASM
160	98-9560	2	Shaft-Weight, Governor
170	98-9692	2	Roller
180	98-9563	1	Sleeve-Governor
190	98-9564	1	Washer-Thrust
200	107-9079	1	Bearing-Ball
210	98-9657	1	Circlip-Shaft, Governor
220	98-9565	1	Screw-Set



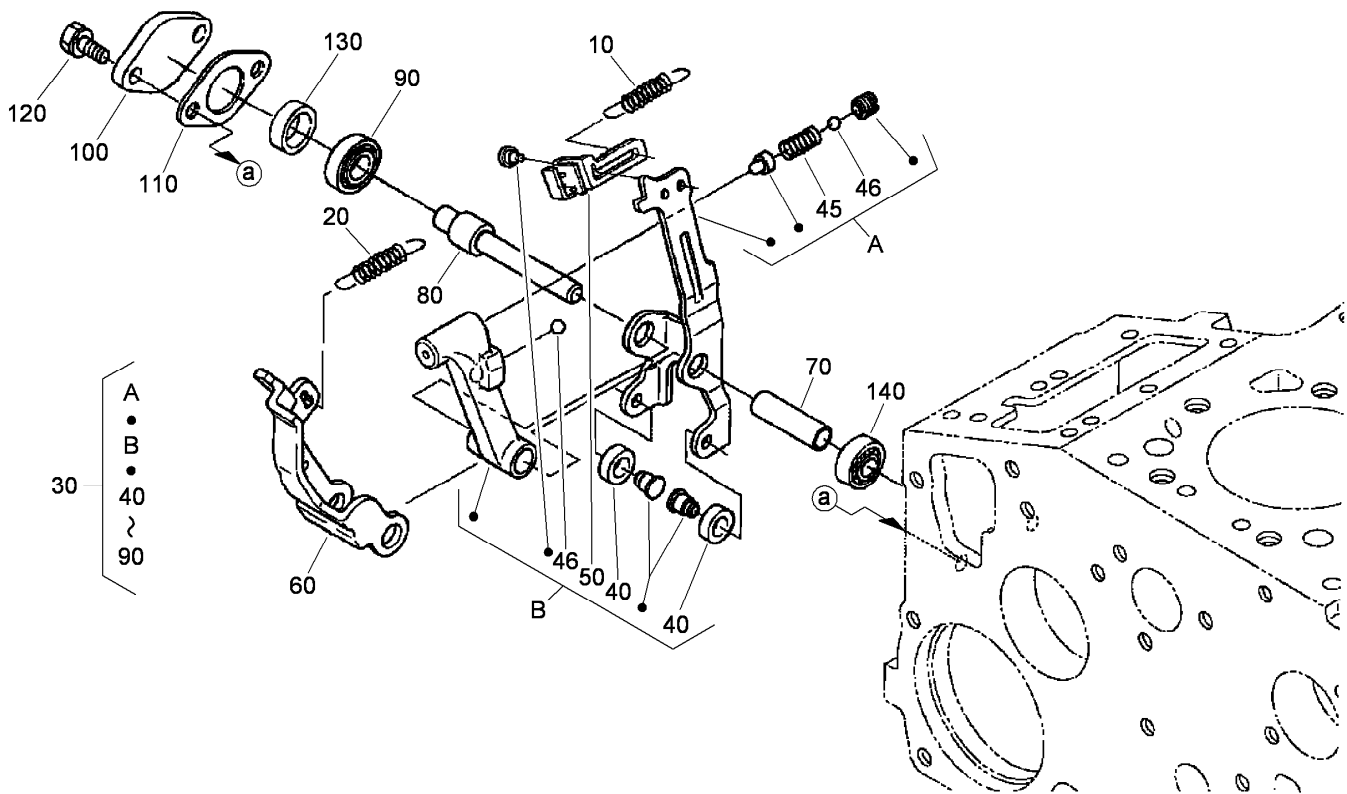
## Idle Apparatus Assembly

<i>Ref.</i>	<i>Part Number</i>	<i>Qty.</i>	<i>Description</i>
10	98-9678	1	Idle Apparatus ASM
20	112-7014	1	Adjusting Bolt ASM
30	98-9439	1	Nut
40	112-0181	1	Nut
50	98-7654	2	Gasket
60	98-7656	1	Cap
70	112-7015	1	Bolt-Adjusting
80	99-3512	1	Nut
90	112-0181	1	Nut
100	98-7654	1	Gasket
110	107-9081	1	Gasket
120	104-5155	1	Solenoid-Stop
130	115-3039	2	Bolt-HSH
150	112-7016	1	Cover-Pump
160	98-7572	2	Nut
170	98-7699	2	Washer-Spring
180	99-3514	1	Cover
190	98-9636	1	Gasket-Pump, Fuel



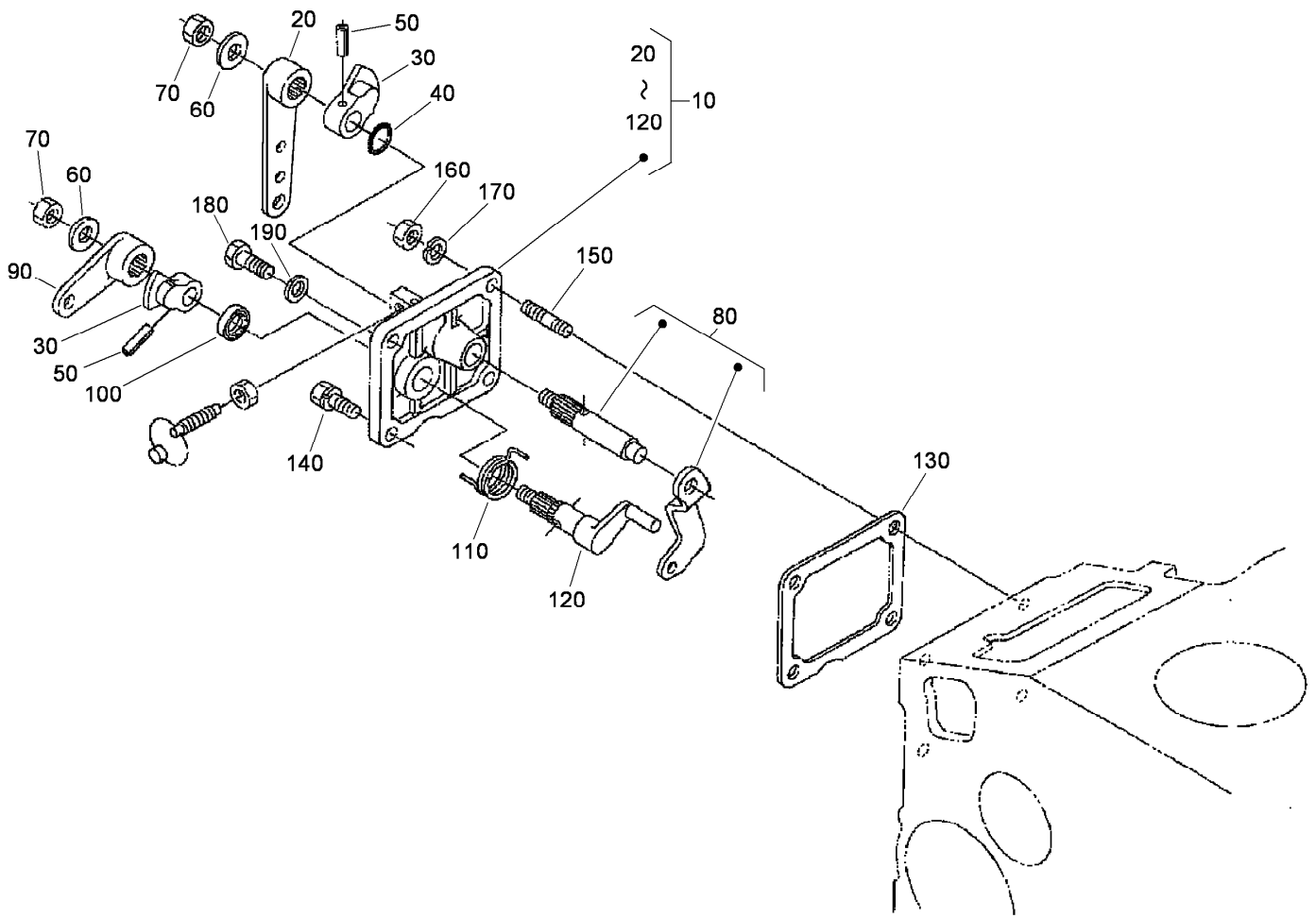
## Injection Pump Assembly

<i>Ref.</i>	<i>Part Number</i>	<i>Qty.</i>	<i>Description</i>
10	98-9596	1	Joint-Eye
20	105-3727	1	Injection Pump ASM
30	105-3728	1	Shim-Pump, Injection (.20Mm)
40	105-3729	1	Shim-Pump, Injection (.25Mm)
50	105-3730	1	Shim-Pump, Injection (.30Mm)
60	98-9361	3	Bolt-HSH
70	98-9438	3	Stud
80	98-9440	3	Nut-Cap
90	98-7699	6	Washer-Spring
100	98-9464	1	Bolt-Joint
110	98-9445	2	Gasket
120	98-9430	1	Screw
130	98-9446	1	Gasket



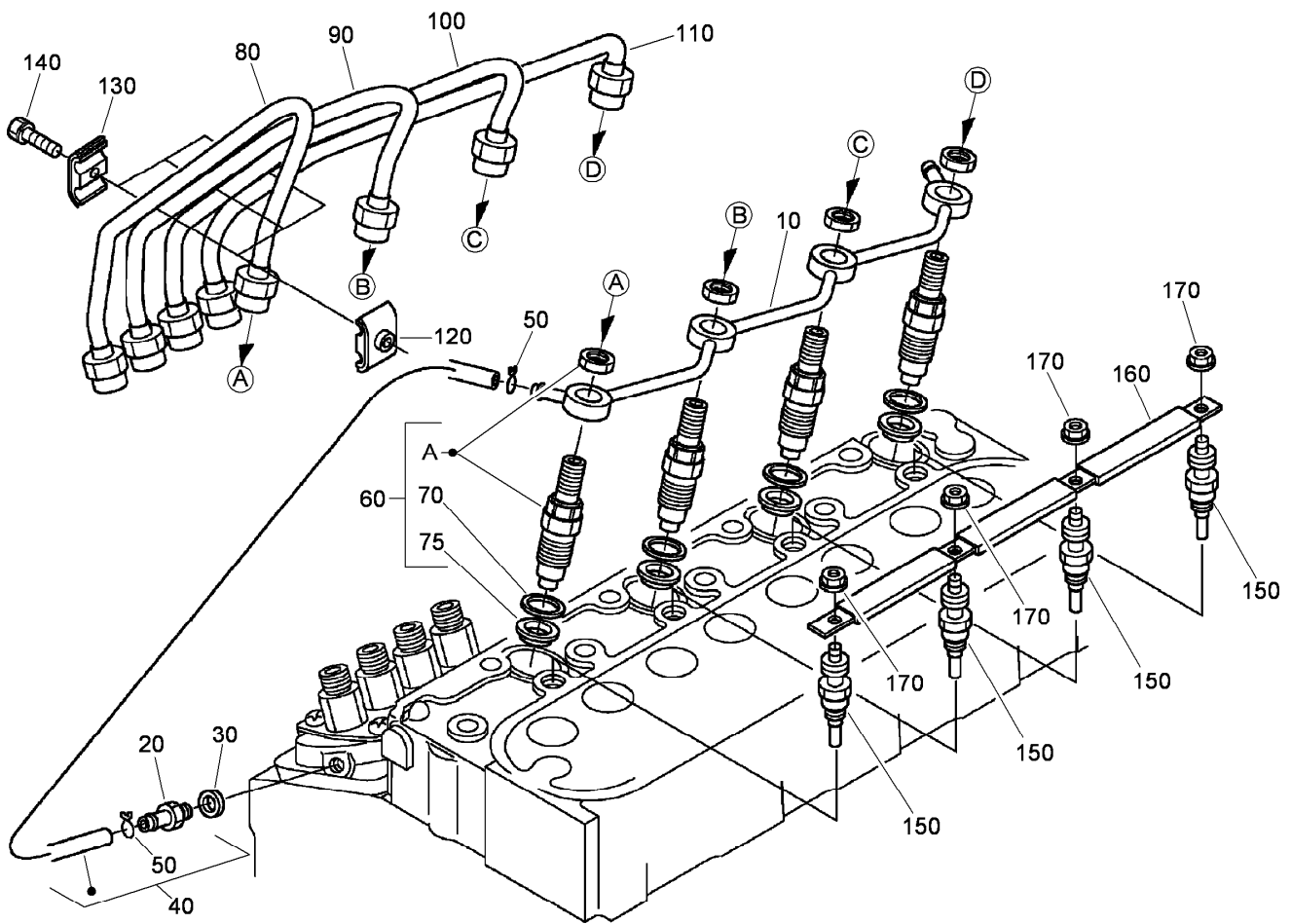
## Governor Assembly

Ref.	Part Number	Qty.	Description
10	105-3741	1	Spring-Start
20	98-9681	1	Spring-Governor
30	107-9082	1	Fork Lever ASM
40	98-9692	2	Roller
45	108-2867	1	Spring
46	98-7580	2	Ball
50	107-9083	1	Lever-Thrust
60	107-9084	1	Lever-Fork
70	107-9085	1	Shaft-Lever, Fork
80	107-9086	1	Shaft-Lever, Fork
90	98-9570	1	Bearing-Miniaturize
100	98-9569	1	Cover-Shaft, Fork Lever
110	98-9682	1	Gasket
120	98-9350	2	Bolt
130	98-9567	1	Collar
140	98-9571	1	Bearing-Miniaturize



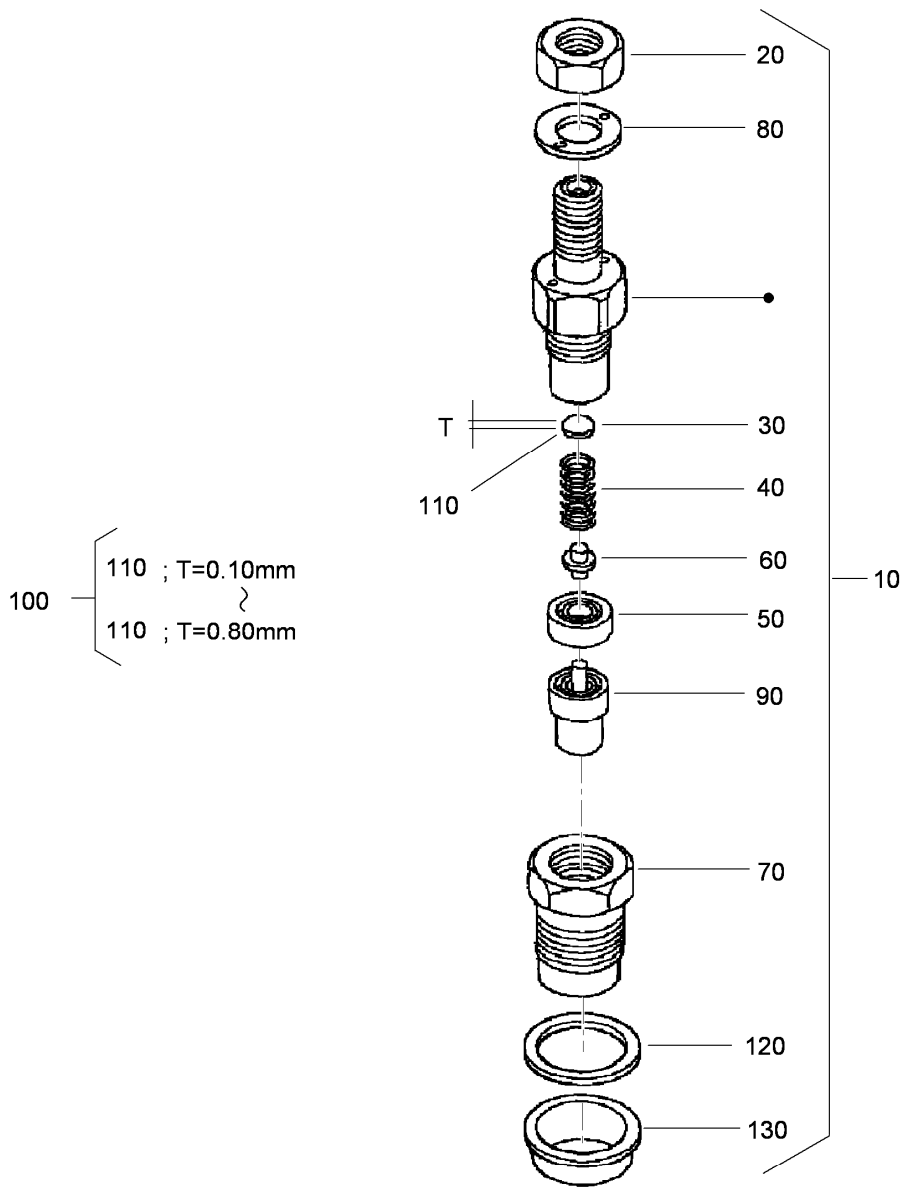
## Speed Control Plate Assembly

<i>Ref.</i>	<i>Part Number</i>	<i>Qty.</i>	<i>Description</i>
10	105-3735	1	Control Plate ASM
20	98-9662	1	Lever-Control, Speed
30	98-9572	2	Lever-Control, Speed
40	105-3788	1	O-Ring
50	98-7602	2	Pin-Spring
60	98-9594	2	Washer-Plain
70	98-9589	2	Nut
80	98-9658	1	Governor Lever ASM
90	98-9663	1	Lever-Stop, Engine
100	98-7601	1	Seal-Oil
110	98-9472	1	Spring-Return
120	98-9664	1	Shaft-Lever, Stop
130	98-9637	1	Gasket
140	98-7692	1	Bolt
150	105-3710	2	Stud
160	98-7572	2	Nut
170	98-7699	2	Washer-Spring
180	99-8348	1	Bolt
190	98-7654	2	Gasket



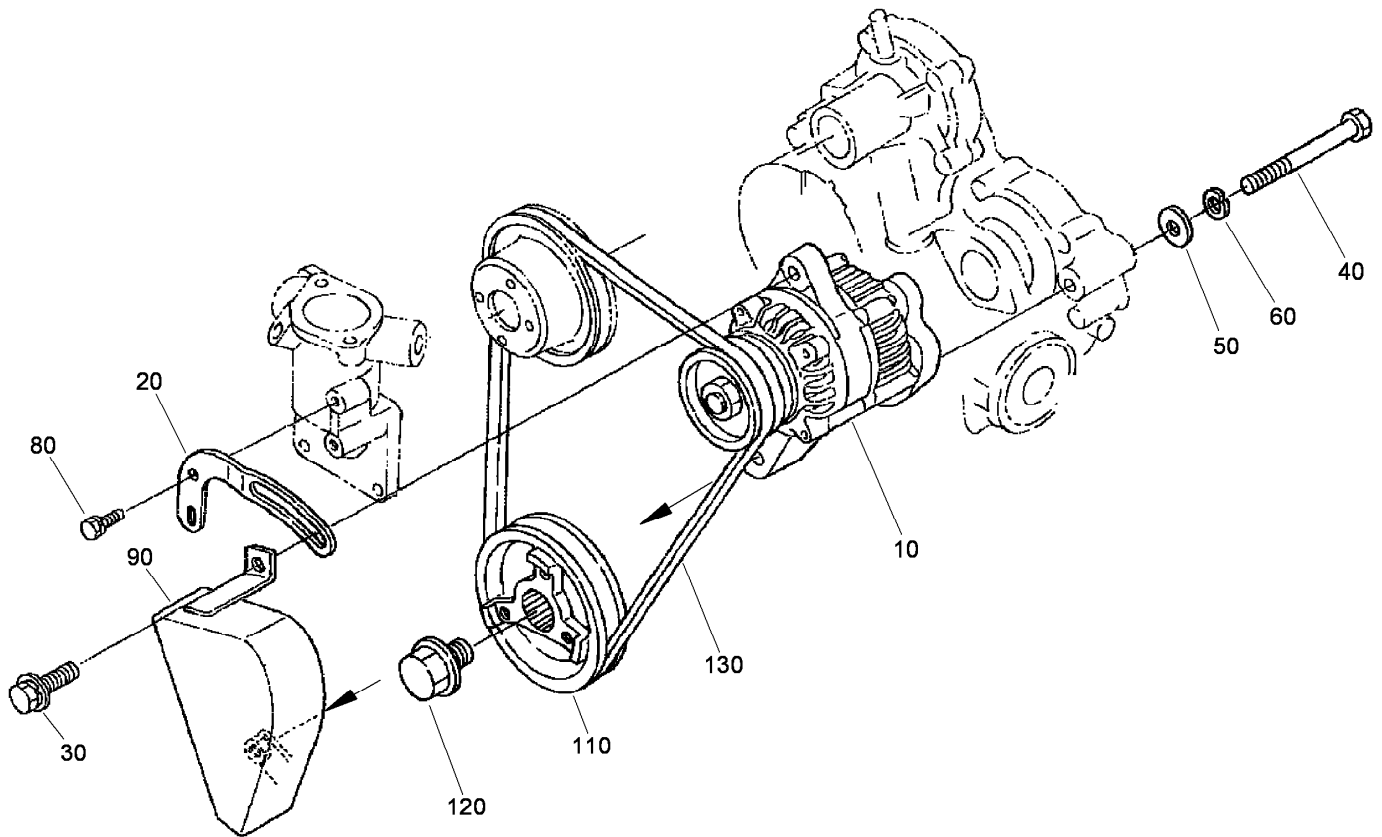
## Nozzle Holder and Glow Plug Assembly

Ref.	Part Number	Qty.	Description
10	105-3737	1	Over Flow Pipe ASM
20	98-9431	1	Screw-Bleeder, Air
30	98-7654	1	Gasket
40	98-9420	1	Overflow Pipe ASM
50	98-7671	2	Clip-Pipe
60	115-3018	4	Nozzle Holder Kit
70	98-7676	4	Gasket
75	98-7677	4	Seal-Heat
80	98-9653	1	Pipe-Injection
90	98-9654	1	Pipe-Injection
100	98-9655	1	Pipe-Injection
110	105-3738	1	Pipe-Injection
120	98-7682	3	Clamp-Pipe
130	98-7683	3	Clamp-Pipe
140	98-7684	3	Screw (W/Washer)
150	115-3019	4	Plug-Glow
160	105-3739	1	Cord-Plug, Glow
170	99-8377	4	Nut-Flange



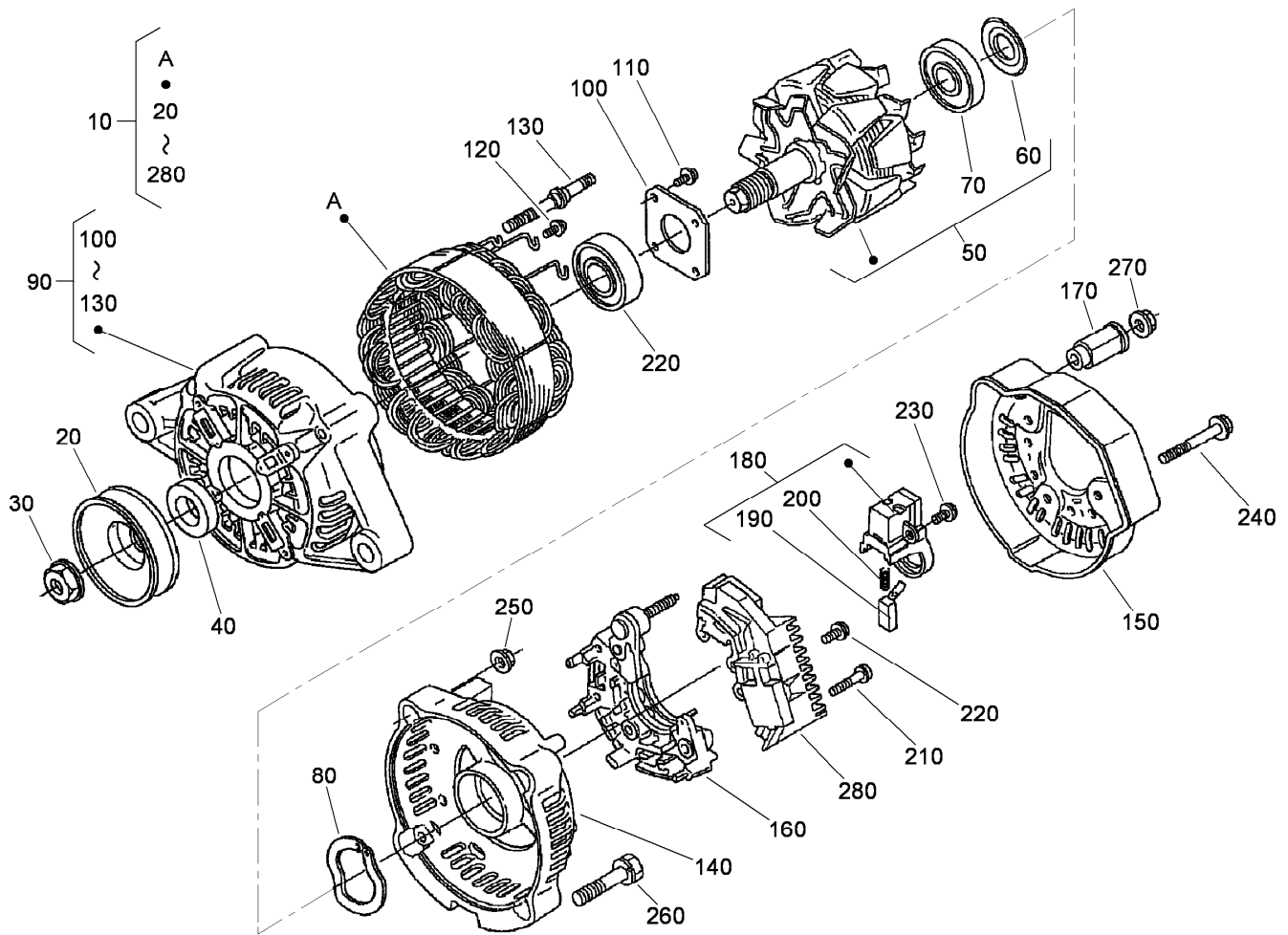
## Nozzle Holder Component Assembly

Ref.	Part Number	Qty.	Description	Ref.	Part Number	Qty.	Description
10	115-3018	4	Nozzle Holder Kit	110	99-8311	4	Washer-Adjust (0.20Mm)
20	99-8301	4	Nut	110	99-8312	4	Washer-Adjust (0.30Mm)
30	99-8302	4	Washer-Adjusting	110	99-8313	4	Washer-Adjust (0.40Mm)
40	99-8303	4	Spring-Nozzle	110	99-8314	4	Washer-Adjust (0.50Mm)
50	99-8304	4	Spacer-Distance	110	99-8315	4	Washer-Adjust (0.52Mm)
60	99-8305	4	Rod-Push	110	99-8316	4	Washer-Adjust (0.54Mm)
70	99-8306	4	Nut-Nozzle	110	99-8317	4	Washer-Adjust (0.56Mm)
80	99-8307	4	Washer-Plain	110	99-8318	4	Washer-Adjust (0.58Mm)
90	115-3020	4	Piece-Nozzle	110	99-8319	4	Washer-Adjust (0.80Mm)
100	99-8309	4	Adjusting Washer ASM	120	98-7676	4	Gasket
110	99-8310	4	Washer-Adjust (0.10Mm)	130	98-7677	4	Seal-Heat



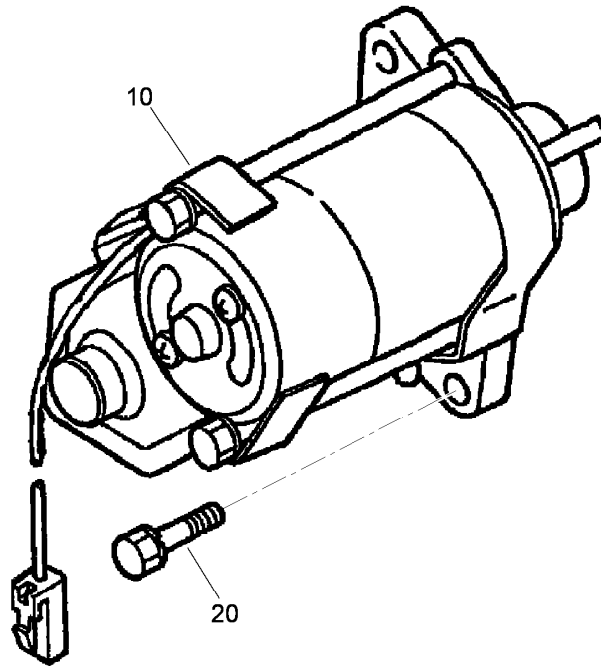
## Alternator and Pulley Assembly

<i>Ref.</i>	<i>Part Number</i>	<i>Qty.</i>	<i>Description</i>
10	98-9474	1	Alternator ASM
20	112-7047	1	Stay-Dynamo
30	108-7088	1	Bolt
40	98-9360	1	Bolt
50	98-7696	1	Washer-Plain
60	98-7738	1	Washer-Spring
80	98-7692	1	Bolt
90	108-2868	1	Cover-Belt
110	105-3745	1	Pulley-Drive, Fan
120	98-9585	1	Bolt
130	98-9676	1	V-Belt



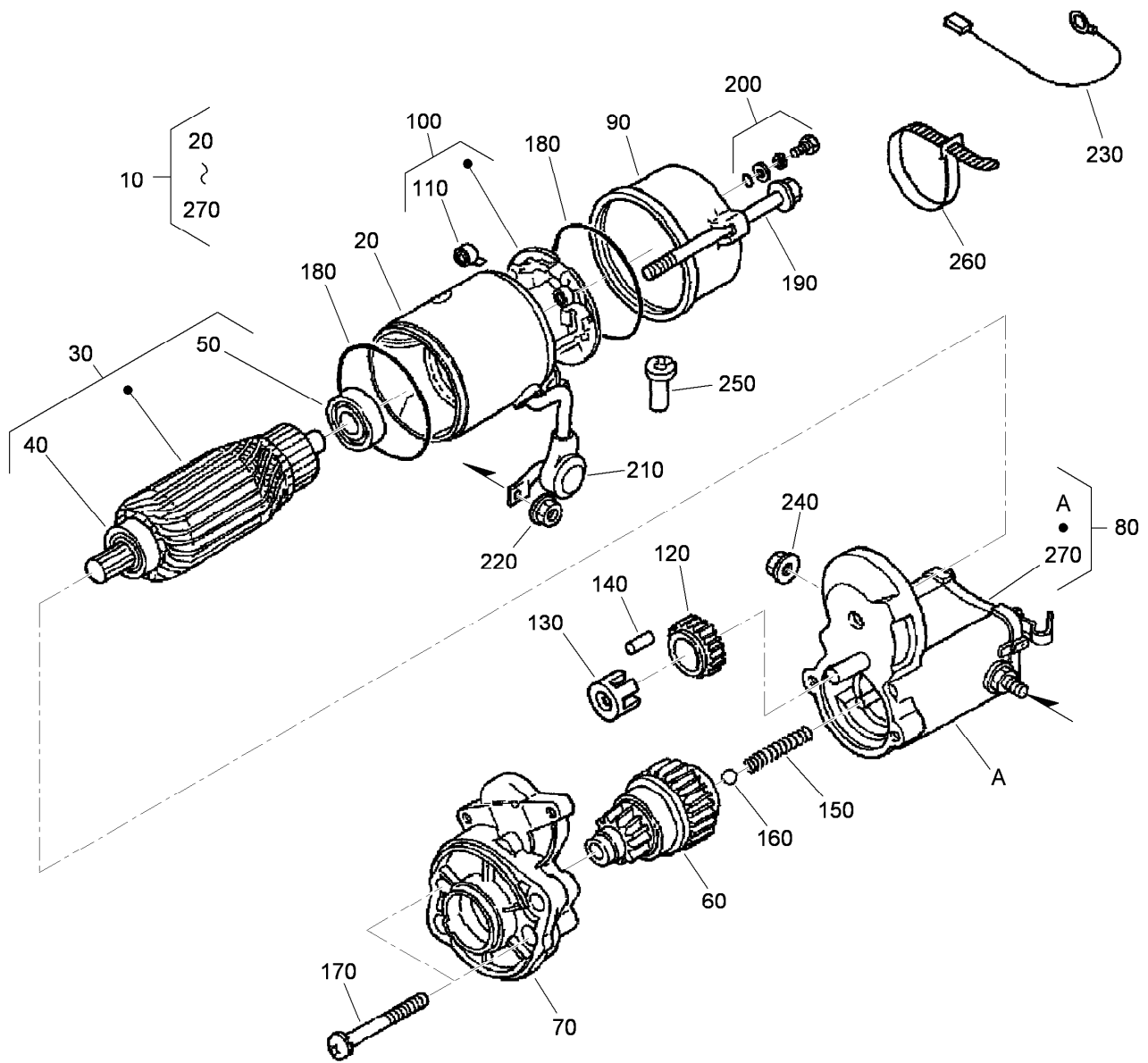
## Alternator Component Assembly

<i>Ref.</i>	<i>Part Number</i>	<i>Qty.</i>	<i>Description</i>	<i>Ref.</i>	<i>Part Number</i>	<i>Qty.</i>	<i>Description</i>
10	98-9474	1	Alternator ASM	150	107-0140	1	Cover-End
20	98-9453	1	Pulley-Dynamo	160	98-7721	1	Rectifier ASM
30	98-7708	1	Nut	170	98-7722	1	Bushing-Insulation
40	98-7709	1	Collar	180	107-0141	1	Brush Holder ASM
50	107-0136	1	Rotor ASM	190	98-7724	2	Brush
60	98-7711	1	Cover-Bearing	200	98-7725	2	Spring-Brush
70	107-0138	1	Bearing-Ball	210	98-7726	2	Screw-Head, Round
80	98-7713	1	Washer-Thrust	220	98-7727	6	Screw-Head, Round
90	107-0139	1	Drive End Frame ASM	230	98-7728	1	Screw-Head, Round
100	98-7715	1	Plate-Retainer	240	98-7729	3	Bolt
110	98-7716	4	Screw-Head, Round	250	98-7730	2	Nut
120	98-7717	2	Bolt-Through	260	98-7731	2	Bolt
130	107-0137	1	Bearing-Ball	270	98-7732	1	Nut
140	107-9087	1	Frame-End	280	107-9088	1	Regulator ASM



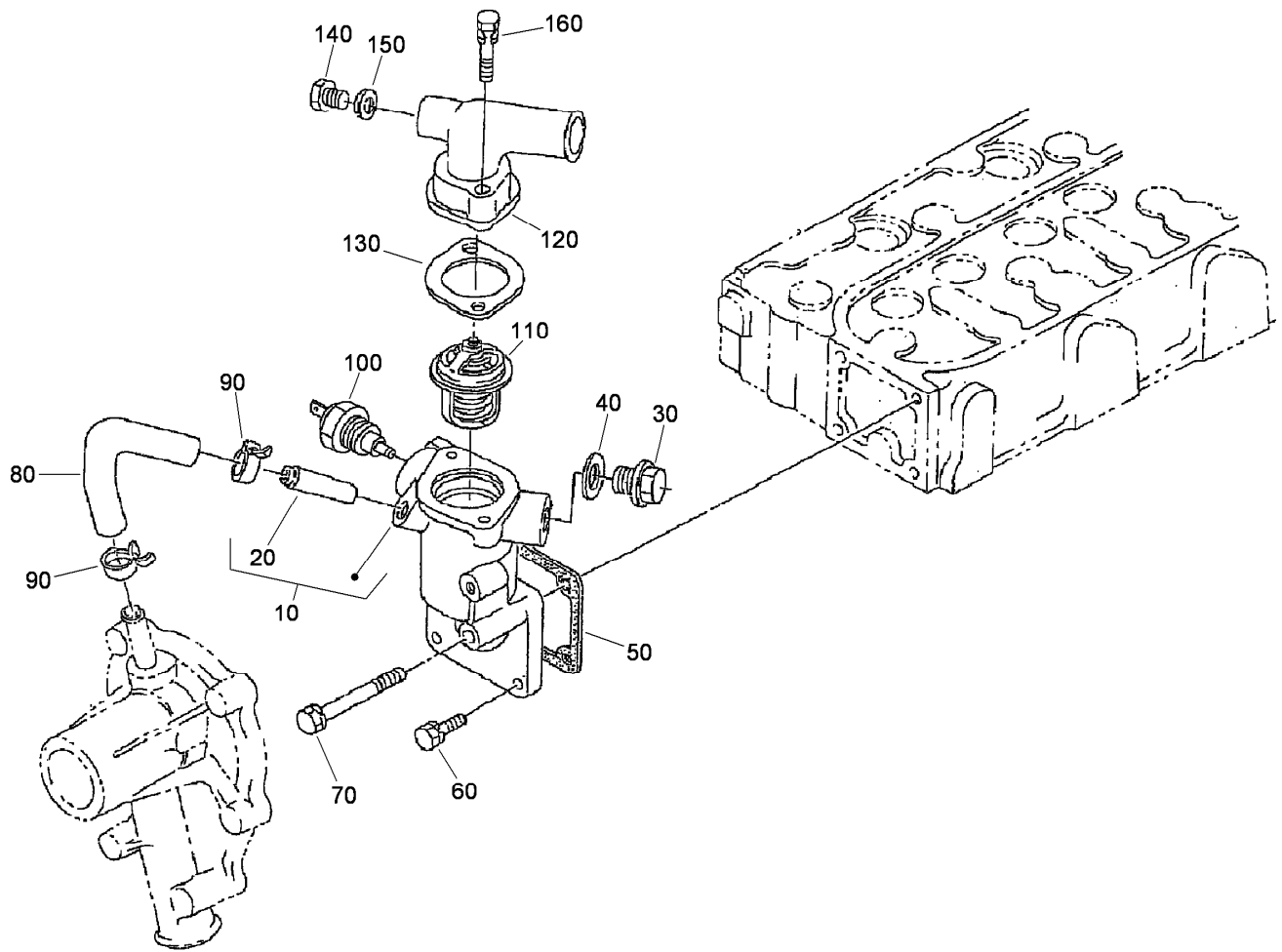
## Starter Assembly

<i>Ref.</i>	<i>Part Number</i>	<i>Qty.</i>	<i>Description</i>
10	98-9705	1	Starter ASM
20	98-7697	2	Bolt



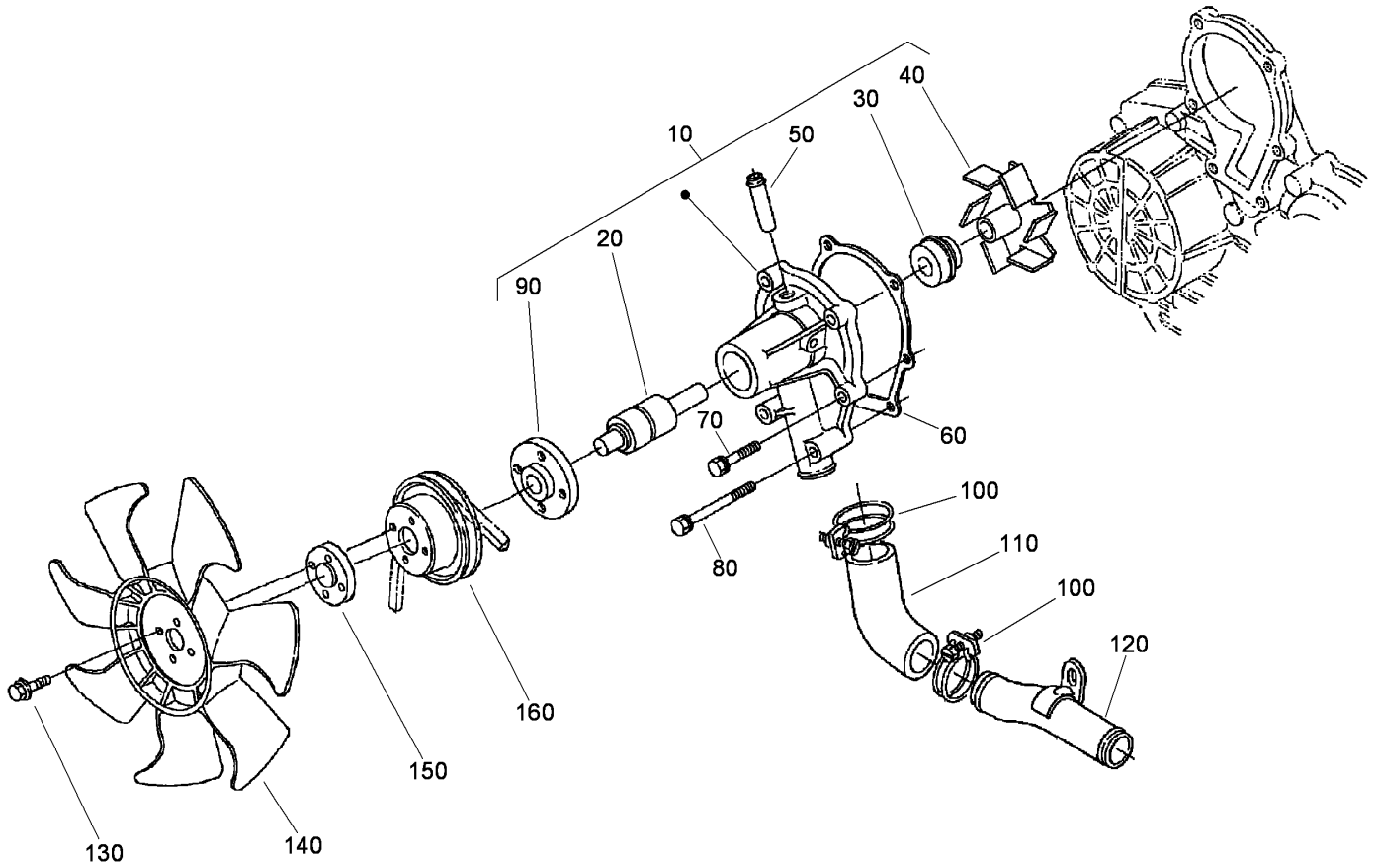
## Starter (Component Part) Assembly

Ref.	Part Number	Qty.	Description	Ref.	Part Number	Qty.	Description
10	98-9705	1	Starter ASM	150	98-7754	1	Spring
20	104-8608	1	Yoke ASM	160	98-7755	1	Ball
30	98-7742	1	Armature ASM	170	98-7756	2	Bolt
40	98-7744	1	Bearing	180	98-7757	2	O-Ring
50	98-7743	1	Bearing	190	100-9240	2	Bolt
60	99-8373	1	Clutch-Running, Over	200	98-7758	2	Bolt ASM
70	99-8374	1	Frame-End, Drive	210	99-8375	1	Cover
80	105-3746	1	Magnetic Switch ASM	220	99-8371	1	Nut-Hex
90	98-7748	1	Frame-End	230	98-9711	1	Cord-Solenoid, Stop
100	98-7749	1	Brush Holder ASM	240	99-8376	1	Nut-Hex
110	98-7750	4	Spring-Brush	250	98-7759	1	Pipe-Drain
120	98-7751	1	Gear	260	98-9712	1	Band-Cover
130	98-7752	1	Retainer	270	105-2886	1	Cover ASM
140	98-7753	5	Roller				



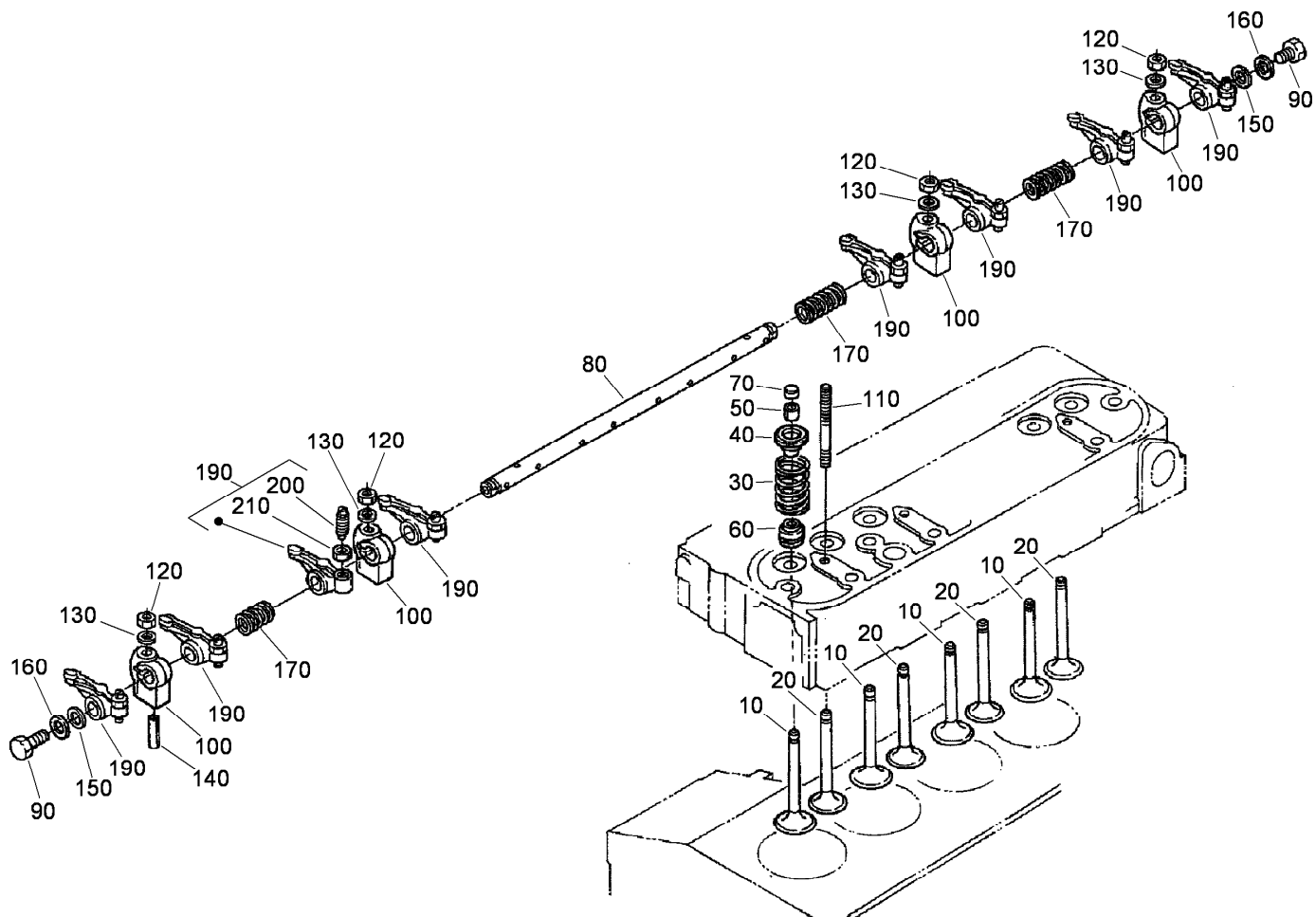
## Water Flange and Thermostat Assembly

<i>Ref.</i>	<i>Part Number</i>	<i>Qty.</i>	<i>Description</i>
10	98-9713	1	Water Flange ASM
20	98-9580	1	Pipe-Return, Water
30	105-3747	1	Plug
40	99-3583	1	Gasket
50	98-9638	1	Gasket-Flange, Water
60	98-7692	3	Bolt
70	98-9356	1	Bolt
80	98-9578	1	Pipe-Return, Water
90	98-9579	2	Band-Pipe
100	98-9719	1	Thermoswitch
110	98-7778	1	Thermostat ASM
120	108-2869	1	Cover-Thermostat
130	105-3748	1	Gasket-Thermostat
140	108-2870	1	Plug-Drain
150	100-9155	1	Gasket
160	98-7777	2	Bolt



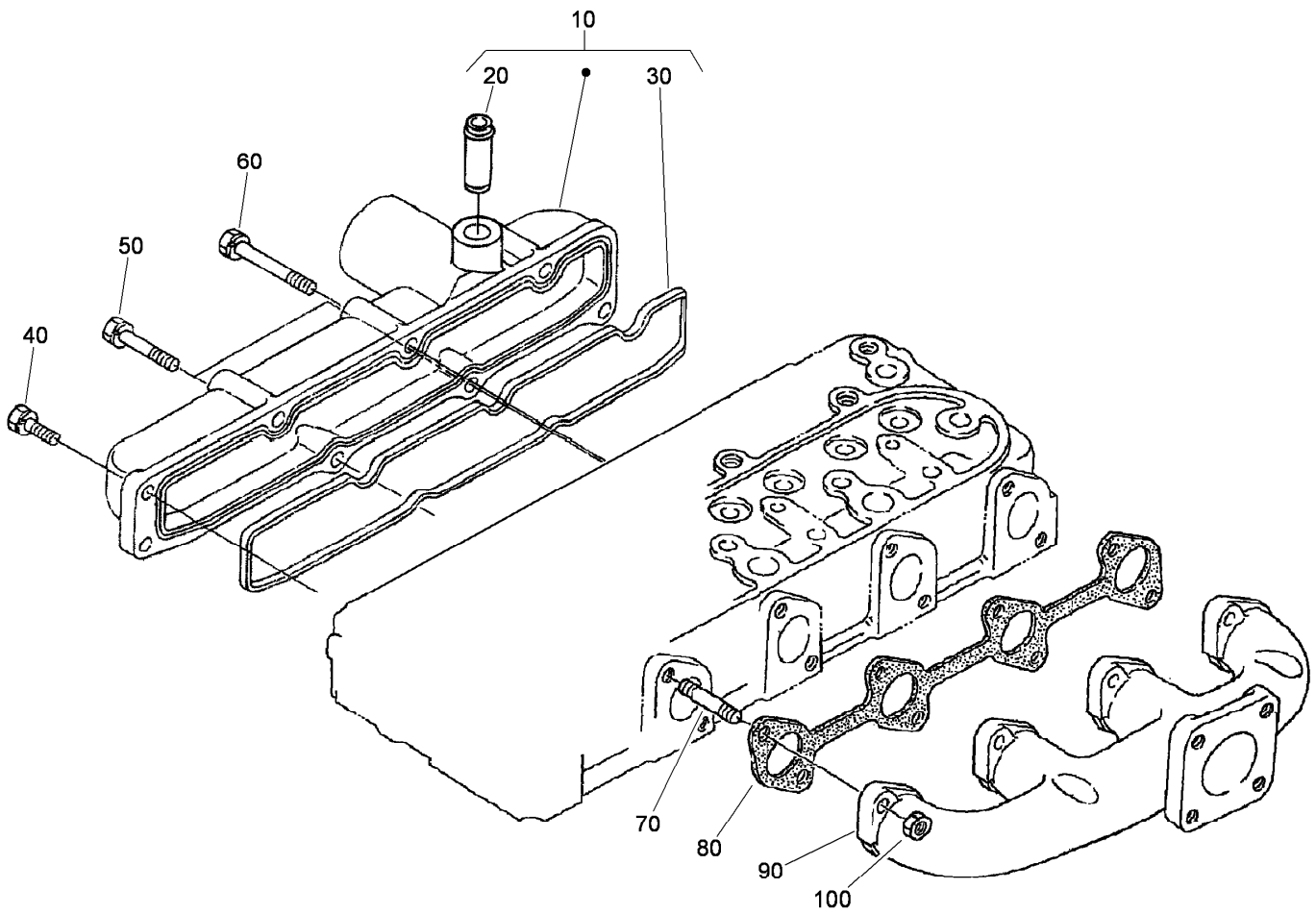
## Water Pump Assembly

<i>Ref.</i>	<i>Part Number</i>	<i>Qty.</i>	<i>Description</i>
10	107-9089	1	Water Pump ASM
20	99-3517	1	Bearing-Pump, Water
30	105-3750	1	Mechanical Seal ASM
40	112-7017	1	Impeller-Pump, Water
50	100-1932	1	Pipe-Return, Water
60	99-3454	1	Gasket-Pump, Water
70	98-9353	4	Bolt
80	107-9090	2	Bolt
90	99-3516	1	Flange-Pump, Water
100	98-9717	2	Clamp
110	107-9091	1	Pipe-Water
120	98-9716	1	Pipe-Water
130	108-2873	4	Bolt-Flange
140	108-2871	1	Fan
150	108-2872	1	Collar-Fan
160	98-9584	1	Pulley-Fan



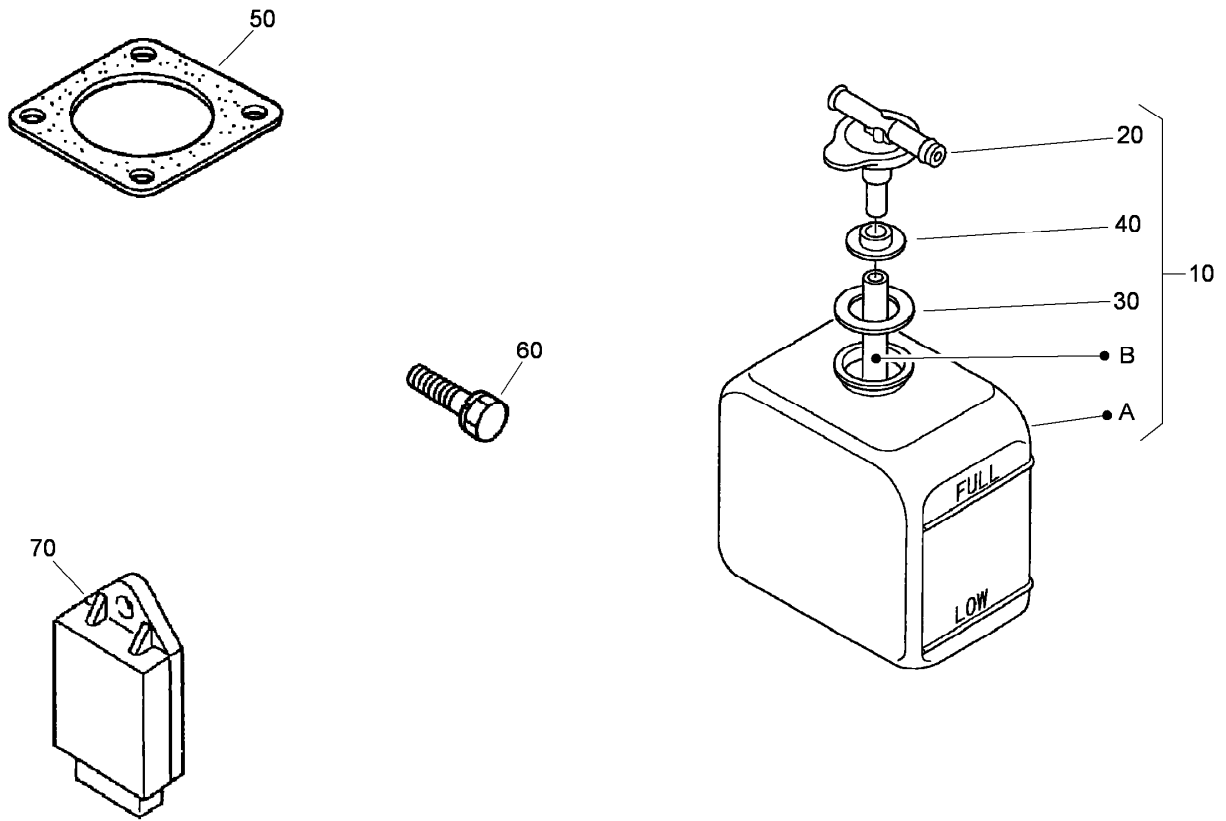
## Valve and Rocker Arm Assembly

Ref.	Part Number	Qty.	Description
10	112-7018	4	Valve-Inlet
20	112-7021	4	Valve-Exhaust
30	98-9648	8	Spring-Valve
40	107-9092	8	Retainer-Spring
50	98-9390	8	Collet-Spring, Valve
60	99-8385	8	Seal-Stem, Valve
70	98-9497	8	Cap-Valve
80	105-3757	1	Shaft-Arm, Rocker
90	100-9265	2	Bolt
100	98-9505	4	Bracket-Arm, Rocker
110	98-9506	4	Stud
120	98-9393	4	Nut
130	98-9385	4	Washer-Flat
140	105-3758	1	Pin-Spring
150	98-9507	2	Washer-Shaft, R-Arm
160	110-3832	2	Washer-Plain
170	98-9504	2	Spring-Arm, Rocker
190	98-9501	8	Rocker Arm ASM
200	98-9502	8	Screw-Adjusting
210	98-9503	8	Nut



## Inlet and Exhaust Manifold Assembly

<i>Ref.</i>	<i>Part Number</i>	<i>Qty.</i>	<i>Description</i>
10	108-2874	1	Intake Manifold ASM
20	98-9492	1	Joint-Pipe, Breather
30	105-3760	1	Gasket-Manifold, Inlet
40	98-7605	3	Bolt
50	98-9353	2	Bolt
60	105-3797	3	Bolt
70	98-9588	8	Stud
80	105-3765	1	Gasket-Ex-Manifold
90	114-9573	1	Manifold-Exhaust
100	98-9665	8	Nut



## Muffler Gasket, Glow Controller and Overflow Bottle Assembly

<i>Ref.</i>	<i>Part Number</i>	<i>Qty.</i>	<i>Description</i>
10	104-9318	1	Overflow Bottle ASM
20	105-3754	1	Cap
30	105-3755	1	Gasket
40	105-3756	1	Plate
50	98-9611	1	Gasket
60	98-7610	1	Bolt
70	98-7611	1	Controller-Glow

# Attachments and Accessories

## For 41593 Multi-Pro 5800 Turf Sprayer

<b>Product Name</b>	<b>Model/Part</b>
Speedometer Kit.....	106-4839
Premium All Season Hydraulic Fluid (55 Gallon Drum).....	108-1177
Premium All Season Hydraulic Fluid (5 Gallon Pail).....	108-1178
Premium Engine Oil, 10w30 (55 Gallon Drum).....	108-1179
Premium Engine Oil, 10w30 (5 Gallon Pail).....	108-1180
Premium Heavy Duty All Season Gear Lube (Pail).....	108-1188
Premium All Purpose Grease (Tube).....	108-1190
Premium Heavy Duty All Season Gear Lube (Quart).....	108-1591
Foam Marker Tank Mount.....	112-7812
Spark Arrestor.....	115-2919
Beacon Kit.....	120-8505
License Plate Kit.....	120-8506
Spring Upgrade Kit, Multi-Pro Turf Sprayer with Covered Boom Kit.....	120-8508
Single Nozzle Kit.....	41023
Foam Marker Kit.....	41236
Heat Shield Kit.....	41601
Covered Boom Kit.....	41602
Homologation Kit.....	41603
Pro Control Spray System.....	41604
Spray Gun Kit.....	41605
Eductor Kit.....	41612
Electric Hose Reel Kit.....	41613
Tank Rinse Kit.....	41614
Sonic Boom Kit.....	41615
Manual Spray Mode Kit.....	41616
BBA Kit.....	41617

**Notes:**

**Notes:**

**Notes:**



**Count on it.**