FORM NO. 3314-230 REV. A

TORO®

MODEL NO. 51740-0000001
THRU 1000001 & UP

OPERATOR'S MANUAL

CORDLESS POWER™ 250 YARD BLOWER

SAFETY INSTRUCTIONS

⚠ WARNING

To assure maximum safety, optimum performance, and to gain knowledge of the product, it is essential that you or any other operator of the blower read and understand the contents of this manual before using the blower. Pay particular attention to the safety alert symbol ⚠ which means CAUTION, WARNING OR DANGER — "personal safety instruction." Read and understand the instruction because it has to do with safety. FAILURE TO COMPLY WITH INSTRUCTIONS MAY RESULT IN PERSONAL INJURY.

SAVE THESE INSTRUCTIONS FOR FUTURE REFERENCE!

1. Read and understand the contents of this manual before using the appliance. Be thoroughly familiar with the proper use of the appliance.

2. Keep everyone, especially children and pets, away from area of operation. Never allow children to operate the appliance. It is not a toy. Never allow adults to operate unit without first reading the Operator's Manual.

3. Always wear safety goggles or other suitable eye protection.

4. Dress properly. Do not wear loose clothing or jewelry. They can catch in moving parts. Pin up long hair so that it cannot be drawn into unit's air inlet. Always wear substantial footwear and long pants.

5. Always wear an approved dust mask when using unit in dusty conditions.

6. Use the right appliance. Do not use the appliance for any job except that for which it was intended.

7. Use only TORO recommended attachments with appliance.

8. Avoid unintentional starting. Do not carry plugged-in appliance with finger on switch.

9. Properly connect blower cord to PowerPack™ to prevent disconnection of the cords.

10. Don't abuse cord—Never yank blower plug to disconnect from PowerPack receptacle. Do not pull or carry appliance by cord. Do not use cord as a handle. Keep cord away from extreme heat, oil, and sharp edges.

11. Do not handle plug or appliance with wet hands or when standing in or near water.

12. Never blow debris in the direction of bystanders or animals.

13. Always be sure of your footing. Keep a firm hold on the handle and walk, never run. Use extra care when cleaning on stairs.

14. Stop the motor and unplug the blower from the PowerPack whenever you leave the appliance, before cleaning the housing, and when making any repairs or inspections.

15. Do not use the appliance with any blocked openings. Keep free of dust, lint, hair, and anything that may reduce air flow.

16. Do not use in areas where flammable or combustible liquids such as gasoline may be present.

17. When not in use, store your blower in a dry, cool place; high or locked up out of the reach of children.

18. Keep all fasteners tight to be sure the appliance is in safe working condition.

19. Never operate without proper guards or other protective safety devices in place.

20. Do not put hands or feet near rotating parts. Keep clear at all times.

21. If the appliance should start to vibrate abnormally, stop the motor, unplug the blower from the PowerPack™, and check immediately for the cause. Vibration is generally a warning of trouble.

22. Do not operate your appliance after it has been dropped or damaged. Return it to your nearest Authorized Toro Service Dealer for inspection or repair.

23. This appliance is intended for residential household use only.

24. Do not attempt to repair blower. Have repairs made by your local Authorized Toro Service Dealer. When servicing use only identical Toro replacement parts. Replace or repair damaged cords.

©The Toro Company-1990

⚠ SAFETY DECALS

Safety decals and instructions are easily visible to the operator and are located near any area of potential danger. Replace any decal that is damaged or lost.



ON BLOWER HOUSING

ASSEMBLY INSTRUCTIONS

ATTACH OUTLET TUBE (optional)

1. Align tube so nozzle curves up when in use (Fig. 1).

2. Push tube onto blower outlet until it snaps into place (Fig. 1).

Note: If tube does not slide on easily, pull tube off and run a damp rag around inside of tube where it attaches to blower outlet. (This acts as a lubricant.) Then re-align tube and push onto blower outlet until it snaps into place.

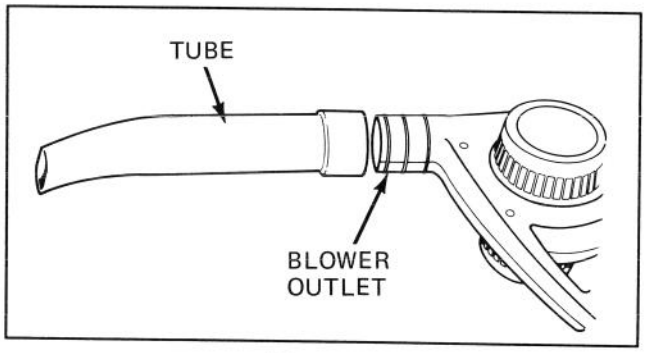

Figure 1

OPERATING INSTRUCTIONS

CAUTION

Always wear safety goggles or other suitable eye protection, long pants, and shoes while operating appliance. Be sure work area is clear of bystanders and pets.

Use extra care when cleaning debris from stairs.

ATTACHING BLOWER TO POWERPACK™

1. Make sure on/off switch on blower is in the "off" position.

2. Insert blower plug into PowerPack receptacle. Make sure plug is all the way into receptacle (Fig. 2).

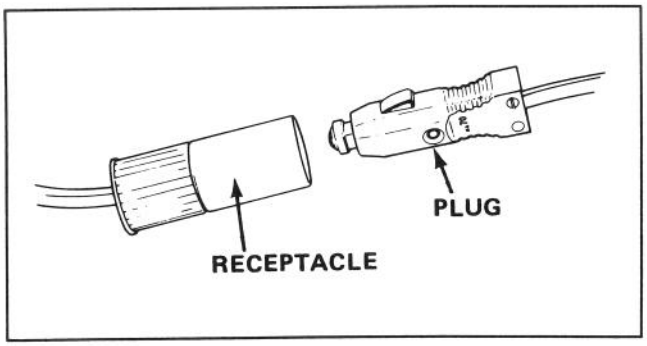

Figure 2

TURNING BLOWER OFF AND ON

1. Move the on/off switch on handle to "on" position (Fig. 3).

2. Swing unit slowly back and forth behind debris to be blown. Do not force tube into pile of debris.

3. Turn off blower by moving on/off switch to "off" position (Fig. 3).

4. It is possible under extreme use conditions to trip the circuit breaker in the PowerPack (Fig. 4). If this occurs, allow the appliance to rest for a few minutes. Then reset the circuit breaker and continue. If the circuit breaker opens immediately, the system should be inspected by an Authorized Toro Service Dealer.

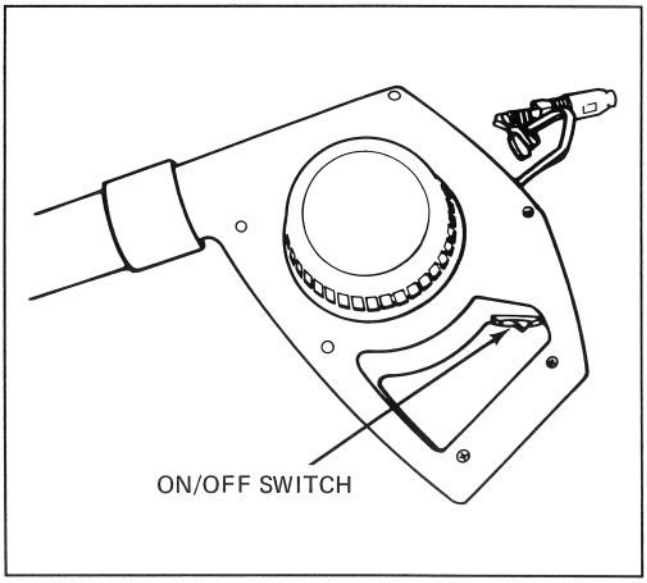

Figure 3

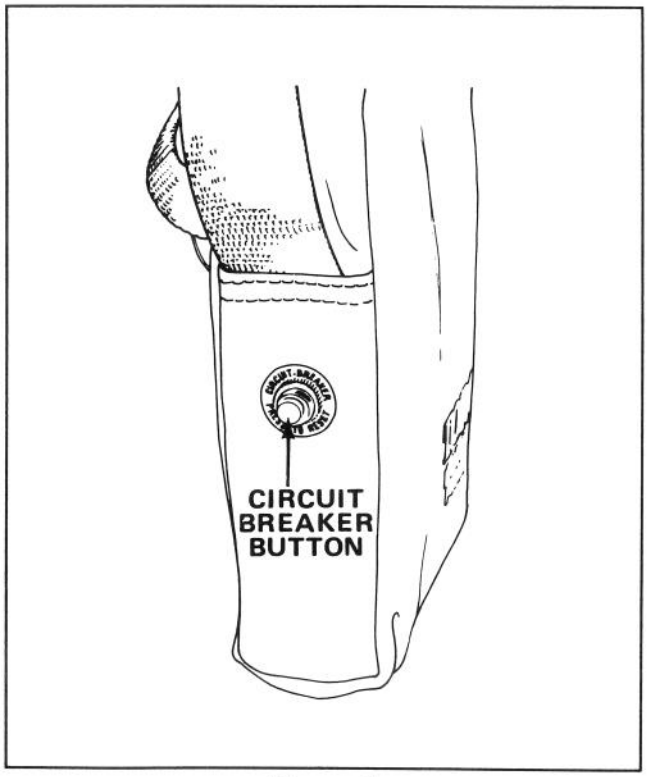

Figure 4

PRODUCT IDENTIFICATION

A model and a serial number decal is located on the blower housing. Always refer to specific numbers on this decal in correspondence or when replacement parts are needed.

TORO SERVICE SUPPORT

If help – concerning safety, set-up, operation, maintenance, or troubleshooting – is ever needed, contact the local Authorized TORO Service Dealer or Distributor. Refer to the ''Yellow Pages" for assistance. In addition to skilled service technicians, the dealer and distributor have factory approved accessories and replacement parts. Keep your TORO all TORO. Buy genuine TORO replacement parts and accessories.

The Toro Promise

Cordless Power Products

A Full One Year Residential Use Warranty

The Toro Company warrants this TORO product for one year against defects in material or workmanship. To receive a replacement or repair, at Toro's option, just return the complete unit, postage prepaid, to the seller or any TORO Electric Service Dealer or the TORO Service Center, 5300 Shoreline Blvd., Mound, MN 55364, along with proof of purchase. This warranty covers product defects only. It does not cover incidental or consequential damages. Some states do not allow the exclusion or limitation of incidental or consequential damages, so the above limitation may not apply to you. This warranty gives you specific rights, and you may have other rights which vary from state to state.

COUNTRIES OTHER THAN THE UNITED STATES OR CANADA

Customers who have purchased TORO products exported from the United States or Canada should contact their TORO Distributor (Dealer) to obtain guarantee policies for your country, province, or state. If for any reason you are dissatisfied with your Distributor's service or have difficulty obtaining guarantee information, contact the TORO importer. If all other remedies fail, you may contact us at The Toro Company.