



Count on it.

Parts Catalog

**Z Master® Professional 7000
Series Riding Mower**

**With 152cm TURBO FORCE® Side Discharge
Mower**

Model No. 74265TE—Serial No. 314000001 and Up



Ordering Replacement Parts

To order replacement parts, please supply the part number, the quantity, and the description of each part desired.

Understanding Reference Numbers

Each identified part in an illustration has a reference number. The reference number for a part also appears in the parts list, along with other information about the part.

This catalog uses two special reference number formats, one to indicate parts in a service assembly and another to indicate the quantity of a given part in an illustration.

Service Assembly Reference Numbers

Parts in service assemblies have reference numbers in the form a:b. The a represents the reference number of the entire service assembly and the b represents a sequential number unique to each part within the service assembly.

For example, a wheel assembly might be identified by reference number 6, the tire by 6:1, the valve by 6:2, and the wheel by 6:3. When you order the assembly identified by reference number 6, you receive all parts identified by reference numbers 6:1, 6:2, and 6:3. However, you may also order any part individually. Reference numbers of this type appear in illustration and in parts lists.

Reference Numbers Indicating Quantity

In an illustration, if a reference number indicates more than one part, the reference number has the form nX y. The n represents the quantity of the part, the X is the multiplication symbol, and the y represents the reference number.

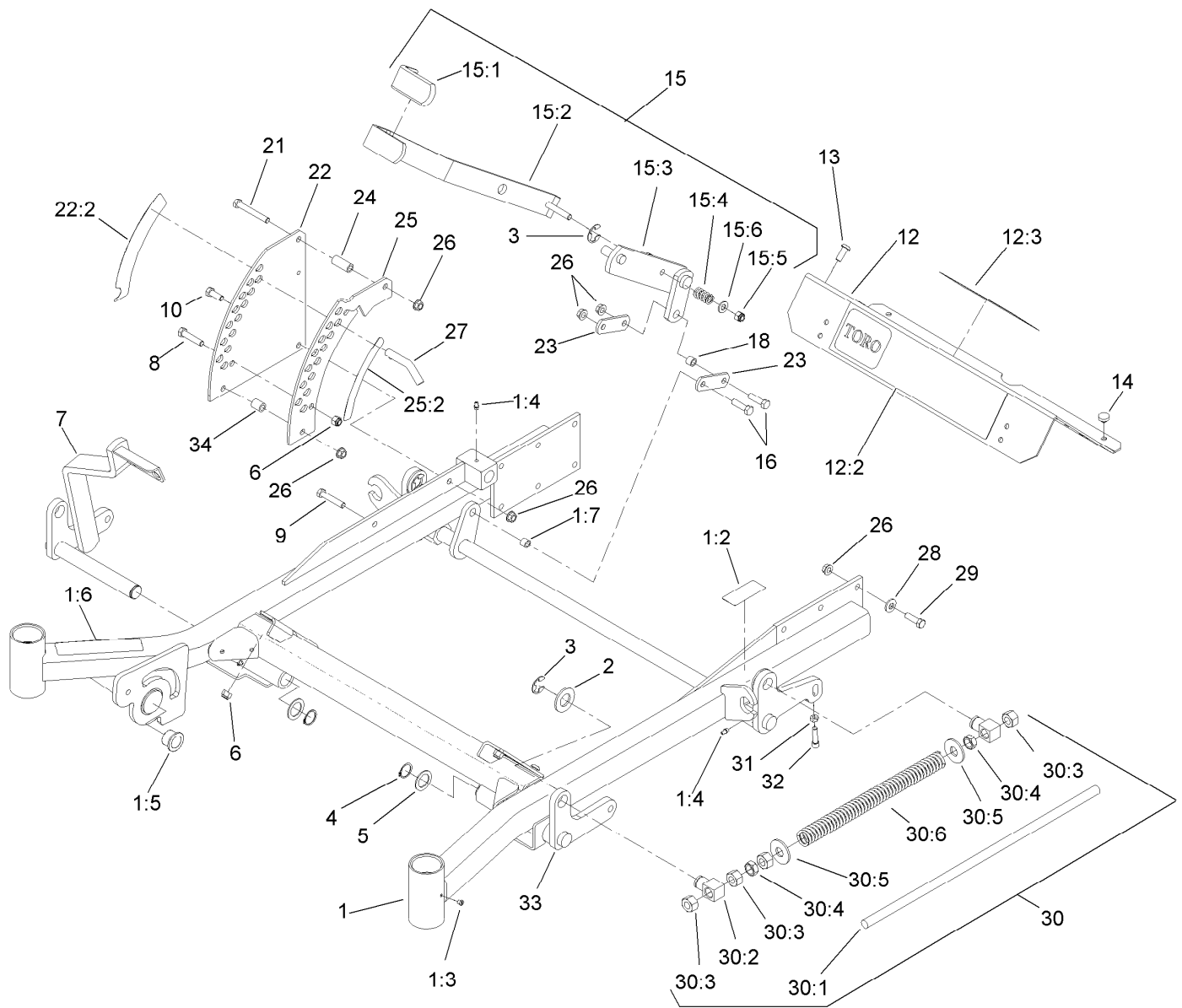
For example, in an illustration, the reference number 2X 37 means that two of the parts identified by reference number 37 are indicated.

List of Abbreviations

AR: as required	HLH: hex lag head	PTO: power-take-off
ASM: assembly	HOC: height-of-cut	RH: right hand
BBC: blade brake control	HSBH: hex socket button head	ROPS: roll-over protection system
BHTF: button head thread forming	HSFH: hex socket flat head	RRB: rear roller brush
CARR: carriage	HSH: hex socket head	SFH: slotted fillister head
CCW: counter clockwise	HWH: hex washer head	SHH: slotted hex head
CW: clockwise	HWHTF: hex washer head thread forming	SHWH: slotted hex washer head
DEG: degrees	HYD: hydraulic	SPH: slotted pan head
DPA: Dual Point Adjustment	LH: left hand	SQH: square head
ECM: electronic control module	LP: Liquefied Petroleum Gas	SRH: slotted round head
EXT: external	LPG: Liquefied Petroleum Gas	STD: standard
FH: flat head	NI: nylon insert	TAP: self tapping
GA: gauge	NPTF: national pipe thread fine	TTH: torx truss head
HD: heavy-duty	PFH: phillips flat head	
HF: hex flange	PPH: phillips pan head	
HH: hex head	PPHTF: phillips pan head thread forming	
HHF: hex head flange	PRH: phillips round head	
HHFTF: hex head flange thread forming	PTH: phillips truss head	
HJ: hex jam		

Contents

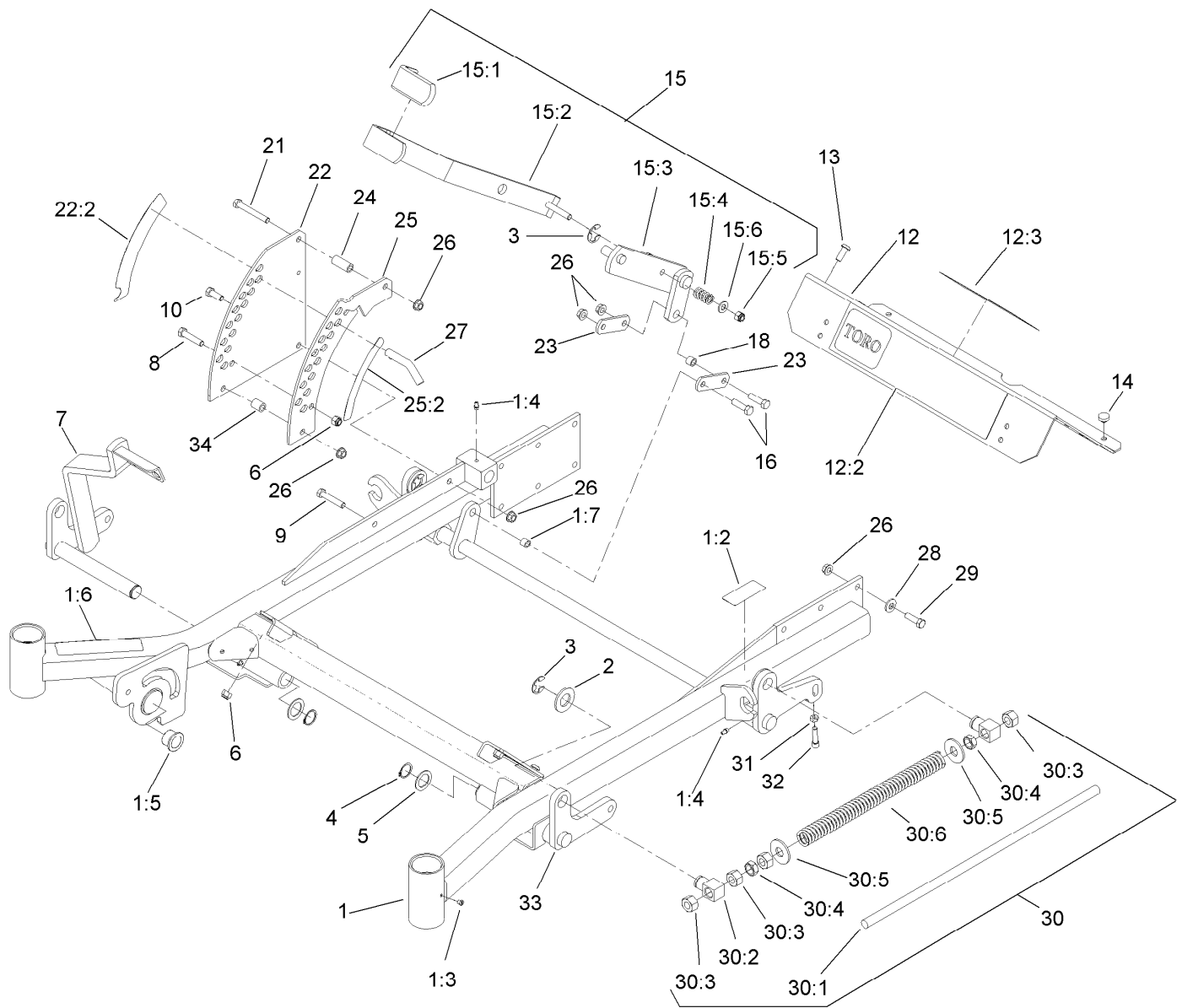
Front Frame Assembly	4
Fork, Caster Wheel and Z Stand Assembly	6
Traction Frame and Floor Pan Assembly	7
Seat and Roll-Over Protection System Assembly	8
Seat Assembly No. 125-3107	9
Roll-Over Protection System Assembly No. 110-0877	10
Main Frame and Rear Wheel Assembly	11
Hydro Control Assembly	13
Engine, Exhaust and Air Intake Assembly	15
Air Cleaner Assembly No. 93-2190	16
Hydro and Gearbox Assembly	17
Gearbox Assembly No. 107-9887	19
Hydraulic Tank, Pump and Motor Assembly	20
Tandem Pump Assembly No. 107-9885	22
Hydraulic Motor Assembly No. 112-8357 (CCW)	23
Hydraulic Motor Assembly No. 112-8358 (CW)	24
Hydraulic Hose System Assembly	25
Fuel System and Throttle Control Assembly	26
Fuel Line Assembly	27
Engine Housing Assembly	28
Cooling System Assembly	30
Hood Assembly	31
Deck Connection Assembly	32
Deck Assembly	33
Deck Decal Assembly No. 114-4489	35
Spindle Assembly No. 119-8560	36
Rubber Deflector Assembly No. 108-2792	37
Electrical Assembly	38
Crankcase Assembly	39
Oil Pan, Oil Pump and Dipstick Assembly	40
Cylinder Head Assembly	41
Gear Case and Oil Filter Cartridge Assembly	42
Cylinder Head Cover Assembly	43
Main Bearing Case Assembly	44
Camshaft and Idle Gear Shaft Assembly	45
Piston and Crankshaft Assembly	46
Fuel Camshaft Assembly	47
Idle Apparatus and Fuel Pump Cover Assembly	48
Stop Solenoid and Speed Control Plate Assembly	49
Injection Pump Assembly	50
Governor Assembly	51
Nozzle Holder Assembly	52
Nozzle Holder and Glow Plug Assembly	54
Alternator and Pulley Assembly	55
Alternator Components Assembly	56
Starter and Flywheel Assembly	57
Starter Component Assembly	58
Water Flange and Thermostat Assembly	59
Water Pump and Water Pipe Assembly	60
Valve and Rocker Arm Assembly	61
Inlet and Exhaust Manifold Assembly	62
Miscellaneous Engine Parts	63
Upper Engine Gasket Kit	64
Lower Engine Gasket Kit	65
Attachments and Accessories	66



Front Frame Assembly

Ref.	Part Number	Qty.	Description	Ref.	Part Number	Qty.	Description
1	107-3980	1	Frame ASM	12:3	107-1866	1	Decal-Danger, Slope
1:2	107-3968	1	Decal-Brake, Parking	13	3274-94	4	Screw-HSBH
1:3	1-811010	2	Plug	14	1-513658	2	Bumper
1:4	302-19	5	Fitting-Grease	15	110-5860	1	Deck Lift Handle ASM
1:5	94-1291	2	Bushing	15:1	1-633295	1	Grip-Lever, Lift
1:6	107-3969	1	Decal-Warning	15:2	103-2083-03	1	Lever-Lift
1:7	103-1918	1	Bushing	15:3	103-2064-03	1	Arm-Lift, Deck
2	3256-29	4	Washer-Flat	15:4	1-633325	1	Spring-Compression
3	32151-103	5	Ring-Retaining, EXT	15:5	3296-39	1	Nut-Lock, NI
4	32151-29	2	Ring-Retaining	15:6	3256-24	1	Washer-Flat
5	1-523157	2	Washer-Spacer	16	323-29	2	Screw-HH
6	3296-39	5	Nut-Lock, NI	18	103-1918	1	Bushing
7	108-7786-01	1	Lift-Deck, RH Front	21	323-11	1	Screw-HH
8	323-9	1	Screw-HH	22	117-0367	1	Plate-HOC, Outer
9	323-10	1	Screw-HH	22:2	107-3961	1	Decal-Height, Deck
10	323-6	1	Screw-HH	23	1-633068	2	Arm-Lift, Deck
12	107-3976	1	Footrest	24	1-633082	1	Bushing-Lever, Lift
12:2	121-7558	1	Decal	25	117-0370	1	Plate-HOC, Inner

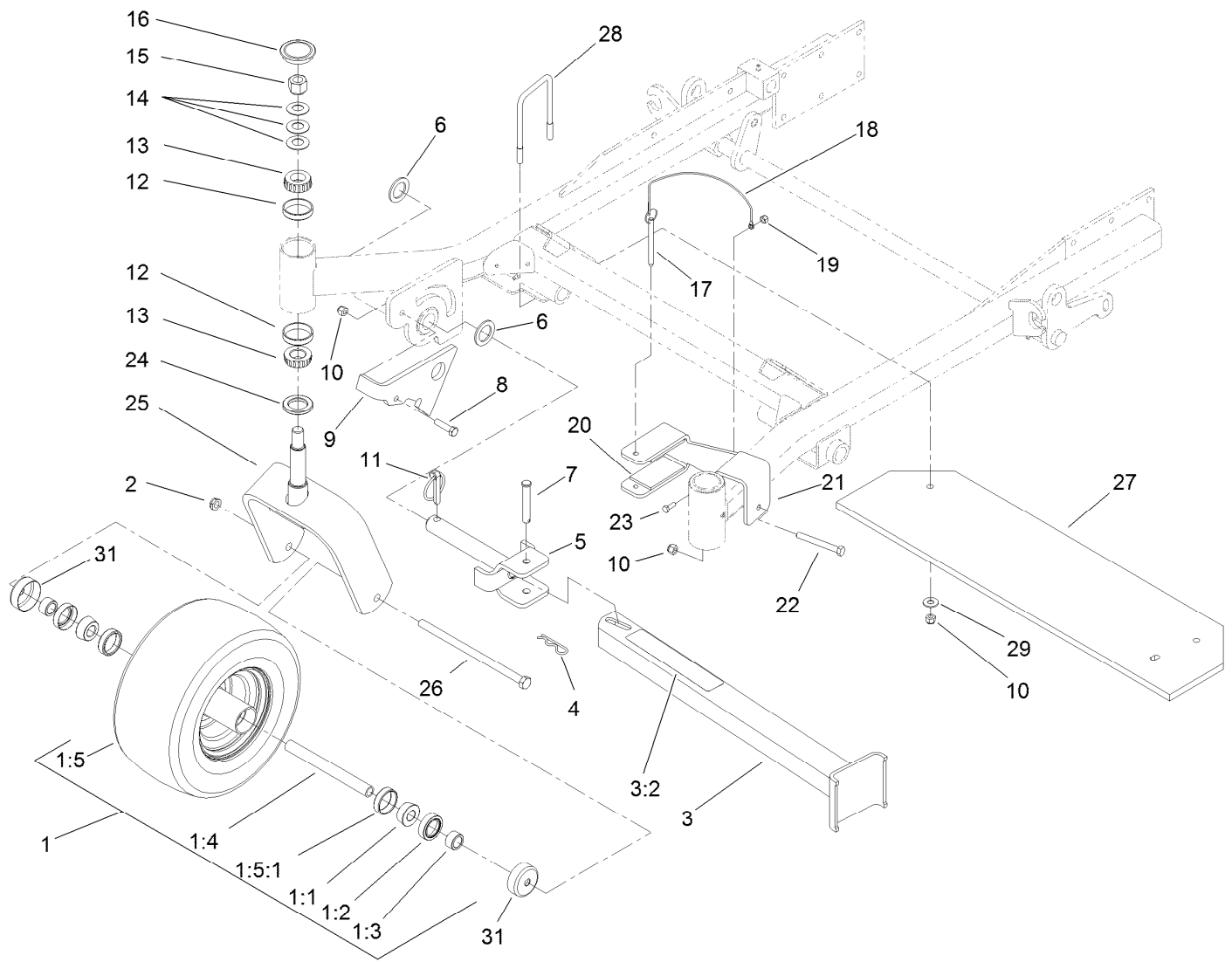
● Not serviced separately



Front Frame Assembly (continued)

Ref.	Part Number	Qty.	Description	Ref.	Part Number	Qty.	Description
25:2	107-3962	1	Decal-Height, Deck	30:3	3217-11	4	Nut-Hex
26	3290-357	17	Nut-HHF, Whiz	30:4	3218-6	2	Nut-Jam
27	109-8757	1	Pin-HOC	30:5	3256-7	2	Washer-Flat
28	98-5975	12	Washer-Belleville	30:6	1-633064	1	Spring-Support, Deck
29	323-7	12	Screw-HH	31	3218-2	2	Nut-Jam
30		2	Front Frame Spring ASM ●	32	3274-18	2	Screw-HSH
30:1	1-633096	1	Rod-Lift, Deck	33	106-8984-01	1	Lift-Deck, LH
30:2	1-633441	2	Swivel-Deck Mount, Rear	34	1-633080	1	Bushing-Lever, Lift

● Not serviced separately

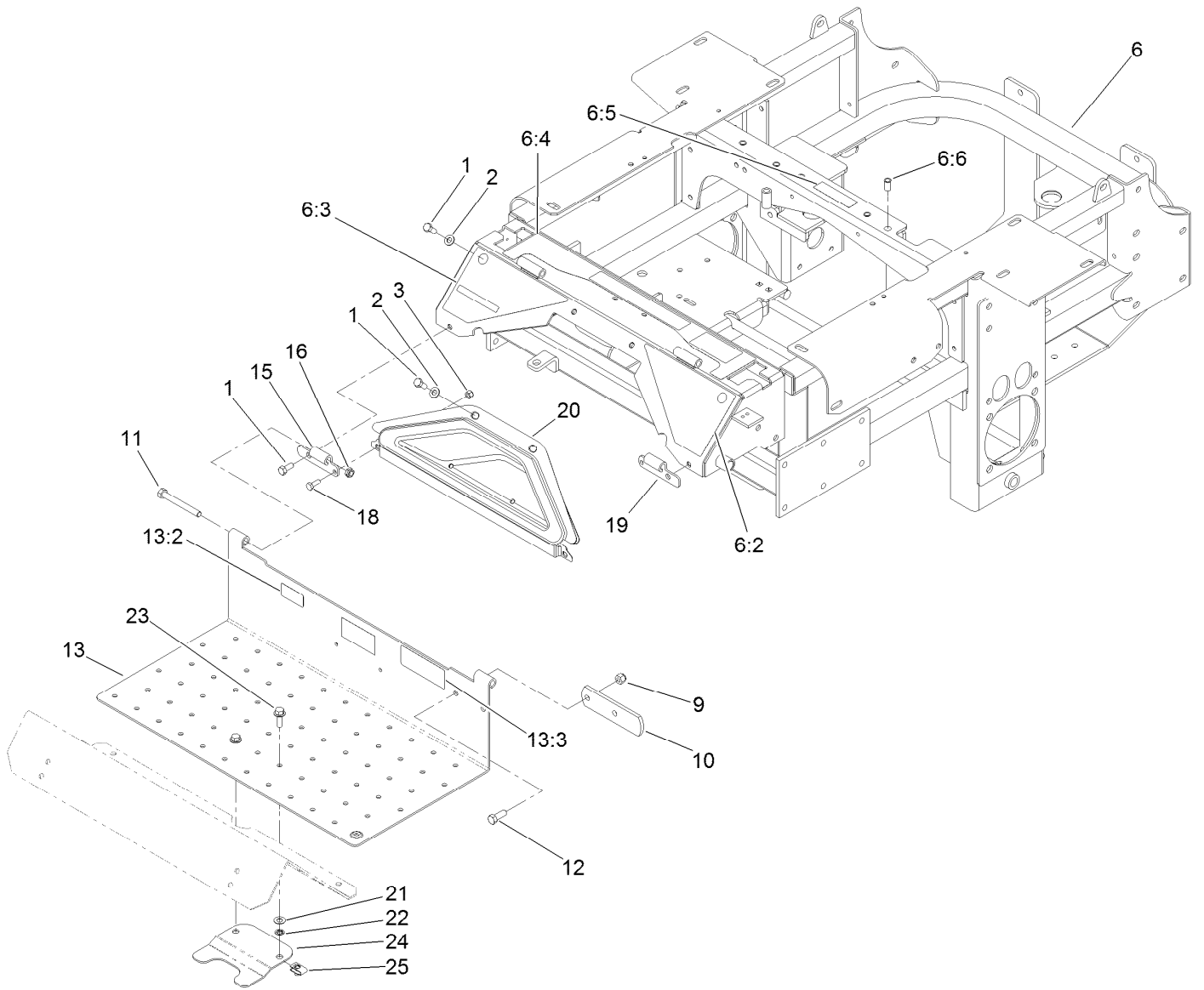


Fork, Caster Wheel and Z Stand Assembly

Ref.	Part Number	Qty.	Description	Ref.	Part Number	Qty.	Description
1	109-9125	2	Wheel And Tire ASM	13	254-94	4	Bearing-Cone, Tapered
1:1	1-633585	2	Bearing-Cone, Taper	14	1-633508	6	Washer-Bellville
1:2	103-0063	2	Seal-Caster	15	3296-51	2	Nut-Lock, NI
1:3	103-3051	2	Spacer-Nut ■	16	103-4882	2	Cap-Grease
1:4	103-5156	1	Axle-Caster	17	105-1647	1	Pin-Hitch, Cotterless
1:5		1	Wheel And Tire ASM ●	18	100-9385	1	Lanyard-Nylon
1:5:1	1-633584	1	Bearing-Cup	19	3296-42	1	Nut-Lock, NI
2	3296-45	2	Nut-Lock, NI	20	100-6547	2	Cushion-Rubber
3	107-1874	1	Leg ASM	21	100-6542-01	1	Bracket-Cradle
3:2	106-7464	1	Decal-Z Stand	22	323-20	1	Screw-HH
4	3290-355	1	Pin-Hair	23	321-4	1	Screw-HH
5	100-9692-01	1	Pin-Pivot	24	116-5647	2	Seal-Grease
6	3-6781	2	Washer-Thrust	25	116-6707-01	2	Caster
7	283-55	1	Pin-Clevis	26	325-39	2	Screw-HH
8	323-8	1	Screw-HH	27	107-9854-01	1	Bar-Weight
9	100-9686-01	1	Bracket-Latch	28	110-0817	2	U-Bolt, 3In
10	3296-39	6	Nut-Lock, NI	29	3256-4	4	Washer-Flat
11	283-71	1	Pin-Lynch	31	103-2768	4	Guard-Seal
12	254-72	4	Bearing-Cup, Tapered				

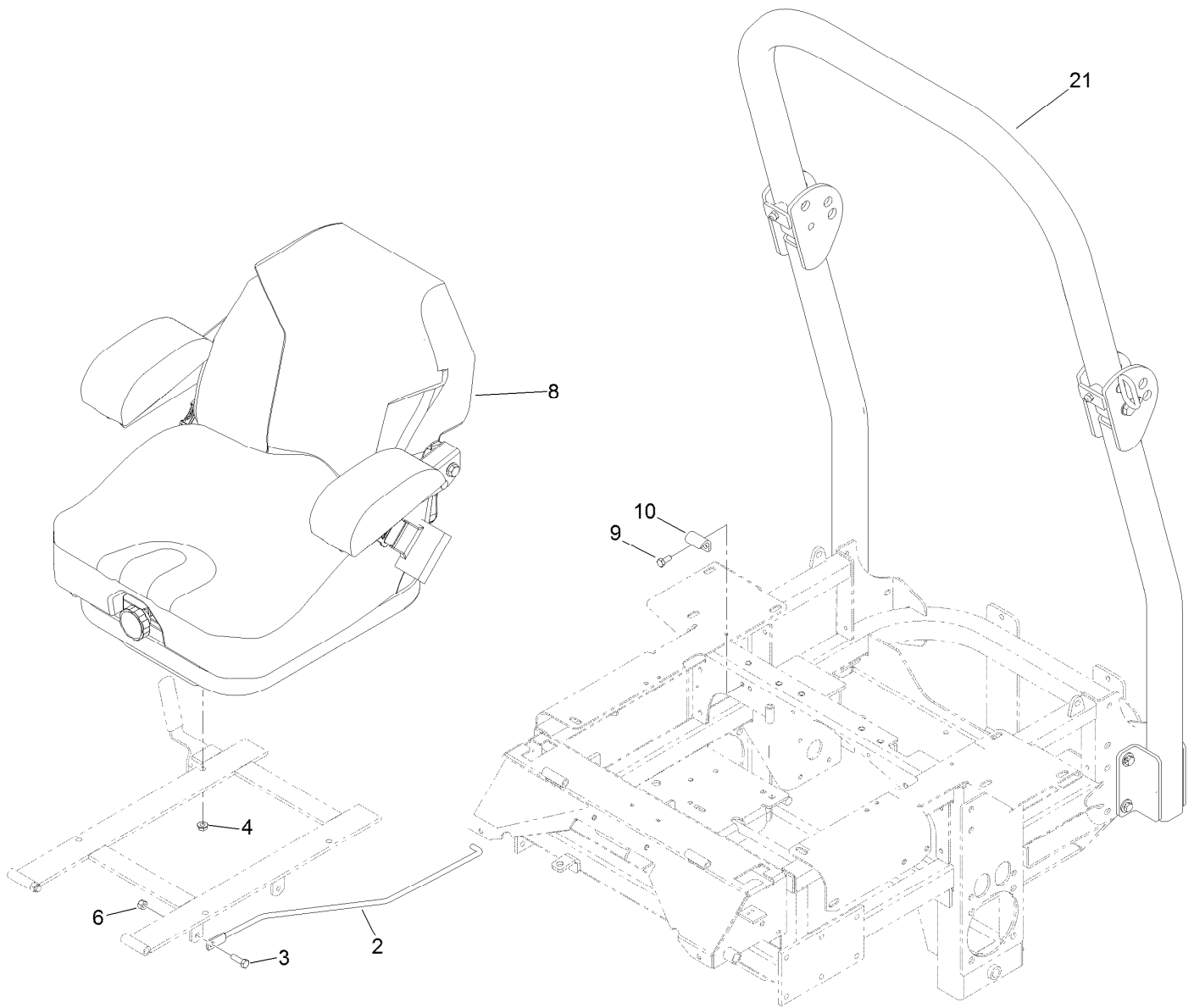
● Not serviced separately

■ Use Pro-Lock, Nut Type (P/N 1-840022, .5ml tube) on threads.



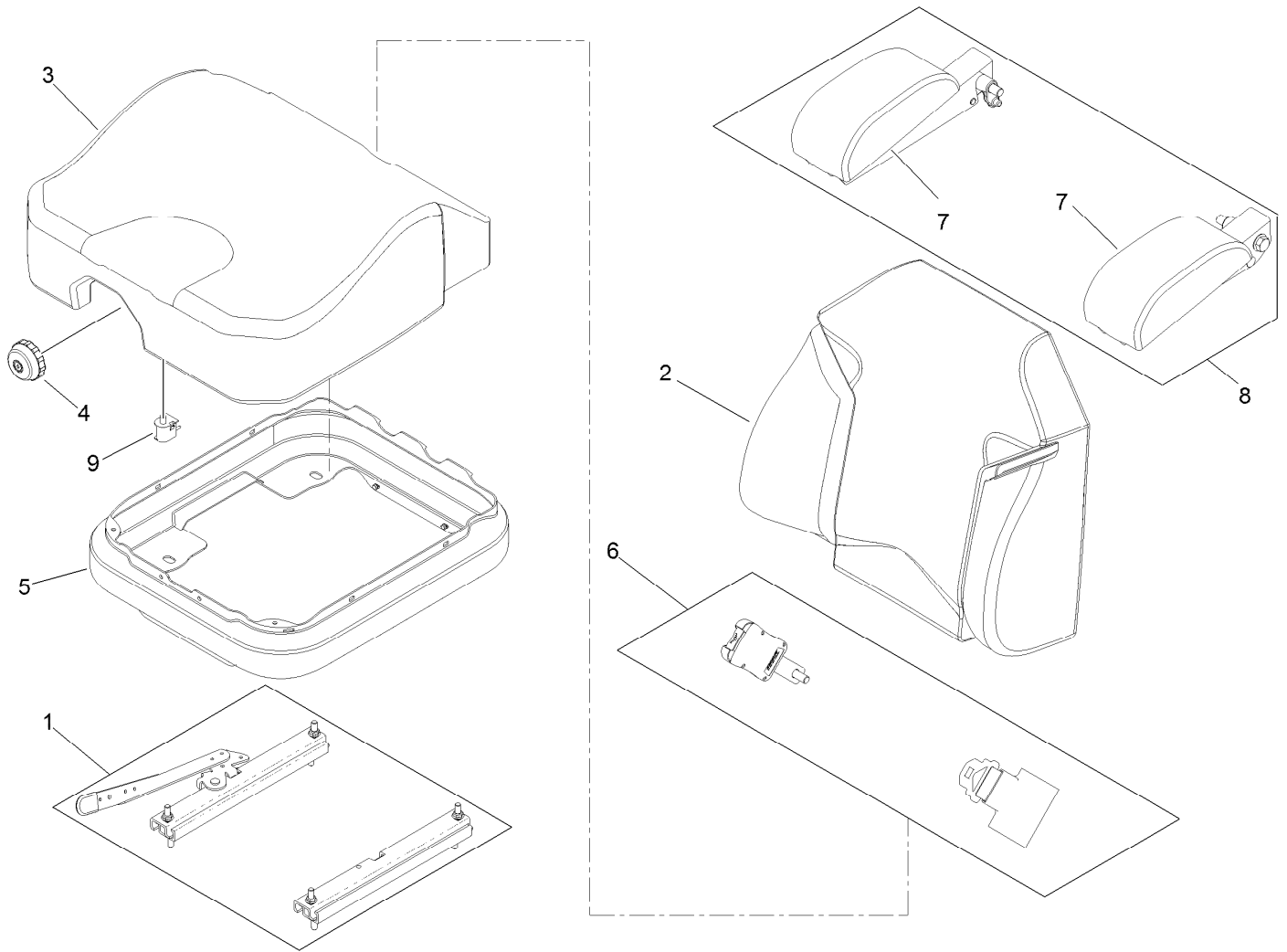
Traction Frame and Floor Pan Assembly

<i>Ref.</i>	<i>Part Number</i>	<i>Qty.</i>	<i>Description</i>	<i>Ref.</i>	<i>Part Number</i>	<i>Qty.</i>	<i>Description</i>
1	322-43	6	Screw-HH	13	115-3851	1	Floor Pan ASM
2	3256-70	4	Washer-Flat	13:2	98-4387	1	Decal-Protection, Ear
3	3296-42	2	Nut-Lock, NI	13:3	121-7559	1	Decal-Diesel, Bio-Ready
6	115-2757	1	Traction Frame ASM	15	106-7488-03	1	Hinge-Floorpan, LH
6:2	107-3963	1	Decal-Danger, Left	16	3296-59	2	Nut-Lock, NI
6:3	107-3964	1	Decal-Warning, Right	18	321-4	2	Screw-HH
6:4	110-0820	1	Decal-Console, Top (Ce)	19	106-7489-03	1	Hinge-Floorpan, RH
6:5	98-1977	1	Decal-Warning	20	106-7498	1	Pocket
6:6	32148-11	5	Insert-Threaded	21	73-0041	2	Washer-Thrust
9	3296-39	2	Nut-Lock, NI	22	117-2749	2	Nut-Push
10	1-633964-03	1	Stop-Brake, Park	23	3234-29	2	Screw-HHF
11	323-20	2	Screw-HH	24	119-0395-03	1	Adapter-Captive
12	323-6	2	Screw-HH	25	94-2413	2	U-Nut



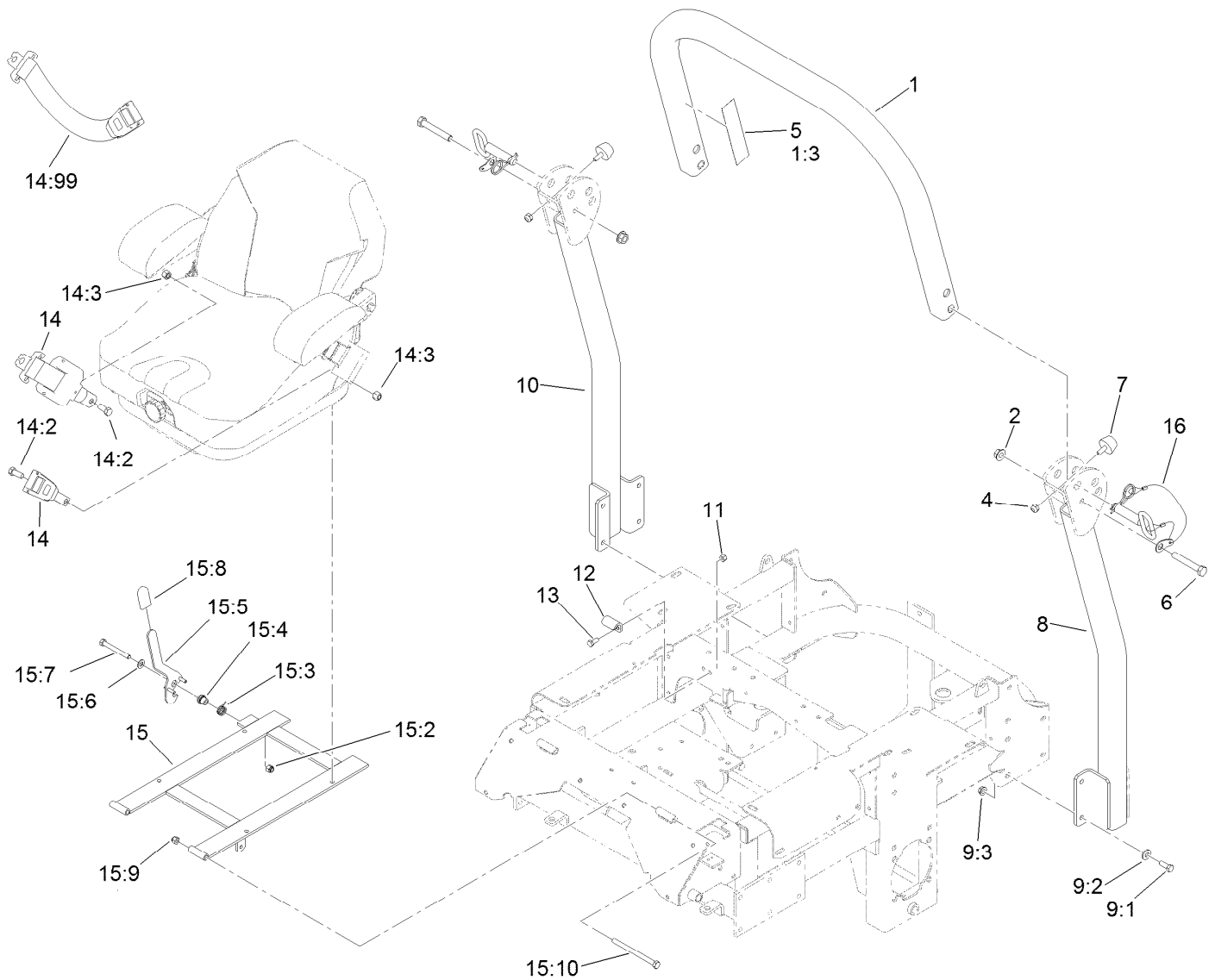
Seat and Roll-Over Protection System Assembly

<i>Ref.</i>	<i>Part Number</i>	<i>Qty.</i>	<i>Description</i>
2	108-5341	1	Rod-Prop, Seat
3	322-5	1	Screw-HH
4	32128-20	4	Nut-HF
6	3296-29	3	Nut-Lock, NI
8	125-3107	1	Suspension Seat ASM
9	322-3	2	Screw-HH
10	107-3058	1	Catch-Latch, Seat
21	110-0877	1	ROPS Kit



Seat Assembly No. 125-3107

<i>Ref.</i>	<i>Part Number</i>	<i>Qty.</i>	<i>Description</i>
1	116-8910	1	Seat Track Set
2	125-3112	1	Cover-Back
3	125-3111	1	Cover-Cushion
4	116-8911	1	Knob-Adjuster
5	116-5659	1	Cover-Suspension Bellows
6	109-9805	1	Seat Belt Kit
7	109-9802	1	Arm Rest Pad Set
8	109-9803	1	Arm Rest Set
9	82-2190	1	Switch-Bail

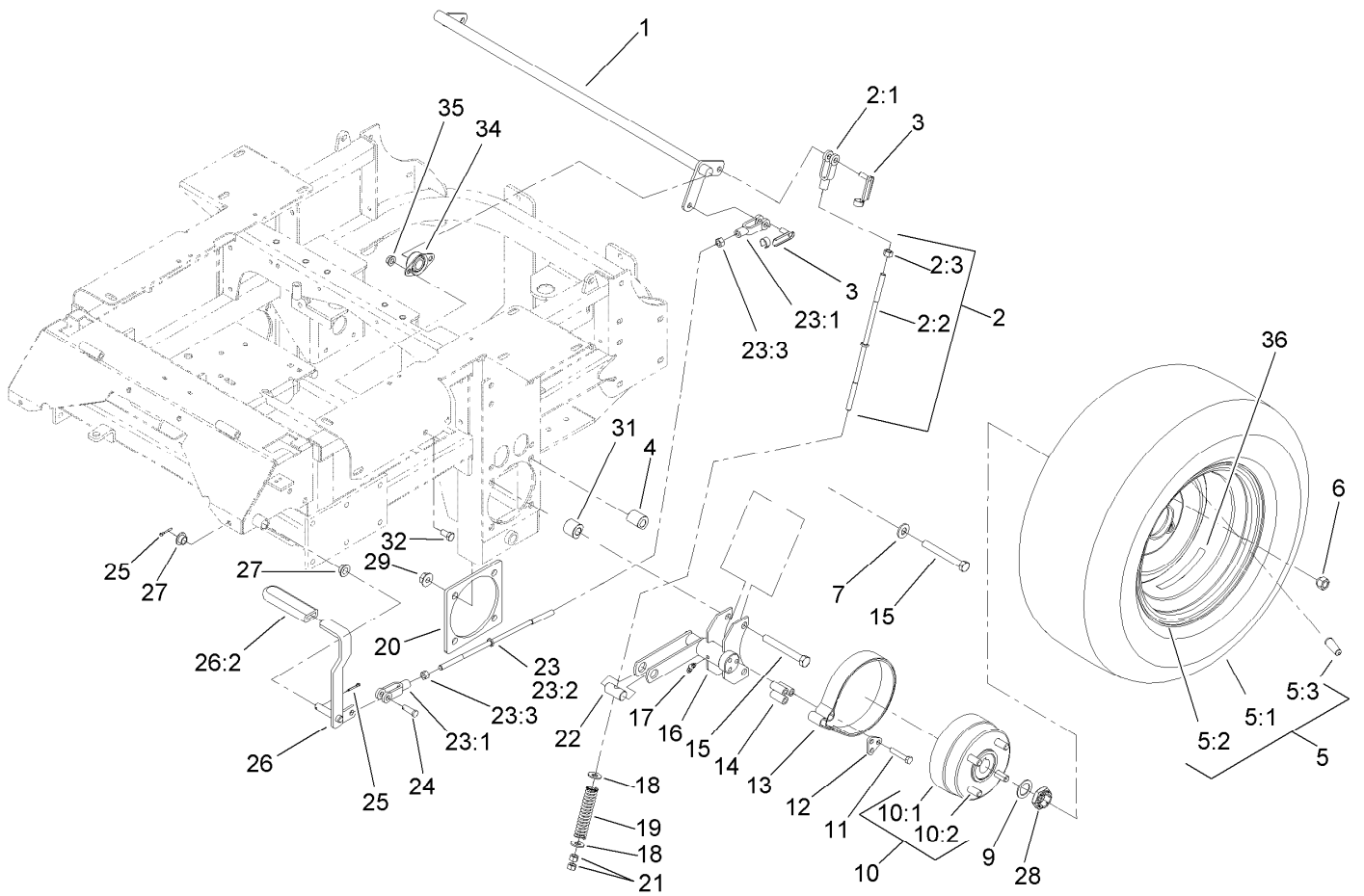


Roll-Over Protection System Assembly No. 110-0877

Ref.	Part Number	Qty.	Description	Ref.	Part Number	Qty.	Description
1		1	Upper Tube ASM ■	13	322-3	2	Screw-HH
1:3	107-2102	1	Decal-Warning, Folding ROPS	14	110-0883	1	Retractable Seatbelt Kit
2	32128-23	2	Nut-HF	14:2	3212-4	2	Screw-HH
4	3296-73	2	Nut-Lock, NI	14:3	3296-7	2	Nut-Lock
5	107-3069	1	Decal-Warning, Folding ROPS	14:99	109-6226	1	Seat Belt Extension Kit
6	325-13	2	Screw-HH	15	110-0874	1	Seatframe ASM
7	109-2365	2	Bumper-Rubber	15:2	3296-39	1	Nut-Lock, NI
8		1	Tube-Support, LH ■	15:3	107-0076	1	Spring-Torsion
9		1	Bag-Bolt, ROPS ● ■	15:4	107-0075	1	Bushing-Latch, Seat
9:1	323-6	8	Screw-HH	15:5	107-3083	1	Latch ASM
9:2	98-5975	8	Washer-Belleville	15:6	3256-24	1	Washer-Flat
9:3	3290-357	8	Nut-HHF, Whiz	15:7	323-20	1	Screw-HH
10		1	Tube-Support, RH ■	15:8	103-4434	1	Grip-Lever
11	3296-29	2	Nut-Lock, NI	15:9	3296-39	2	Nut-Lock, NI
12	107-3058	1	Catch-Latch, Seat	15:10	323-39	2	Screw-HH
				16	103-4553	2	Pin-Fold, ROPS

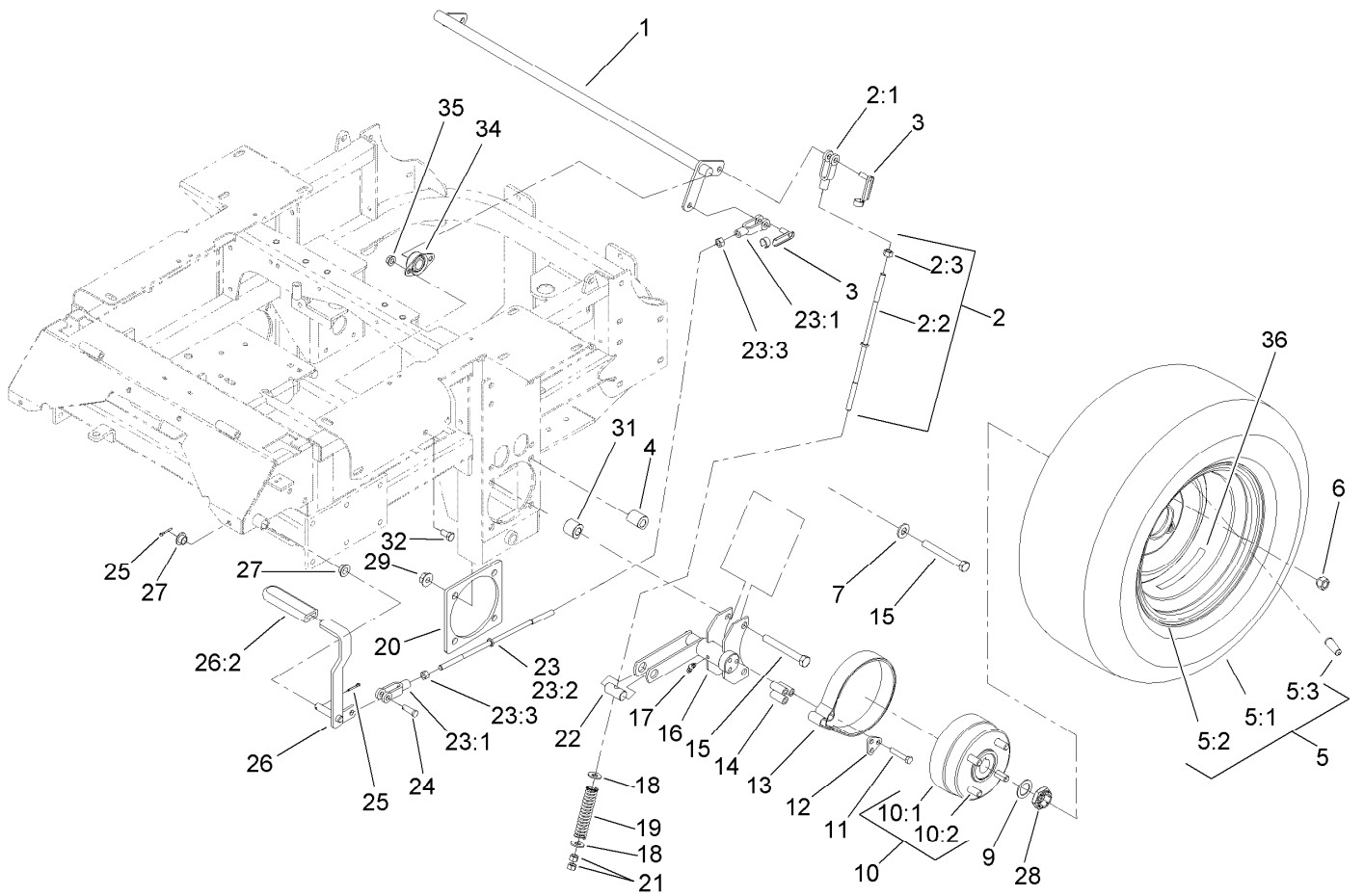
● Not illustrated

■ Not serviced separately



Main Frame and Rear Wheel Assembly

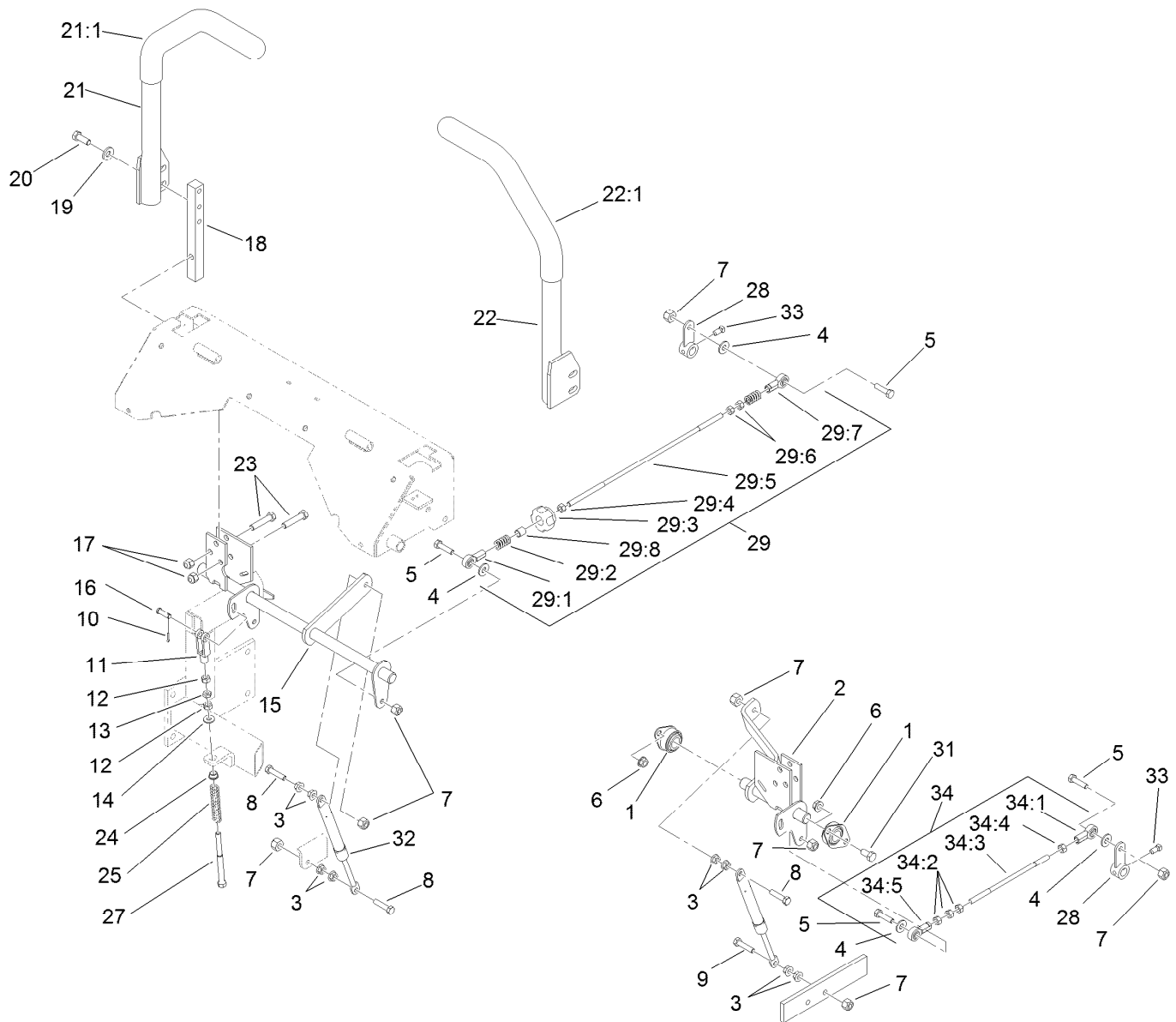
Ref.	Part Number	Qty.	Description	Ref.	Part Number	Qty.	Description
1	1-632217-03	1	Shaft-Brake	15	325-18	8	Screw-HH
2	108-5963	2	Brake Rod ASM	16	103-0352-03	2	Bracket-Brake
2:1	1-633131	1	Yoke-Linkage, Brake	17	1481	2	Fitting-Grease
2:2	108-5980	1	Rod-Brake	18	3256-4	4	Washer-Flat
2:3	3219-3	1	Nut-Hex	19	1-633454	2	Spring-Brake
3	103-2399	3	Pin-Spring, Clevis	20	103-3271-03	2	Plate-Reinforcement
4	114-1185	4	Spacer-Wheel, Long	21	3219-3	4	Nut-Hex
5	109-8972	2	Wheel And Tire ASM	22	1-633144	2	Pin-Trunion
5:1	1-633993	1	Tire	23	108-5962	1	Brake Rod ASM
5:2	109-3156	1	Rim	23:1	1-633131	2	Yoke-Linkage, Brake
5:3	232-27	1	Stem-Valve	23:2	1-633477	1	Rod-Brake
6	242-50	8	Nut-Lug	23:3	3219-3	2	Nut-Hex
7	87-7270	4	Washer-Thrust	24	1-808285	1	Pin-Clevis
9	1-523157	2	Washer-Spacer	25	3272-10	2	Pin-Cotter
10	103-0590	2	Hub And Wheel ASM	26	1-634500	1	Brake Lever ASM
10:1	103-0589	1	Wheel Hub ASM	26:2	1-633268	1	Grip-Lever
10:2	1-633926	4	Stud-Wheel	27	1-513140	2	Bearing-Control
11	322-9	6	Screw-HH	28	116-1399	2	Locknut
12	103-0374	2	Retainer-Band, Brake	29	32128-49	8	Nut-HHF
13	103-0355	2	Band-Brake	31	114-1184	4	Spacer-Wheel, Short
14	103-0384	6	Spacer	32	323-4	4	Screw-HH



Main Frame and Rear Wheel Assembly (continued)

Ref.	Part Number	Qty.	Description
34	1-633102	2	Bearing-Flange, Side

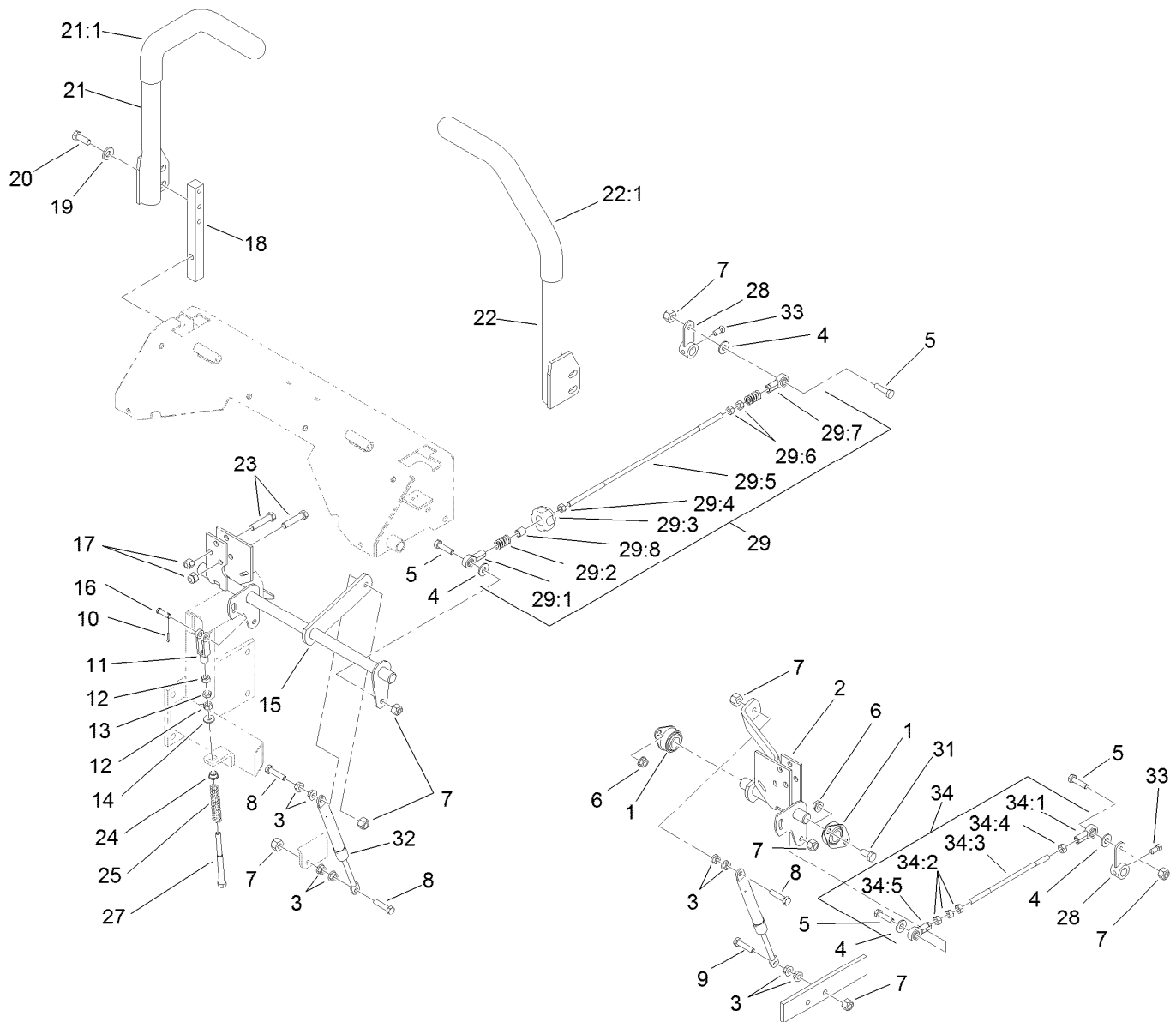
Ref.	Part Number	Qty.	Description
35	3290-357	4	Nut-HHF, Whiz
36	116-2643	2	Decal-Wheel Nut Torque



Hydro Control Assembly

Ref.	Part Number	Qty.	Description
1	1-633102	4	Bearing-Flange, Side
2	107-3480	1	Control-Motion, LH
3	32128-20	10	Nut-HF
4	3256-3	4	Washer-Flat
5	322-6	4	Screw-HH
6	3290-357	6	Nut-HHF, Whiz
7	3296-29	8	Nut-Lock, NI
8	1-403180	3	Screw-HH
9	322-41	1	Screw-HH
10	3272-5	2	Pin-Cotter
11	1-303105	2	Yoke-Adjustable
12	3219-2	4	Nut-Hex
13	3220-2	2	Nut-Jam
14	3256-2	2	Washer-Flat
15	107-3481	1	Control-Motion, RH
16	1-808280	2	Pin-Clevis
17	3296-39	6	Nut-Lock, NI
18	103-0407	2	Arm-Shaft, Control
19	98-5975	4	Washer-Belleville
20	323-6	4	Screw-HH
21	108-7237	1	RH Lever ASM

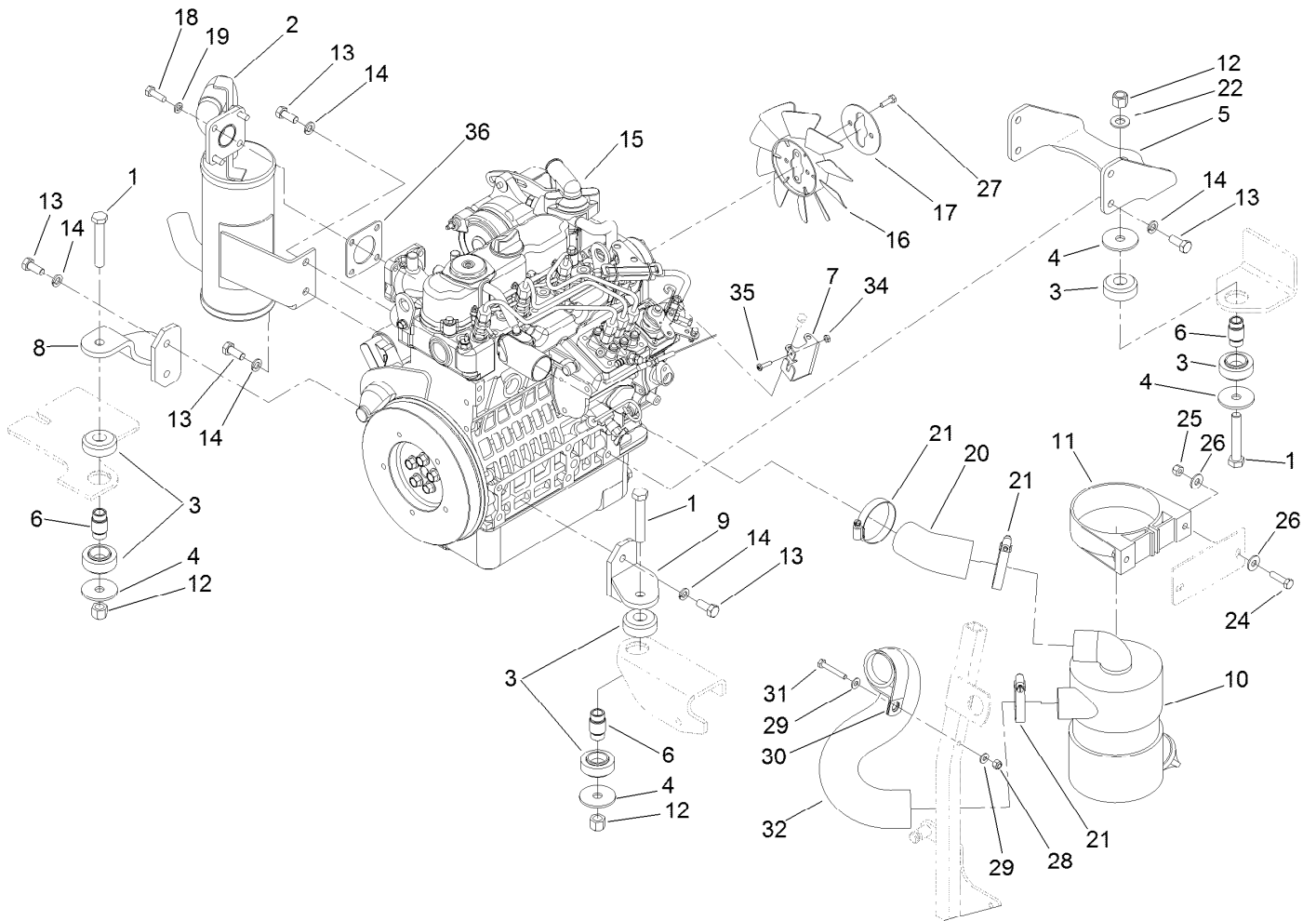
Ref.	Part Number	Qty.	Description
21:1	106-9987	1	Grip-Control, Motion
22	108-7238	1	LH Lever ASM
22:1	106-9987	1	Grip-Control, Motion
23	323-9	6	Screw-HH
24	1-603735	2	Bushing-Flanged
25	1-603807	2	Spring-Return, Neutral
27	1-603737	2	Bolt-Return, Neutral
28	107-3470-03	2	Arm-Control, Hydraulic
29	107-3474	1	RH Control Rod ASM
29:1	1-543017	1	Balljoint-RH
29:2	1-323245	2	Spring-Compression
29:3	103-3060	1	Knob-Tracking
29:4	3219-2	1	Nut-Hex
29:5	107-3472	1	Rod-Control, RH
29:6	1-804524	2	Nut
29:7	1-633152	1	Balljoint-LH
29:8	103-1166	1	Spacer-Tube, Pump Link
31	323-4	6	Screw-HH
32	109-2339	2	Damper-Control, Motion
33	1-803022	2	Screw-Set
34	107-3475	1	LH Control Rod ASM



Hydro Control Assembly (continued)

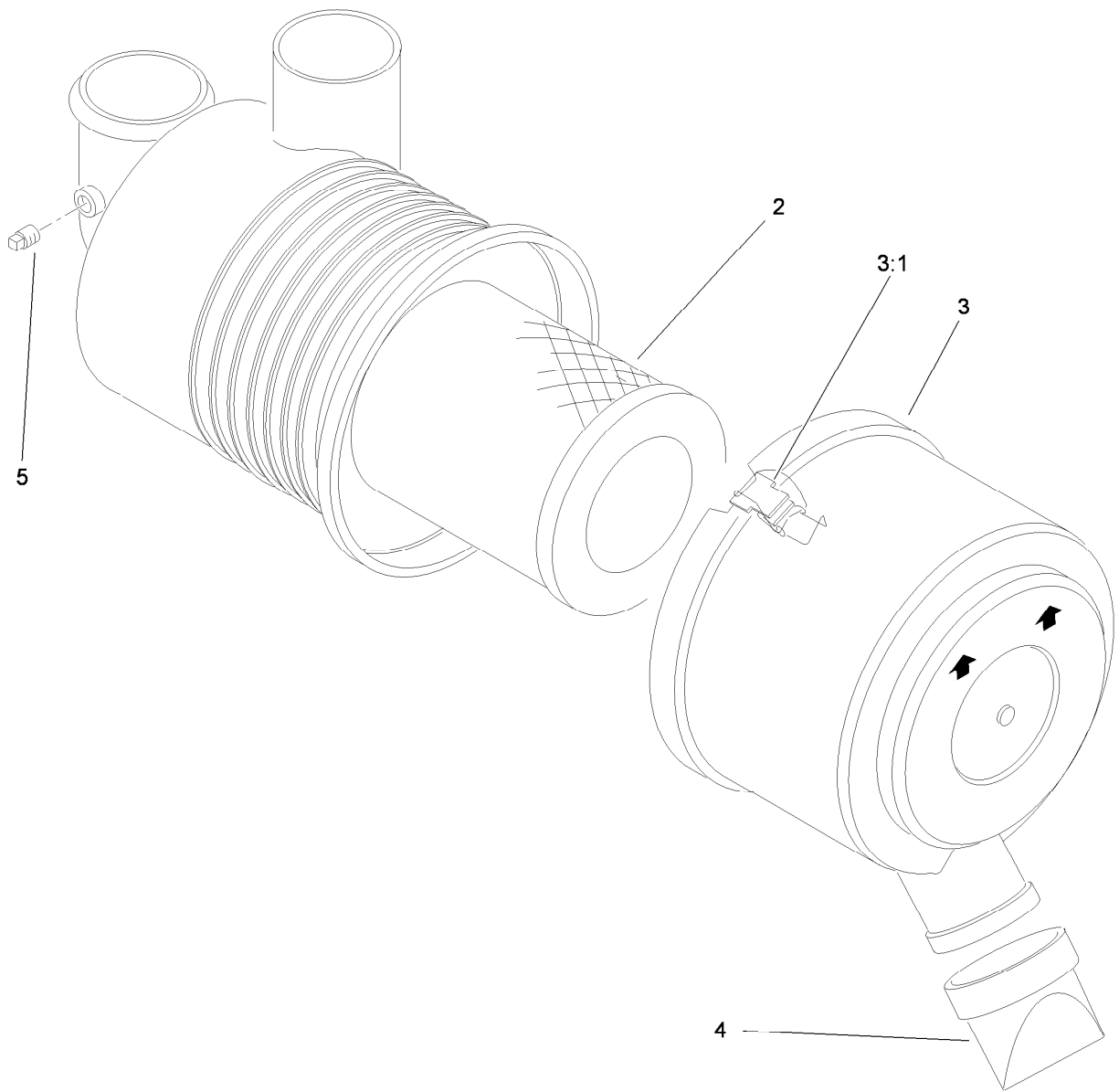
<i>Ref.</i>	<i>Part Number</i>	<i>Qty.</i>	<i>Description</i>
34:1	1-543017	1	Balljoint-RH
34:2	3219-2	3	Nut-Hex
34:3	107-3473	1	Rod-Control, LH

<i>Ref.</i>	<i>Part Number</i>	<i>Qty.</i>	<i>Description</i>
34:4	1-804524	1	Nut
34:5	1-633152	1	Balljoint-LH



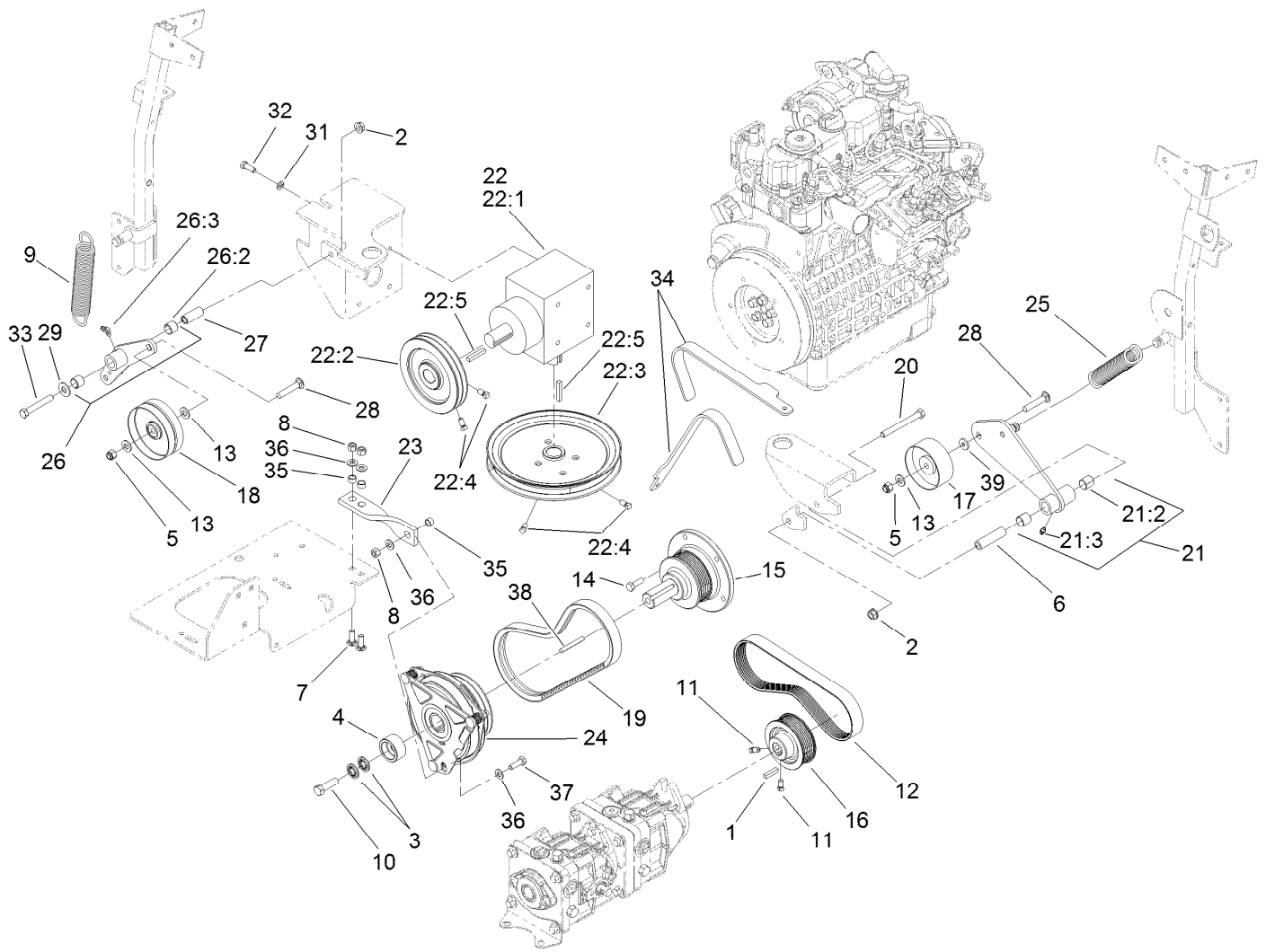
Engine, Exhaust and Air Intake Assembly

Ref.	Part Number	Qty.	Description	Ref.	Part Number	Qty.	Description
1	325-12	3	Screw-HH	18	33114-025	4	Screw-HH
2	107-9909	1	Muffler	19	3253-4	4	Washer-Lock
3	107-9914	3	Mount-Isolation	20	108-5371	1	Hose-Intake, Air Cleaner
4	55-7960	4	Washer-Large	21	1-643009	3	Clamp-Hose
5	107-9917-03	1	Bracket-Engine Mount, Rear	22	3256-26	1	Washer-Flat
6	110-0300	3	Spacer	24	322-6	2	Screw-HH
7	108-5922	1	Bracket-Support, Throttle	25	3296-29	2	Nut-Lock, NI
8	107-9920-03	1	Support-Engine, RH	26	3256-23	4	Washer-Flat
9	107-9930-03	1	Support-Engine, LH	27	33113-020	2	Screw-HH
10	93-2190	1	Air Cleaner ASM	28	3296-42	1	Nut-Lock, NI
11	95-5806	1	Bracket-Mounting	29	3256-22	2	Washer-Flat
12	3296-23	3	Nut-Lock, NI	30	1-643241	1	Clip-Loom
13	43-0090	10	Screw-HH	31	321-10	1	Screw-HH
14	42-9600	10	Washer-Lock, Spring	32	108-5370	1	Hose-Intake, Engine
15	127-9652	1	Engine-Kubota, D902-E4B-Tor-1	34	3217-26	1	Nut-Hex
16	110-0814	1	Fan	35	110-0863	1	Screw-Torx
17	110-0816	1	Plate-Retainer, Fan	36	99-8343	1	Gasket-Muffler



Air Cleaner Assembly No. 93-2190

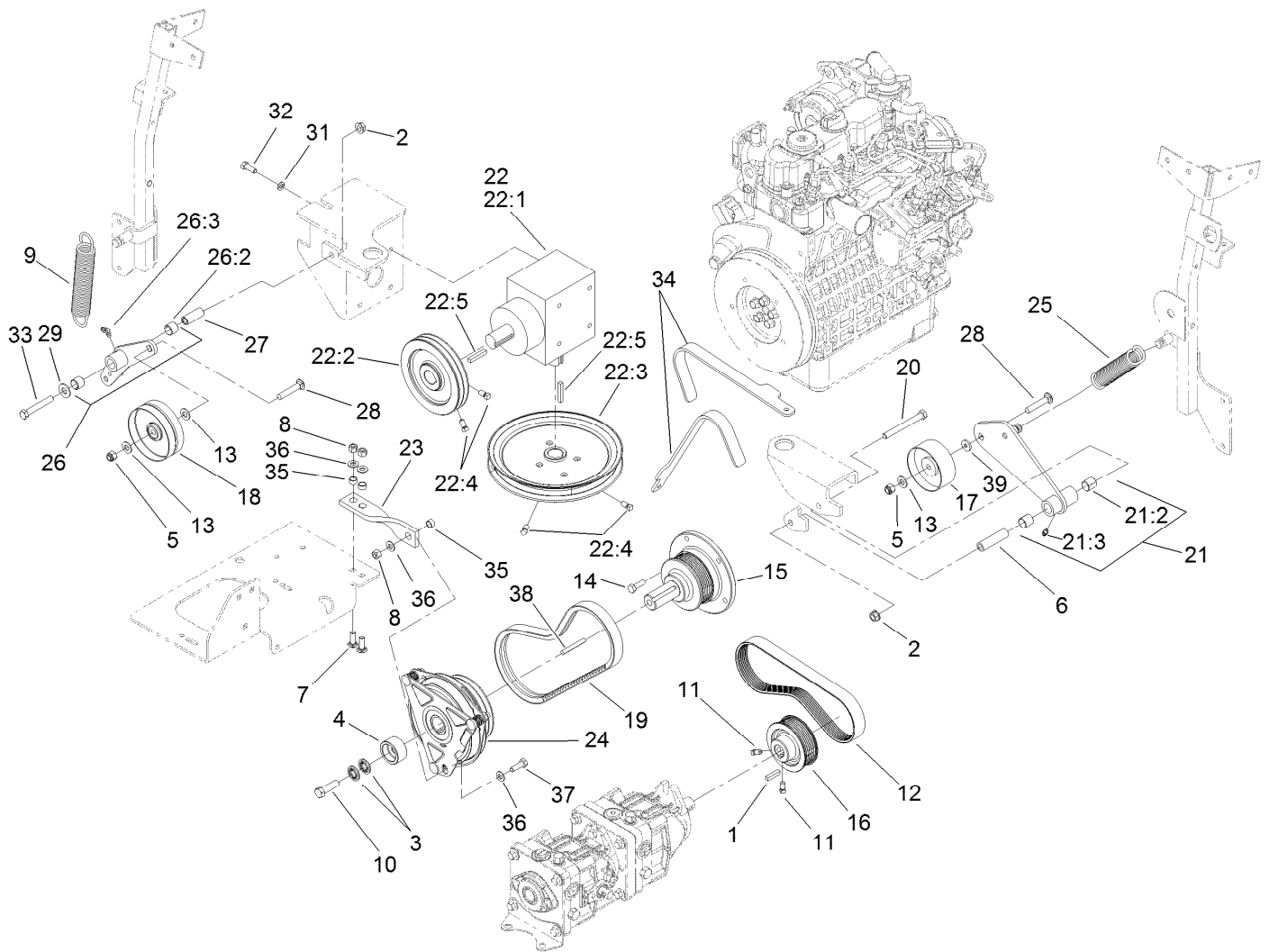
<i>Ref.</i>	<i>Part Number</i>	<i>Qty.</i>	<i>Description</i>
2	108-3811	1	Filter-Air
3	94-3652	1	Cover ASM
3:1	1-643283	2	Latch-Cleaner, Air
4	87-9400	1	Valve-Vacuator
5	285-17	1	Plug-Pipe



Hydro and Gearbox Assembly

Ref.	Part Number	Qty.	Description	Ref.	Part Number	Qty.	Description
1	5-0698	1	Key	19	110-0805	1	Belt-V
2	3290-357	2	Nut-HHF, Whiz	20	323-15	1	Screw-HH
3	1-603610	2	Washer-Spring	21	108-5939	1	Pump Idler Arm ASM
4	114-8152	1	Retainer-Clutch	21:2	1-513034	2	Sleeve-Bearing
5	3296-39	2	Nut-Lock, NI	21:3	302-5	1	Fitting-Grease
6	1-603384	1	Bushing-Pivot, Idler	22		1	Gearbox ASM ●
7	3230-22	2	Screw-CARR	22:1	107-9887	1	Gearbox-90 DEG
8	3296-29	3	Nut-Lock, NI	22:2	108-5912	1	Pulley
9	119-0392	1	Spring-Extension	22:3	110-0893	1	Pulley
10	3212-6	1	Screw-HH	22:4	1-803022	4	Screw-Set
11	1-803022	2	Screw-Set	22:5	67-7490	2	Key-Square
12	107-9910	1	Belt-V	23	112-1781	1	Strap-Stop, Clutch
13	3256-24	4	Washer-Flat	24	112-2320	1	Clutch-Magnetic
14	33114-025	5	Screw-HH	25	119-0394	1	Spring-Extension
15	112-2335	1	Stub Shaft	26	112-2354	1	Gearbox Idler ASM (W/Bearings)
16	108-5976	1	Pulley	26:2	103-4681	2	Sleeve-Bearing
17	108-5910	1	Pulley-Flat	26:3	1481	1	Fitting-Grease
18	110-0803	1	Pulley-Flat				

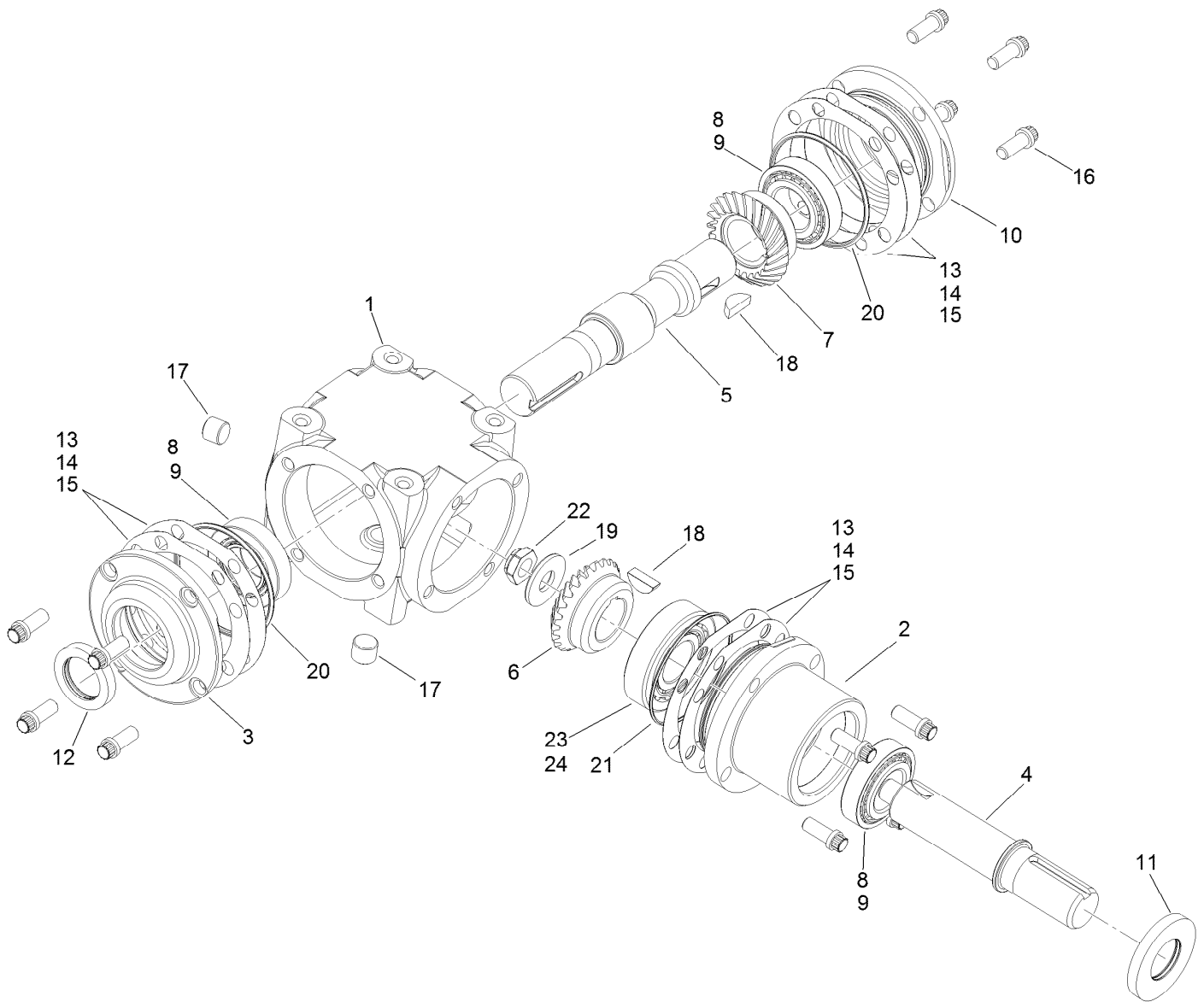
● Not serviced separately



Hydro and Gearbox Assembly (continued)

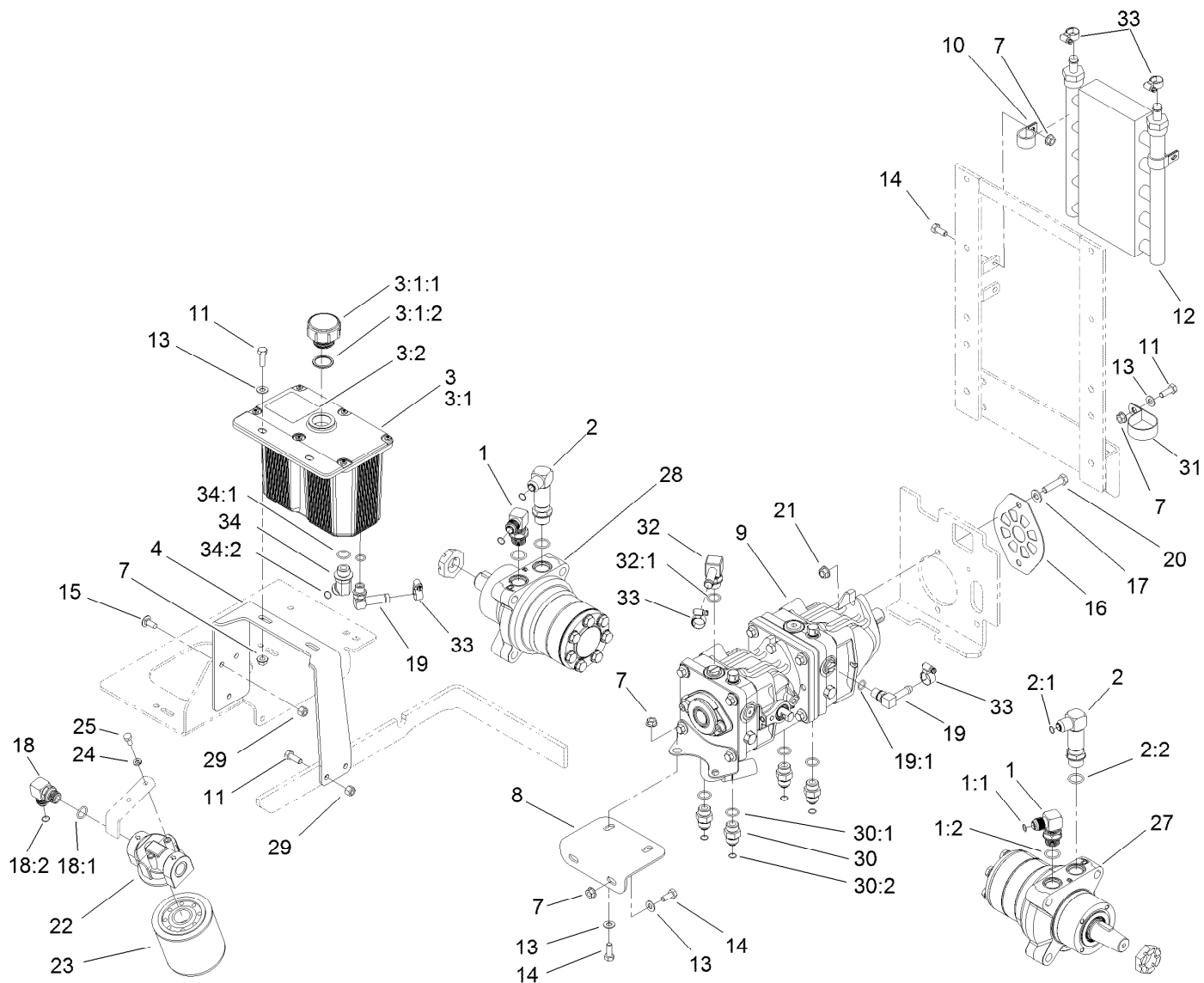
<i>Ref.</i>	<i>Part Number</i>	<i>Qty.</i>	<i>Description</i>	<i>Ref.</i>	<i>Part Number</i>	<i>Qty.</i>	<i>Description</i>
27	1-603044	1	Bushing	34	110-0876	1	Tool-Alignment, Pulley
28	3231-6	2	Screw-CARR	35	65-9820	3	Spacer
29	3256-4	1	Washer-Flat	36	3256-23	4	Washer-Flat
31	3253-4	4	Washer-Lock	37	322-5	1	Screw-HH
32	322-4	4	Screw-HH	38	5-1336	1	Key-Square
33	323-12	1	Screw-HH	39	1-373034	1	Washer

● Not serviced separately



Gearbox Assembly No. 107-9887

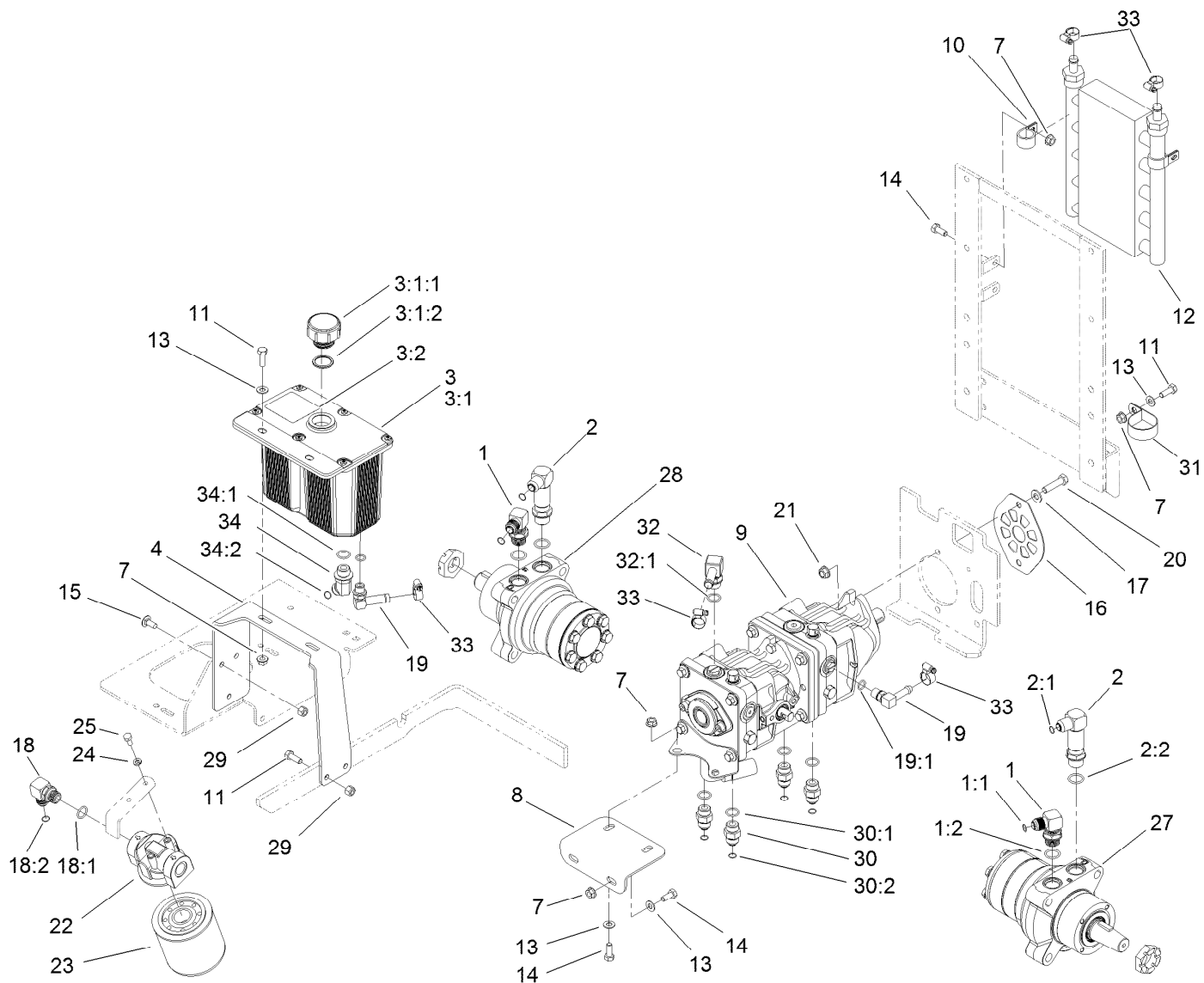
<i>Ref.</i>	<i>Part Number</i>	<i>Qty.</i>	<i>Description</i>	<i>Ref.</i>	<i>Part Number</i>	<i>Qty.</i>	<i>Description</i>
1	110-0843	1	Case	13	100-4591	1	Shim-Brown, .010In
2	110-0853	1	Housing-Pinion	14	100-4592	1	Shim-Blue, .005In
3	100-4566	1	Cap-End, Open	15	100-4593	1	Shim-Green, .003In
4	110-0844	1	Shaft-Pinion	16	100-4578	12	Screw
5	110-0845	1	Shaft-Cross	17	100-4579	2	Plug
6	110-0847	1	Gear-Shaft, Cross	18	3257-33	2	Key-Woodruff
7	110-0846	1	Gear-Pinion	19	100-4581	1	Washer
8	110-0848	3	Bearing-Cup	20	100-4582	2	O-Ring
9	110-0849	3	Bearing-Cone	21	110-0851	1	O-Ring
10	100-4574	1	Cap-End, Closed	22	110-0852	1	Nut Lock
11	100-4575	1	Seal	23	100-5817	1	Bearing-Cup
12	110-0850	1	Seal-Shaft, Cross	24	100-5816	1	Bearing-Cone



Hydraulic Tank, Pump and Motor Assembly

Ref.	Part Number	Qty.	Description	Ref.	Part Number	Qty.	Description
1	1-633605	2	Fitting-HYD, 90 DEG	13	3256-23	7	Washer-Flat
1:1	1-603992	1	O-Ring	14	322-3	8	Screw-HH
1:2	237-80	1	O-Ring	15	3230-23	3	Screw-CARR
2	108-5323	2	Fitting-Elbow-90	16	108-5367-03	1	Plate-Shield, Pump
2:1	1-603992	1	O-Ring	17	3256-24	2	Washer-Flat
2:2	237-80	1	O-Ring	18	103-2153	1	Fitting-90 DEG
3	108-5320	1	Hydraulic Tank ASM	18:1	1-603920	1	O-Ring
3:1		1	Tank-Hydraulic ●	18:2	1-603992	1	O-Ring
3:1:1	103-1948	1	Cap-Reservoir, HYD	19	109-6449	2	Fitting-Elbow, 90
3:1:2	103-1949	1	Gasket-Cap	19:1	237-42	1	O-Ring
3:2	115-4212	1	Decal-Warning	20	323-8	2	Screw-HH
4	108-5352-03	1	Bracket-Tank, Hydraulic	21	3290-357	2	Nut-HHF, Whiz
7	32128-20	11	Nut-HF	22	86-9080	1	Head-Filter
8	107-3462-03	1	Bracket-Pump, Front	23	67-8110	1	Cartridge-Filter, Oil
9	107-9885	1	Tandem Pump ASM	24	1-805004	2	Washer-Lock
10	110-0824	4	R-Clamp	25	321-3	2	Screw-HH
11	322-5	4	Screw-HH	27	112-8357	1	HYD Motor ASM (CCW)
12	114-8168	1	Cooler-Oil, Hydro	28	112-8358	1	HYD Motor ASM (CW)

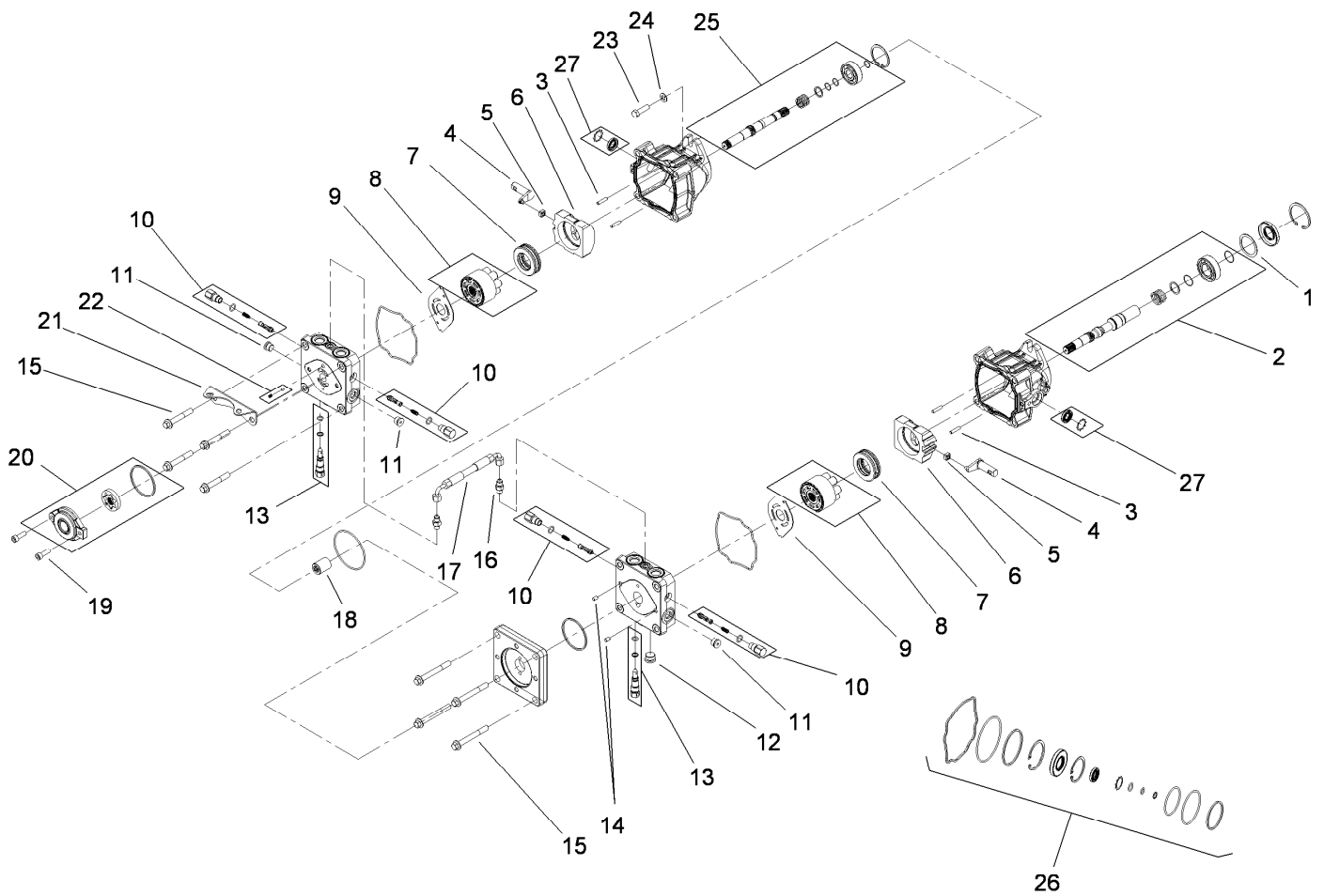
● Not serviced separately



Hydraulic Tank, Pump and Motor Assembly (continued)

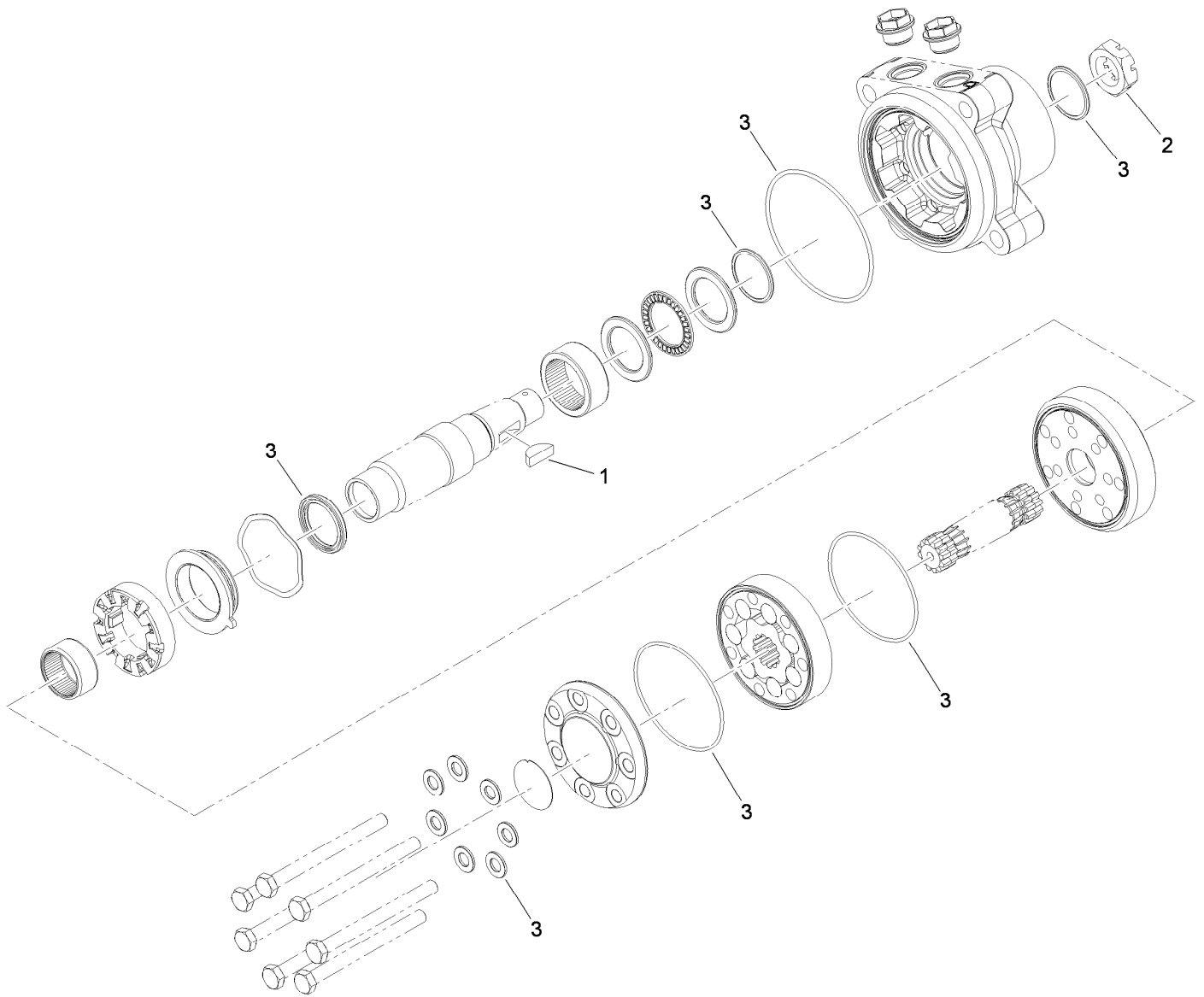
<i>Ref.</i>	<i>Part Number</i>	<i>Qty.</i>	<i>Description</i>	<i>Ref.</i>	<i>Part Number</i>	<i>Qty.</i>	<i>Description</i>
29	3296-29	4	Nut-Lock, NI	32:1	237-79	1	O-Ring
30	1-603990	4	Fitting-Straight	33	109-6801	5	Clamp-Hose
30:1	1-603920	1	O-Ring	34	1-523221	1	Fitting-HYD, 45 DEG
30:2	1-603992	1	O-Ring	34:1	1-603920	1	O-Ring
31	2412-147	1	Clamp	34:2	1-603992	1	O-Ring
32	108-5316	1	Fitting-Elbow, 90 DEG				

● Not serviced separately



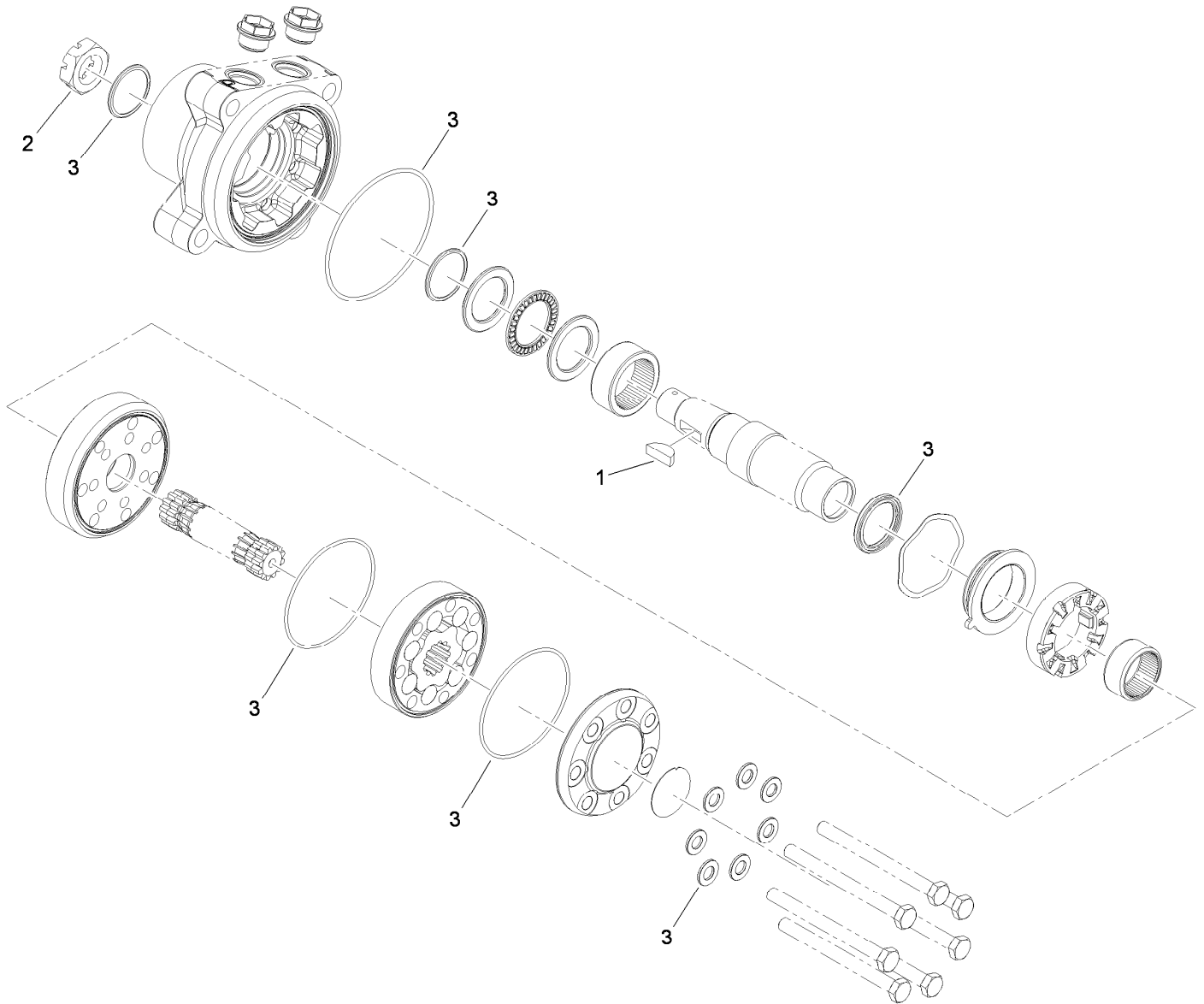
Tandem Pump Assembly No. 107-9885

<i>Ref.</i>	<i>Part Number</i>	<i>Qty.</i>	<i>Description</i>	<i>Ref.</i>	<i>Part Number</i>	<i>Qty.</i>	<i>Description</i>
1	112-4168	1	Spacer	15	112-4157	8	Bolt
2	112-4151	1	Input Pump Shaft Kit	16	117-7842	2	Fitting-Straight
3	106-8753	4	Pin-Headless, Straight	17	117-7843	1	Hose ASM
4	112-4152	2	Arm-Trunnion	18	112-4160	1	Coupling
5	94-1910	2	Guide-Slot	19	112-4161	2	Bolt
6	112-4153	2	Swashplate	20	112-4162	1	Charge Pump Kit
7	112-4154	2	Bearing-Thrust	21	112-4163	1	Bracket-Support, Pump
8	108-2112	2	Cylinder Block Kit	22	112-4164	1	Charge Relief Kit
9	108-6801	2	Plate-Valve	23	112-4165	2	Bolt-HSH
10	112-4155	4	Shock Valve Kit	24	112-4166	2	Washer
11	104-2189	3	Plug-Thread, Straight	25	112-4167	1	Second Pump Shaft Kit
12	112-4156	1	Plug-Steel	26	112-4150	1	Overhaul Seal Kit
13	106-8759	2	Bypass Valve Kit	27	114-8155	1	Trunnion Seal Kit
14	104-2170	2	Pin				



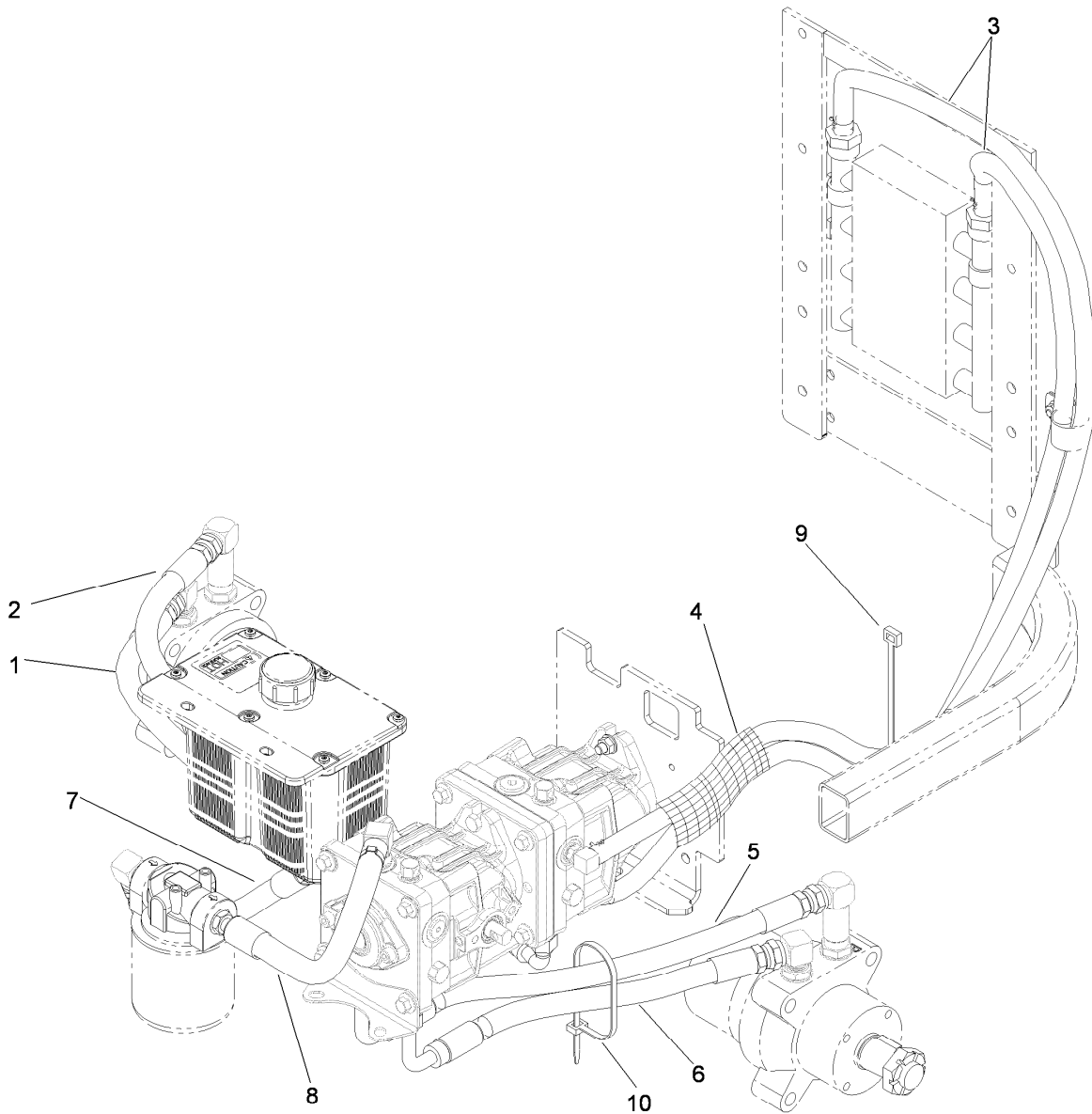
Hydraulic Motor Assembly No. 112-8357 (CCW)

<i>Ref.</i>	<i>Part Number</i>	<i>Qty.</i>	<i>Description</i>
1	3257-42	1	Key-Woodruff
2	1-809036	1	Nut-HH
3	109-5966	1	Wheel Motor Seal Kit



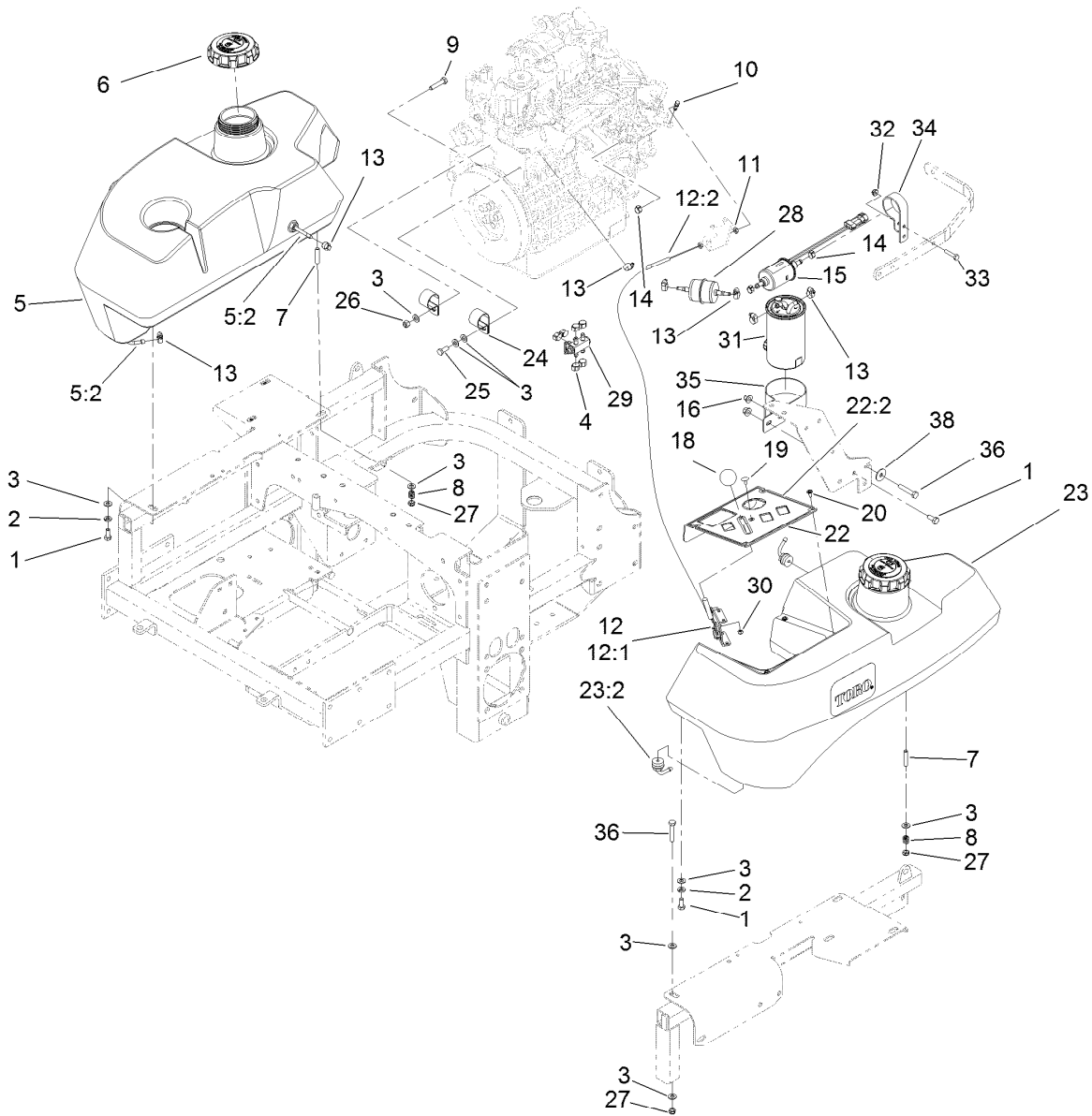
Hydraulic Motor Assembly No. 112-8358 (CW)

<i>Ref.</i>	<i>Part Number</i>	<i>Qty.</i>	<i>Description</i>
1	3257-42	1	Key-Woodruff
2	1-809036	1	Nut-HH
3	109-5966	1	Wheel Motor Seal Kit



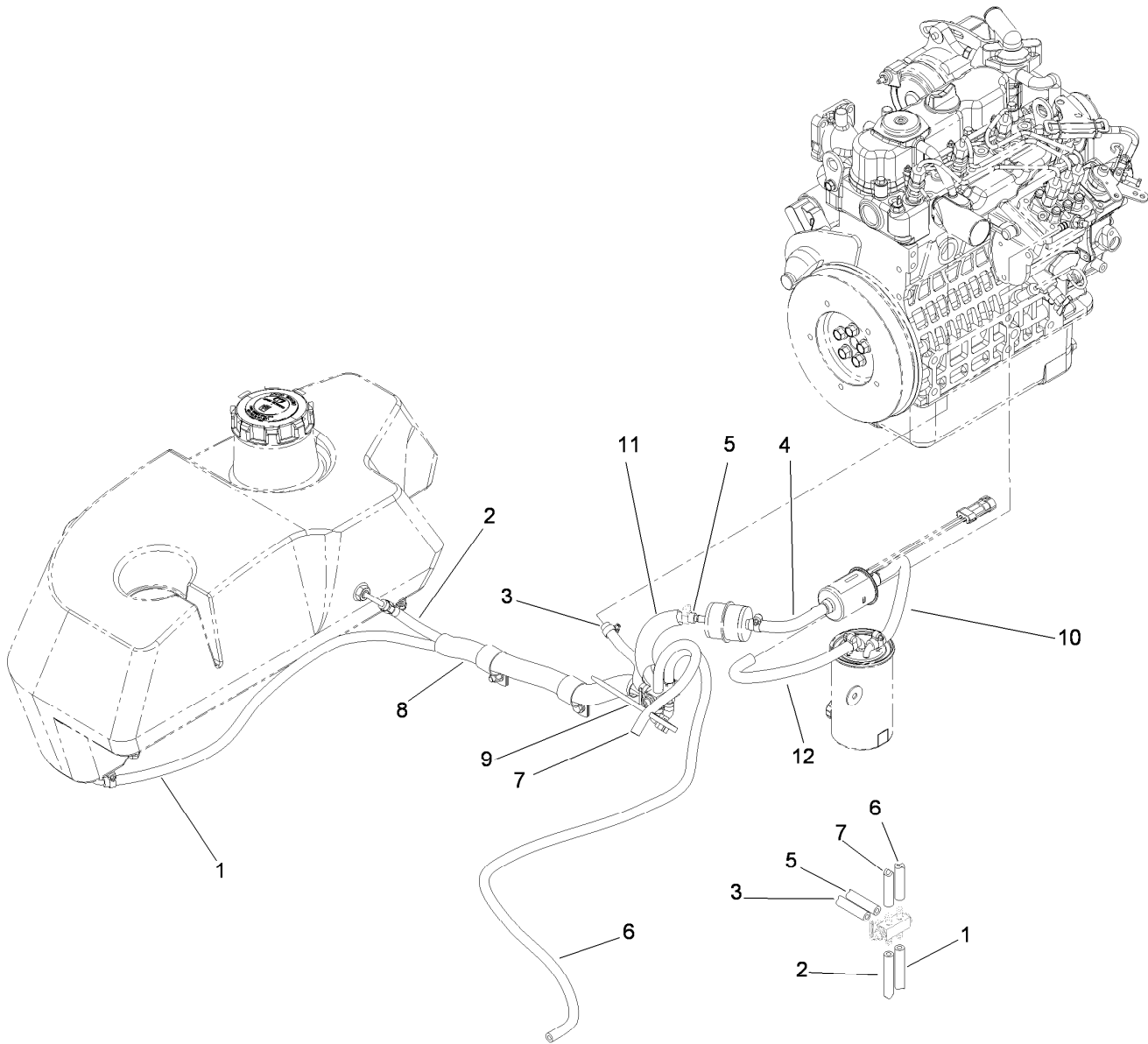
Hydraulic Hose System Assembly

Ref.	Part Number	Qty.	Description
1	107-3495	1	Hydraulic Hose ASM
2	107-3490	1	Hydraulic Hose ASM
3	114-8169	2	Hose-Hydraulic
4	114-8201	1	Sleeve-Fabric
5	108-5318	1	Hydraulic Hose ASM
6	107-3491	1	Hydraulic Hose ASM
7	110-3854	1	Hydraulic Hose ASM
8	108-5374	1	Hydraulic Hose ASM
9	1-303335	1	Tie-Plastic
10	1-809066	1	Cable Tie-Plastic



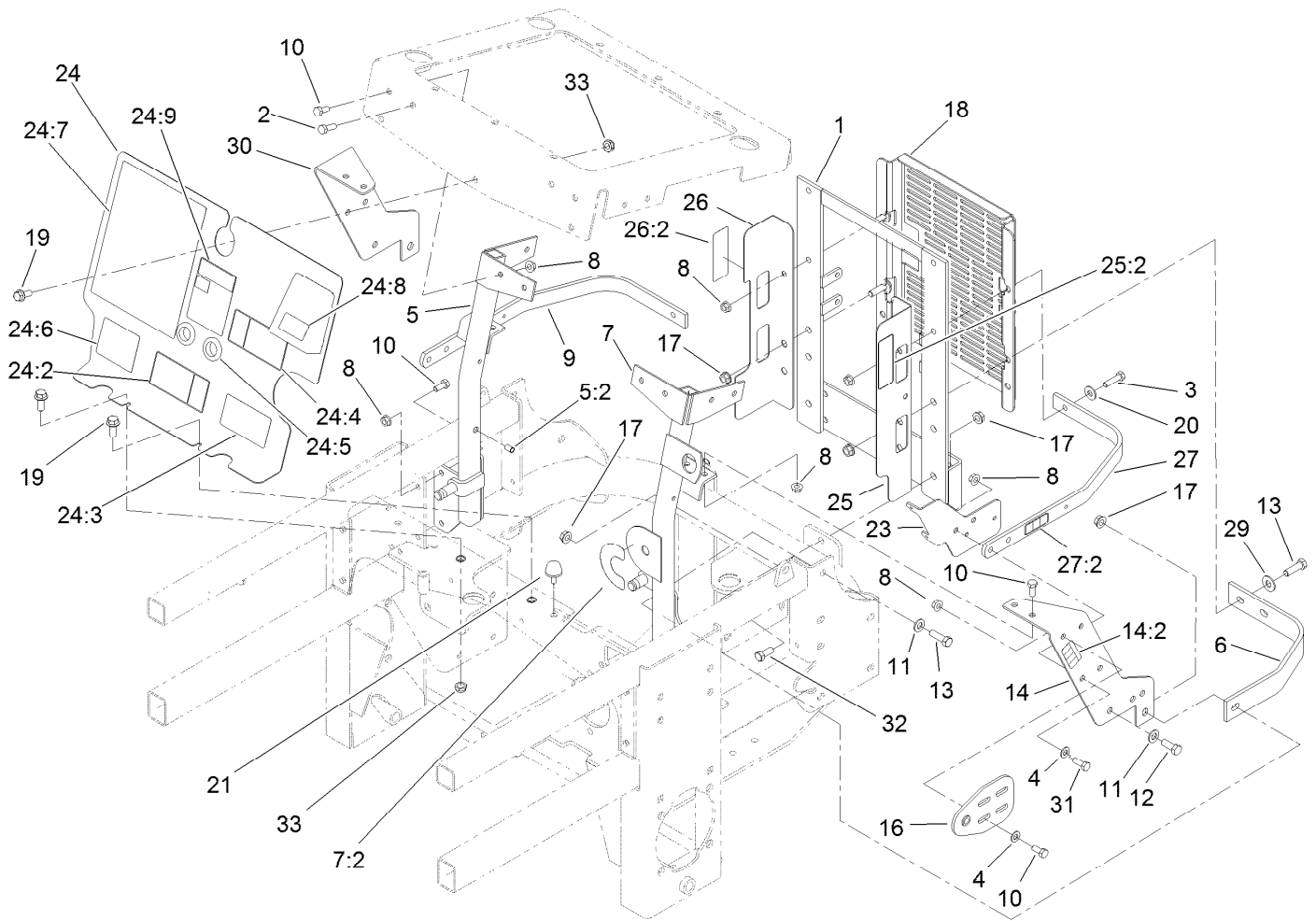
Fuel System and Throttle Control Assembly

Ref.	Part Number	Qty.	Description	Ref.	Part Number	Qty.	Description
1	322-3	3	Screw-HH	19	1-807513	2	Bolt-CARR
2	1-805005	2	Washer-Lock	20	109-2661	4	Screw-PPH
3	3256-23	11	Washer-Flat	22	117-0913	1	Control Panel ASM
4	1-643293	6	Clamp-Hose, Fuel	22:2	121-7562	1	Decal-Panel, Control
5	114-8221	1	RH Fuel Tank ASM	23	114-8222	1	LH Fuel Tank ASM
5:2	103-2615	2	Fitting-Fuel, Bulkhead	23:2	103-2615	2	Fitting-Fuel, Bulkhead
6	114-5062	2	Cap-Biodiesel	24	1-643312	2	Clip-Loom
7	1-633023	6	Stud	25	33114-020	1	Screw-HH
8	1-633349	6	Spring-Tank, Fuel	26	3296-29	1	Nut-Lock, NI
9	322-7	1	Screw-HH	27	3296-47	6	Nut-Lock, NI
10	108-5928	1	Swivel-Stop, Cable	28	112-7836	1	Filter-Inline
11	3220-1	2	Nut-Jam	29	1-643234	1	Valve-Fuel, Dual Flow
12	108-5927	1	Cable-Control, Throttle	30	3296-2	2	Nut-Lock, NI
12:1	112-2333	1	Lever-Cable, Throttle	31	112-9188	1	Element-Filter, Fuel/Water
12:2	108-6337	1	Cable-Throttle	32	104-7201	1	Nut-HF
13	2412-108	9	Clamp-Worm	33	321-8	1	Screw-HH
14	1-643277	3	Clamp-Hose, Fuel	34	110-8817	1	Bracket-Pump, Fuel
15	110-8806	1	Pump-Fuel	35	110-8807	1	Bracket-Filter, Fuel
16	3296-58	2	Nut-Lock, NI	36	322-9	1	Screw-HH
18	1-603175	1	Knob-Ball	38	3256-82	1	Washer-Flat



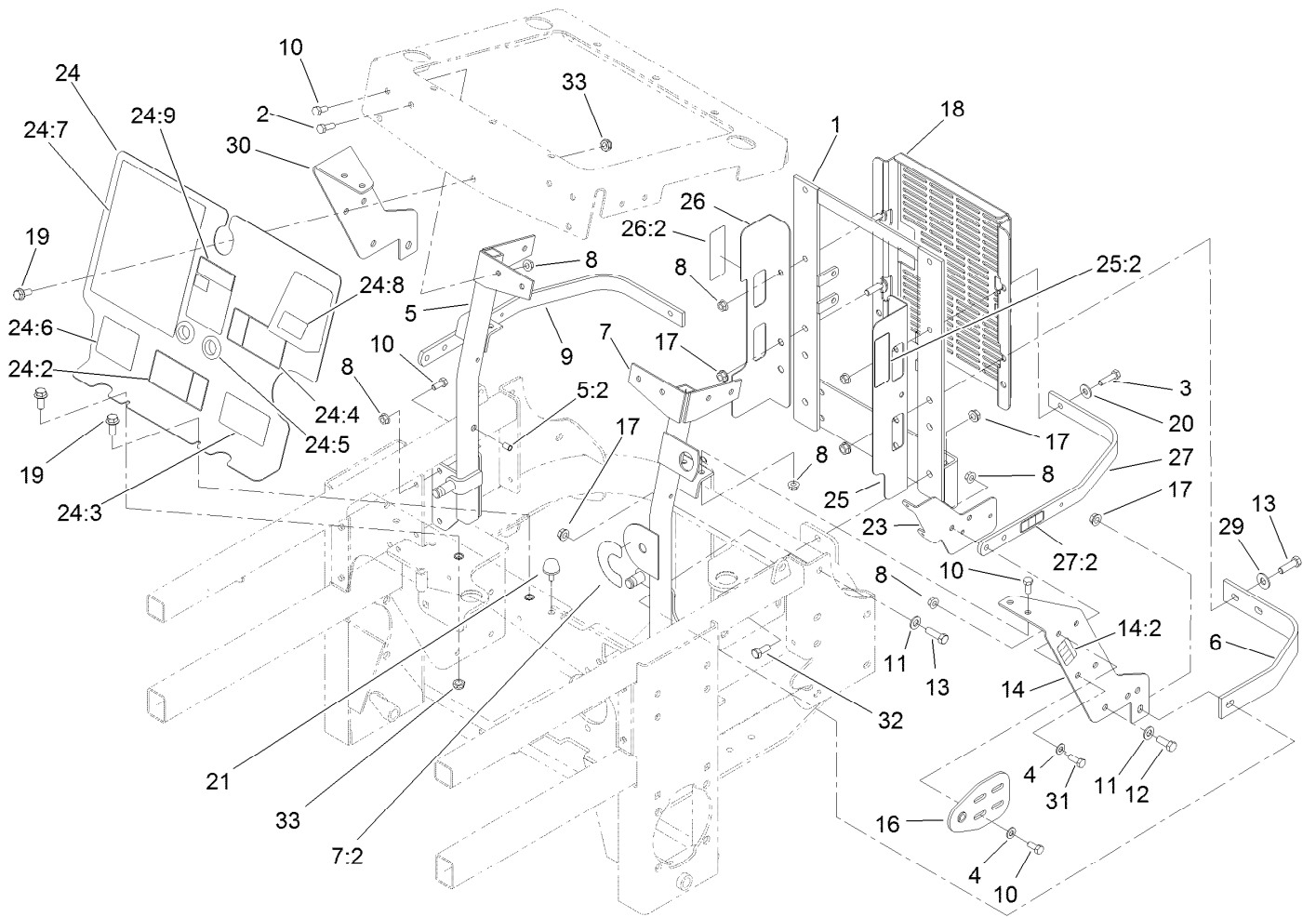
Fuel Line Assembly

Ref.	Part Number	Qty.	Description
1	108-5376	1	Hose-Fuel
2	109-0301	1	Hose-Fuel
3	109-0306	1	Hose-Fuel
4	108-3283	1	Hose-Fuel
5	109-0303	1	Hose-Fuel
6	109-0275	1	Hose-Fuel
7	109-0297	1	Hose-Fuel
8	108-5377	1	Sleeve-Fabric
9	1-303335	1	Tie-Plastic
10	110-4124	1	Hose-Fuel
11	114-8224	1	Conduit-Fuel Line
12	110-4105	1	Hose-Fuel



Engine Housing Assembly

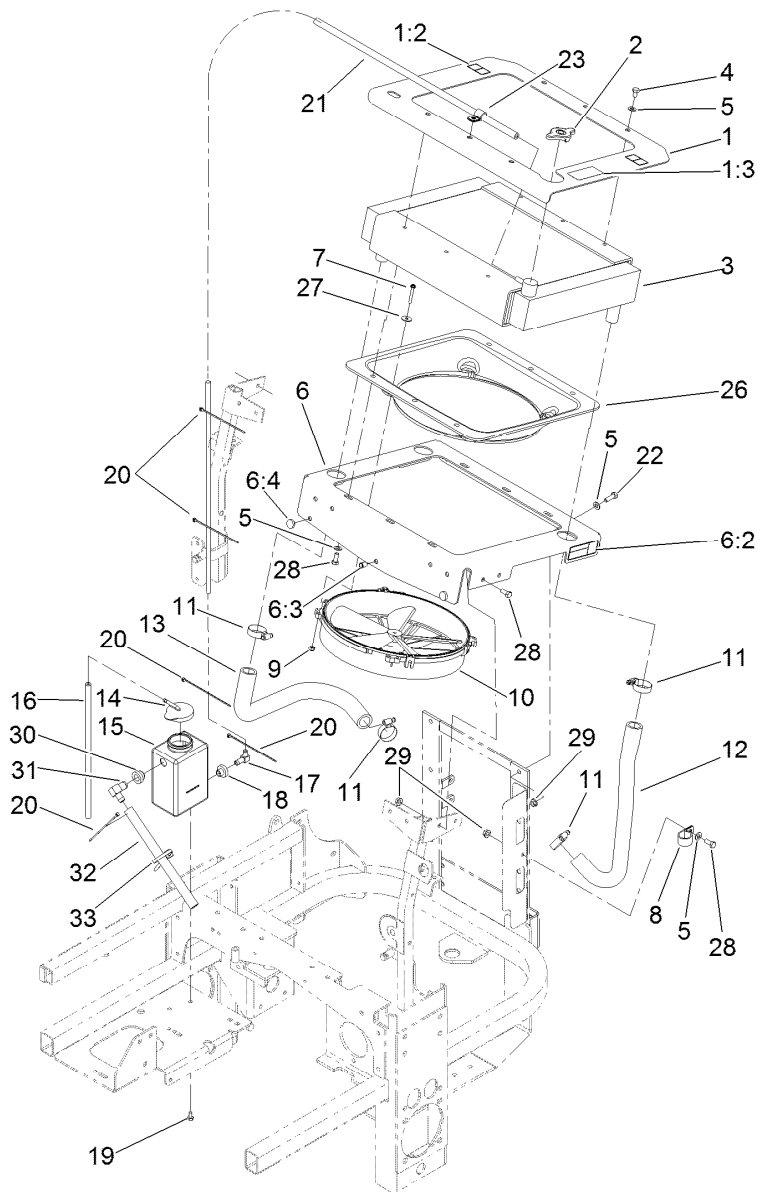
<i>Ref.</i>	<i>Part Number</i>	<i>Qty.</i>	<i>Description</i>	<i>Ref.</i>	<i>Part Number</i>	<i>Qty.</i>	<i>Description</i>
1	107-9934-03	1	Support-Radiator, Rear	20	3256-3	2	Washer-Flat
2	322-5	2	Screw-HH	21	109-2365	2	Bumper-Rubber
3	322-6	2	Screw-HH	23	119-0393-03	1	Bracket-Relay, Fuse
4	3256-23	8	Washer-Flat	24	108-5936	1	Front Engine Shield ASM
5	114-1170	1	RH Radiator Brace ASM	24:2	110-3853	1	Decal-Danger, Rotating Devices
5:2	32148-11	1	Insert-Threaded	24:3	108-5955	1	Decal-Routing, Hydro Belt
6	103-7623-03	2	Strap-Guard	24:4	110-3852	1	Decal- Warning, Buzzer
7	110-3870	1	LH Radiator Brace ASM	24:5	100-3815	2	Grommet-Rubber
7:2	107-2114	1	Decal-Valve, Fuel	24:6	108-5957	1	Decal-Routing, Clutch Belt
8	32128-20	22	Nut-HF	24:7	110-3851	1	Decal-Check, Service
9	114-8223-03	1	Top-Rib	24:8	110-0806	1	Decal-Caution
10	322-3	14	Screw-HH	24:9	104-2449	1	Decal-Coolant
11	3256-24	3	Washer-Flat	25	110-0879	1	Guard-Fan, LH (Ce)
12	323-6	1	Screw-HH	25:2	107-7719	1	Decal-Danger
13	323-7	4	Screw-HH	26	110-0888	1	Guard-Fan, RH (Ce)
14	119-6650	1	LH Support Bracket ASM	26:2	107-7719	1	Decal-Danger
14:2	119-0398	1	Decal-Fuse	27	119-0399	1	Top Strap ASM
16	108-5345-03	2	Plate-Pivot, Hood	27:2	119-0397	1	Decal-Relay
17	3290-357	7	Nut-HHF, Whiz	29	3256-4	2	Washer-Flat
18	112-8302-03	1	Shield-Cooler	30	108-5339-03	1	Bracket-Support, RH
19	3234-21	3	Screw-HHF				



Engine Housing Assembly (continued)

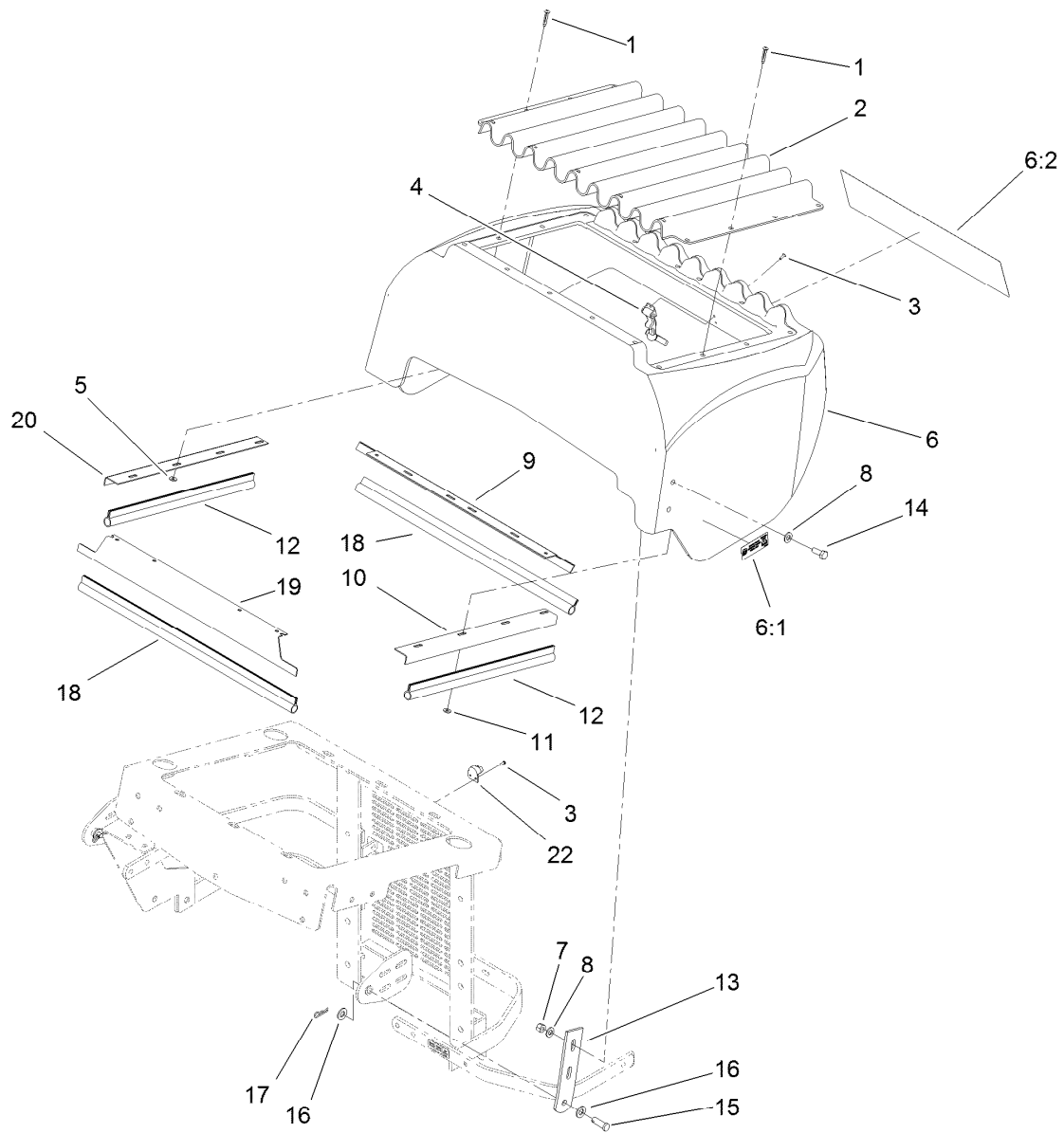
<i>Ref.</i>	<i>Part Number</i>	<i>Qty.</i>	<i>Description</i>
31	322-4	4	Screw-HH

<i>Ref.</i>	<i>Part Number</i>	<i>Qty.</i>	<i>Description</i>
32	323-5	2	Screw-HH
33	3296-56	3	Nut-Lock, NI



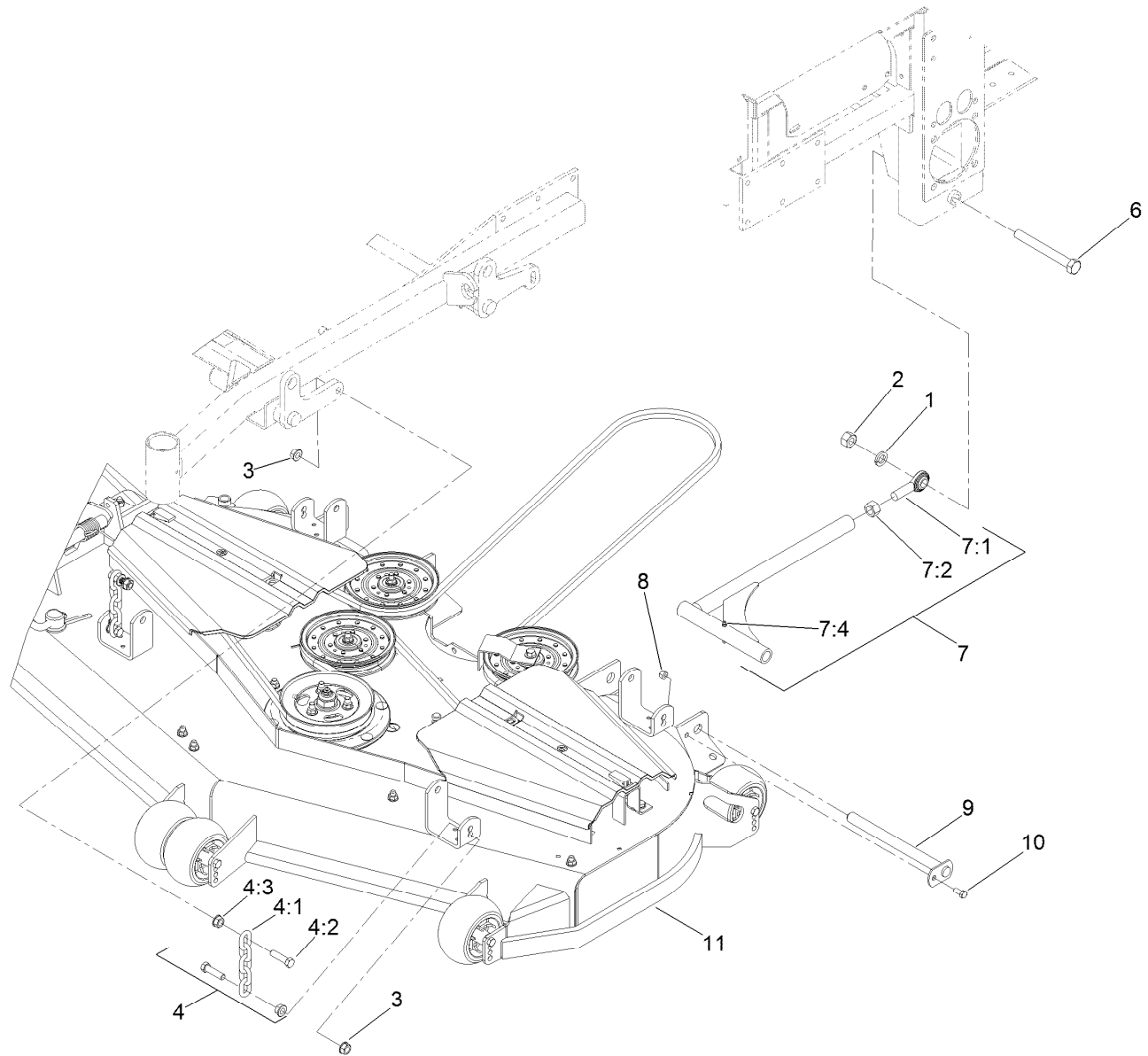
Cooling System Assembly

<i>Ref.</i>	<i>Part Number</i>	<i>Qty.</i>	<i>Description</i>	<i>Ref.</i>	<i>Part Number</i>	<i>Qty.</i>	<i>Description</i>
1	110-3845	1	Top Radiator Plate ASM	14	1-643164	1	Cap-Tank, Overflow
1:2	93-8069	2	Decal-Surface, Hot	15	117-0941	1	Tank-Overflow
1:3	110-3842	1	Decal-Antifreeze	16	1-603954	1	Hose-Line, Fuel
2	1-643161	1	Cap-Radiator	17	1-643259	1	Fitting-Elbow
3	107-9932	1	Radiator	18	1-513645	1	Bushing-Valve, Fuel
4	322-1	6	Screw-HH	19	321-2	2	Screw-HH
5	3256-23	16	Washer-Flat	20	1-303287	6	Tie-Cable
6	110-0880	1	Bottom Radiator Plate ASM	21	103-1428	1	Hose-Overflow
6:2	107-7719	2	Decal-Danger	22	322-5	3	Screw-HH
6:3	32148-6	1	Insert-Nut	23	1-603727	1	Clip-Loom
6:4	1-513658	2	Bumper	26	108-5971	1	Shroud-Cooling, Engine
7	108-5988	4	Screw-HWH	27	3256-67	4	Washer-Flat
8	1-643312	1	Clip-Loom	28	322-3	10	Screw-HH
9	1-804254	4	Nut-Lock, HH	29	32128-20	3	Nut-HF
10	1-633831	1	Fan	30	104-0790	1	Bushing
11	1-633989	4	Clamp-Hose	31	117-0943	1	Fitting-Elbow
12	108-5372	1	Hose-Radiator, LH	32	115-4969	1	Hose-Overflow
13	108-5904	1	Hose-Outlet, Engine	33	1-303335	1	Tie-Plastic



Hood Assembly

<i>Ref.</i>	<i>Part Number</i>	<i>Qty.</i>	<i>Description</i>	<i>Ref.</i>	<i>Part Number</i>	<i>Qty.</i>	<i>Description</i>
1	1-803072	17	Rivet	11	3256-14	12	Washer-Flat
2	1-633864-03	1	Screen-Radiator	12	1-643186	2	Seal-Trim
3	923786	4	Rivet	13	108-5337-03	2	Plate-Hinge, Hood
4	1-643188	1	Latch-Rubber	14	322-4	4	Screw-HH
5	1-303435	4	Washer-Spring	15	1-808285	2	Pin-Clevis
6	114-8225	1	Hood ASM	16	3256-24	4	Washer-Flat
6:1	114-9600	2	Decal-Low Sulfur	17	1-806003	2	Pin-Cotter, Hair
6:2	121-7558	1	Decal	18	1-643187	2	Seal-Trim
7	3296-29	4	Nut-Lock, NI	19	1-643107-03	1	Angle-Radiator, Top
8	3256-23	8	Washer-Flat	20	1-643106-03	1	Angle-Radiator, RH
9	1-643108-03	1	Angle-Radiator, Bottom	22	1-643189	1	Keeper-Latch, Rubber
10	1-643105-03	1	Angle-Radiator, LH				

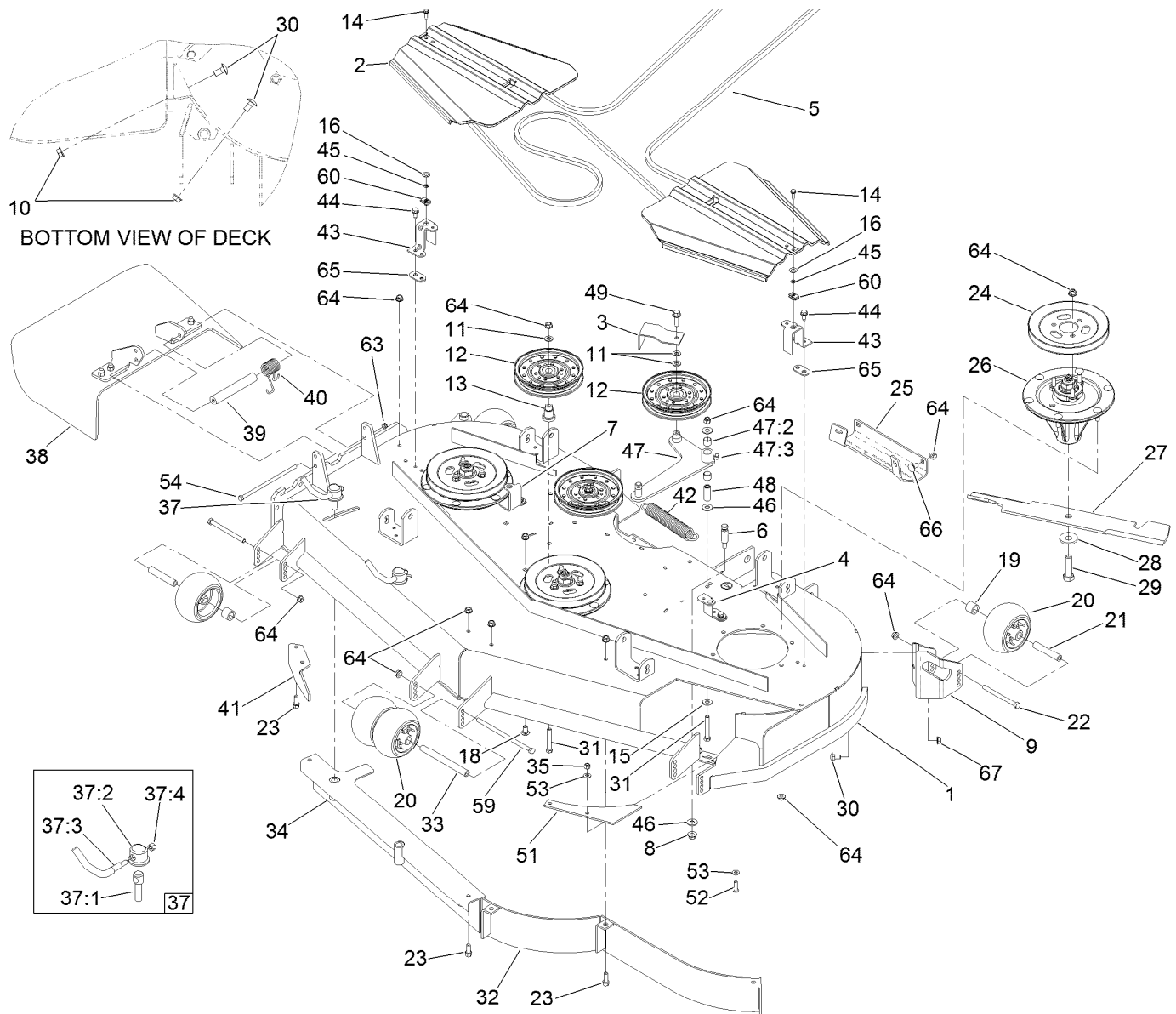


Deck Connection Assembly

Ref.	Part Number	Qty.	Description
1	3253-8	2	Washer-Lock
2	3217-11	2	Nut-Hex
3	32128-37	8	Nut-HF
4	103-9792	4	Deck Chain ASM
4:1	1-633447	1	Chain-Lift, Deck
4:2	103-1898	2	Screw-HH
4:3	32128-37	2	Nut-HF
6	327-28	2	Screw-HH

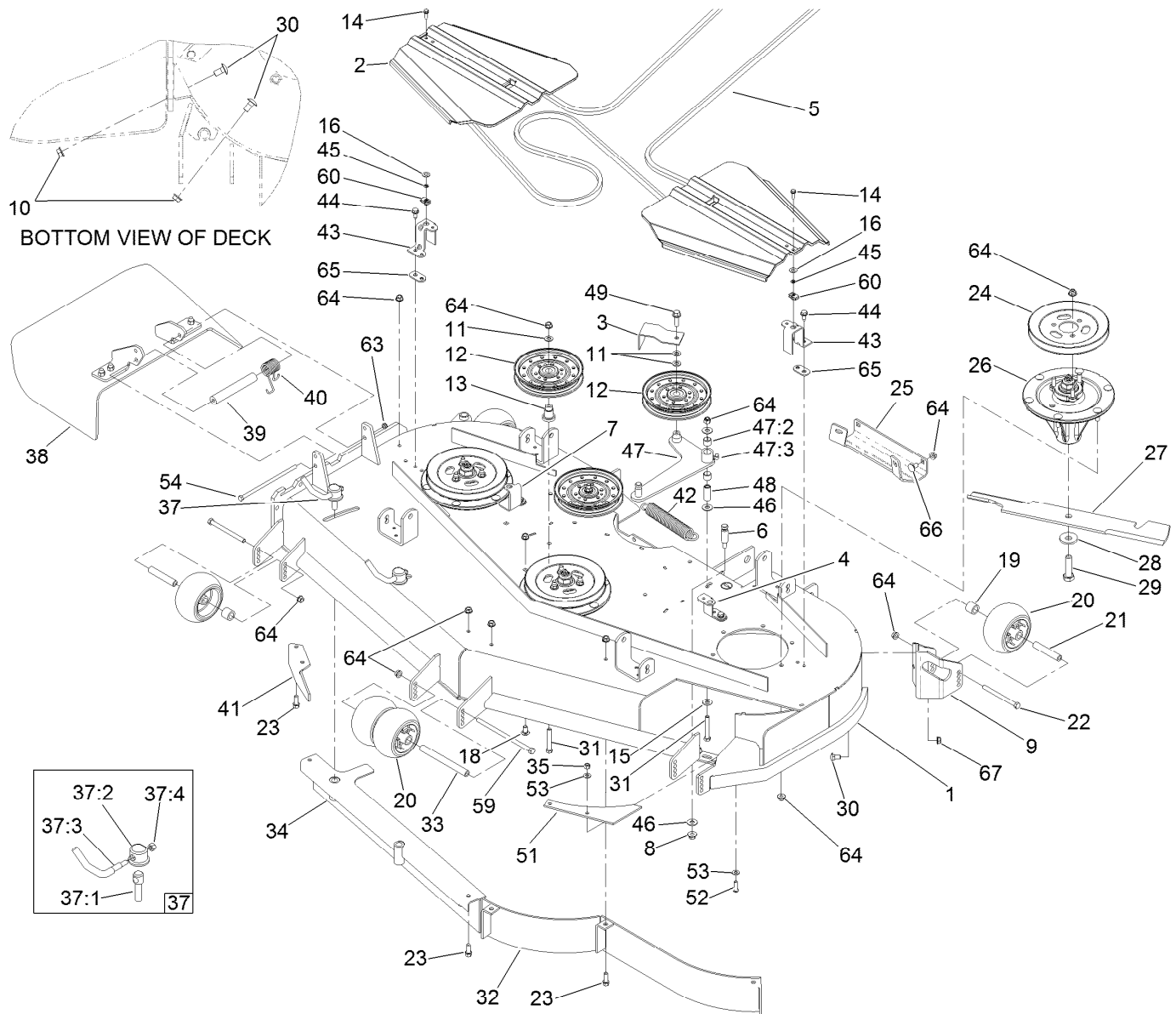
Ref.	Part Number	Qty.	Description
7	108-5969	2	Strut ASM
7:1	1-633029	1	Balljoint-Spherical
7:2	3219-6	1	Nut-Hex
7:4	109-1380	1	Fitting-Grease
8	3296-29	2	Nut-Lock, NI
9	1-632199-01	2	Pin-Strut
10	322-3	2	Screw-HH
11		1	Deck ASM ●

● Not serviced separately



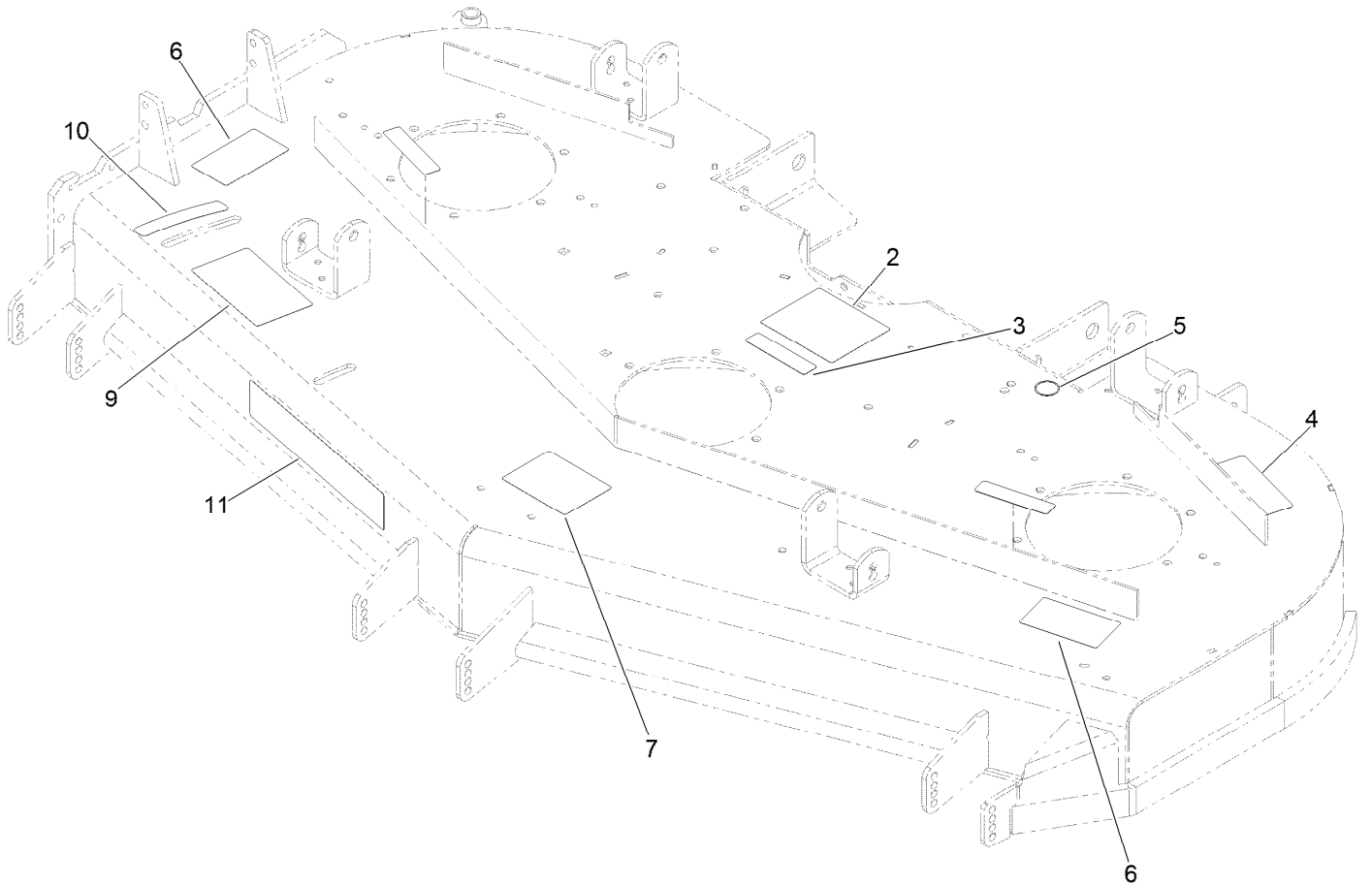
Deck Assembly

Ref.	Part Number	Qty.	Description	Ref.	Part Number	Qty.	Description
1	114-4489	1	Deck Decal ASM	22	323-23	4	Screw-HH
2	107-8536	2	Cover-Belt	23	92-1624	6	Screw-HWH
3	108-7220-01	1	Guide-Belt	24	107-7678	3	Pulley
4	108-2177-01	1	Bracket-Cover, Tall	25	105-8792-01	1	Plate-Skid
5	114-4420	1	Belt-V	26	119-8560	3	Spindle ASM
6	110-0801	1	Pin-Threaded, Spring Anchor	27	105-7718-03	3	Blade-Hi Flow
7	119-4221-01	1	Bracket-Cover	28	103-0865	3	Washer-Blade Bolt, Heavy
8	32128-19	1	Nut-HF	29	51-4060	3	Screw-Blade
9	106-7354-01	1	Mount-Wheel, LH	30	3231-1	7	Screw-CARR
10	3290-357	4	Nut-HHF, Whiz	31	323-12	3	Screw-HH
11	3256-24	4	Washer-Flat	32	105-7657-01	1	Baffle
12	116-4667	3	Idler-Pulley, Flat	33	98-5967	1	Spacer-Wheel
13	106-3214	2	Mount-Pulley	34	105-7669-01	1	Baffle
14	32105-15	2	Screw-HWH	35	3296-29	2	Nut-Lock, NI
15	98-5975	1	Washer-Belleville	37	107-1664	2	Lever ASM
16	73-0041	2	Washer-Thrust	37:1	106-3239	1	Screw-Lock
18	3231-21	1	Screw-CARR	37:2	107-1644	1	Cap-Lock
19	98-7913	4	Tube-Spacer	37:3	106-3241	1	Lever-Lock
20	1-603299	6	Roller-Scalp, Anti	37:4	3296-29	1	Nut-Lock, NI
21	98-7912	4	Tube-Spinner	38	108-2792	1	Rubber Deflector ASM
				39	105-4622	1	Spacer



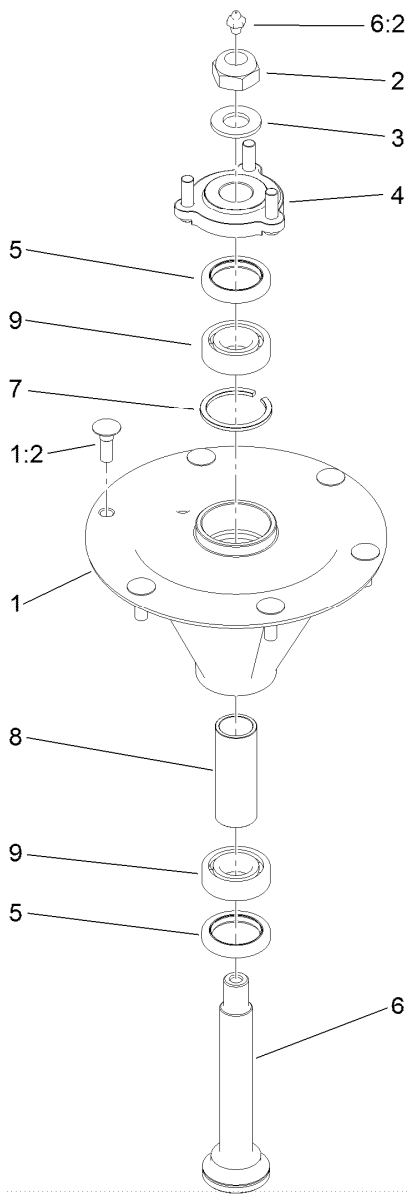
Deck Assembly (continued)

Ref.	Part Number	Qty.	Description	Ref.	Part Number	Qty.	Description
40	108-4052	1	Spring-Torsion	51	107-3137	1	Plate-Turbo
41	106-3216-01	1	Baffle-Discharge	52	3274-104	2	Screw-HSBH
42	119-0392	1	Spring-Extension	53	1-303334	4	Washer-Spring
43	119-4220-01	2	Bracket-Cover	54	322-50	1	Screw-HH
44	32144-70	4	Screw-HWHTF	59	108-5388	1	Screw-HH
45	106-8737	2	Nut-Retainer	60	107069	2	Clip
46	3256-4	3	Washer-Flat	63	3296-47	1	Nut-Lock, NI
47	108-5949	1	Deck Idler Arm ASM	64	104-8301	46	Nut-Flange, NI
47:2	103-4681	2	Sleeve-Bearing	65	119-4222-01	4	Spacer-Belt Cover
47:3	302-40	1	Fitting-Grease	66	3231-27	4	Screw-CARR
48	1-603044	1	Bushing	67	3296-59	3	Nut-Lock, NI
49	3234-24	1	Screw-HHF				



Deck Decal Assembly No. 114-4489

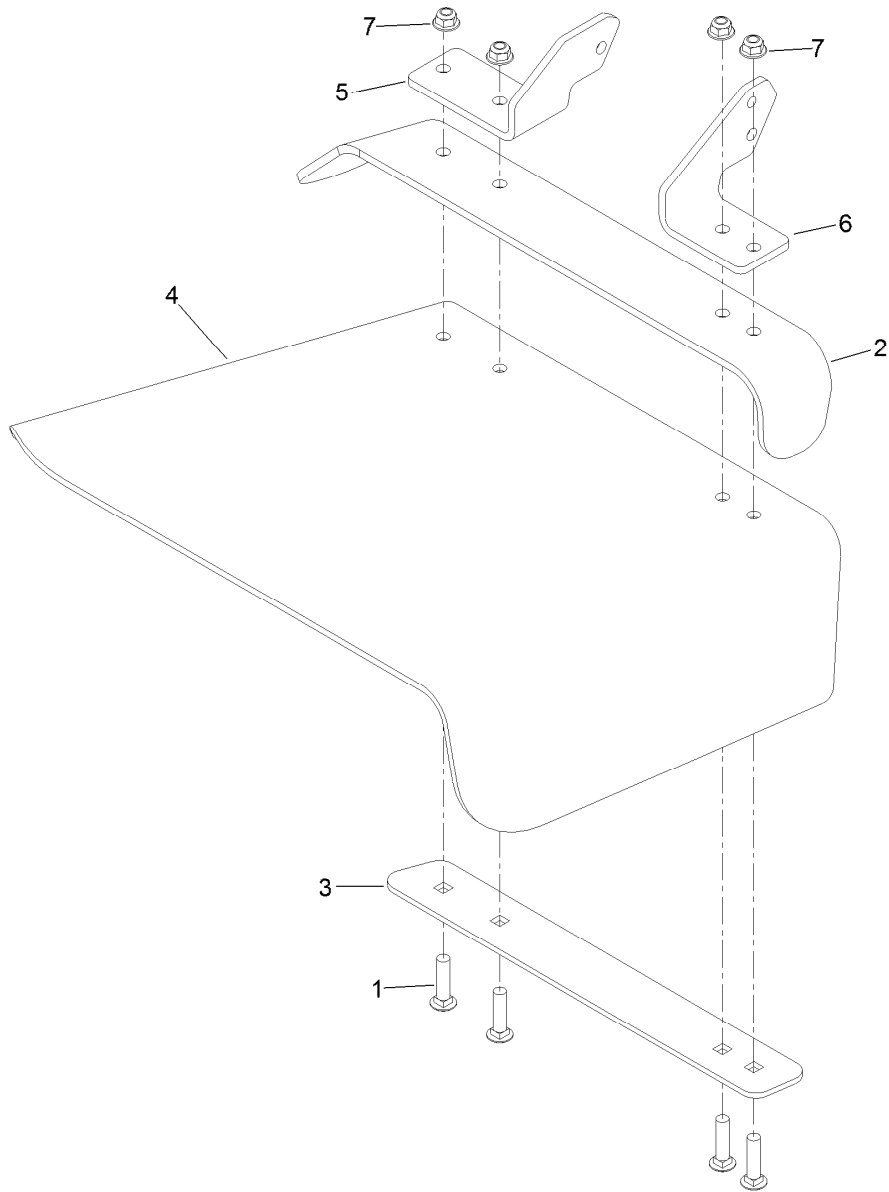
<i>Ref.</i>	<i>Part Number</i>	<i>Qty.</i>	<i>Description</i>
2	108-5981	1	Decal-Routing, Belt
3	98-1977	3	Decal-Warning
4	93-7818	1	Decal-Torque, Blade Bolt
5	58-6520	1	Decal-Grease
6	93-7010	2	Decal-Danger
7	99-8939	1	Decal-Anti Scalp
9	110-2068	1	Decal-Adjustment, Baffle
10	110-2067	1	Decal-Setting, Baffle
11	107-1619	1	Decal



Spindle Assembly No. 119-8560

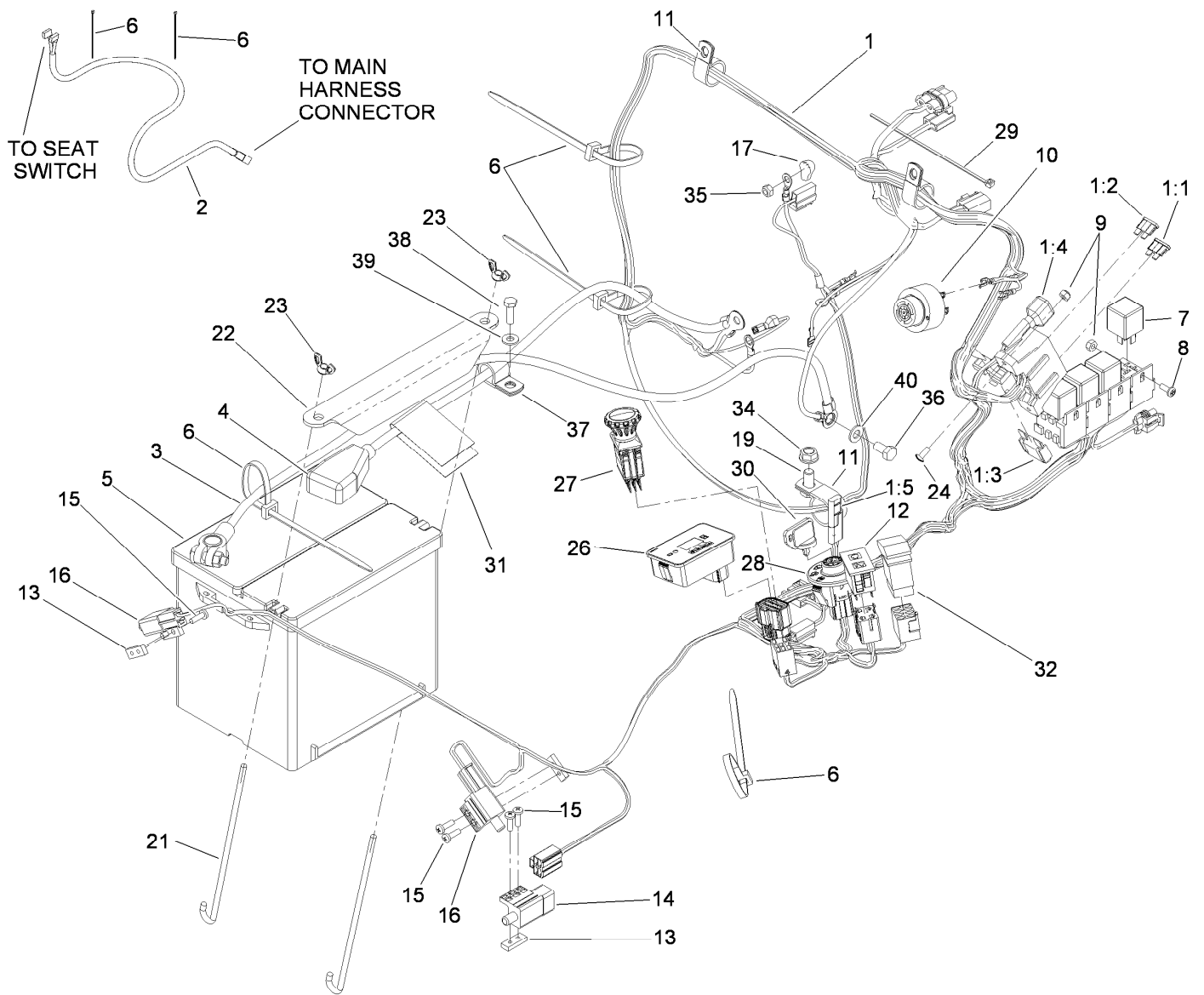
<i>Ref.</i>	<i>Part Number</i>	<i>Qty.</i>	<i>Description</i>
1		1	Spindle Housing And Studs ASM ●
1:2	114-8195	6	Bolt-Ribbed Neck
2	3296-67	1	Nut-Lock, NI
3	92-5836	1	Washer
4	117-6172	1	Spindle Hub ASM
5	253-133	2	Seal-Oil
6	119-8527	1	Shaft-Spindle
6:2	302-2	1	Fitting-Grease
7	119-8532	1	Snap Ring
8	117-6184	1	Spacer
9	119-8558	2	Bearing-Noseal

● Not serviced separately



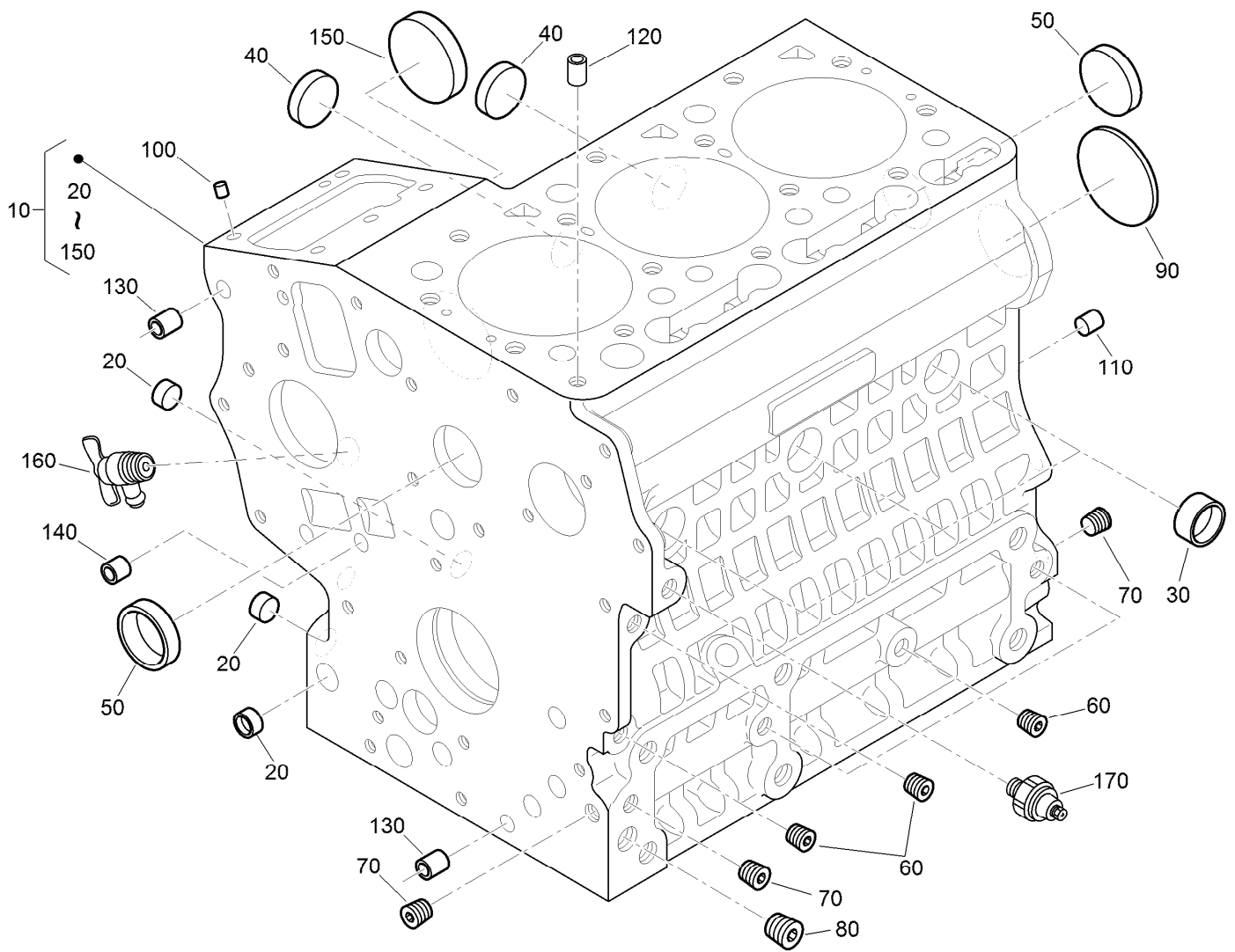
Rubber Deflector Assembly No. 108-2792

<i>Ref.</i>	<i>Part Number</i>	<i>Qty.</i>	<i>Description</i>
1	3231-4	4	Screw-CARR
2	106-3246-01	1	Deflector
3	106-3248-03	1	Strap-Discharge
4	108-5029	1	Deflector-Rubber
5	108-4059-01	1	Plate-Hinge, Rear
6	106-3253-01	1	Plate-Hinge, Front
7	104-8301	4	Nut-Flange, NI



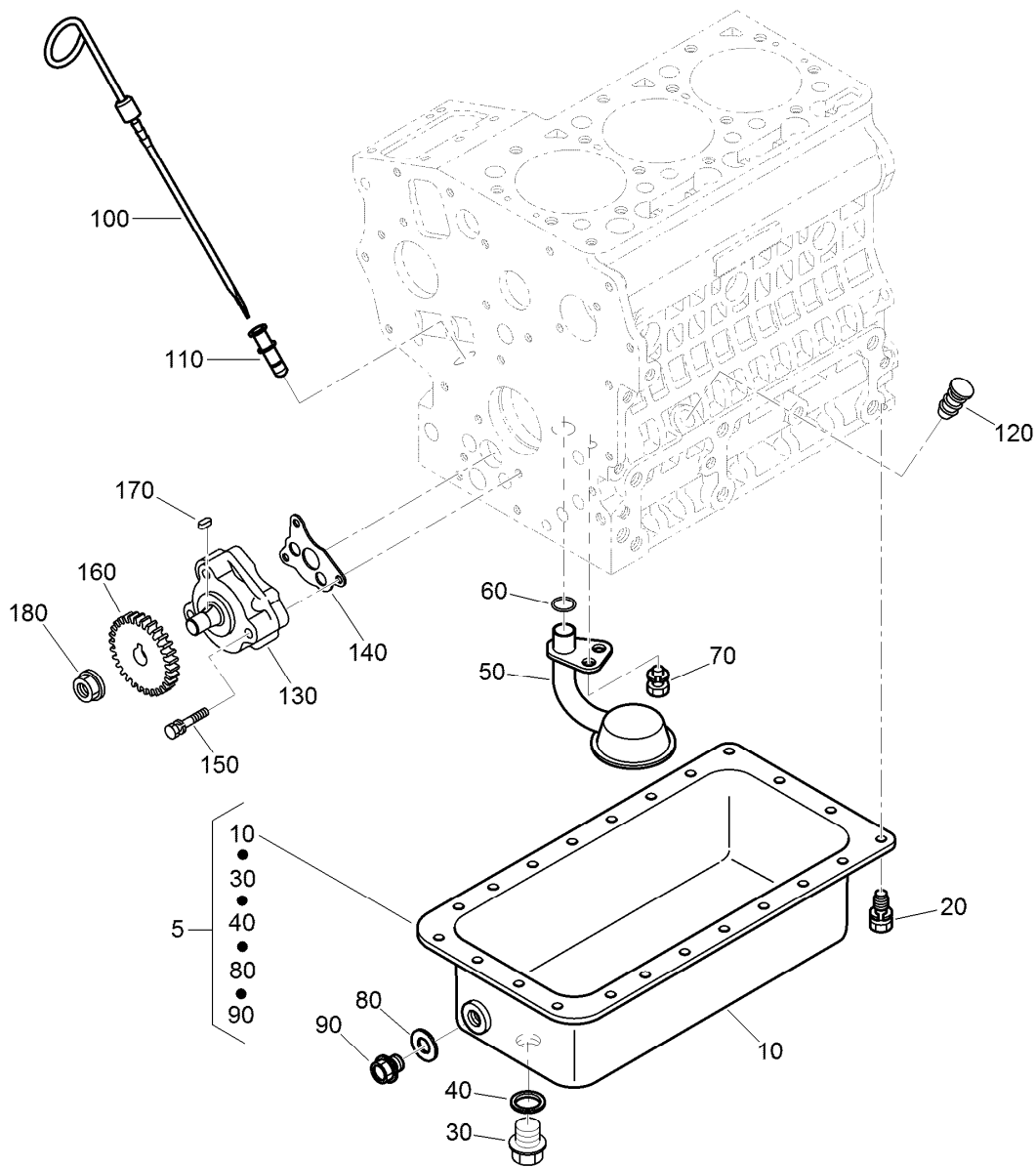
Electrical Assembly

Ref.	Part Number	Qty.	Description	Ref.	Part Number	Qty.	Description
1	119-0351	1	Harness-Wire	17	1-643178	1	Cap-Insulator, Red
1:1	218-578	1	Fuse-Blade, 10 Amp	19	323-4	1	Screw-HH
1:2	109103	1	Fuse-Blade, 30 Amp	21	103-1312	2	Bolt-Holddown
1:3	94-8002	1	Fuse-Blade, 50 Amp	22	103-1311-03	1	Holddown-Battery
1:4	100-4918	1	Diode-Over Molded	23	1-543792	2	Wingnut
1:5	116-0053	1	Cap-Plug	24	1-803075	2	Screw-Head, Truss
2	103-1227	1	Harness-Wiring, Seat	26	116-5609	1	Module ASM
3	110-0303	1	Cable-Battery, Negative	27	116-0124	1	Switch-PTO, 10A
4	110-0304	1	Cable-Battery, Positive	28	117-2221	1	Switch-Ignition
5	106-5187	1	Battery-Dry	29	1-303287	1	Tie-Cable
6	1-303335	7	Tie-Plastic	30	63-8360	2	Key-Ignition
7	1-643275	4	Relay	31	107-9309	1	Decal-Instructions, Charging
8	1-803071	2	Screw	32	110-0811	1	Switch-Rocker
9	3296-2	4	Nut-Lock, NI	34	3290-357	1	Nut-HHF, Whiz
10	103-0205	1	Alarm-Tone, Dual	35	33023-00	1	Nut-Lock
11	1-643312	3	Clip-Loom	36	33114-016	1	Screw-HH
12	100-8071	1	Lamp-Warning	37	1-633396	2	Clip-Loom
13	1-633181	3	Plate-Tapped	38	321-5	2	Screw-HH
14	1-633111	1	Switch	39	3256-22	2	Washer-Flat
15	3290-500	6	Screw-PPH	40	3256-23	1	Washer-Flat
16	1-513051	2	Switch-Open, Normally				



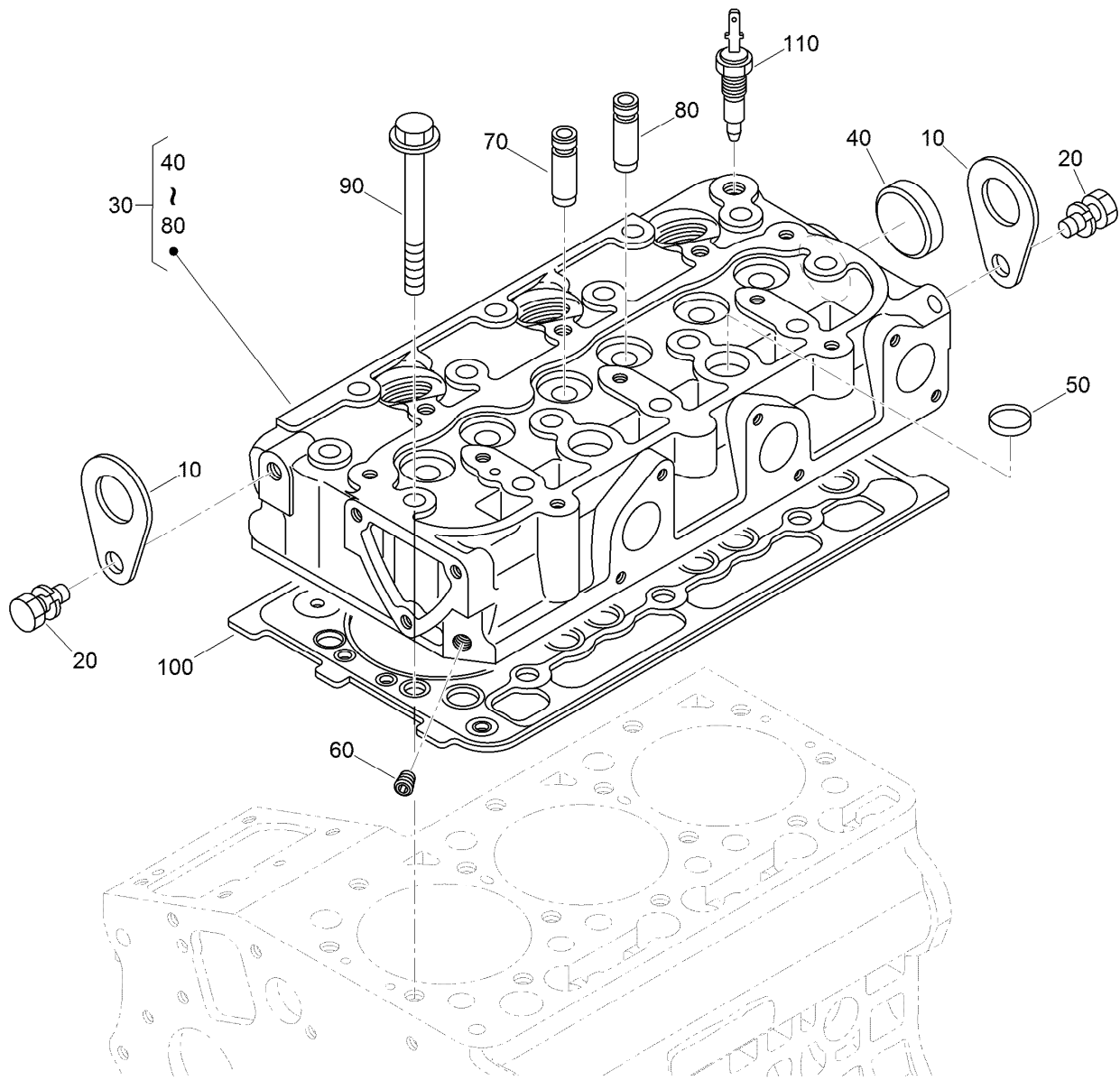
Crankcase Assembly

<i>Ref.</i>	<i>Part Number</i>	<i>Qty.</i>	<i>Description</i>	<i>Ref.</i>	<i>Part Number</i>	<i>Qty.</i>	<i>Description</i>
10	130-1486	1	Crankcase ASM	100	98-9375	2	Pin-Straight
20	100-2019	3	Cap-Sealing	110	98-9377	2	Pin-Straight
30	100-2020	3	Cap-Sealing	120	98-7506	1	Pin-Pipe
40	110-3702	2	Cap-Sealing	130	100-2051	2	Pin-Pipe
50	98-9398	2	Cap-Sealing	140	100-2051	2	Pin-Pipe
60	98-9687	5	Plug	150	100-1991	1	Cover-Fuel, Camshaft
70	98-7487	3	Plug	160	120-3121	1	Draincock ASM
80	98-7488	1	Plug	170	100-2230	1	Switch-Oil
90	100-1851	1	Plug-Expansion				



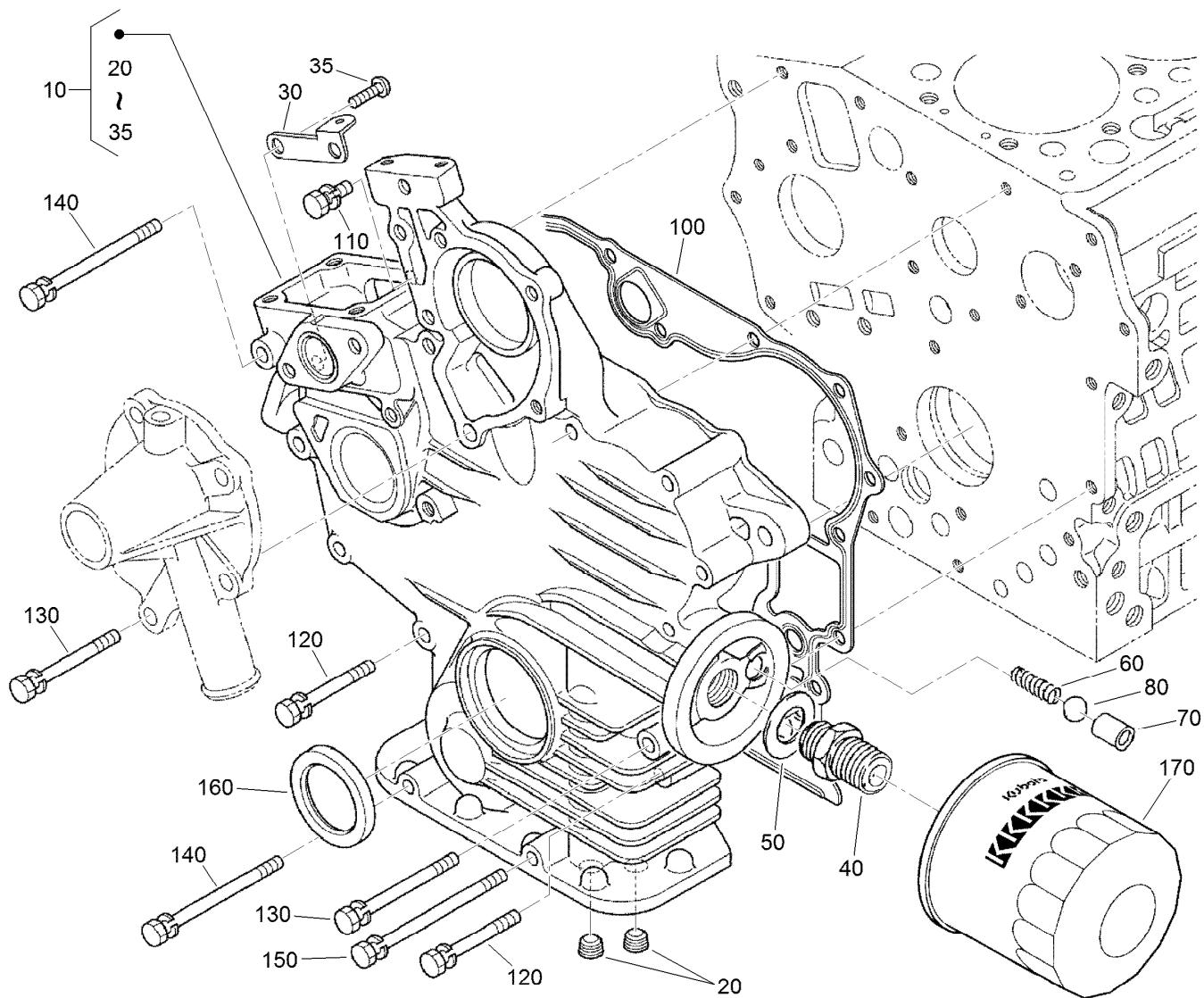
Oil Pan, Oil Pump and Dipstick Assembly

Ref.	Part Number	Qty.	Description	Ref.	Part Number	Qty.	Description
5	112-8327	1	Oil Pan Kit	100	110-3719	1	Gauge-Oil
10	112-2523	1	Pan-Oil	110	105-4580	1	Guide-Gauge, Oil
20	98-9350	22	Bolt	120	110-3720	1	Plug-Gauge, Oil
30	114-8151	1	Plug-Drain	130	100-2002	1	Oil Pump ASM
40	110-9715	1	Gasket-Pan, Oil	140	100-2003	1	Gasket-Pump, Oil
50	100-2001	1	Strainer-Pickup, Oil	150	100-1923	3	Bolt
60	105-3776	1	O-Ring	160	130-1419	1	Gear-Drive, Oil Pump
70	100-9195	1	Bolt	170	98-7658	1	Key-Feather
80	98-7524	1	Gasket	180	100-1779	1	Nut-Flange
90	98-9686	1	Plug-Drain				



Cylinder Head Assembly

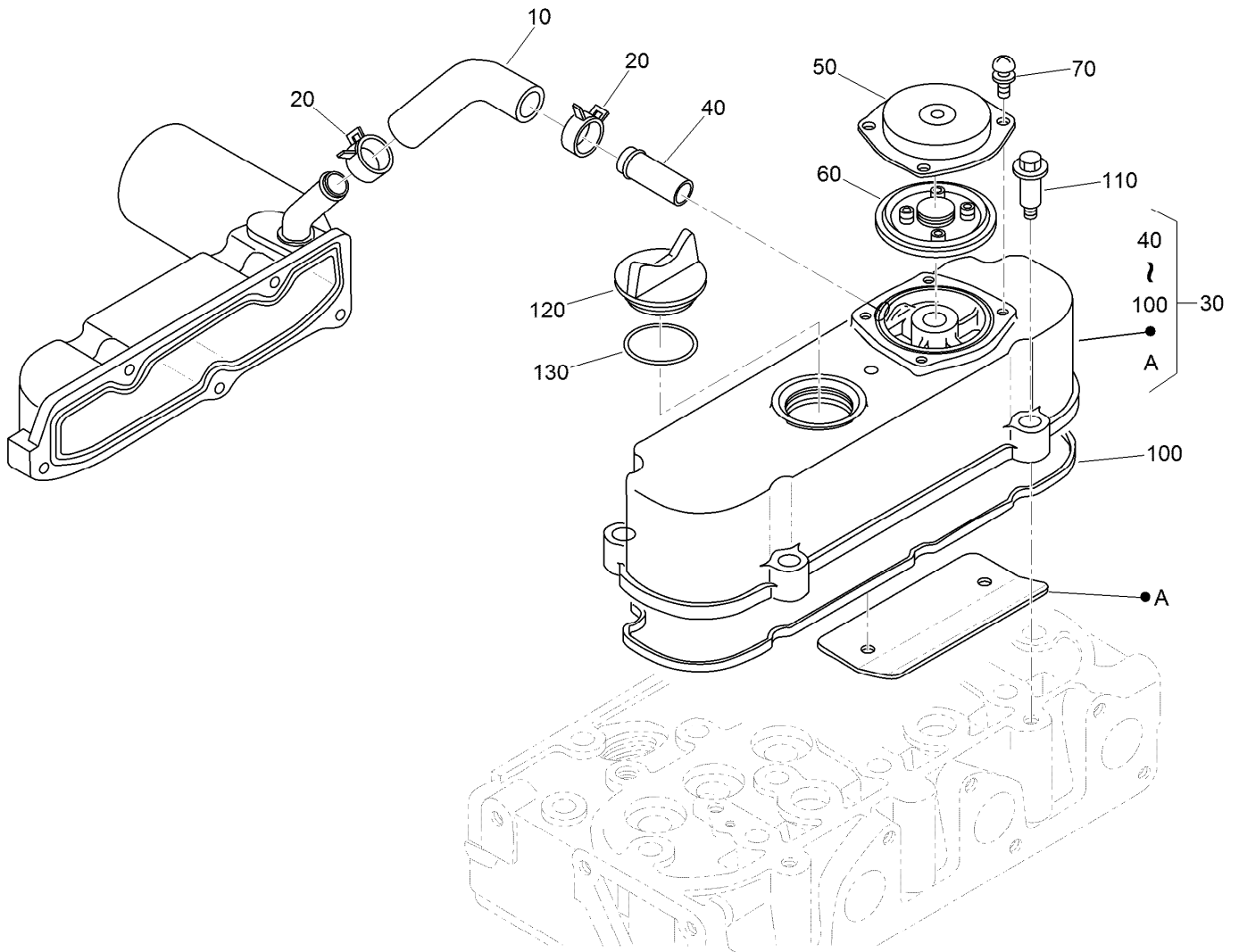
Ref.	Part Number	Qty.	Description
10	98-7531	2	Hook-Engine
20	98-7526	2	Bolt
30	130-1504	1	Cylinder Head ASM
40	105-3705	1	Cap-Sealing
50	98-9389	2	Cap-Sealing
60	98-9687	1	Plug
70	100-1882	3	Guide-Valve, Inlet
80	100-1883	3	Guide-Valve, Exhaust
90	100-1820	14	Bolt-Head, Cylinder
100	112-2520	1	Gasket-Head, Cylinder
110	99-3582	1	Thermoswitch



Gear Case and Oil Filter Cartridge Assembly

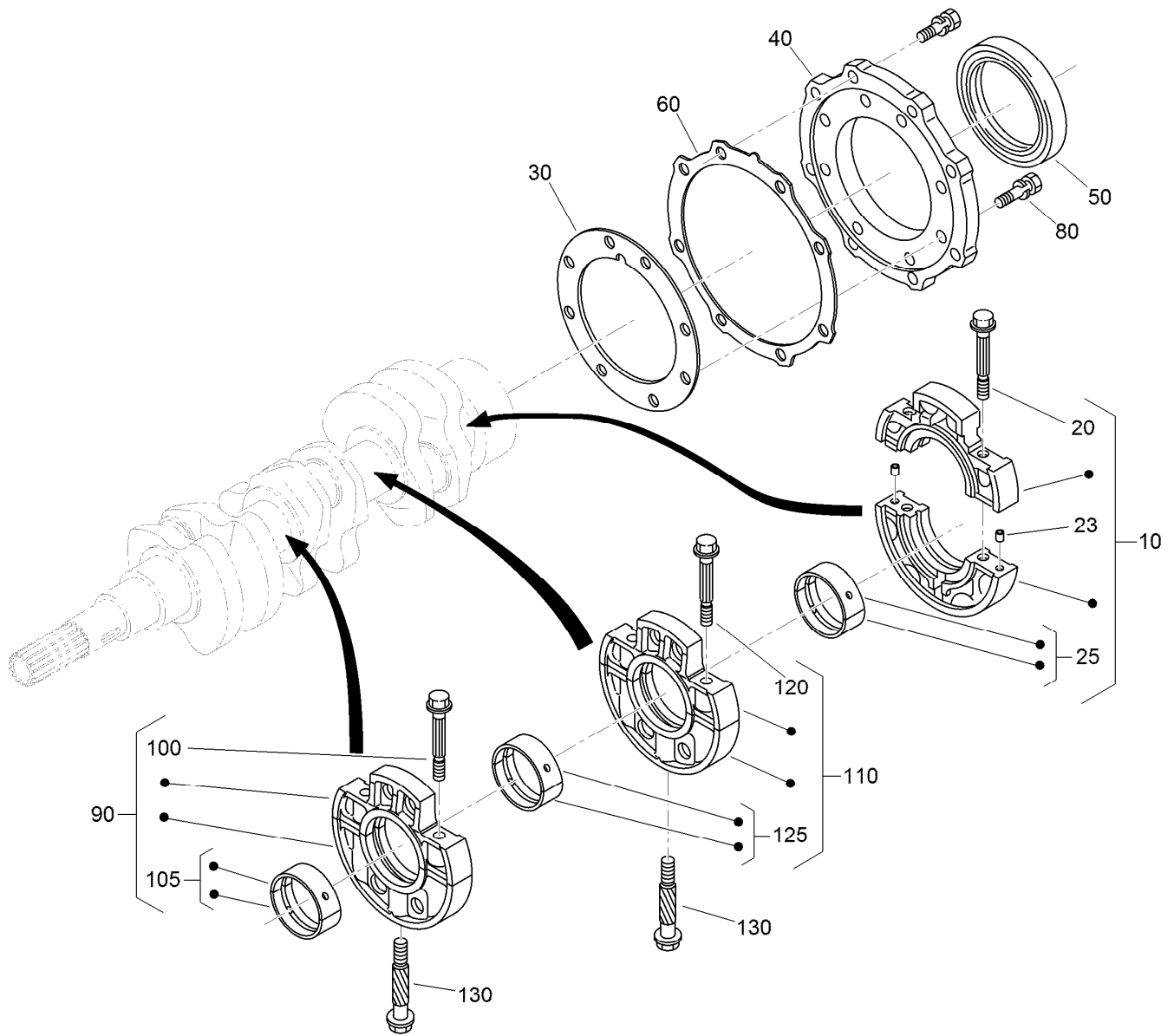
Ref.	Part Number	Qty.	Description
10	110-3707	1	Case-Gear
20	98-7488	2	Plug
30	110-3708	1	Stay-Spring, Start
35	100-2040	2	Screw
40	98-9388	1	Joint-Pipe
50	100-1926	1	Washer-Plain
60	100-2004	1	Spring
70	100-1894	1	Seat-Valve
80	100-1792	1	Ball

Ref.	Part Number	Qty.	Description
100	117-0327	1	Gasket-Case, Gear
110	127-0403	1	Bolt-Flange
120	125-9063	9	Bolt-Sems
130	100-1922	2	Bolt
140	98-9357	2	Bolt
150	110-3710	1	Bolt
160	120-7852	1	Seal-Oil
170	115-8189	1	Filter-Oil, Engine



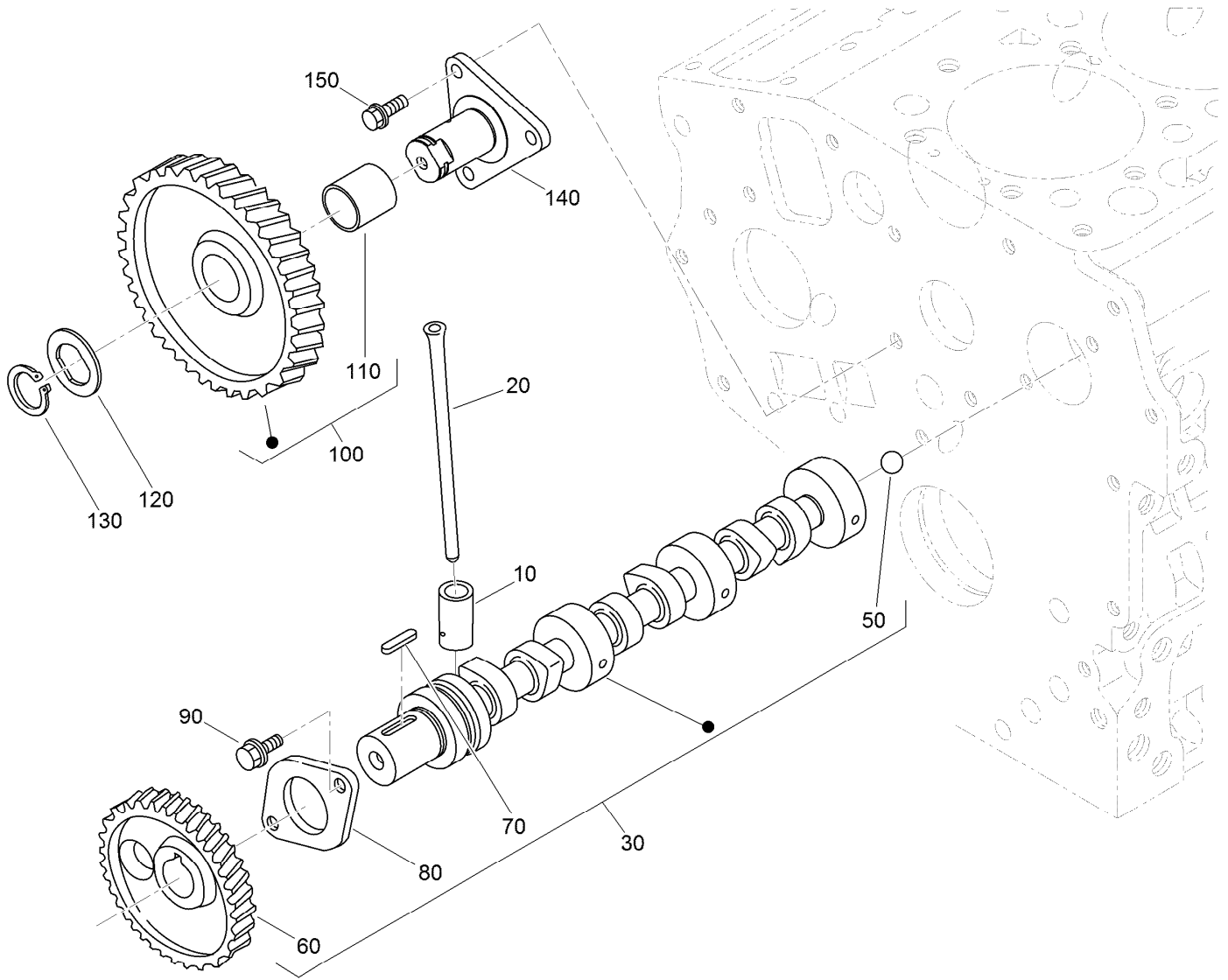
Cylinder Head Cover Assembly

<i>Ref.</i>	<i>Part Number</i>	<i>Qty.</i>	<i>Description</i>
10	120-3139	1	Tube-Breather
20	110-3712	2	Clamp-Hose
30	112-8332	1	Cylinder Head Cover ASM
40	98-9580	1	Pipe-Return, Water
50	110-3714	1	Cover-Breather
60	110-3715	1	Valve-Breather
70	98-9364	4	Screw (With Washer)
100	112-2521	1	Gasket-Cover, Head
110	108-7063	4	Bolt
120	107-9075	1	Plug-Filler, Oil
130	99-3446	1	O-Ring



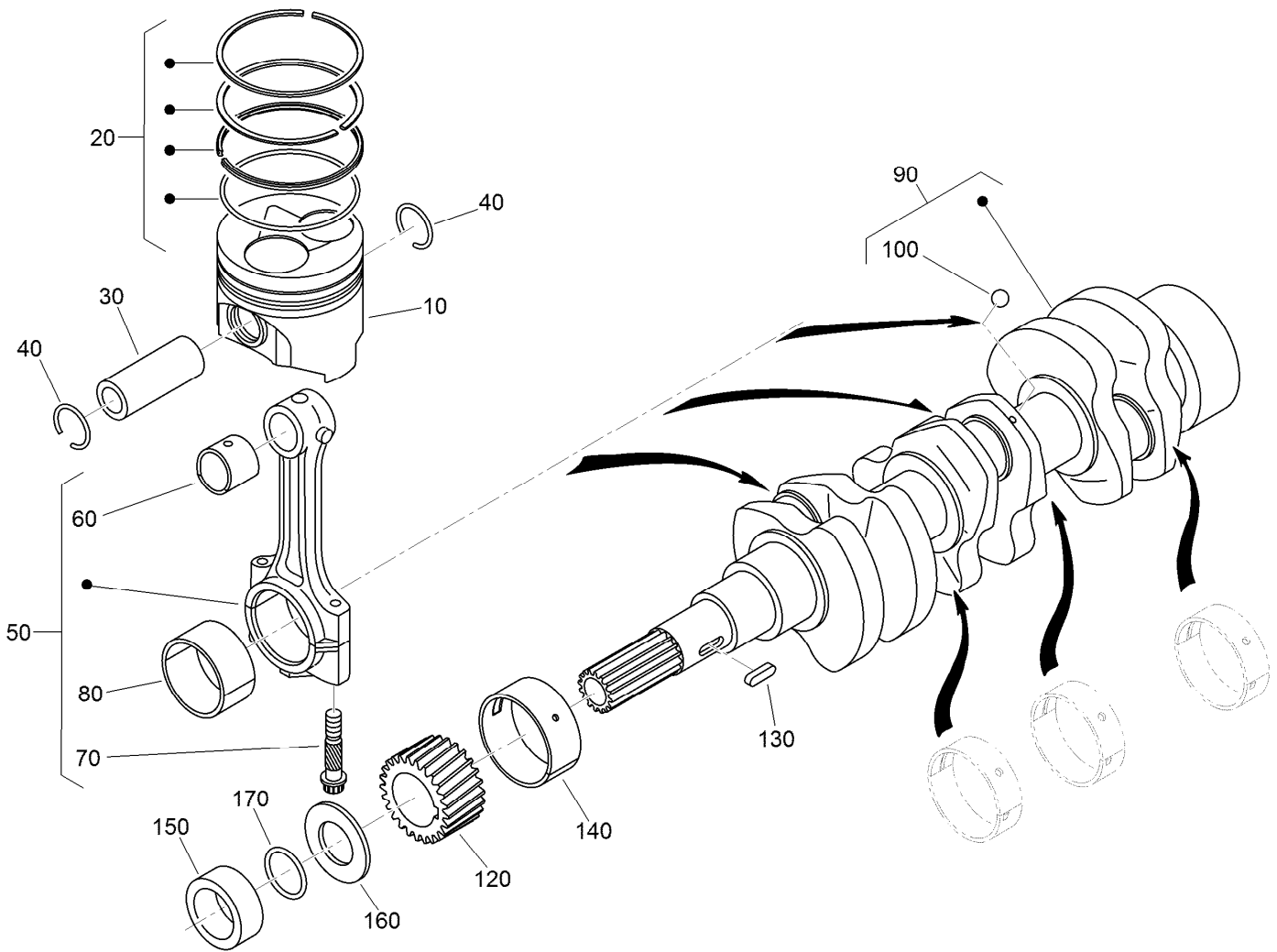
Main Bearing Case Assembly

<i>Ref.</i>	<i>Part Number</i>	<i>Qty.</i>	<i>Description</i>	<i>Ref.</i>	<i>Part Number</i>	<i>Qty.</i>	<i>Description</i>
10	125-9064	1	Wheel Bearing Case ASM	105	110-3741	1	Crankshaft Metal ASM (STD)
20	125-9065	2	Bolt-Flange	105	125-9083	1	Crankshaft Metal ASM (-0.20Mm)
23	125-9082	2	Pin-Straight	105	110-3743	1	Crankshaft Metal ASM (-0.40Mm)
25	125-9066	1	Crankshaft Metal ASM (STD)	110	130-1418	1	Main Bearing Case ASM
25	125-9067	1	Crankshaft Metal ASM (-0.20Mm)	120	110-3723	2	Bolt-Case, Bearing
25	125-9068	1	Crankshaft Metal ASM (-0.40Mm)	125	110-3741	1	Crankshaft Metal ASM (STD)
30	100-1873	1	Gasket-Case, Bearing	125	125-9083	1	Crankshaft Metal ASM (-0.20Mm)
40	112-8334	1	Cover-Case, Bearing	125	110-3743	1	Crankshaft Metal ASM (-0.40Mm)
50	110-3724	1	Seal-Oil	130	100-1874	2	Bolt-Case, Bearing
60	100-1876	1	Gasket-Cover, Case				
80	100-1750	16	Bolt				
90	130-1417	1	Main Bearing Case ASM				
100	110-3723	2	Bolt-Case, Bearing				



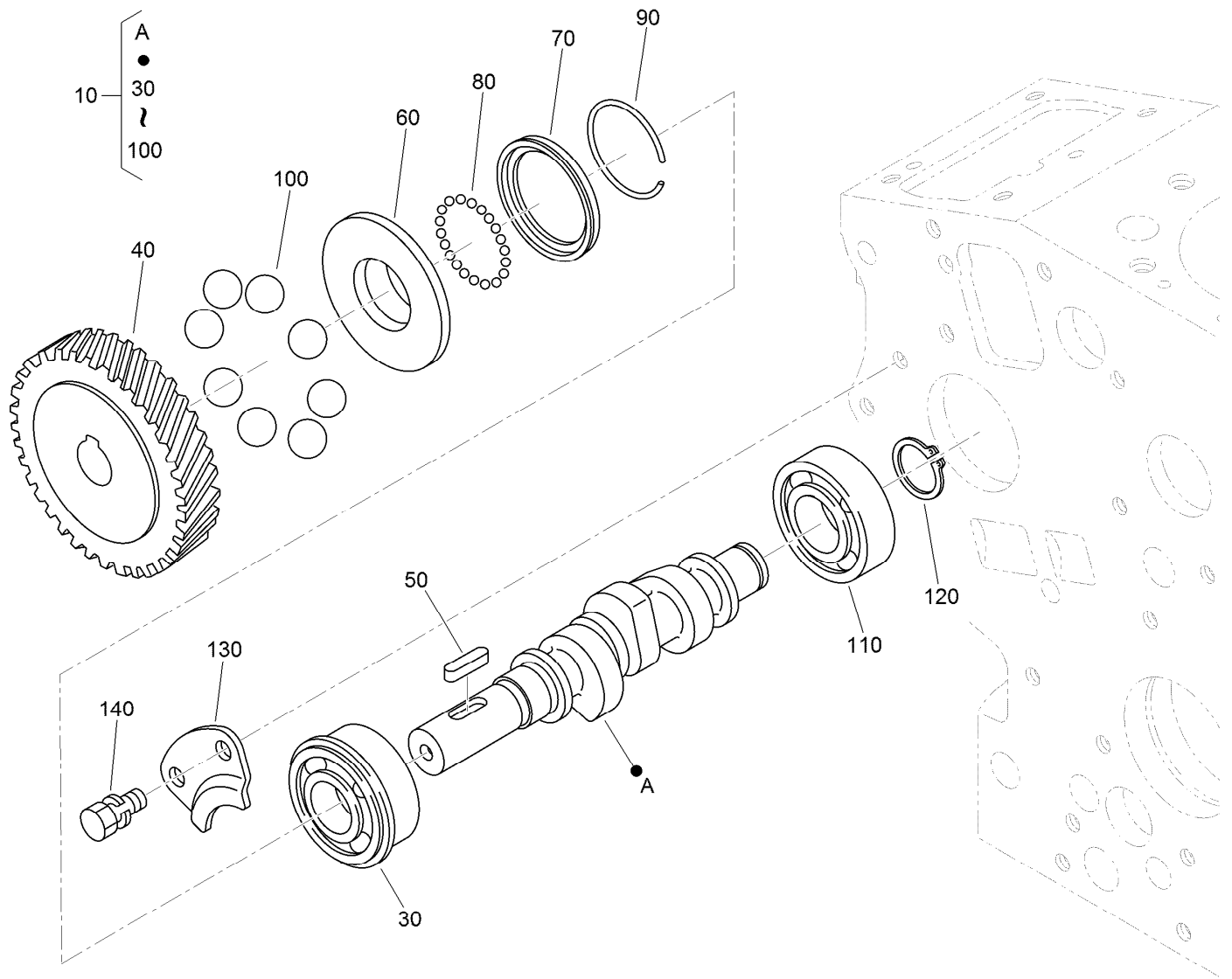
Camshaft and Idle Gear Shaft Assembly

Ref.	Part Number	Qty.	Description
10	110-3727	6	Tappet
20	100-1989	6	Rod-Push
30	120-3126	1	Camshaft ASM
50	110-3729	1	Ball
60	130-1534	1	Gear-Cam
70	98-9378	1	Key-Feather
80	100-1887	1	Stopper-Camshaft
90	98-9350	2	Bolt
100	121-2421	1	Idle Gear ASM
110	121-2422	1	Bushing
120	100-1970	1	Collar-Gear, Idle
130	100-1969	1	Ring-Snap
140	100-1967	1	Shaft-Gear, Idle
150	100-1774	3	Bolt-Flange



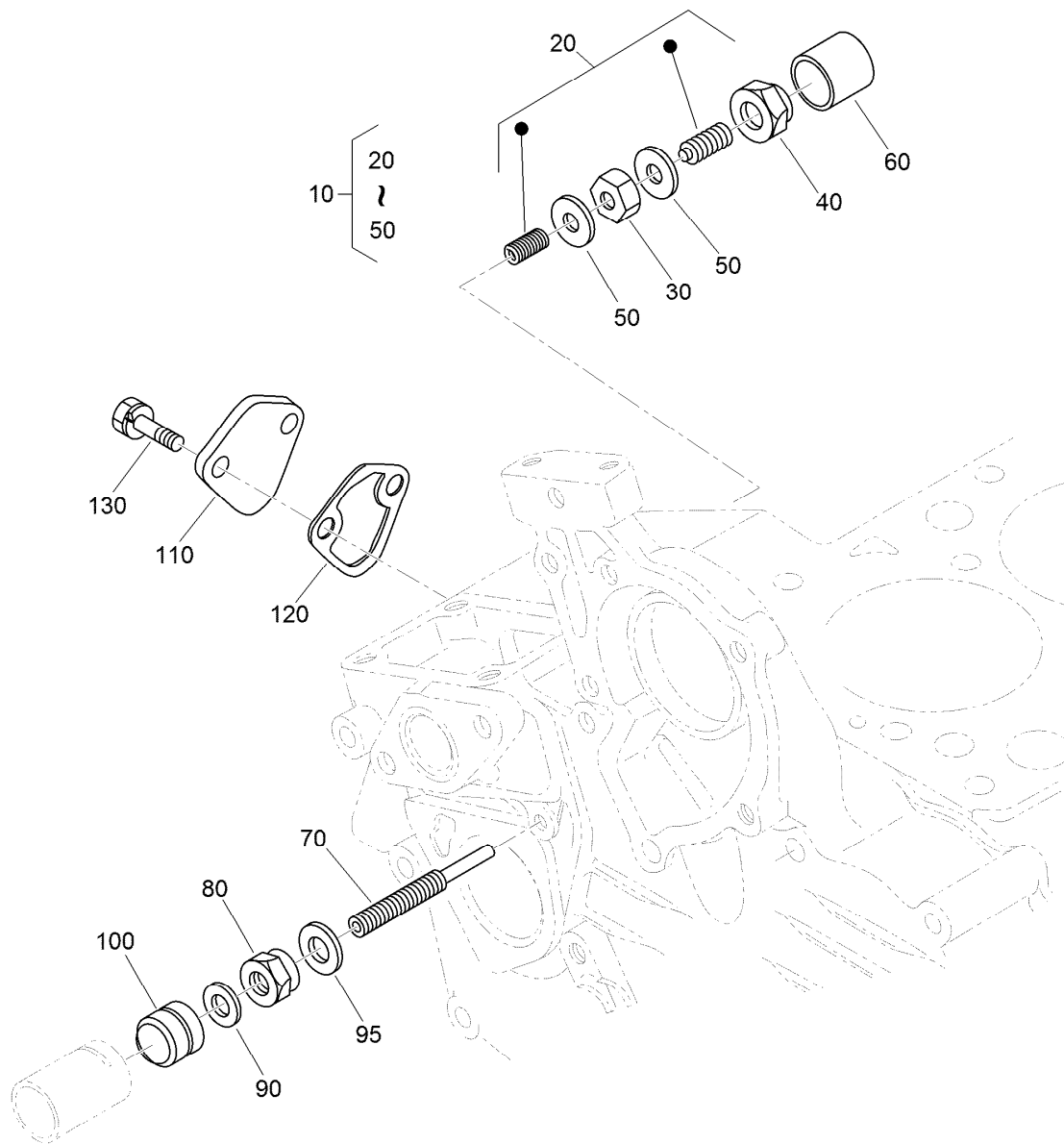
Piston and Crankshaft Assembly

<i>Ref.</i>	<i>Part Number</i>	<i>Qty.</i>	<i>Description</i>	<i>Ref.</i>	<i>Part Number</i>	<i>Qty.</i>	<i>Description</i>
10	130-1518	3	Piston	80	121-2420	3	Metal-Crankpin (-.40Mm)
10	130-1520	3	Piston	90	117-0308	1	Crankshaft
20	130-1516	3	Piston Ring ASM	100	100-1791	3	Ball
20	130-1517	3	Piston Ring ASM	120	100-1891	1	Gear-Crankshaft
30	110-3734	3	Pin-Piston	130	100-1752	1	Key-Feather
40	100-1835	6	Circlip-Internal	140	110-3738	1	Metal-Crankshaft (STD)
50	125-9070	3	Connecting Rod ASM	140	121-2424	1	Metal-Crankshaft (-.20Mm)
60	110-3736	3	Bushing-Pin, Piston	140	121-2425	1	Metal-Crankshaft (-.40Mm)
70	100-1999	6	Bolt-Rod, Connecting	150	100-1890	1	Collar-Crankshaft
80	100-2000	3	Metal-Crankpin (STD)	160	100-1974	1	Slinger-Oil
80	121-3849	3	Metal-Crankpin (-.20Mm)	170	100-2209	1	O-Ring



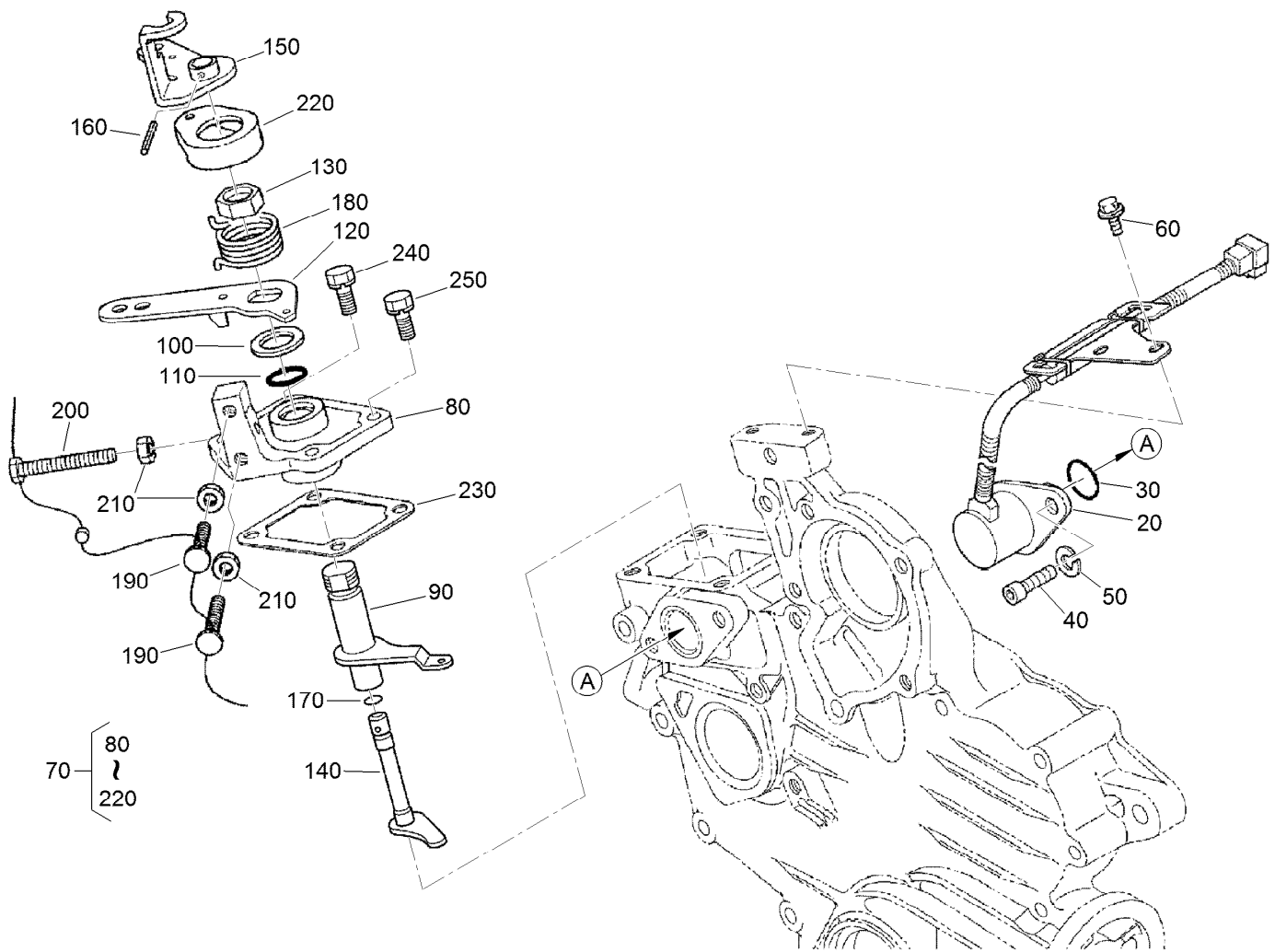
Fuel Camshaft Assembly

Ref.	Part Number	Qty.	Description
10	125-9075	1	Fuel Camshaft ASM
30	100-1795	1	Bearing-Ball
40	100-2006	1	Gear-Pump, Injection
50	100-1752	1	Key-Feather
60	112-8336	1	Sleeve-Governor
70	100-1904	1	Case-Ball, Governor
80	100-1790	32	Ball
90	100-1843	1	Circ-Clip
100	100-1793	8	Ball
110	110-3757	1	Bearing-Ball
120	100-1784	1	Circ-Clip, External
130	100-1888	1	Stopper-Fuel, Camshaft
140	98-9350	2	Bolt



Idle Apparatus and Fuel Pump Cover Assembly

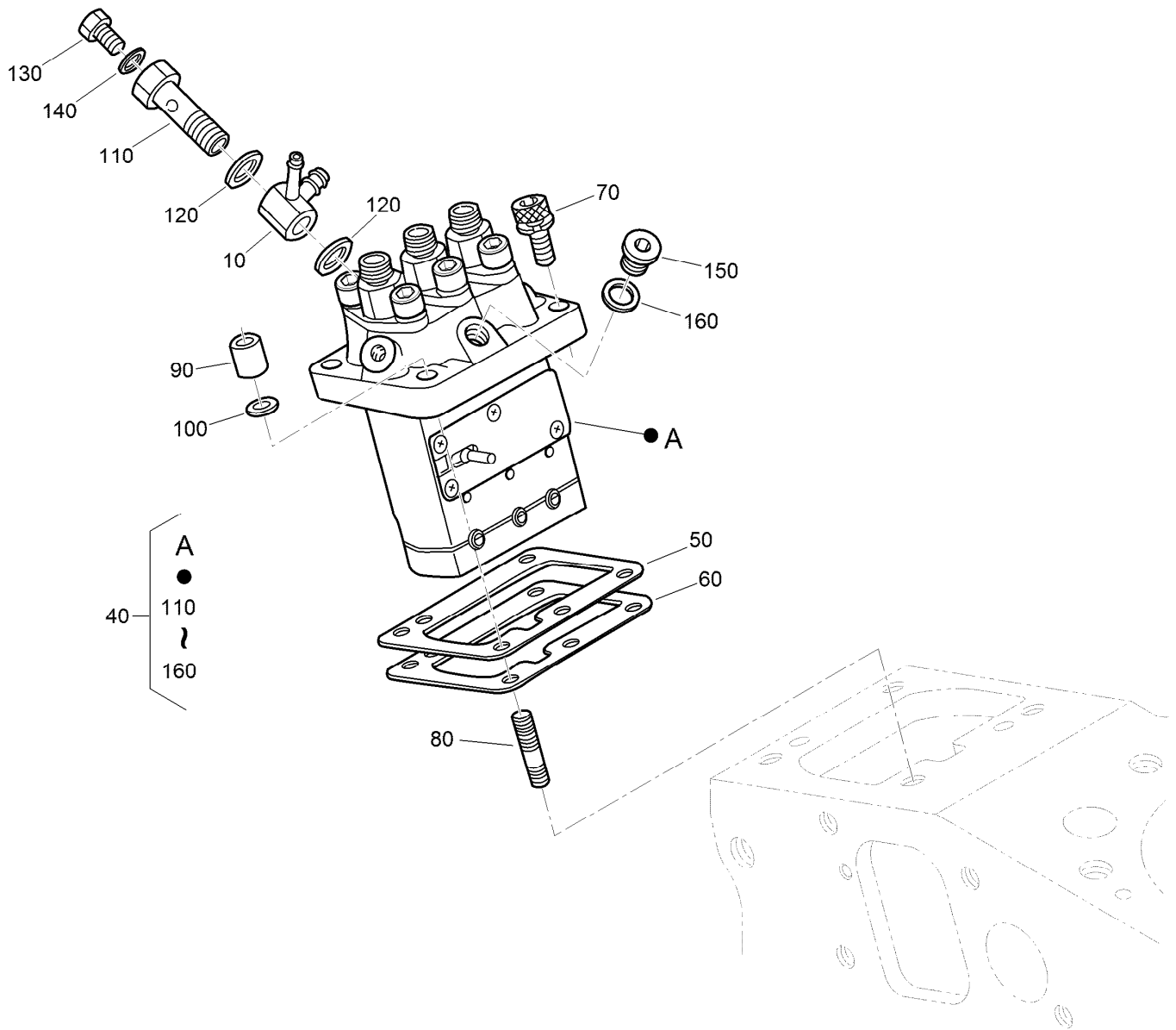
Ref.	Part Number	Qty.	Description
10	100-1898	1	Idle Apparatus ASM
20	100-1899	1	Adjusting Bolt ASM
30	100-1846	1	Nut
40	100-1901	1	Nut-Cap
50	98-7428	2	Gasket
60	100-1902	1	Cap
70	110-3758	1	Bolt-Adjusting
80	100-2175	1	Nut-Lock
90	98-7654	1	Gasket
95	107-9081	1	Gasket
100	99-8387	1	Nut-Cap
110	99-3514	1	Cover
120	98-9636	1	Gasket-Pump, Fuel
130	98-7692	2	Bolt



Stop Solenoid and Speed Control Plate Assembly

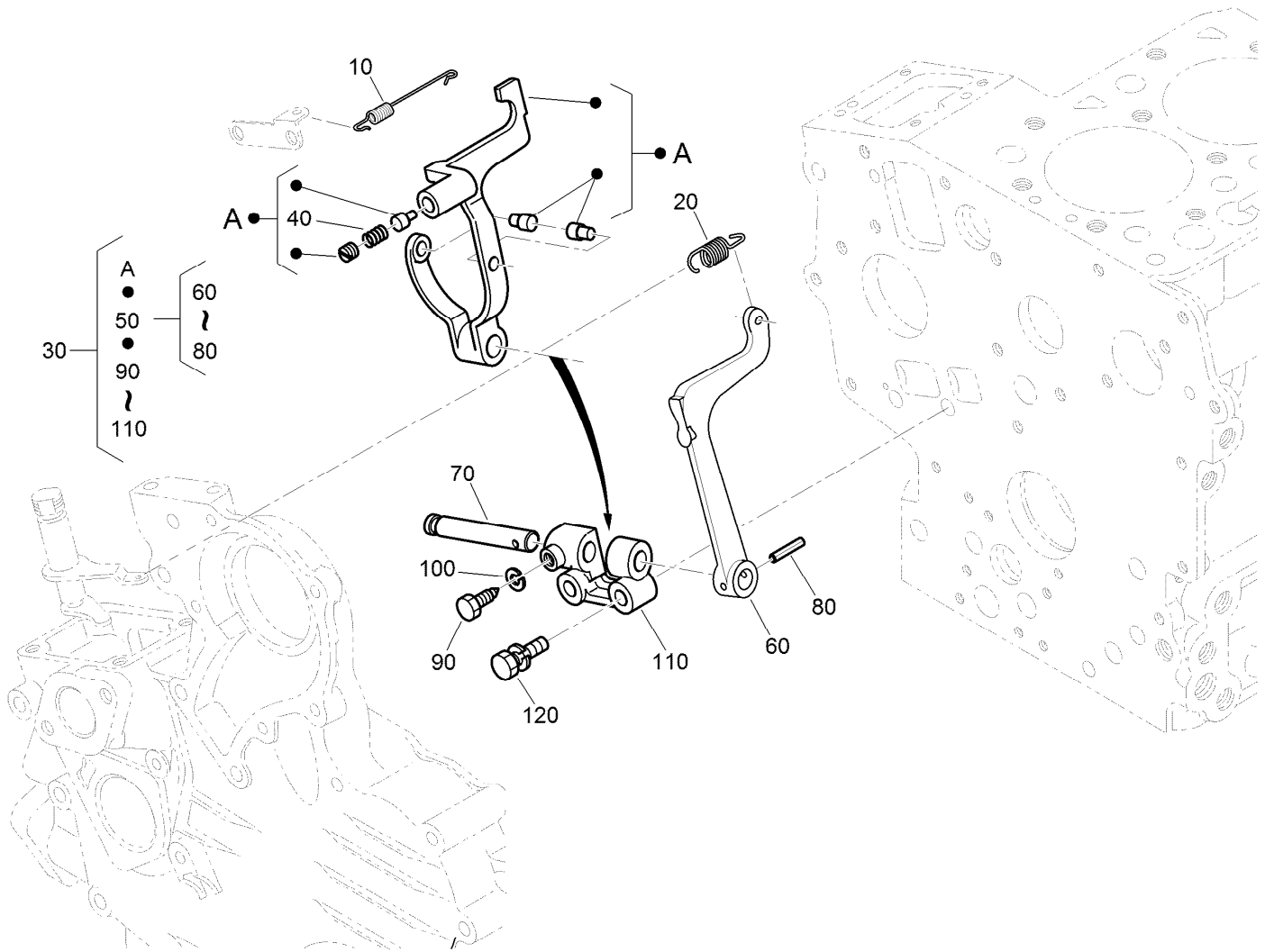
Ref.	Part Number	Qty.	Description
20	117-2719	1	Solenoid Stop ASM
30	110-3762	1	O-Ring
40	110-3763	2	Bolt-HSH
50	98-7699	2	Washer-Spring
60	100-1774	2	Bolt-Flange
70	110-3769	1	Speed Control Plate ASM
80	110-3770	1	Plate-Control, Speed
90	110-3771	1	Lever-Governor
100	110-3772	1	Collar
110	100-2208	1	O-Ring
120	110-3773	1	Lever-Control, Speed
130	110-3774	1	Nut-Control, Speed

Ref.	Part Number	Qty.	Description
140	110-3775	1	Shaft-Lever
150	110-3776	1	Lever-Stop, Engine
160	110-3777	1	Pin-Spring
170	100-2207	1	O-Ring
180	110-3778	1	Spring-Return
190	120-3133	2	Screw-Stopper
200	120-3134	1	Bolt
210	98-7572	3	Nut
220	110-3779	1	Cap
230	100-1962	1	Gasket-Plate, Control
240	127-0403	2	Bolt-Flange
250	112-2507	2	Bolt



Injection Pump Assembly

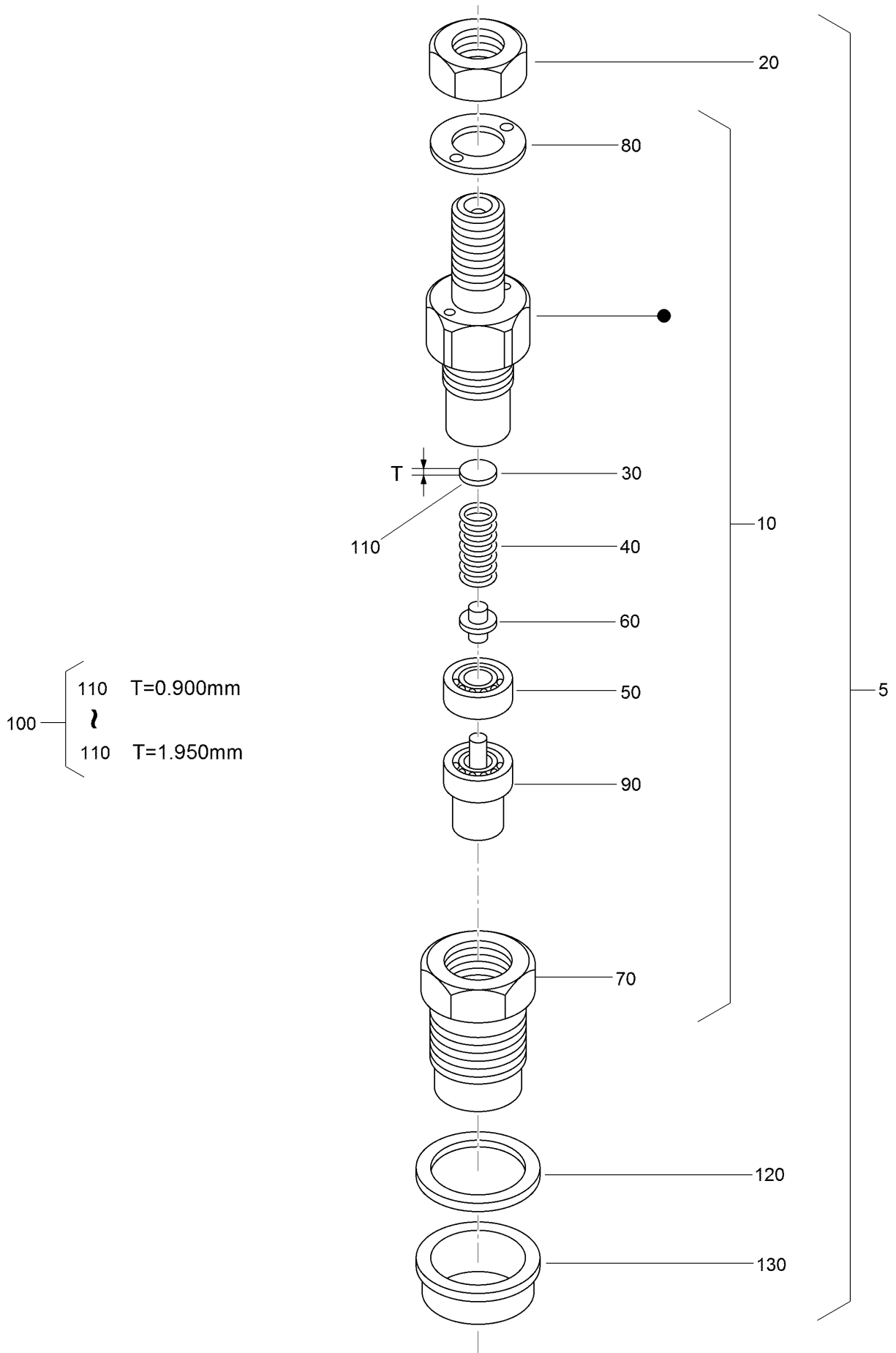
<i>Ref.</i>	<i>Part Number</i>	<i>Qty.</i>	<i>Description</i>	<i>Ref.</i>	<i>Part Number</i>	<i>Qty.</i>	<i>Description</i>
10	110-3764	1	Joint	90	98-9440	2	Nut-Cap
40	110-3765	1	Injection Pump ASM	100	98-7699	2	Washer-Spring
50	115-3045	1	Shim-Injection (0.175Mm)	110	100-1896	1	Screw-Hollow
50	98-9456	1	Shim-Injection (0.20Mm)	120	98-9445	2	Gasket
50	98-9457	1	Shim-Injection (0.25Mm)	130	98-9430	1	Screw
60	98-9458	1	Shim-Injection (0.30Mm)	140	98-9446	1	Gasket
60	115-3046	1	Shim-Injection (0.35Mm)	150	98-9466	1	Plug
70	117-7564	2	Bolt-Hex Soc HD	160	98-9451	1	Gasket
80	98-9438	2	Stud				



Governor Assembly

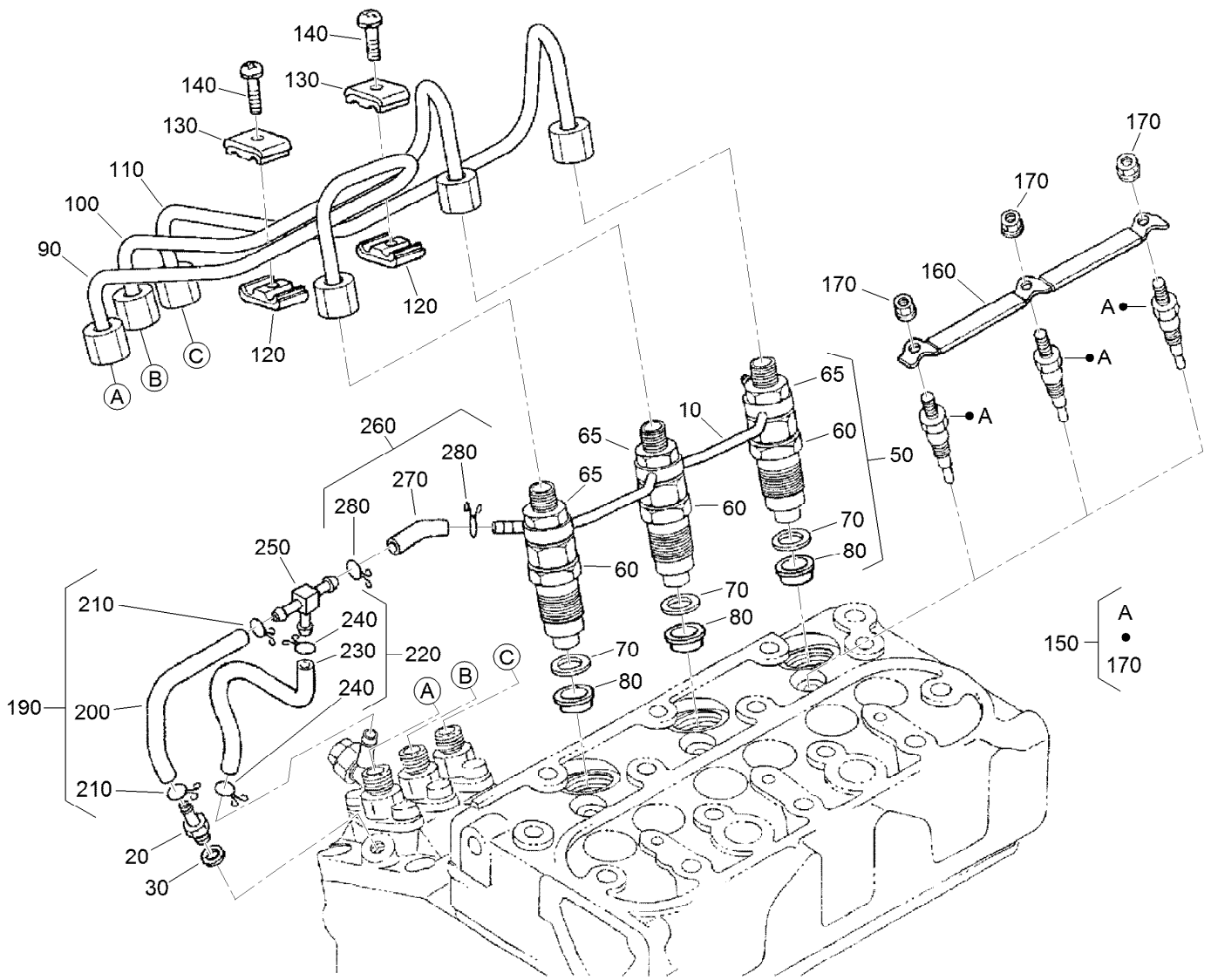
Ref.	Part Number	Qty.	Description
10	110-3766	1	Spring-Start
20	110-3767	1	Spring-Governor
30	130-1367	1	Fork Lever ASM
40	121-3803	1	Spring
50	100-1905	1	Fork Lever ASM
60	100-1907	1	Lever-Fork
70	100-1908	1	Shaft-Lever, Fork
80	100-1751	1	Pin-Spring
90	100-1845	1	Bolt
100	100-2204	1	Washer-Spring
110	100-1909	1	Holder-Lever, Fork
120	100-1763	2	Bolt

Nozzle Holder Assembly



Nozzle Holder Assembly (continued)

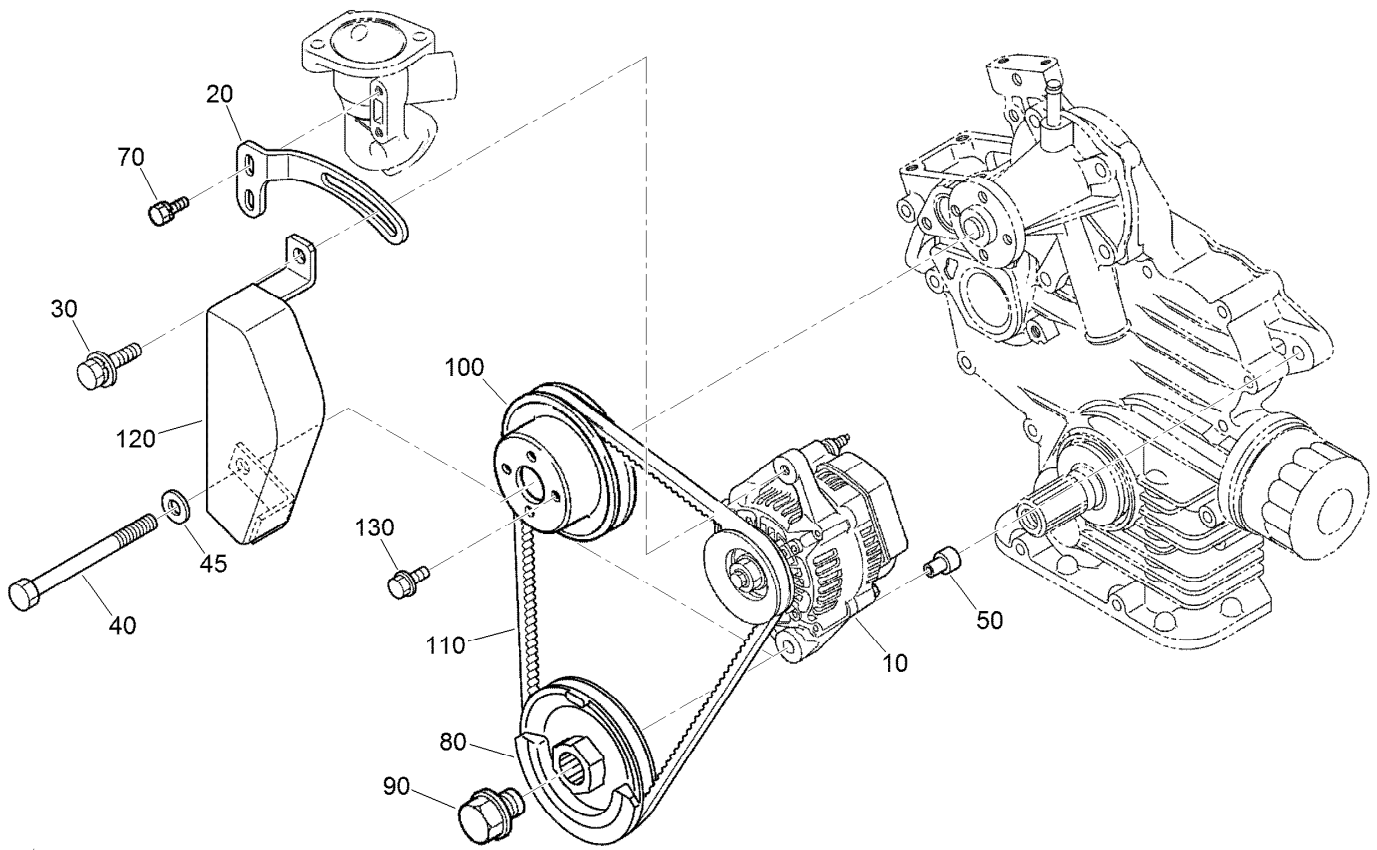
<i>Ref.</i>	<i>Part Number</i>	<i>Qty.</i>	<i>Description</i>	<i>Ref.</i>	<i>Part Number</i>	<i>Qty.</i>	<i>Description</i>
5	130-1305	3	Nozzle Holder Kit	110	98-7860	3	Washer-Adjusting (1.400Mm)
10	130-1303	3	Nozzle Holder ASM	110	98-7861	3	Washer-Adjusting (1.425Mm)
20	121-2411	3	Nut	110	98-7862	3	Washer-Adjusting (1.450Mm)
30	99-8302	3	Washer-Adjusting	110	98-7863	3	Washer-Adjusting (1.475Mm)
40	99-8303	3	Spring-Nozzle	110	98-7864	3	Washer-Adjusting (1.500Mm)
50	99-8304	3	Spacer-Distance	110	98-7865	3	Washer-Adjusting (1.525Mm)
60	99-8305	3	Rod-Push	110	98-7866	3	Washer-Adjusting (1.550Mm)
70	130-1304	3	Nut-Nozzle	110	98-7867	3	Washer-Adjusting (1.575Mm)
80	99-8307	3	Washer-Plain	110	98-7868	3	Washer-Adjusting (1.600Mm)
90	130-1497	3	Nozzle-Piece	110	98-7869	3	Washer-Adjusting (1.625Mm)
100	98-9448	3	Adjusting Washer ASM	110	98-7870	3	Washer-Adjusting (1.650Mm)
110	98-7642	3	Washer-Adjusting (0.900Mm)	110	98-7871	3	Washer-Adjusting (1.675Mm)
110	98-7841	3	Washer-Adjusting (0.925Mm)	110	98-7872	3	Washer-Adjusting (1.700Mm)
110	98-7842	3	Washer-Adjusting (0.950Mm)	110	98-7873	3	Washer-Adjusting (1.725Mm)
110	98-7843	3	Washer-Adjusting (0.975Mm)	110	98-7874	3	Washer-Adjusting (1.750Mm)
110	98-7844	3	Washer-Adjusting (1.000Mm)	110	98-7875	3	Washer-Adjusting (1.775Mm)
110	98-7845	3	Washer-Adjusting (1.025Mm)	110	98-7876	3	Washer-Adjusting (1.800Mm)
110	98-7846	3	Washer-Adjusting (1.050Mm)	110	98-7877	3	Washer-Adjusting (1.825Mm)
110	98-7847	3	Washer-Adjusting (1.075Mm)	110	98-7878	3	Washer-Adjusting (1.850Mm)
110	98-7848	3	Washer-Adjusting (1.100Mm)	110	98-7879	3	Washer-Adjusting (1.875Mm)
110	98-7849	3	Washer-Adjusting (1.125Mm)	110	98-7880	3	Washer-Adjusting (1.900Mm)
110	98-7850	3	Washer-Adjusting (1.150Mm)	110	98-7881	3	Washer-Adjusting (1.925Mm)
110	98-7851	3	Washer-Adjusting (1.175Mm)	110	98-7882	3	Washer-Adjusting (1.950Mm)
110	98-7852	3	Washer-Adjusting (1.200Mm)	120	98-7676	3	Gasket
110	98-7853	3	Washer-Adjusting (1.225Mm)	130	98-7677	3	Seal-Heat
110	98-7854	3	Washer-Adjusting (1.250Mm)				
110	98-7855	3	Washer-Adjusting (1.275Mm)				
110	98-7856	3	Washer-Adjusting (1.300Mm)				
110	98-7857	3	Washer-Adjusting (1.325Mm)				
110	98-7858	3	Washer-Adjusting (1.350Mm)				
110	98-7859	3	Washer-Adjusting (1.375Mm)				



Nozzle Holder and Glow Plug Assembly

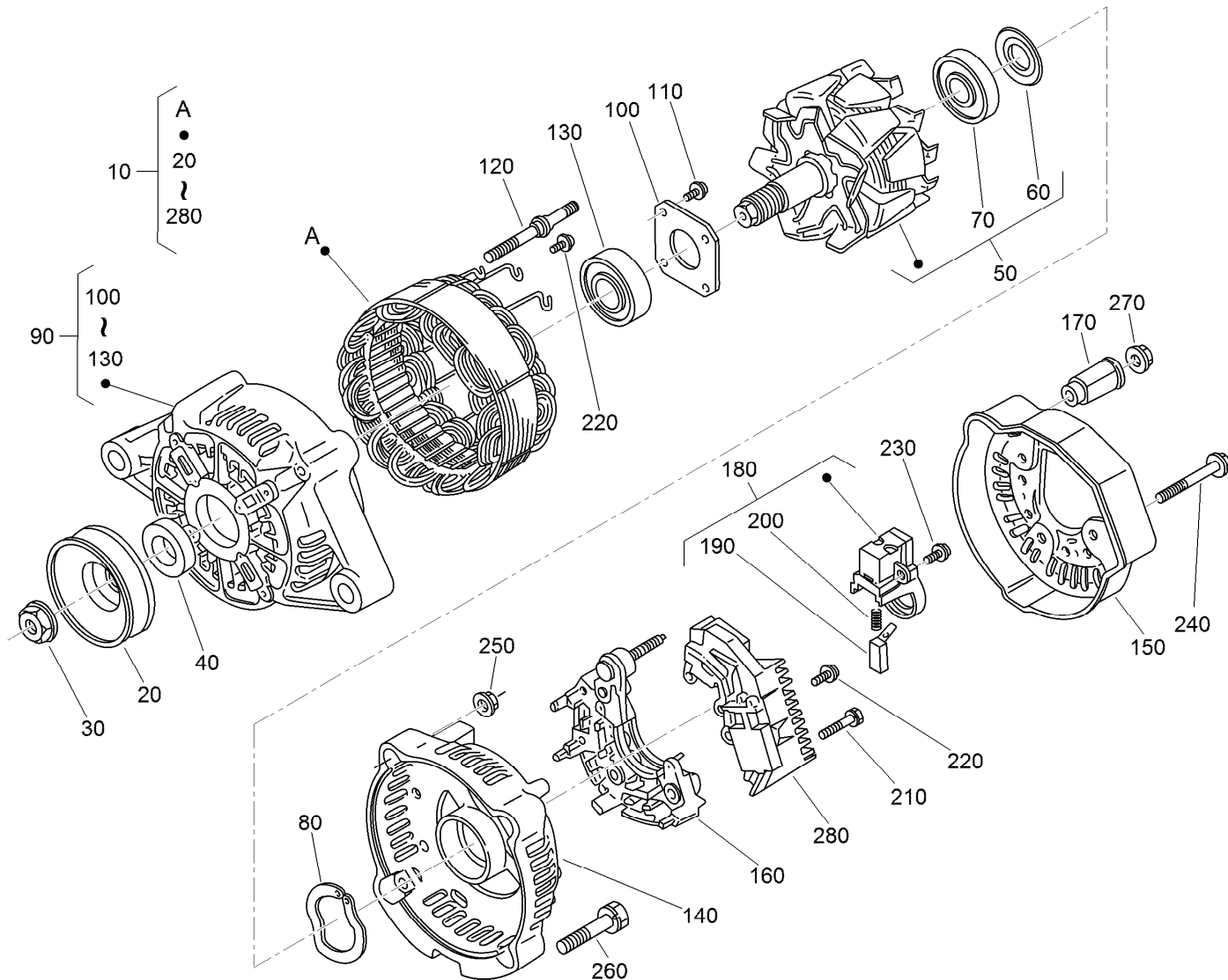
Ref.	Part Number	Qty.	Description
10	110-3780	1	Over Flow Pipe ASM
20	98-9431	1	Screw-Bleeder, Air
30	98-7654	1	Gasket
50	130-1305	3	Nozzle Holder Kit
60	130-1303	3	Nozzle Holder ASM
65	121-2411	3	Nut
70	98-7676	3	Gasket
80	98-7677	3	Seal-Heat
90	130-1522	1	Pipe-Injection
100	130-1523	1	Pipe-Injection
110	130-1541	1	Pipe-Injection
120	98-7682	2	Clamp-Pipe
130	98-7683	2	Clamp-Pipe
140	98-7684	2	Screw (W/Washer)

Ref.	Part Number	Qty.	Description
150	130-1411	3	Plug-Glow
160	110-3784	1	Cord-Plug, Glow
170	99-8377	3	Nut-Flange
190	110-3785	1	Fuel Tube ASM
200	110-3786	1	Tube-Fuel
210	98-7671	2	Clip-Pipe
220	110-3787	1	Fuel Tube ASM
230	110-3788	1	Tube-Fuel
240	98-7671	2	Clip-Pipe
250	112-8338	1	Pipe-Joint, T
260	110-3790	1	Fuel Tube ASM
270	110-3791	1	Tube-Fuel
280	98-7671	2	Clip-Pipe



Alternator and Pulley Assembly

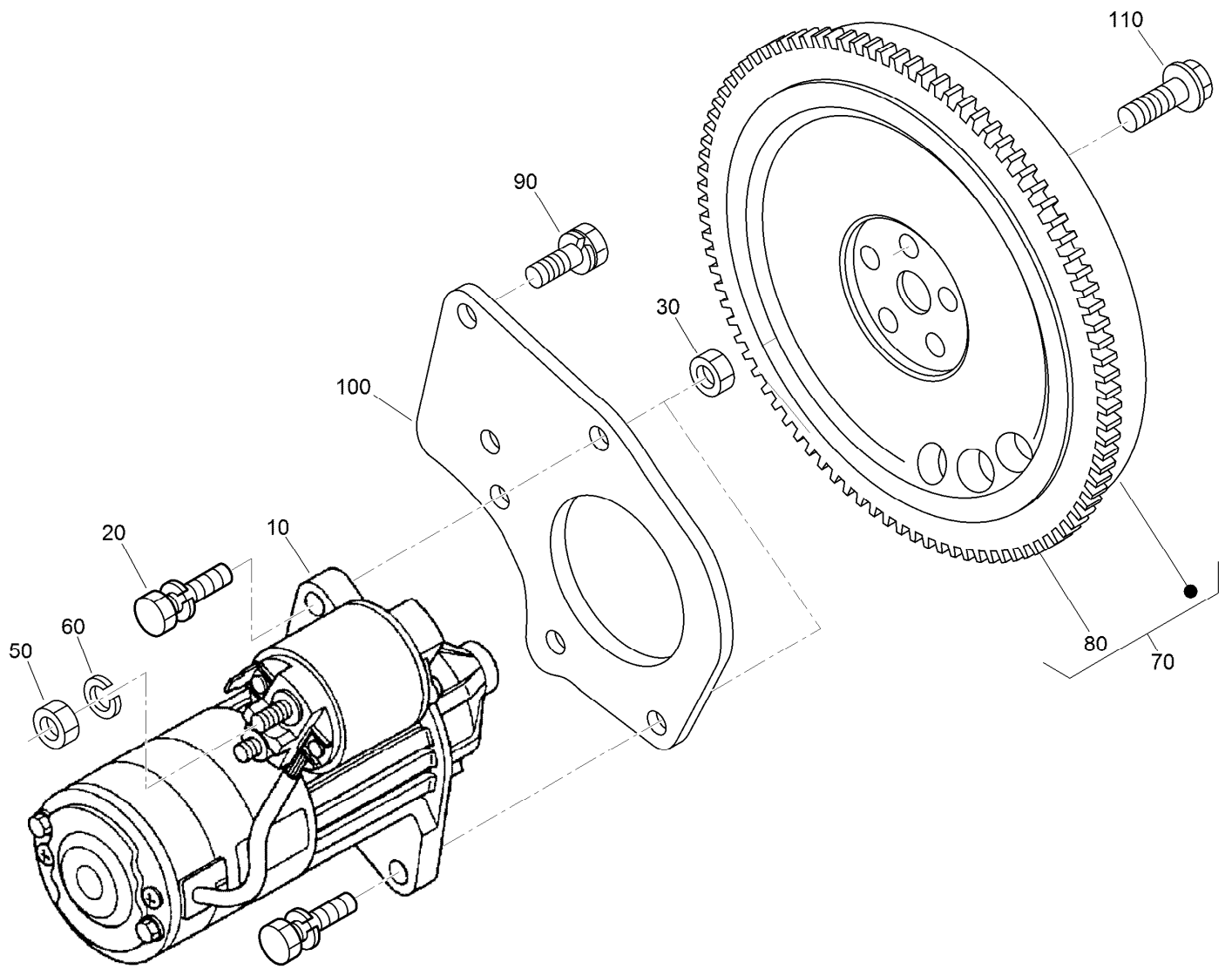
<i>Ref.</i>	<i>Part Number</i>	<i>Qty.</i>	<i>Description</i>
10	98-9474	1	Alternator ASM
20	110-3792	1	Stay-Alternator
30	121-3800	1	Bolt-Sems
40	110-3793	1	Bolt
45	120-5832	1	Washer-Plain
50	110-3794	1	Collar
70	98-7692	2	Bolt
80	110-3795	1	Pulley-Drive, Fan
90	100-1978	1	Bolt
100	100-1921	1	Pulley-Fan
110	110-3796	1	Belt-V
120	110-3797	1	Cover
130	99-8363	4	Bolt-Flange



Alternator Components Assembly

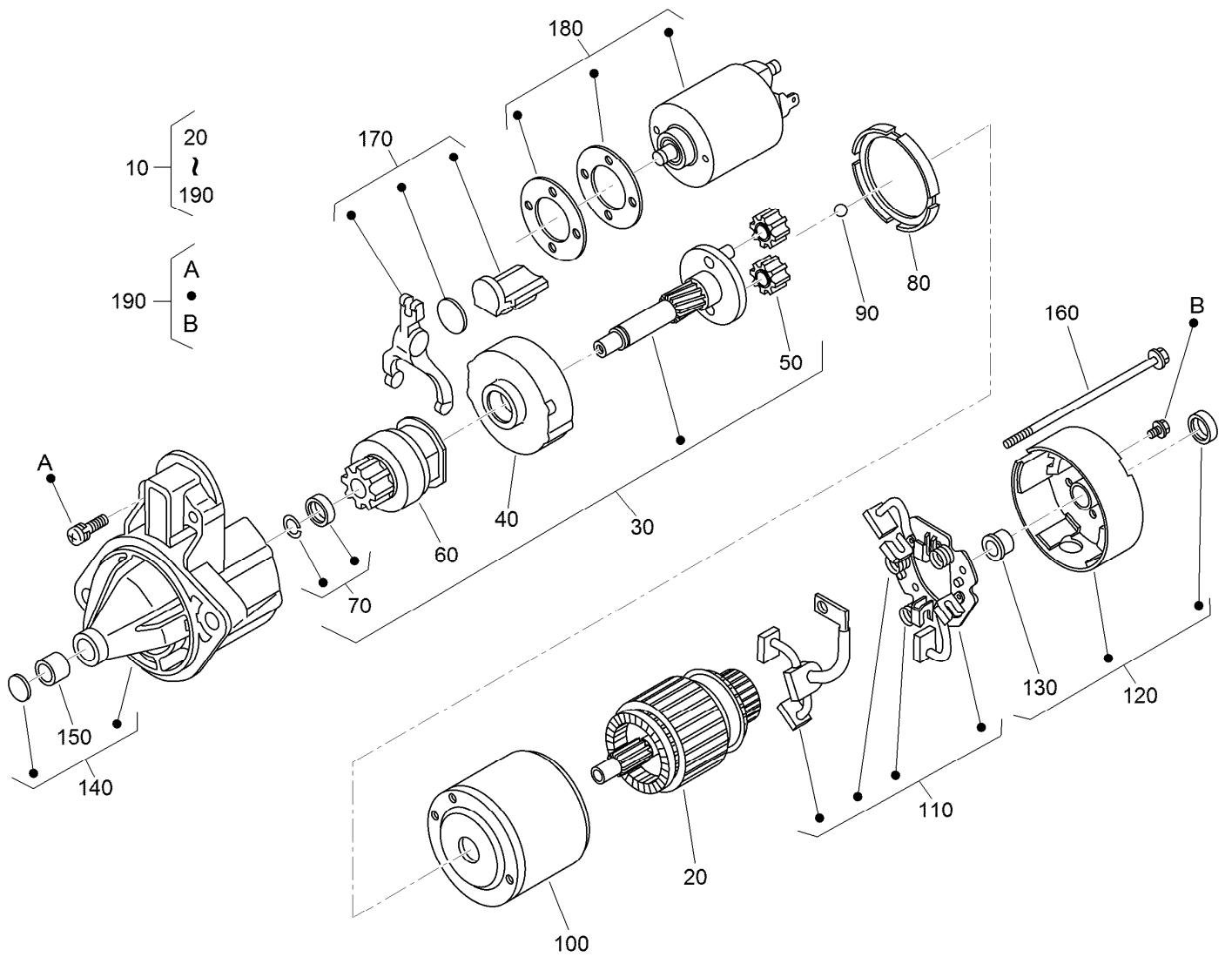
<i>Ref.</i>	<i>Part Number</i>	<i>Qty.</i>	<i>Description</i>
10	98-9474	1	Alternator ASM
20	98-9453	1	Pulley-Dynamo
30	98-7708	1	Nut
40	98-7709	1	Collar
50	107-0136	1	Rotor ASM
60	98-7711	1	Cover-Bearing
70	107-0138	1	Bearing-Ball
80	98-7713	1	Washer-Thrust
90	107-0139	1	Drive End Frame ASM
100	98-7715	1	Plate-Retainer
110	98-7716	4	Screw-Head, Round
120	98-7717	2	Bolt-Through
130	107-0137	1	Bearing-Ball
140	107-9087	1	Frame-End

<i>Ref.</i>	<i>Part Number</i>	<i>Qty.</i>	<i>Description</i>
150	107-0140	1	Cover-End
160	127-1612	1	Rectifier ASM
170	98-7722	1	Bushing-Insulation
180	107-0141	1	Brush Holder ASM
190	98-7724	2	Brush
200	98-7725	2	Spring-Brush
210	98-7726	2	Screw-Head, Round
220	98-7727	6	Screw-Head, Round
230	98-7728	1	Screw-Head, Round
240	98-7729	3	Bolt
250	98-7730	2	Nut
260	98-7731	2	Bolt
270	98-7732	1	Nut
280	110-3799	1	Regulator ASM



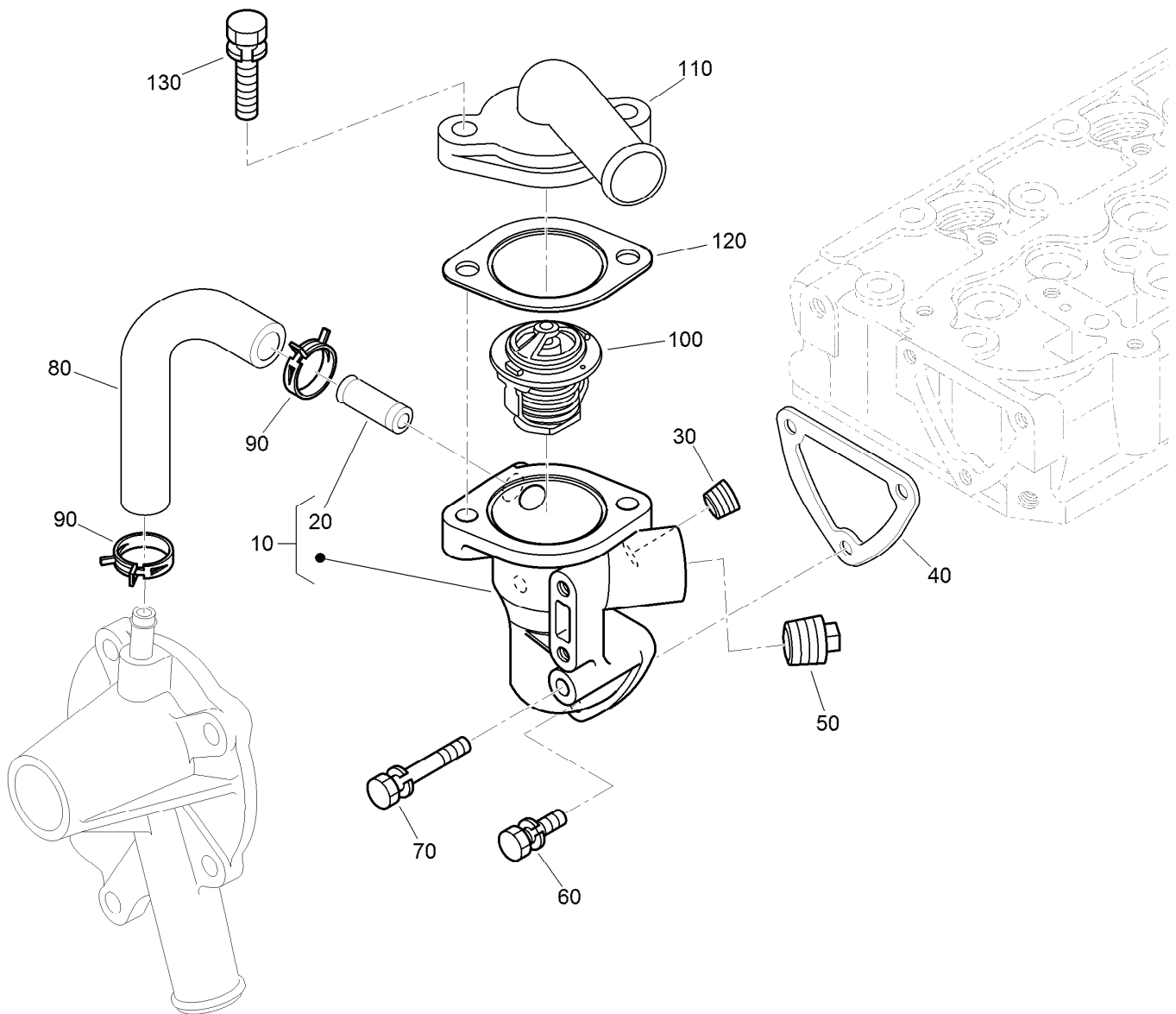
Starter and Flywheel Assembly

Ref.	Part Number	Qty.	Description
10	130-1294	1	Starter ASM
20	98-7697	2	Bolt
30	98-7534	2	Nut
50	98-7534	1	Nut
60	105-2893	1	Washer-Spring
70	130-1496	1	Flywheel ASM
80	127-1604	1	Gear-Ring
90	100-1930	5	Bolt-Flywheel
100	117-0323	1	Plate-End, Rear
110	110-3754	3	Bolt



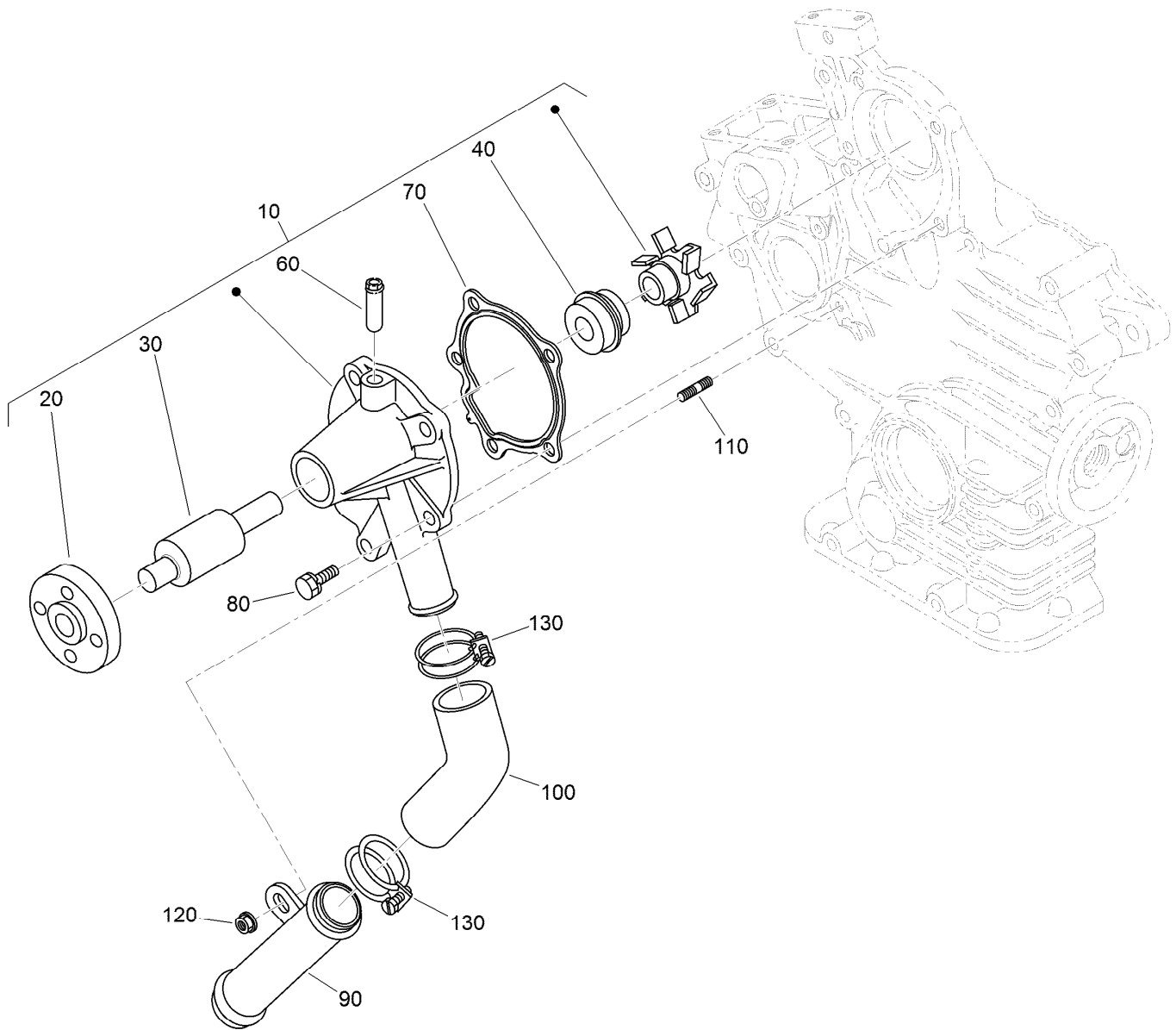
Starter Component Assembly

Ref.	Part Number	Qty.	Description	Ref.	Part Number	Qty.	Description
10	130-1294	1	Starter ASM	110	110-3810	1	Brush Holder ASM
20	110-3801	1	Armature	120	110-3811	1	Rear Bracket ASM
30	110-3802	1	Shaft ASM	130	110-3812	1	Bushing
40	120-3142	1	Gear-Internal	140	110-3813	1	Front Bracket ASM
50	110-3804	3	Gear-Planetary	150	110-3814	1	Bushing
60	110-3805	1	Clutch-Running, Over	160	110-3815	2	Bolt
70	110-3806	1	Stopper	170	110-3816	1	Fork Lever ASM
80	120-3143	1	Gasket	180	125-9099	1	Switch-Magnetic
90	110-3808	1	Ball	190	110-3818	1	Screws (Set Of 4)
100	130-1295	1	Yoke				



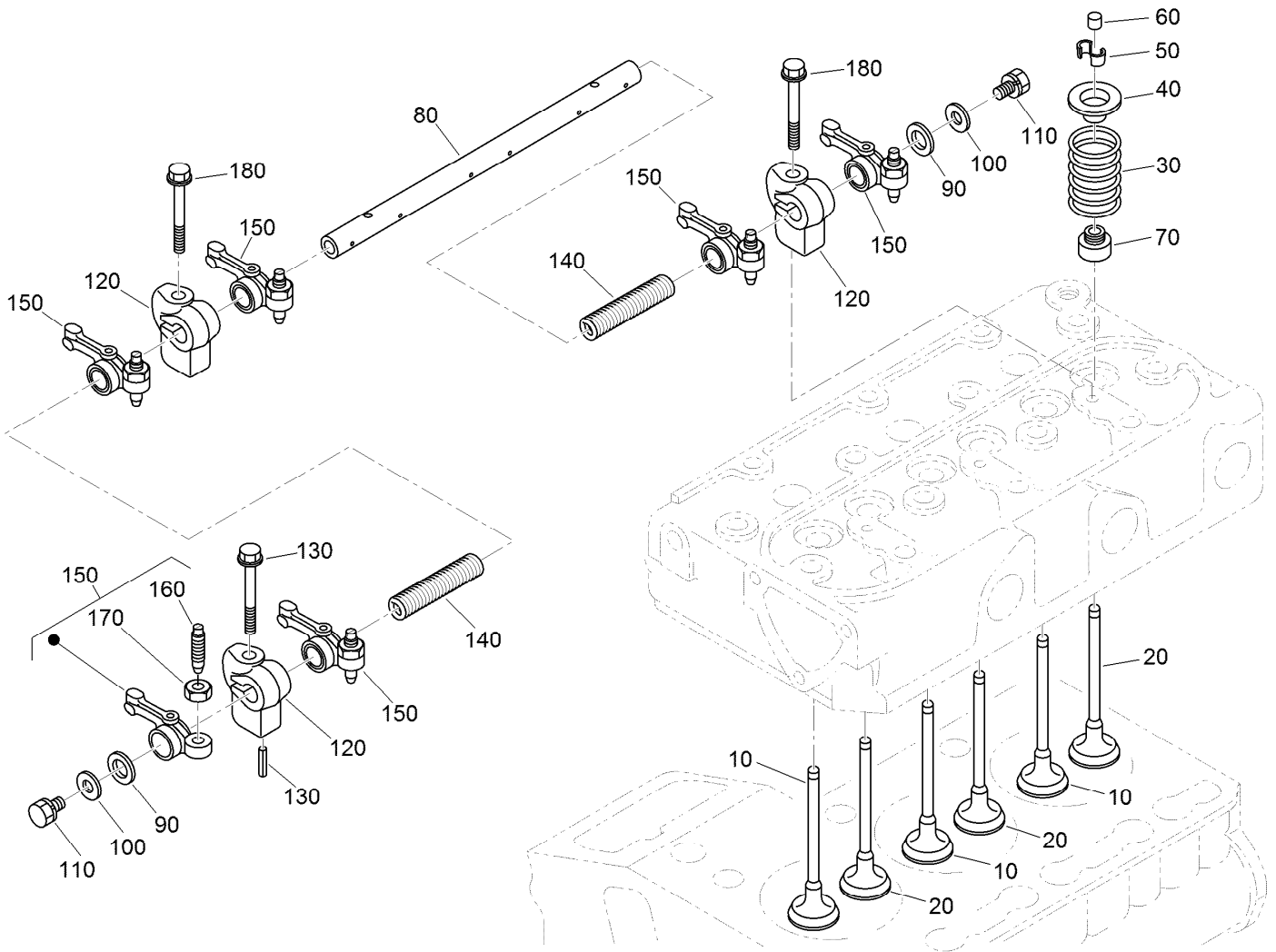
Water Flange and Thermostat Assembly

<i>Ref.</i>	<i>Part Number</i>	<i>Qty.</i>	<i>Description</i>
10	110-3819	1	Water Flange ASM
20	98-9580	1	Pipe-Return, Water
30	98-9444	1	Plug
40	110-3820	1	Gasket-Flange, Water
50	110-3821	1	Plug
60	98-7692	2	Bolt
70	125-9063	1	Bolt-Sems
80	110-3822	1	Pipe-Return, Water
90	125-9078	2	Clamp-Hose
100	98-7778	1	Thermostat ASM
110	110-3823	1	Cover-Thermostat
120	105-3748	1	Gasket-Thermostat
130	98-7777	2	Bolt



Water Pump and Water Pipe Assembly

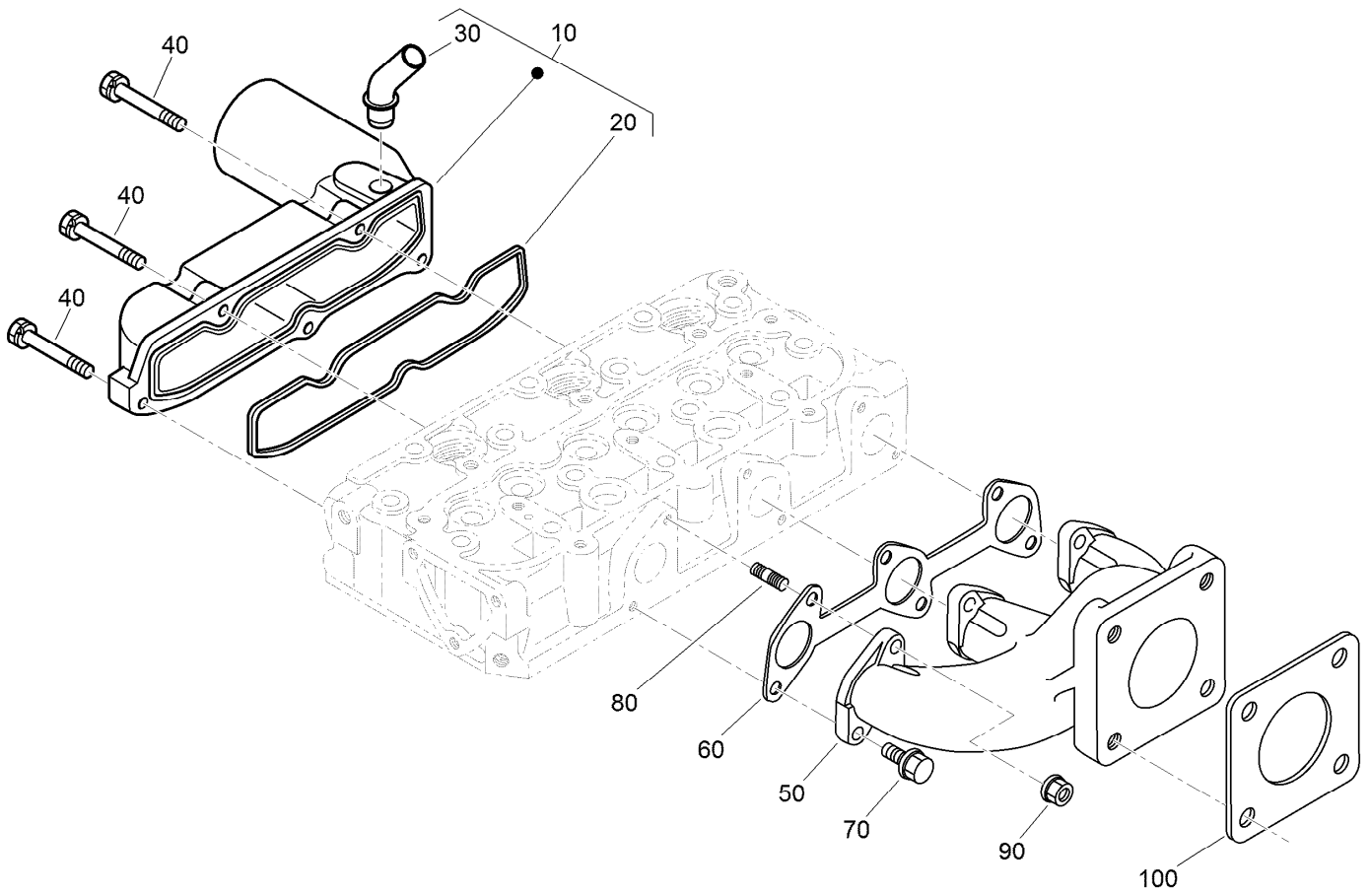
<i>Ref.</i>	<i>Part Number</i>	<i>Qty.</i>	<i>Description</i>
10	110-3824	1	Water Pump ASM
20	125-9081	1	Flange-Pump, Water
30	100-1934	1	Bearing-Ball
40	99-3518	1	Water Pump Seal ASM
60	100-1932	1	Pipe-Return, Water
70	117-0330	1	Gasket-Pump, Water
80	100-1750	4	Bolt
90	100-1918	1	Pipe-Water
100	110-3827	1	Pipe-Water
110	100-1924	1	Stud
120	100-2203	1	Nut-Flange
130	110-3828	2	Band-Pipe



Valve and Rocker Arm Assembly

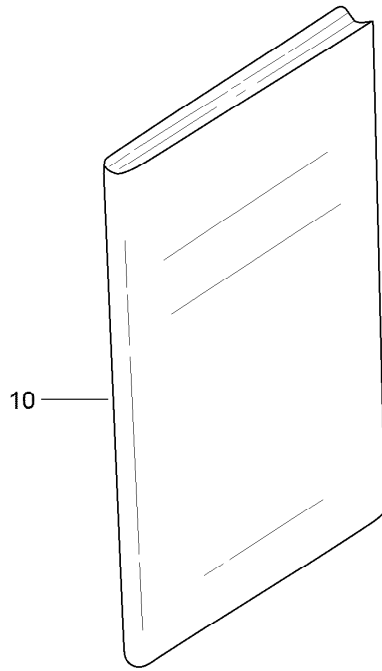
Ref.	Part Number	Qty.	Description
10	112-2514	3	Valve-Inlet
20	112-2515	3	Valve-Exhaust
30	100-1823	6	Spring-Valve
40	100-1825	6	Retainer-Spring, Valve
50	120-3136	6	Collet-Spring, Valve
60	100-2155	6	Cap-Valve
70	100-1797	6	Seal-Stem, Valve
80	112-8341	1	Shaft-Arm, Rocker
90	100-2044	2	Washer

Ref.	Part Number	Qty.	Description
100	110-3832	2	Washer-Plain
110	100-1762	2	Bolt
120	110-3833	3	Bracket-Arm, Rocker
130	98-7602	1	Pin-Spring
140	112-8342	2	Spring
150	100-1884	6	Rocker Arm ASM
160	100-1885	6	Screw-Adjusting
170	100-1827	6	Nut
180	110-3834	3	Bolt-Flange



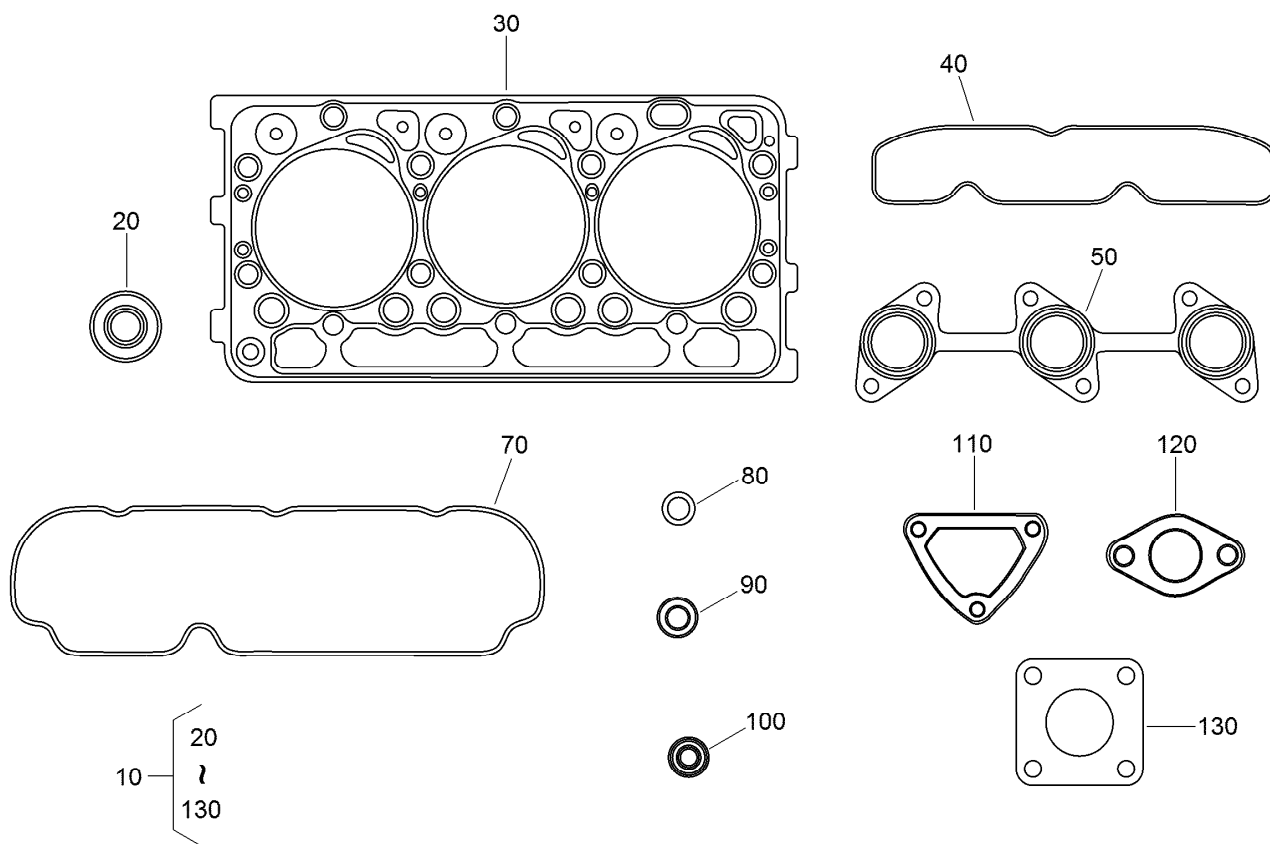
Inlet and Exhaust Manifold Assembly

<i>Ref.</i>	<i>Part Number</i>	<i>Qty.</i>	<i>Description</i>
10	120-3141	1	Intake Manifold ASM
20	110-3838	1	Gasket-Manifold, Intake
30	121-2417	1	Pipe-Breather
40	98-9352	5	Bolt
50	110-3839	1	Manifold-Exhaust
60	110-3840	1	Gasket-Manifold, Exhaust
70	130-1514	3	Bolt-Ubs
80	130-1156	3	Bolt-Stud
90	100-1778	3	Nut
100	99-8343	1	Gasket-Muffler



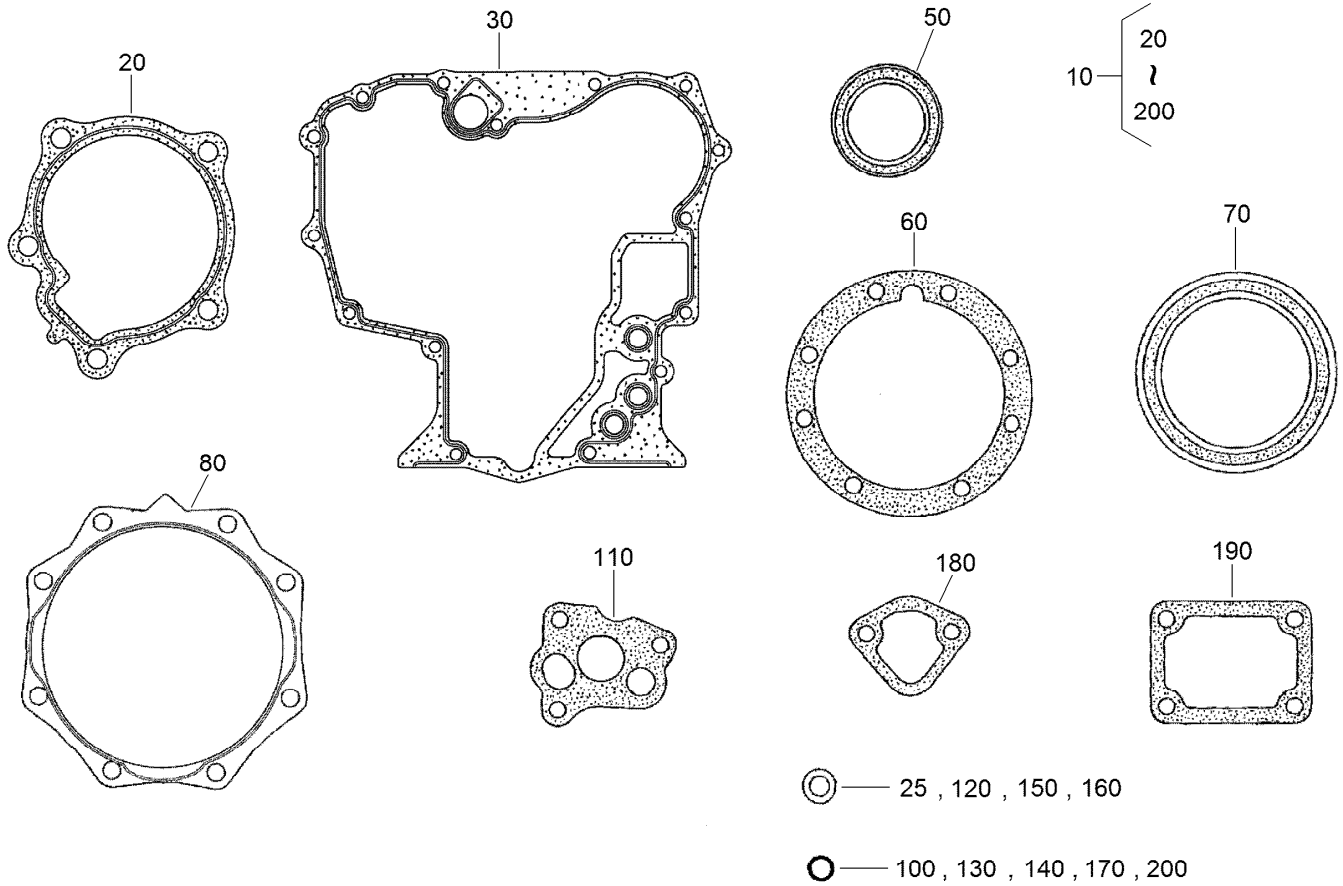
Miscellaneous Engine Parts

<i>Ref.</i>	<i>Part Number</i>	<i>Qty.</i>	<i>Description</i>
10	130-1513	1	Manual-Operator



Upper Engine Gasket Kit

Ref.	Part Number	Qty.	Description
10	130-1441	1	Upper Gasket Kit
20	100-1797	6	Seal-Stem, Valve
30	112-2520	1	Gasket-Head, Cylinder
40	110-3838	1	Gasket-Manifold, Intake
50	110-3840	1	Gasket-Manifold, Exhaust
70	112-2521	1	Gasket-Cover, Head
80	99-3446	1	O-Ring
90	98-7676	3	Gasket
100	98-7677	3	Seal-Heat
110	110-3820	1	Gasket-Flange, Water
120	105-3748	1	Gasket-Thermostat
130	99-8343	1	Gasket-Muffler



Lower Engine Gasket Kit

<i>Ref.</i>	<i>Part Number</i>	<i>Qty.</i>	<i>Description</i>	<i>Ref.</i>	<i>Part Number</i>	<i>Qty.</i>	<i>Description</i>
10	117-0331	1	Lower Gasket Kit	120	98-7654	1	Gasket
20	117-0330	1	Gasket-Pump, Water	130	105-3776	1	O-Ring
25	98-7524	1	Gasket	140	100-2207	1	O-Ring
30	117-0327	1	Gasket-Case, Gear	150	98-7654	2	Gasket
50	120-7852	1	Seal-Oil	160	110-9715	1	Gasket-Pan, Oil
60	100-1873	1	Gasket-Case, Bearing	170	100-2208	1	O-Ring
70	110-3724	1	Seal-Oil	180	98-9636	1	Gasket-Pump, Fuel
80	100-1876	1	Gasket-Cover, Case	190	100-1962	1	Gasket-Plate, Control
100	100-2209	1	O-Ring	200	110-3762	1	O-Ring
110	100-2003	1	Gasket-Pump, Oil				

Attachments and Accessories

For 74265TE Z Master Professional 7000 Series Riding Mower With 152cm TURBO FORCE Side Discharge Mower

Product Name	Model/Part
1.25in Spark Arrester Kit.....	105-1672
Blade-Mid Flow, 20.5in	105-7715-03
Blade-Lo Flow, 20.5in	105-7716-03
Blade-Hi Flow, 20.5in.....	105-7718-03
Blade-Recycler, 20.5in.....	105-7777-03
Blade-Atomic, 20.5in	105-8777-03
Recycler Kit	107-1611
Striping Kit	107-1630
Turbo Baffle Kit	107-1634
Light Kit.....	107-9880
6 Pack Blade, 20.5in Hi-Flow	108-1114
6 Pack-Blade, 20.5in Atomic.....	108-1115
6 Pack Blade, 20.5in Mid-Flow	108-1123
6 Pack-Blade, 20.5in Lo Flow	108-1128
Roller Striping Kit	108-2162
6 Pack-Blade, 20.5in Recycler.....	110-0405
DFS Vac Collection System Mounting Kit	110-0891
DFS Bagger Gusset Kit.....	110-3946
Hypr-Oil 500 (quart)	114-4713
Hypr-Oil 500 (gallon).....	114-4714
Hypr-Oil 500-5 (5 gallon).....	114-4715
Bimini Folding Shade Assembly	115-4510
Vac Collection System	78514
Chute Gate Kit	78521
Filter Minder Gauge	99-4664
Hitch Kit	99-8925

Notes:



Count on it.