



Count on it.

Parts Catalog

Reelmaster® 3100-D

Traction Unit With Sidewinder®

Model No. 03171—Serial No. 31000001 and Up



Ordering Replacement Parts

To order replacement parts, please supply the part number, the quantity, and the description of each part desired.

Understanding Reference Numbers

Each identified part in an illustration has a reference number. The reference number for a part also appears in the parts list, along with other information about the part.

This catalog uses two special reference number formats, one to indicate parts in a service assembly and another to indicate the quantity of a given part in an illustration.

Service Assembly Reference Numbers

Parts in service assemblies have reference numbers in the form a:b. The a represents the reference number of the entire service assembly and the b represents a sequential number unique to each part within the service assembly.

For example, a wheel assembly might be identified by reference number 6, the tire by 6:1, the valve by 6:2, and the wheel by 6:3. When you order the assembly identified by reference number 6, you receive all parts identified by reference numbers 6:1, 6:2, and 6:3. However, you may also order any part individually. Reference numbers of this type appear in illustration and in parts lists.

Reference Numbers Indicating Quantity

In an illustration, if a reference number indicates more than one part, the reference number has the form nX y. The n represents the quantity of the part, the X is the multiplication symbol, and the y represents the reference number.

For example, in an illustration, the reference number 2X 37 means that two of the parts identified by reference number 37 are indicated.

List of Abbreviations

AR: as required

ASM: assembly

BBC: blade brake control

BHTF: button head thread forming

CARR: carriage

CCW: counter clockwise

CW: clockwise

DEG: degrees

DPA: Dual Point Adjustment

ECM: electronic control module

EXT: external

FH: flat head

GA: gauge

HD: heavy-duty

HF: hex flange

HH: hex head

HHF: hex head flange

HHFTF: hex head flange thread forming

HJ: hex jam

HLH: hex lag head

HOC: height-of-cut

HP: high pressure

HSBH: hex socket button head

HSFH: hex socket flat head

HSH: hex socket head

HWH: hex washer head

HWHTF: hex washer head thread forming

HYD: hydraulic

LH: left hand

LP: low pressure

LPG: Liquefied Petroleum Gas

NI: nylon insert

NPTF: national pipe thread fine

PFH: phillips flat head

PPH: phillips pan head

PPHTF: phillips pan head thread forming

PRH: phillips round head

PTH: phillips truss head

PTO: power-take-off

RH: right hand

ROPS: roll-over protection system

RRB: rear roller brush

SFH: slotted fillister head

SHH: slotted hex head

SHWH: slotted hex washer head

SPH: slotted pan head

SQH: square head

SRH: slotted round head

STD: standard

TAP: self tapping

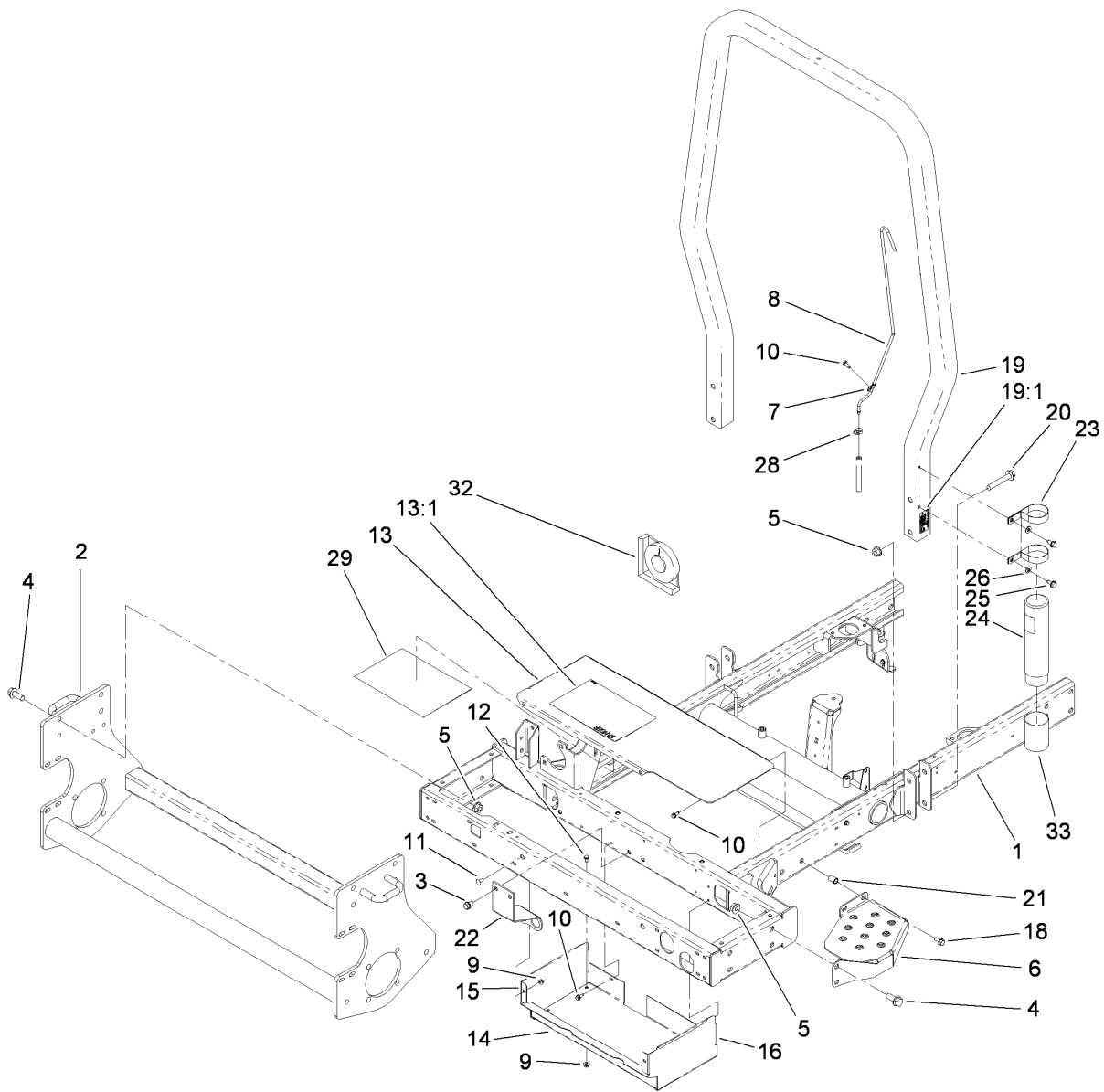
TTH: torx truss head

Contents

Frame and Platform Assembly	5
Front Wheel and Brake Assembly	6
Brake Assembly No. 104-7705	8
Steering Column Assembly	9
Steering Valve Assembly No. 104-5180	10
Rear Fork and Tire Assembly	11
Hydraulic Cylinder Assembly No. 94-8141	13
Hydraulic Motor Assembly No. 95-8694	14
Control Panel Assembly	15
Front Platform Assembly	16
Traction Pedal Assembly	17
Control Valve Installation Assembly	18
2-Spool Control Valve Assembly No. 95-8581	19
Rear Lift Arm Assembly	20
Hydraulic Cylinder Assembly No. 112-9916	21
Neutral Arm Assembly	22
Engine Assembly	23
Air Cleaner and Muffler Assembly	24
Air Cleaner Assembly No. 93-2190	25
Radiator Assembly	26
Hood Assembly	27
Fuel System Assembly	28
Manifold Block Assembly	30
Hydraulic Manifold Assembly No. 108-9037	31
Hydraulic Tank Assembly	32
Hydrostat Assembly	33
Piston Pump Assembly No. 104-4890	35
Gear Pump Assembly No. 95-8601	36
Carrier Assembly	37
Scissor Assembly	38
Reel Motor Assembly	39
Gear Motor Assembly No. 115-8250	40
Battery Assembly	41
Parking Brake Assembly	42
Seat Assembly	43
Crankcase Assembly	44
Oil Pan Assembly	45
Cylinder Head Assembly	46
Gear Case and Oil Filter Cartridge Assembly	47
Cylinder Head Cover Assembly	48
Dipstick and Guide Assembly	49
Main Bearing Case Assembly	50
Camshaft and Idle Gear Shaft Assembly	51
Piston and Crankshaft Assembly	52
Flywheel Assembly	53
Fuel Camshaft and Governor Shaft Assembly	54
Idle Apparatus and Stop Solenoid Assembly	55
Injection Pump Assembly	56
Governor Assembly	57
Speed Control Plate Assembly	58
Nozzle Holder and Glow Plug Assembly	59
Nozzle Holder Assembly	60
Alternator and Pulley Assembly	61
Alternator Components Assembly	62

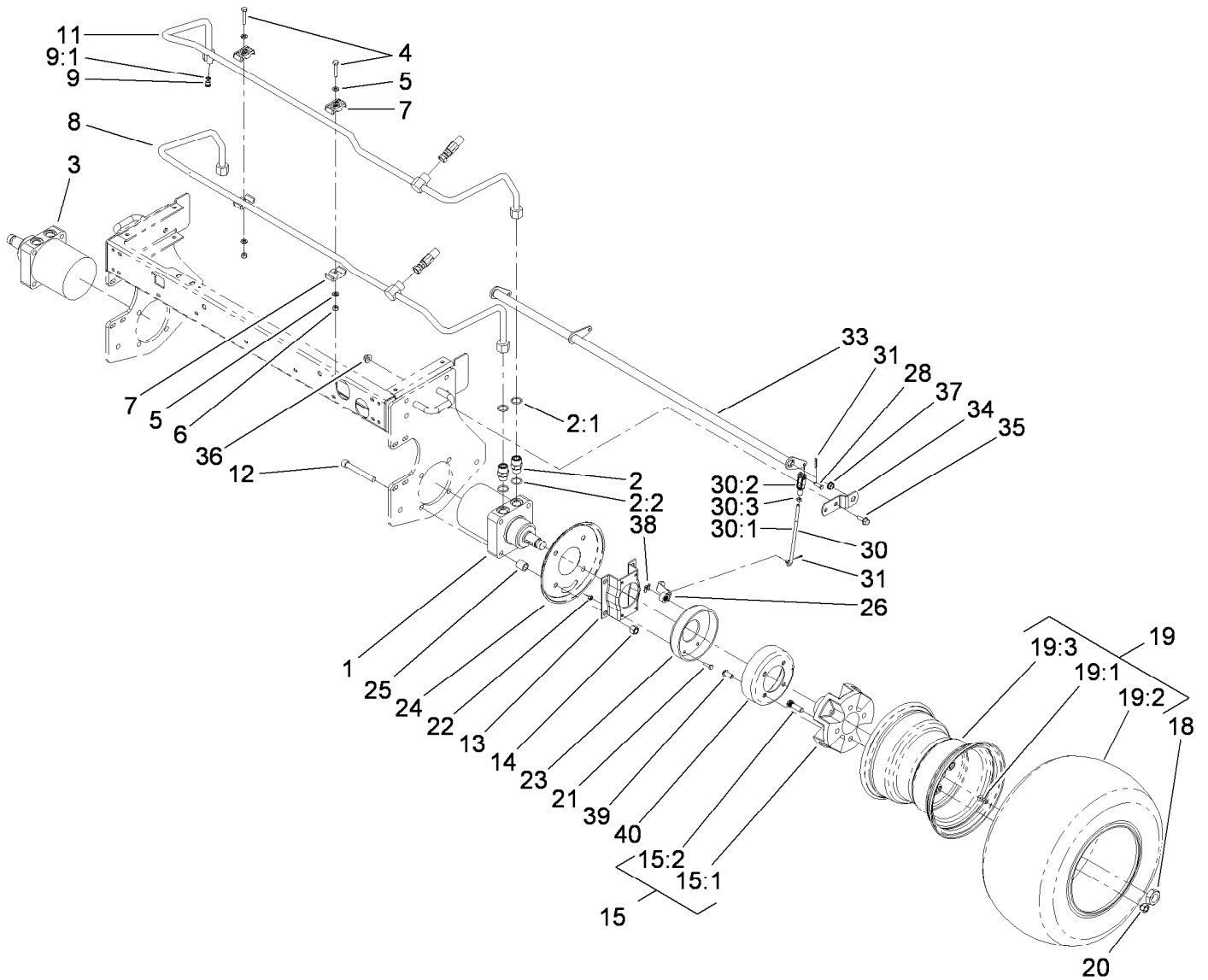
Contents (continued)

Starter Assembly	63
Starter (Component Part) Assembly No. 98-9705	64
Water Flange and Thermostat Assembly	65
Water Pump Assembly	66
Valve and Rocker Arm Assembly	67
Inlet and Exhaust Manifold Assembly	68
Operator Manual and Miscellaneous Engine Parts	69
Upper and Lower Gasket Kit	70
Attachments and Accessories	71



Frame and Platform Assembly

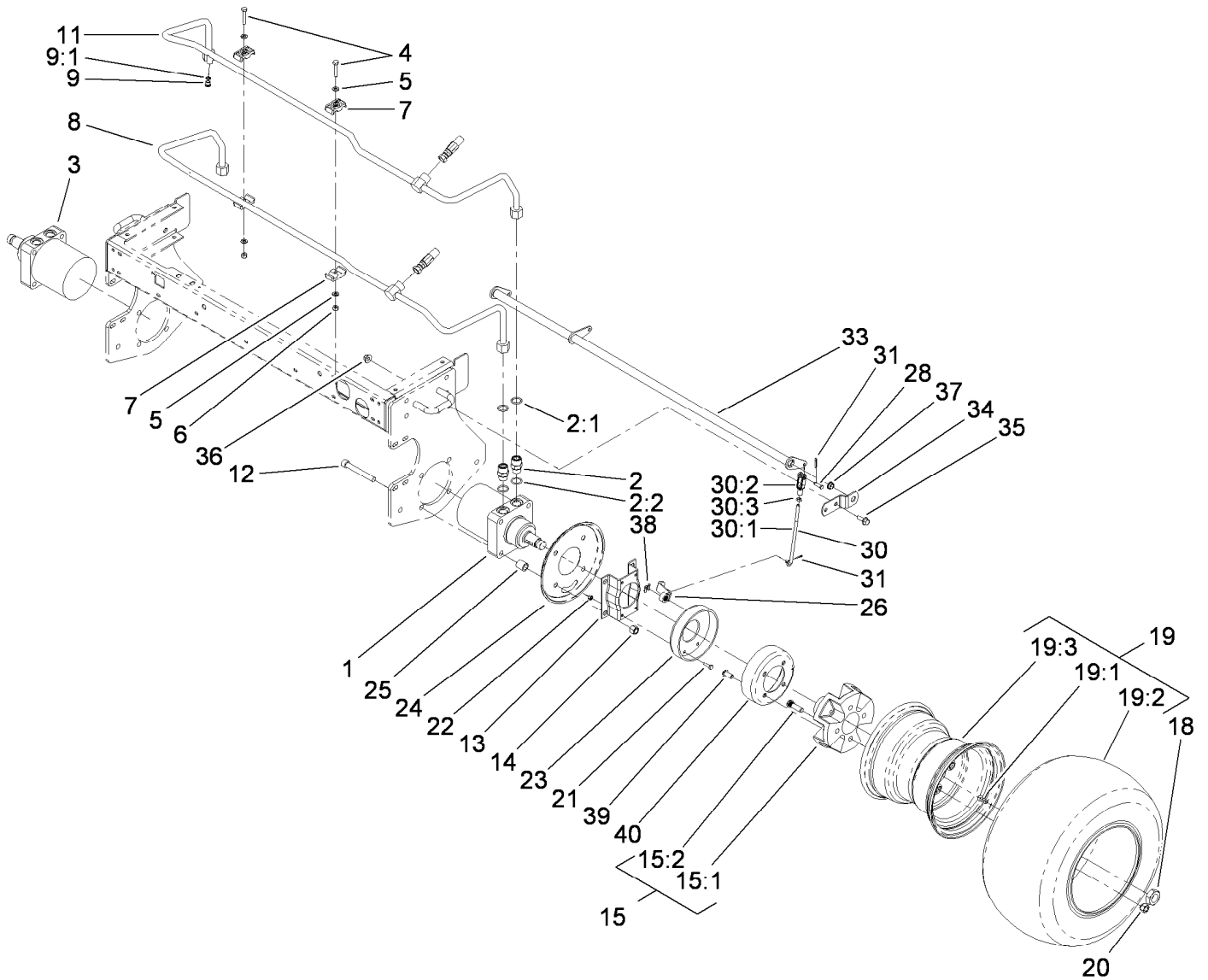
<i>Ref.</i>	<i>Part Number</i>	<i>Qty.</i>	<i>Description</i>	<i>Ref.</i>	<i>Part Number</i>	<i>Qty.</i>	<i>Description</i>
1	95-8590-03	1	Frame ASM	15	99-3431-03	1	End-Toolbox, RH
2	95-8568-03	1	Frame-Lower	16	99-3432-03	1	End-Toolbox, LH
3	32144-15	2	Screw-HHFTF	18	3234-5	2	Screw-HHF
4	3234-38	8	Screw-HHF	19	107-7833	1	ROPS ASM
5	32128-49	12	Nut-HHF	19:1	107-7831	1	Decal-ROPS
6	99-3375-03	1	Step	20	3234-40	4	Screw-HF
7	2412-72	3	Clip-Closed, Insulated	21	32148-8	2	Insert-Threaded
8	95-8615	1	Tube-Breather	22	115-3417-03	1	Bracket-Bulkhead, Scissor
9	32128-33	6	Nut-HF	23	104-7050	1	Tube-Manual
10	32144-10	11	Screw-HWH	24	2412-133	2	R-Clamp
11	3229-11	2	Screw-CARR	25	32144-70	2	Screw-HWHTF
12	3234-13	4	Screw-HHF	26	3256-23	2	Washer-Flat
13	99-3504	1	Toolbox Cover ASM	28	2412-108	1	Clamp-Worm
13:1	104-5181	1	Decal-Danger, Ce	29	117-5104	1	Decal-Service
13:1	99-3496	1	Decal-Danger	32	99-3503	1	Indicator-Angle
14	99-3430-03	1	Bottom-Toolbox	33	104-7048	1	Cap-Housing



Front Wheel and Brake Assembly

Ref.	Part Number	Qty.	Description	Ref.	Part Number	Qty.	Description
1	110-8785	1	HYD Motor ASM (CCW)	15:2	10-6830	4	Stud-Type, Drive
2	340-7	4	Adapter	18	26-3790	2	Nut-Lock
2:1	237-65	1	O-Ring	19	19	2	Tire And Wheel ASM ●
2:2	237-80	1	O-Ring	19:1	232-27	1	Stem-Valve
3	110-8786	1	HYD Motor ASM (CW)	19:2	104-0451	1	Tire-Turf, Trac
4	322-9	2	Screw-HH	19:3	104-0452	1	Rim-Wheel
5	3256-23	4	Washer-Flat	20	242-50	8	Nut-Lug
6	3296-29	2	Nut-Lock, NI	21	321-5	8	Screw-HH
7	56-7971	4	Clamp-Tube	22	3296-42	8	Nut-Lock, NI
8	95-8783	1	Tube ASM	23	104-7705	2	Brake ASM
9	353-990	1	Plug ASM	24	104-0485-03	2	Shield-Wheel
9:1	237-78	1	O-Ring	25	92-1715	8	Spacer
11	95-8784	1	Tube ASM	26	114-2726	2	Lever-Brake
12	3274-99	8	Screw-HSH	28	283-1	2	Pin-Clevis
13	84-2000-03	2	Bracket-Brake	30	115-6672	2	Brake Lever ASM
14	3296-23	8	Nut-Lock, NI	30:1	104-4627	1	Rod-Adjusting
15		2	Wheel Hub / Stud ASM ●	30:2	1-303105	1	Yoke-Adjustable
15:1	104-0462-03	1	Hub-Wheel	30:3	3220-2	1	Nut-Jam

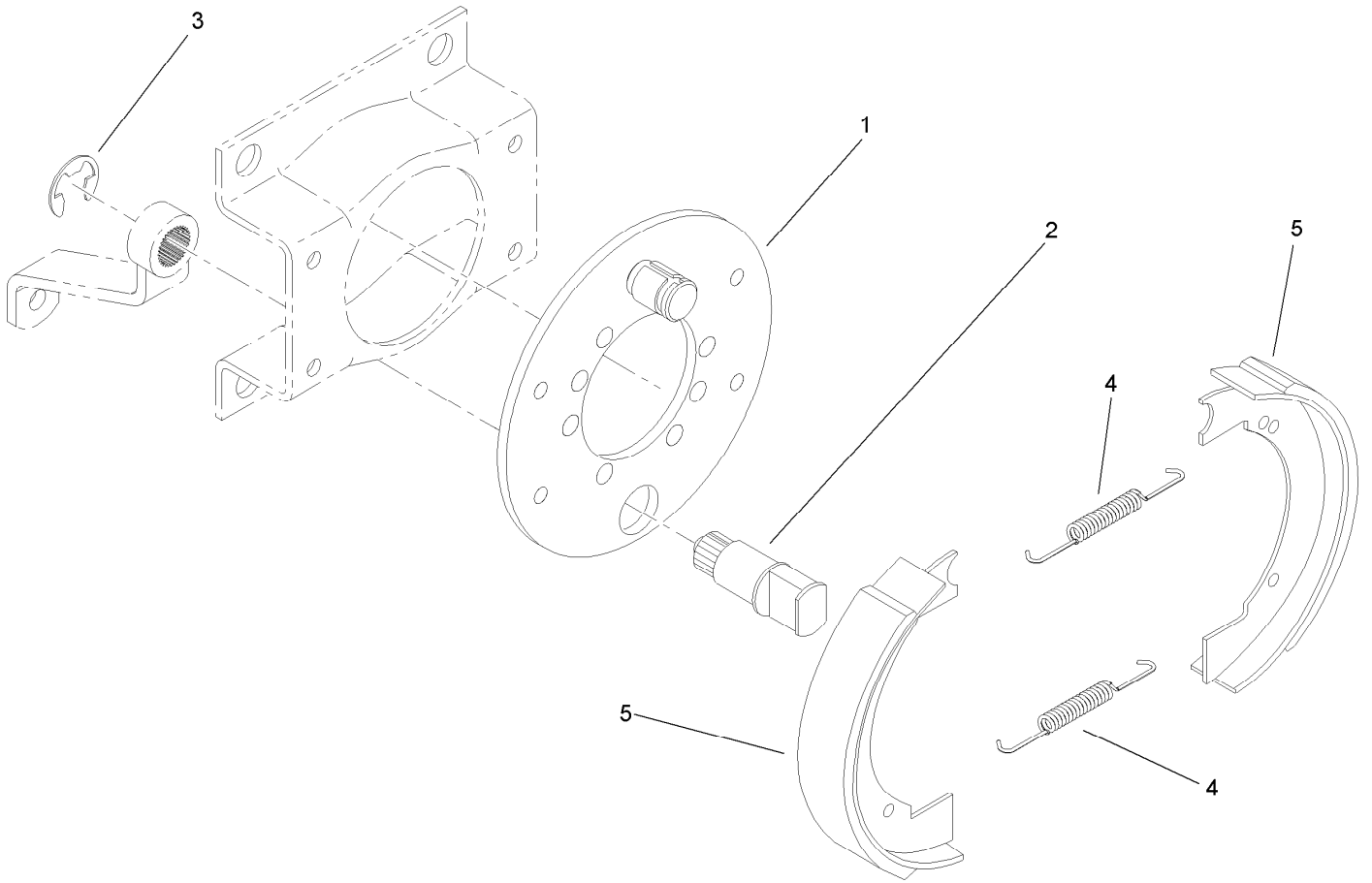
● Not serviced separately



Front Wheel and Brake Assembly (continued)

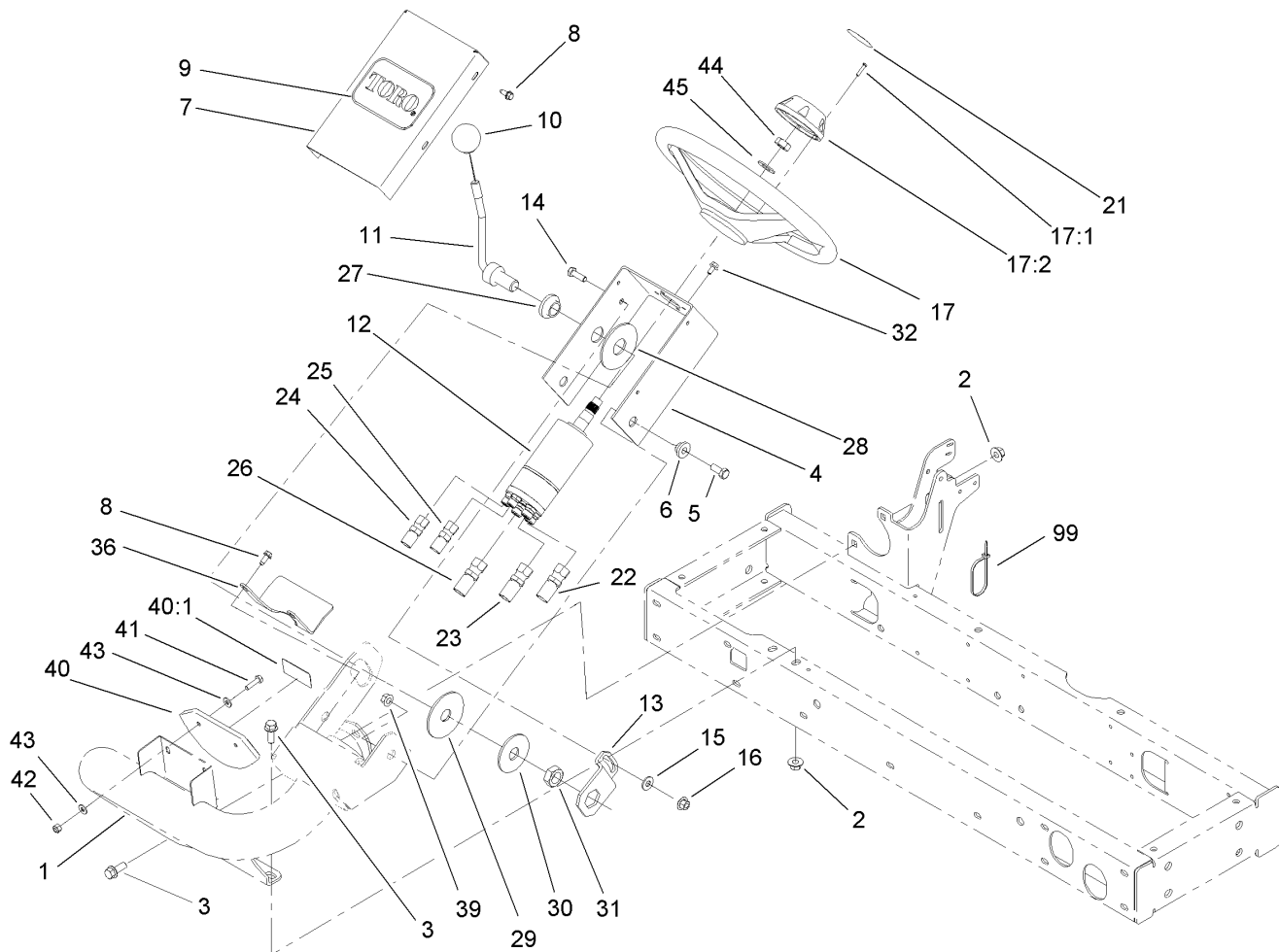
Ref.	Part Number	Qty.	Description	Ref.	Part Number	Qty.	Description
31	3272-6	4	Pin-Cotter	37	256-156	2	Bushing-Flange
33	104-4625-03	1	Shaft-Pivot, Brake	38	104-7706	2	E-Ring, Bowed
34	95-8683	2	Bracket-Pivot, Brake	39	3274-105	8	Screw-HSBH
35	3234-11	4	Screw-HHF	40	104-4809	2	Drum-Brake
36	32128-43	4	Nut-Flange				

● Not serviced separately



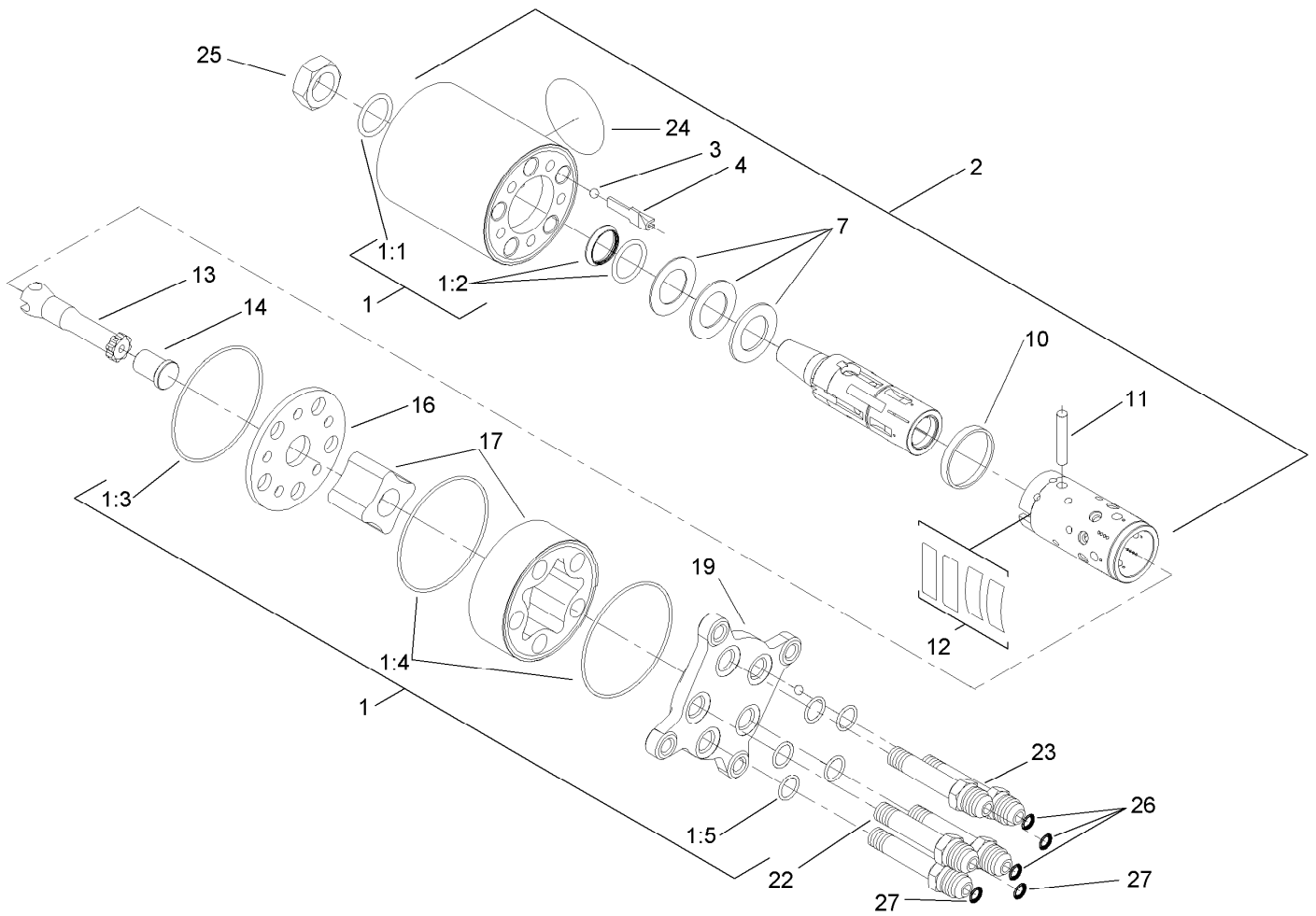
Brake Assembly No. 104-7705

<i>Ref.</i>	<i>Part Number</i>	<i>Qty.</i>	<i>Description</i>
1	70-9870	1	Plate-Backing
2	104-7707	1	Shaft-Cam, Brake
3	104-7706	1	E-Ring, Bowed
4	70-9880	2	Spring-Return
5	70-9840	2	Shoe-Brake



Steering Column Assembly

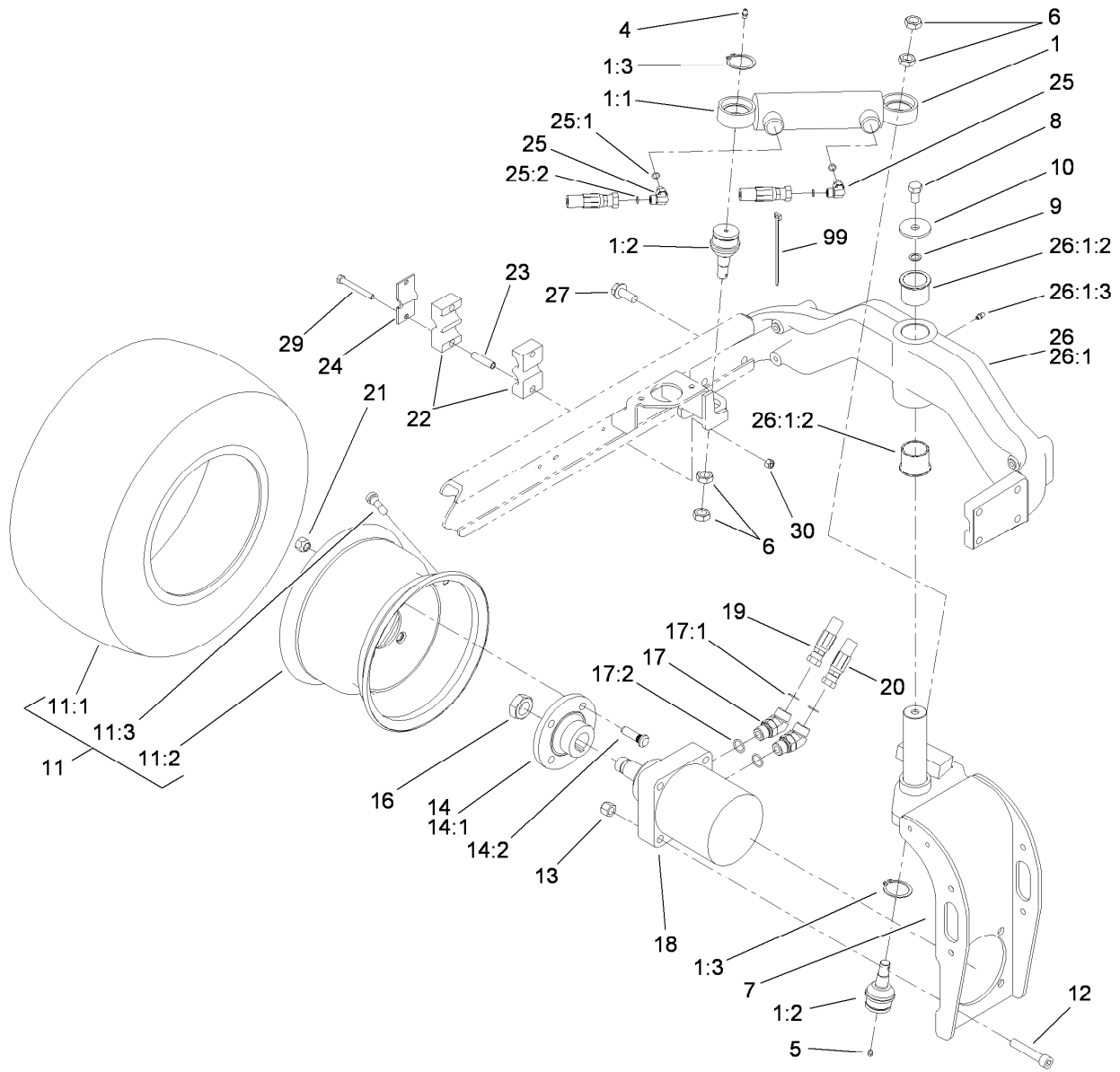
<i>Ref.</i>	<i>Part Number</i>	<i>Qty.</i>	<i>Description</i>	<i>Ref.</i>	<i>Part Number</i>	<i>Qty.</i>	<i>Description</i>
1	105-8536-01	1	Arm-Steering	23	95-8843	1	Hose-HYD
2	32128-43	4	Nut-Flange	24	95-8844	1	Hose ASM
3	3234-11	4	Screw-HHF	25	95-8845	1	Hose ASM
4	104-5185-01	1	Bracket-Valve, Steering	26	95-8846	1	Hose-HYD
5	323-5	2	Screw-HH	27	99-3502	1	Boss
6	93-5988	2	Hub-Pivot	28	31-0390	1	Disc-Friction
7	95-8794-01	1	Cover-Valve, Steering	29	82-9010	1	Disc-Friction
8	32144-10	5	Screw-HWH	30	80-2930	1	Washer-Flat
9	67-1300	1	Decal	31	3218-7	1	Nut-Jam
10	233-48	1	Knob	32	33103-012	4	Screw-HHF
11	95-8798-03	1	Lever-Steering	36	99-3405-01	1	Shield-Steering
12	104-5180	1	Steering Valve ASM	39	32128-21	2	Nut-HF
13	80-2880	1	Bracket-Tilt	40	100-4929	1	Slope Indicator ASM
14	322-5	1	Screw-HH	40:1	107-7801	1	Decal-Danger, Ce
15	3256-3	1	Washer-Flat	40:1	100-4837	1	Decal-Danger
16	32128-44	1	Nut	41	321-7	2	Screw-HH
17	75-0560	1	Steering Wheel ASM	42	3296-42	2	Nut-Lock, NI
17:1	32144-21	1	Screw	43	3256-22	4	Washer-Flat
17:2	68-5140	1	Cap-Wheel, Steering	44	3296-33	1	Nut-Lock, NI
21	68-5370	1	Decal	45	3256-27	1	Washer-Flat
22	95-8842	1	Hose-HYD	99	3290-378	2	Tie-Cable



Steering Valve Assembly No. 104-5180

Ref.	Part Number	Qty.	Description
1	106-6716	1	Seal Kit
1:1		1	Ring-Seal, Dust ●
1:2		1	Seal-Shaft ●
1:3		1	Ring-Retaining ●
1:4		2	Ring-Retaining ●
1:5		5	Ring-Retaining ●
2		1	Housing ●
3		1	Ball ●
4		1	Stop-Ball ●
7		1	Bearing ASM ●
10		1	Ring ●
11		1	Pin-Cross ●
12		1	Springs ●
13		1	Shaft ●
14		1	Spacer ●
16		1	Plate-Distributor ●
17		1	Gearwheel Set ●
19		1	Cover-End ●
22		1	Screw-Special ●
23		4	Screw-Special ●
24		1	Plate-Name ●
25	3296-33	1	Nut-Lock, NI
26	237-22	3	O-Ring
27	237-21	2	O-Ring

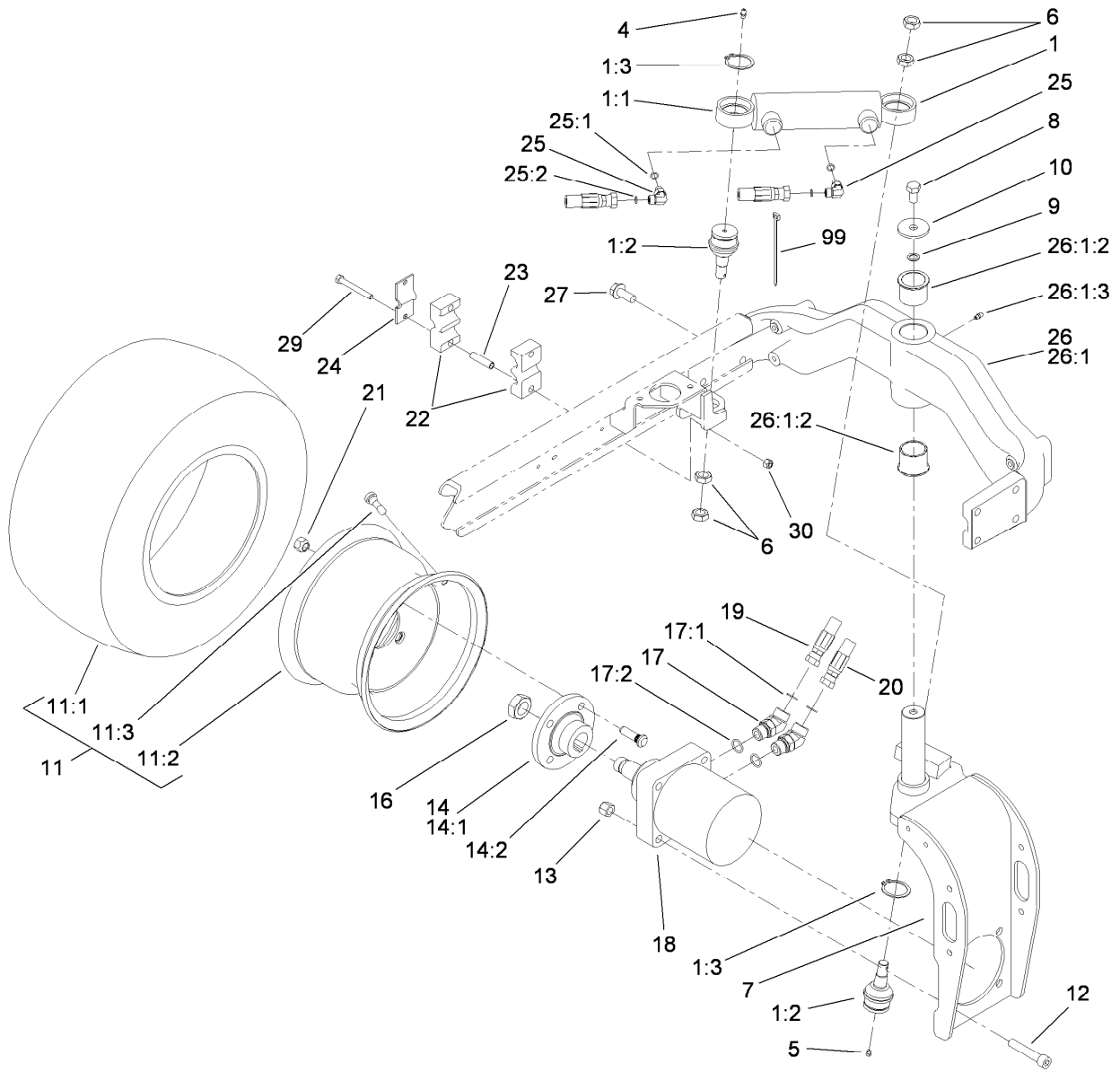
● Not serviced separately



Rear Fork and Tire Assembly

Ref.	Part Number	Qty.	Description	Ref.	Part Number	Qty.	Description
1		1	Steering Cylinder / Balljoint ASM ●	14		1	Wheel Hub / Stud ASM ●
1:1	94-8141	1	HYD Cylinder ASM	14:1	10-6870-03	1	Hub-Wheel
1:2	106-6774	2	Joint-Ball	14:2	10-6830	4	Stud-Type, Drive
1:3	32151-104	2	Ring-Retaining, External	16	26-3790	1	Nut-Lock
4	302-5	1	Fitting-Grease	17	340-14	2	Fitting-HYD, 45 DEG
5	302-59	1	Plug-Threaded	17:1	237-65	1	O-Ring
6	3220-6	4	Nut-Jam	17:2	237-80	1	O-Ring
7	95-8905-01	1	Fork-Rear	18	95-8694	1	HYD Motor ASM
8	325-3	1	Screw-HH	19	105-1221	1	Hose ASM
9	3255-2	1	Washer-Lock / EXT	20	105-1222	1	Hose ASM
10	75-7730	1	Washer-Thrust	21	242-50	4	Nut-Lug
11		1	Tire And Wheel ASM ●	22	82-8170	2	Clamp
11:1	95-8656	1	Tire-4-Ply Turf-Trac	23	93-7960	2	Spacer
11:2	95-8657	1	Rim-Wheel	24	93-7961	1	Clamp-Drain, Case
11:3	232-27	1	Stem-Valve	25	340-132	2	Fitting-HYD, 90 DEG
12	3274-93	4	Screw-HSH	25:1	237-78	1	O-Ring
13	3296-23	4	Nut-Lock, NI	25:2	237-21	1	O-Ring
				26	107-7828-03	1	Casting-Rear

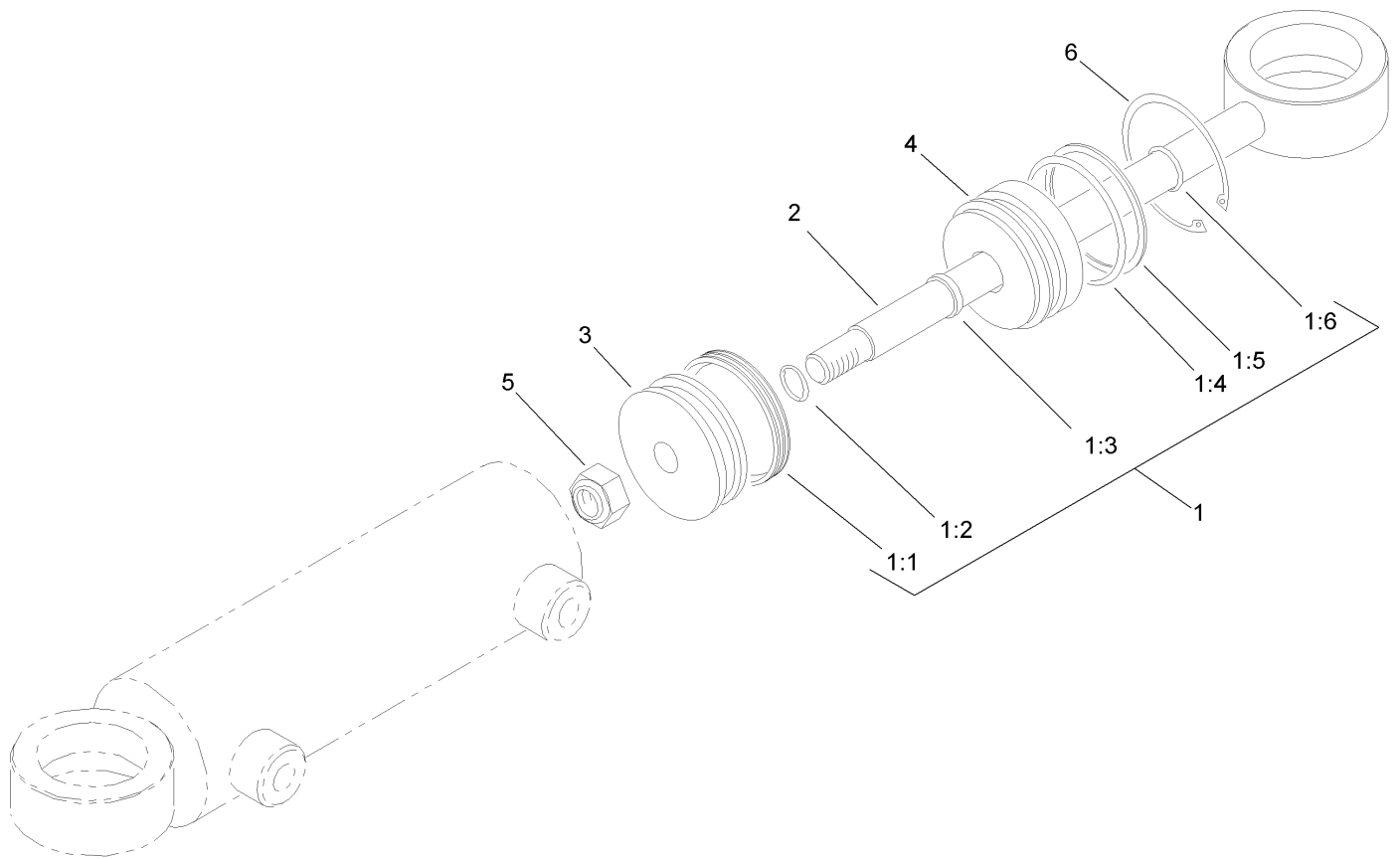
● Not serviced separately



Rear Fork and Tire Assembly (continued)

Ref.	Part Number	Qty.	Description	Ref.	Part Number	Qty.	Description
26:1		1	Rear Casting ASM ●	29	322-13	2	Screw-HH
26:1:2	95-8805	2	Bushing	30	3296-29	2	Nut-Lock, NI
26:1:3	302-5	1	Fitting-Grease	99	3290-378	5	Tie-Cable
27	3234-38	8	Screw-HHF				

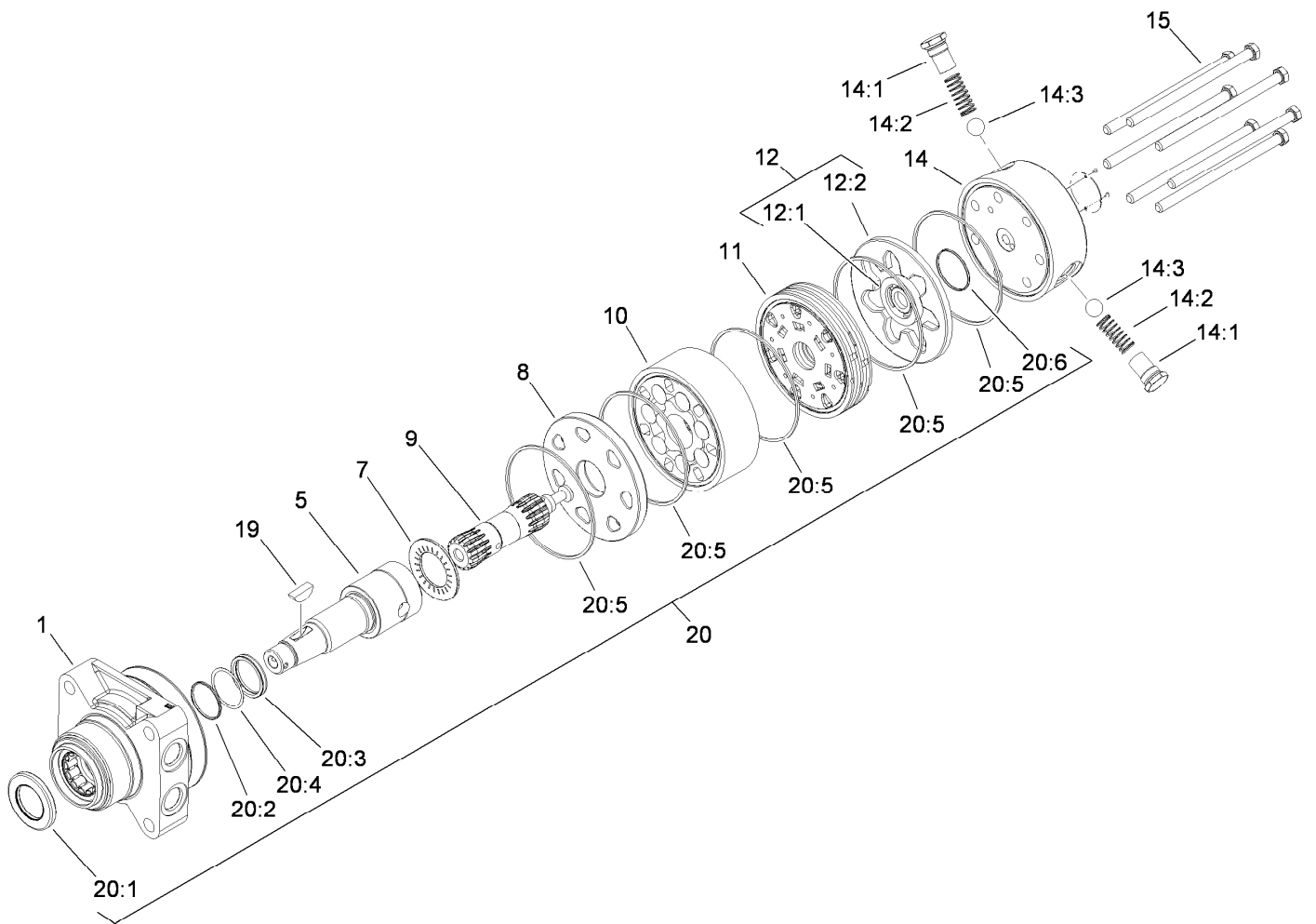
● Not serviced separately



Hydraulic Cylinder Assembly No. 94-8141

<i>Ref.</i>	<i>Part Number</i>	<i>Qty.</i>	<i>Description</i>
1	86-5390	1	Seal Kit
1:1		1	Uniring ●
1:2		1	Ring-Retaining ●
1:3		1	Seal-Rod ●
1:4		1	Ring-Retaining ●
1:5		1	Ring-Backup ●
1:6		1	Ring-Retaining ●
2		1	Rod ●
3		1	Piston ●
4		1	Gland ●
5		1	Nut-Lock ●
6		1	Ring-Retaining ●

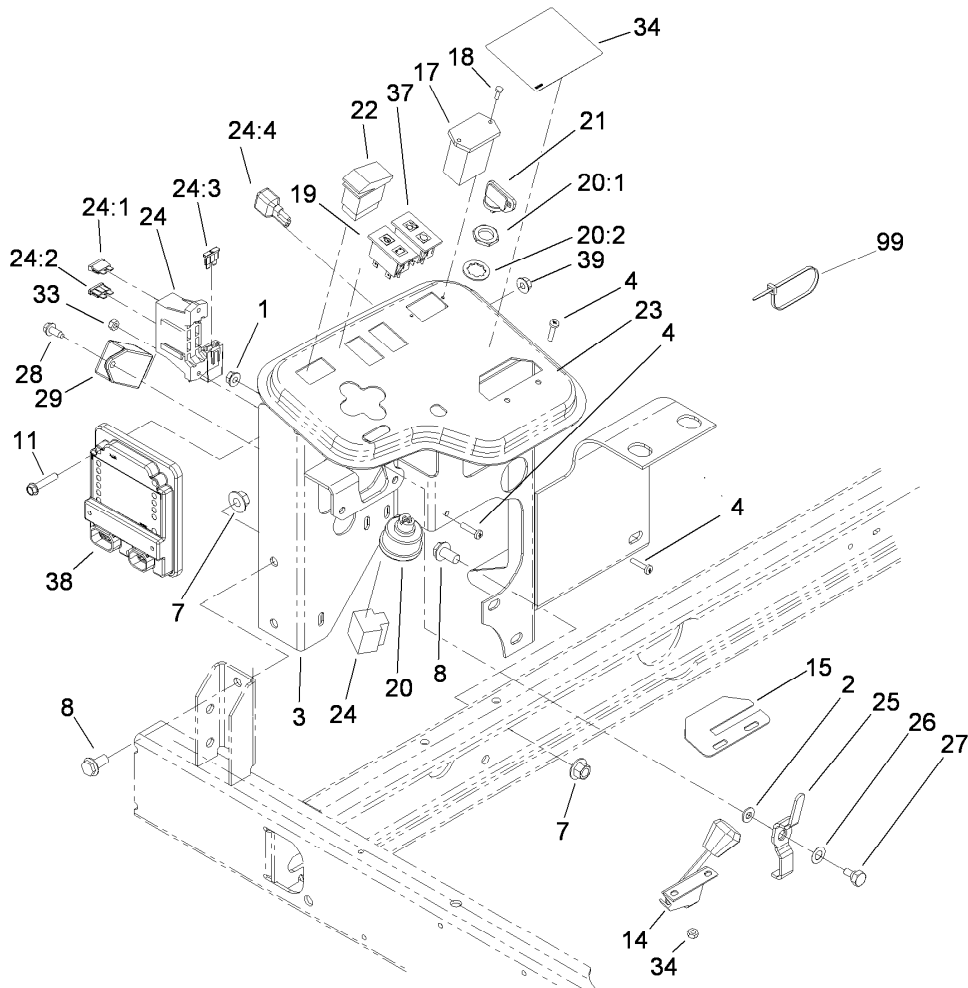
● Not serviced separately



Hydraulic Motor Assembly No. 95-8694

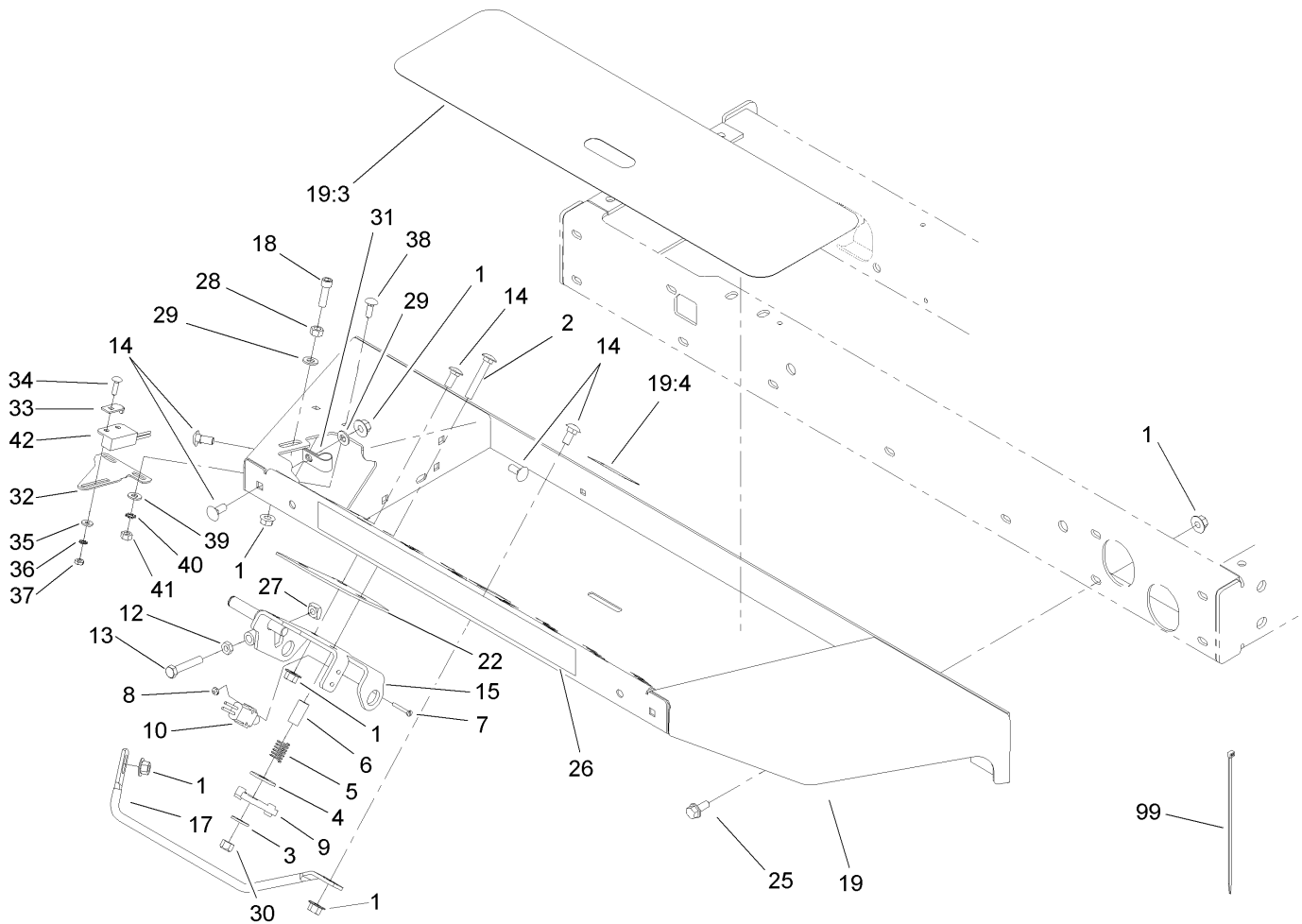
Ref.	Part Number	Qty.	Description	Ref.	Part Number	Qty.	Description
1	76-0810	1	Housing ASM	14:2	99-3541	1	Spring
5	99-3090	1	Shaft-Coupling	14:3	99-3540	1	Ball
7	76-0850	1	Bearing-Thrust	15	99-3536	7	Screw-HH
8	76-0870	1	Plate-Wear	19	3257-42	1	Key-Woodruff
9	99-3537	1	Link-Drive	20	94-8178	1	Seal Kit
10	99-3539	1	Set-Rotor	20:1		1	Seal-Dirt And Water ●
11	99-3535	1	Manifold	20:2		1	Backup-Ring ●
12	76-0880	1	Commutator ASM	20:3		1	Seal-Shaft ●
12:1		1	Commutator ●	20:4		1	Washer-Backup ●
12:2		1	Ring-Commutator ●	20:5		5	Seal-Square, Ring (Inner) ●
14	99-3538	1	End Cover ASM	20:6		1	Seal-Commutator ●
14:1		1	Spring Cap And O-Ring ASM ●				

● Not serviced separately



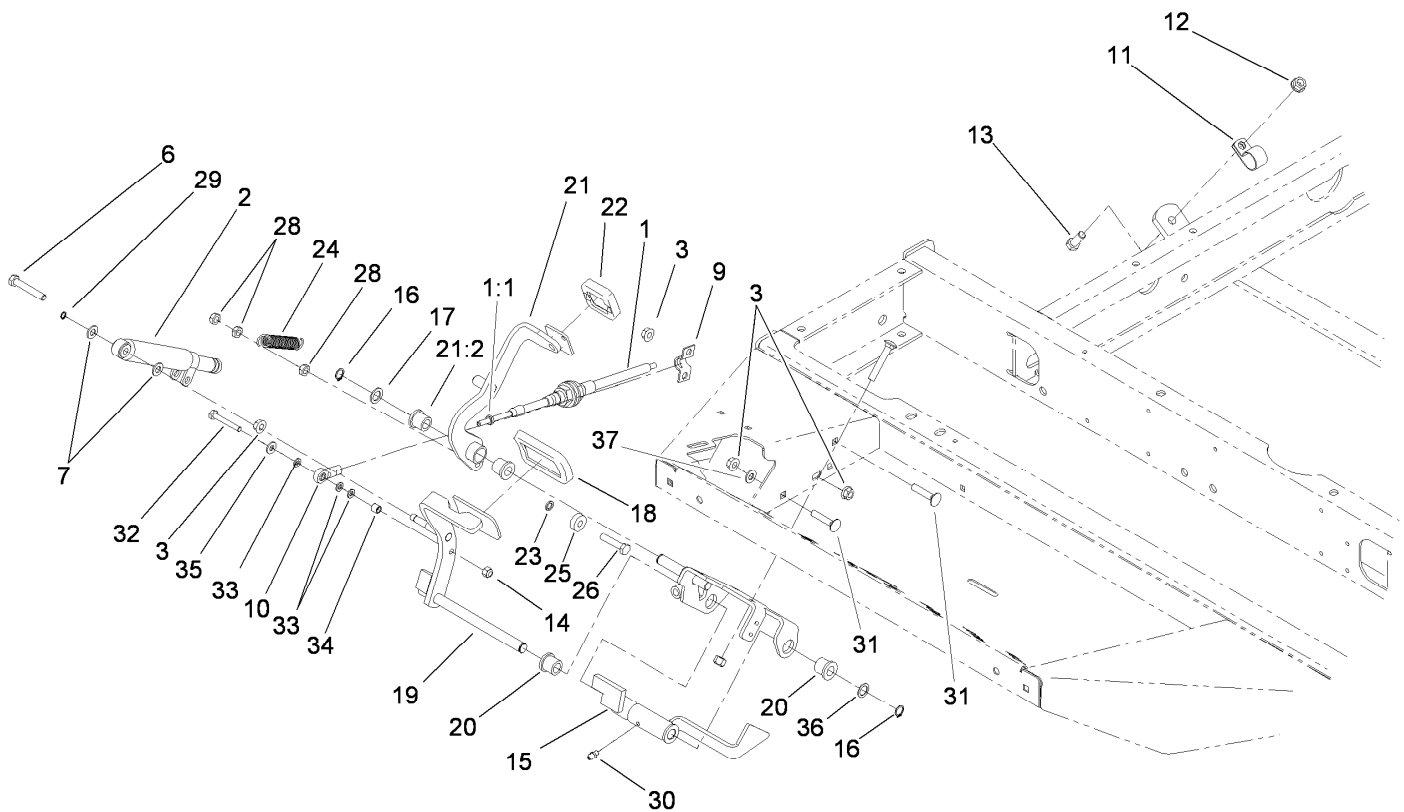
Control Panel Assembly

<i>Ref.</i>	<i>Part Number</i>	<i>Qty.</i>	<i>Description</i>	<i>Ref.</i>	<i>Part Number</i>	<i>Qty.</i>	<i>Description</i>
1	32128-33	3	Nut-HF	24	112-9911	1	Harness-Wire
2	3256-22	1	Washer-Flat	24:1	218-578	2	Fuse-Blade, 10 Amp
3	115-3496-03	1	Panel-Control	24:2	109355	1	Fuse-Blade, 15 Amp
4	3290-134	4	Screw	24:3	94-6710	1	Fuse-2 Amp
7	32128-43	5	Nut-Flange	24:4	100-4918	1	Diode-Over Molded
8	3234-1	5	Screw-HHF	25	99-3401-03	1	Lever-Valve, Lock
11	321-8	3	Screw-HH	26	3290-477	1	Washer-Curved
14	110-8795	1	Cable-Throttle	27	63-3410	1	Screw-Shoulder
15	104-0421	1	Plate-Stop, Throttle	28	32144-10	1	Screw-HWH
17	75-6820	1	Hourmeter	29	98-7611	1	Controller-Glow
18	32144-18	2	Screw-HWH	33	3290-148	4	Nut-HF
19	100-8070	1	Lamp-Warning	34	99-3558	1	Decal-Console, Ce
20	104-2541	1	Switch ASM	37	100-8071	1	Lamp-Warning
20:1	218-461	1	Nut-HH	38	106-9277	1	Module-Control, Standard
20:2	3254-5	1	Washer-Tooth, Internal	39	32128-32	1	Nut-HHF
21	63-8360	2	Key-Ignition	99	3290-378	3	Tie-Cable
22	95-8999	1	Switch	99	3290-379	4	Tie-Cable
23	104-5192	1	Decal-Console				



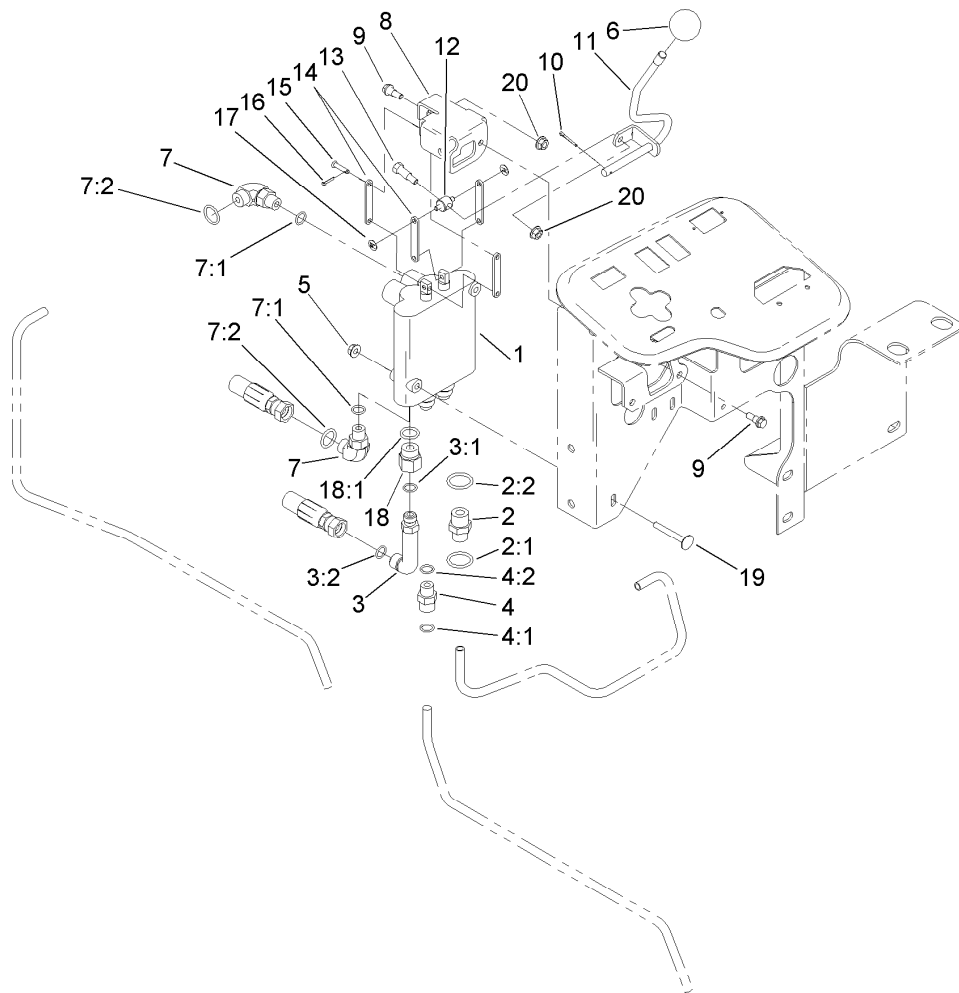
Front Platform Assembly

<i>Ref.</i>	<i>Part Number</i>	<i>Qty.</i>	<i>Description</i>	<i>Ref.</i>	<i>Part Number</i>	<i>Qty.</i>	<i>Description</i>
1	32128-20	18	Nut-HF	25	3234-5	10	Screw-HHF
2	3230-6	1	Screw-CARR	26	99-3388	1	Decal
3	3256-3	1	Washer-Flat	27	99-3565	1	Nut-Square
4	3256-40	1	Washer-Flat	28	3217-6	1	Nut-Hex
5	65-9940	1	Spring	29	3256-23	2	Washer-Flat
6	95-8866	1	Tube-Arm, Rocker	30	3296-29	1	Nut-Lock, NI
7	32105-9	2	Screw	31	2412-103	1	Clamp
8	3296-9	2	Nut-Lock	32	100-4871	1	Bracket-Switch, Neutral
9	99-3593	1	Arm-Rocker	33	100-4872	1	Plate-Switch, Neutral
10	95-8900	1	Switch	34	3229-20	1	Screw-CARR
12	3218-2	1	Nut-Jam	35	3256-14	1	Washer-Flat
13	322-41	1	Screw-HH	36	3255-17	1	Washer-Lock, EXT
14	3230-23	7	Screw-CARR	37	3296-2	1	Nut-Lock, NI
15	95-8869-03	1	Bracket-Pedal, Traction	38	3229-1	2	Bolt-CARR
17	95-8893	1	Bar-Deflector	39	3256-22	2	Washer-Flat
18	3274-22	1	Screw-HSH	40	3255-7	2	Washer-Lock/EXT
19	106-4154	1	Floorplate ASM	41	3217-5	2	Nut-Hex
19:3	99-3478	1	Tread-Foot	42	100-1270	1	Switch-Proximity
19:4	99-3444	1	Decal-Mow / Transport	99	3290-379	2	Tie-Cable
22	106-2661-01	1	Plate-Support				



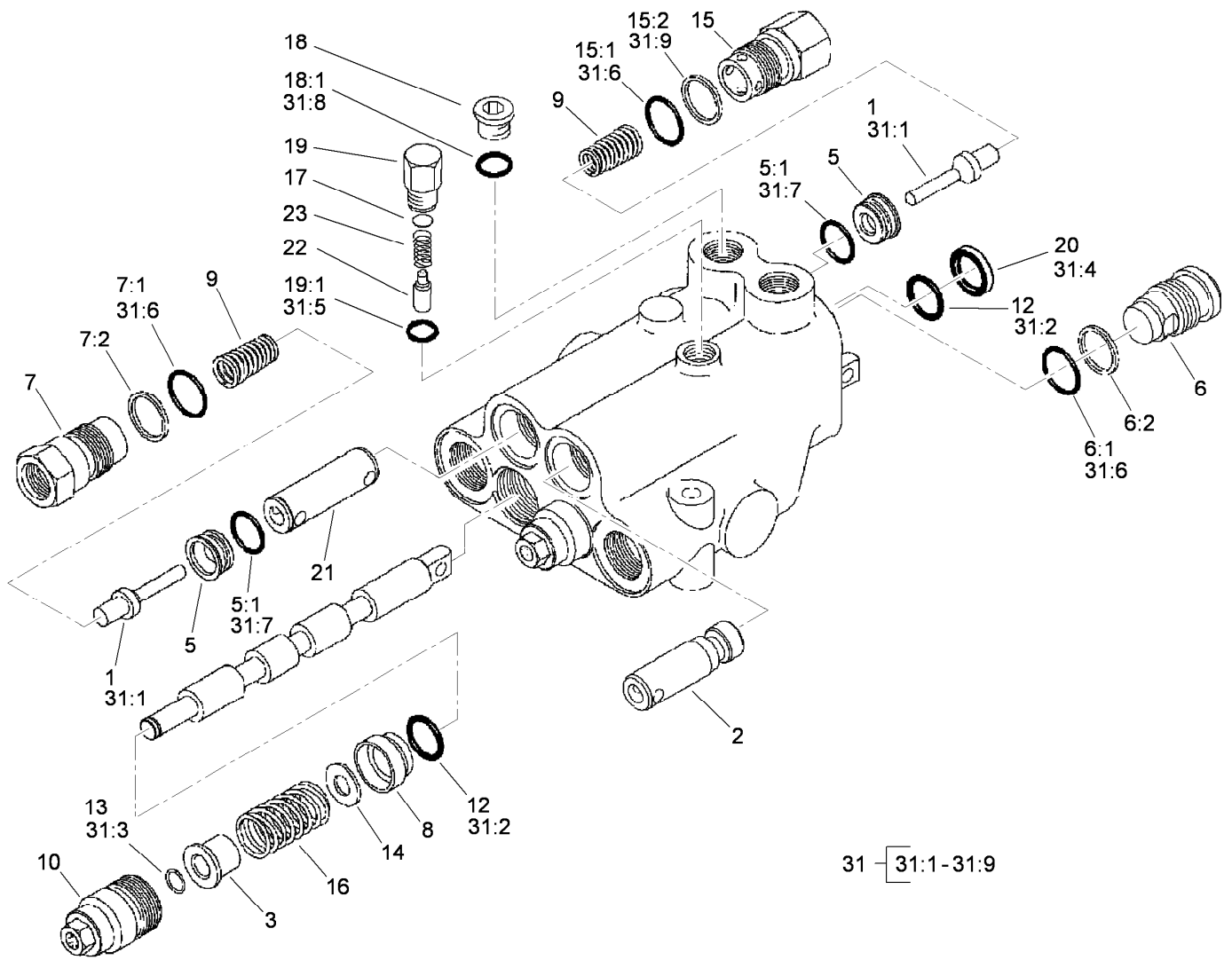
Traction Pedal Assembly

<i>Ref.</i>	<i>Part Number</i>	<i>Qty.</i>	<i>Description</i>	<i>Ref.</i>	<i>Part Number</i>	<i>Qty.</i>	<i>Description</i>
1	100-4815	1	Cable-Control, Traction	21	99-3379	1	Pedal-Reverse
1:1	3220-1	2	Nut-Jam	21:2	256-243	2	Bearing-Flange
2	76-8870	1	Damper-Lever	22	74-9110	1	Pad-Pedal, Reverse
3	32128-20	5	Nut-HF	23	75-5470	1	Spacer-Bearing
6	322-10	1	Screw-HH	24	99-3476	1	Spring-Extension
7	3256-23	2	Washer-Flat	25	251-259	1	Bearing-Ball
9	93-2092	1	Clamp-Cable	26	322-7	1	Screw-HH
10	2411-41	1	Rod End-Ball Joint	28	3296-47	3	Nut-Lock, NI
11	2412-41	1	Clamp	29	32151-3	1	Ring-Grip
12	3290-357	1	Nut-HHF, Whiz	30	302-5	1	Fitting-Grease
13	323-6	1	Screw-HH	31	3230-27	1	Screw-CARR
14	3296-42	1	Nut-Lock, NI	32	321-10	1	Screw-HH
15	95-8861	1	Slide	33	33093-00	3	Washer-Flat
16	32151-84	2	Ring-Shaft, EXT	34	99-3545	1	Spacer
17	41-8440	1	Washer	35	3256-22	1	Washer-Flat
18	74-9100	1	Pad-Pedal, Forward	36	73-0040	4	Washer-Thrust
19	104-4852-03	1	Pedal-Traction	37	3256-24	1	Washer-Flat
20	256-243	2	Bearing-Flange				



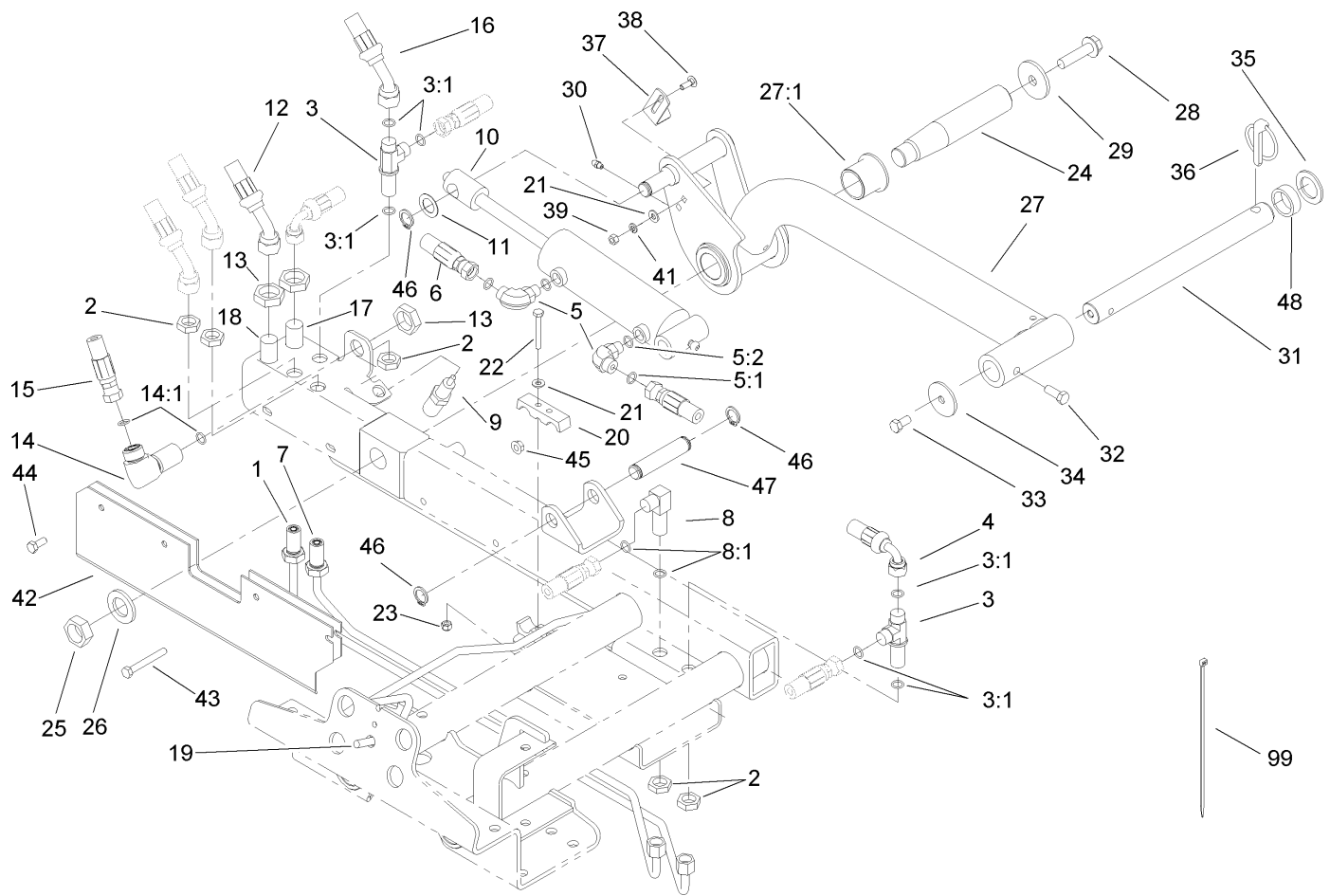
Control Valve Installation Assembly

<i>Ref.</i>	<i>Part Number</i>	<i>Qty.</i>	<i>Description</i>	<i>Ref.</i>	<i>Part Number</i>	<i>Qty.</i>	<i>Description</i>
1	95-8581	1	2-Spool Control Valve ASM	8	95-8633	1	Bracket-Valve, Actuator
2	340-3	1	Adapter	9	42-3560	2	Bolt-Shoulder
2:1	237-22	1	O-Ring	10	3272-6	1	Pin-Cotter
2:2	237-79	1	O-Ring	11	95-8635	1	Lever-Valve
3	69-4320	1	Fitting-HYD, 90 DEG	12	95-8638	1	Trunnion-Valve, Actuator
3:1	237-22	1	O-Ring	13	92-8916	1	Bolt-Shoulder
3:2	237-42	1	O-Ring	14	95-8634	4	Link
4	340-2	1	Fitting-HYD, Straight	15	58-3830	3	Pin-Clevis
4:1	237-22	1	O-Ring	16	3272-5	3	Pin-Cotter
4:2	237-42	1	O-Ring	17	32151-106	2	Ring-Retaining
5	32128-33	2	Nut-HF	18	353-397	1	Reducer-Adapter
6	233-42	1	Knob	18:1	237-79	1	O-Ring
7	340-77	2	Fitting-HYD, 90 DEG	19	3230-33	2	Screw-CARR
7:1	237-22	1	O-Ring	20	32128-32	3	Nut-HHF
7:2	237-42	1	O-Ring				



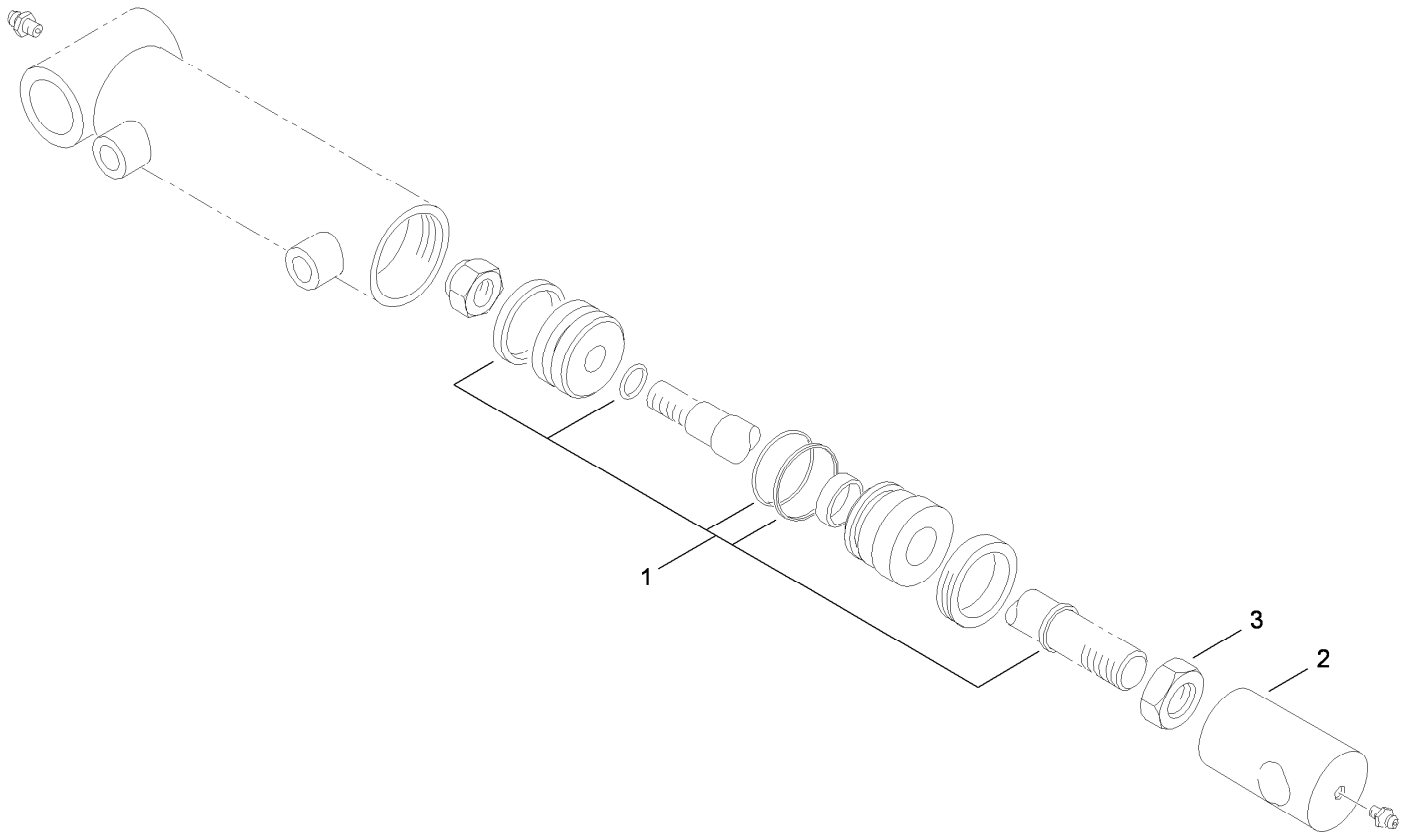
2-Spool Control Valve Assembly No. 95-8581

Ref.	Part Number	Qty.	Description	Ref.	Part Number	Qty.	Description
1	58-6290	3	Poppet	16	99-3531	2	Spring
2	69-1840	1	Plunger	17	60-6450	1	Disc
3	58-6310	2	Spacer	18	353-989	1	Plug-Hex, Hollow
5	58-6330	3	Seat	18:1	237-42	1	O-Ring
5:1	58-6340	1	O-Ring	19	58-6780	1	Plug
6	58-6350	1	Plug	19:1	58-6790	1	O-Ring
6:1	60-5720	1	O-Ring	20	58-6320	2	Wiper
6:2	58-6370	1	Washer	21	99-3528	1	Plunger
7	69-1800	2	Plug ASM	22	58-6770	1	Plunger
7:1	60-5720	1	O-Ring	23	58-6760	1	Spring
7:2	58-6370	1	Washer	31	99-3530	1	Seal Kit
8	58-6400	2	Bushing	31:1	58-6290	3	Poppet
9	69-1810	3	Spring	31:2	58-6450	4	O-Ring
10	58-6420	2	Cap	31:3	58-6460	2	Ring-Retaining
12	58-6450	4	O-Ring	31:4	58-6320	2	Wiper
13	58-6460	2	Ring-Retaining	31:5	58-6790	1	O-Ring
14	65-2770	2	Washer	31:6	60-5720	4	O-Ring
15	99-3526	1	Plug ASM	31:7	58-6340	2	O-Ring
15:1	60-5720	1	O-Ring	31:8	237-42	1	O-Ring
15:2	59-7730	1	Washer-Backup	31:9	59-7730	2	Washer-Backup



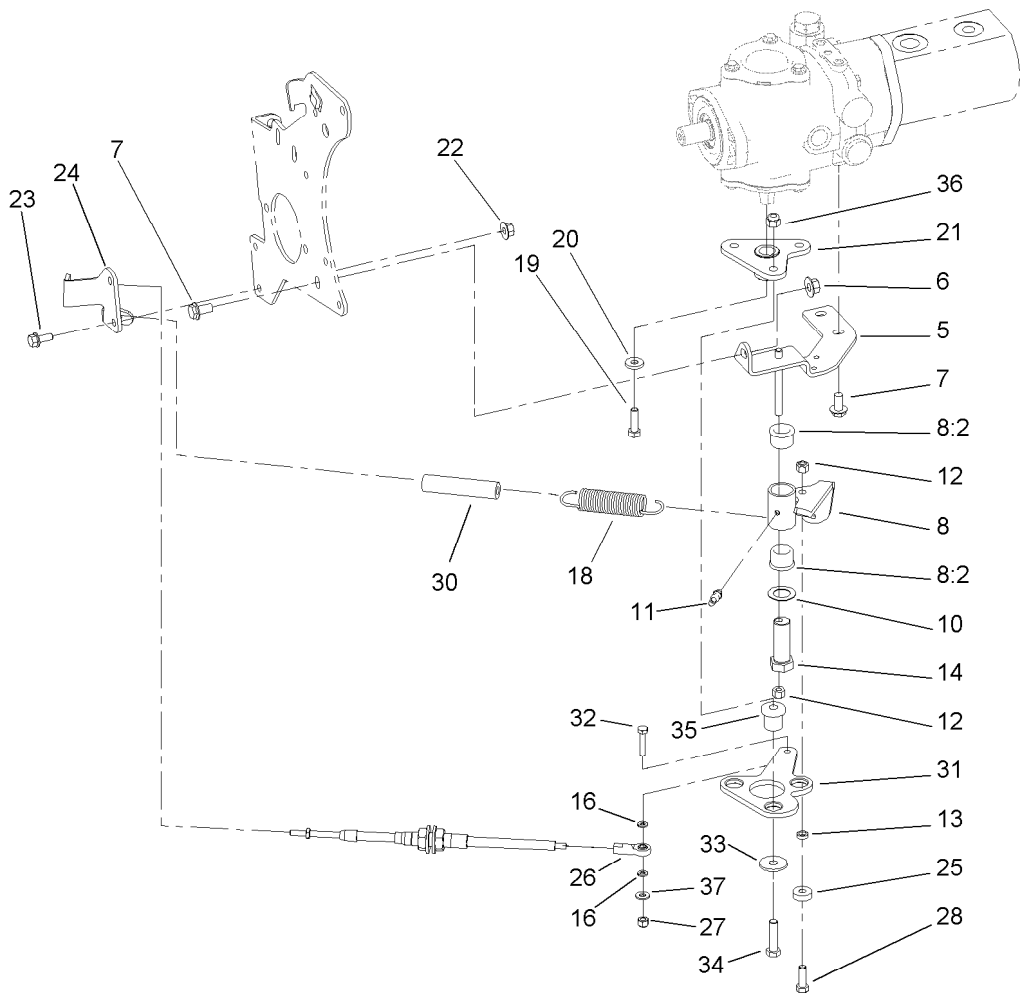
Rear Lift Arm Assembly

Ref.	Part Number	Qty.	Description	Ref.	Part Number	Qty.	Description
1	95-8984	1	Tube ASM	24	95-8990	1	Shaft-Pivot, Rear
2	340-70	5	Nut-Lock	25	3220-9	1	Nut-Jam
3	340-68	2	Fitting-Tee, Bulkhead	26	86-1480	1	Washer
3:1	237-22	3	O-Ring	27	115-3475	1	Rear Liftarm ASM
4	95-8831	1	Hose ASM	27:1	69-6470	2	Bushing-Castor
5	340-77	2	Fitting-HYD, 90 DEG	28	3234-27	1	Screw-HHF
5:1	237-22	1	O-Ring	29	75-7730	1	Washer-Thrust
5:2	237-42	1	O-Ring	30	302-5	1	Fitting-Grease
6	95-8823	1	Hose ASM	31	104-1392	1	Shaft-Pivot
7	95-8983	1	Tube ASM	32	323-6	1	Screw-HH
8	340-154	1	Union-Bulkhead	33	323-4	1	Screw-HH
8:1	237-22	2	O-Ring	34	63-7400	1	Washer-Rebound
9	93-6762	1	Switch-Ball	35	3-6781	1	Washer-Thrust
10	112-9916	1	HYD Cylinder ASM	36	283-71	1	Pin-Lynch
11	3-6498	1	Washer-Thrust	37	95-8613	1	Bracket-Switch
12	95-8820	1	Hose ASM	38	3229-1	2	Bolt-CARR
13	340-127	3	Nut-Bulkhead	39	3217-5	2	Nut-Hex
14	93-9151	1	Fitting-HYD	41	3253-3	2	Washer-Lock
14:1	237-30	2	O-Ring	42	104-0453-03	1	Guard
15	95-8824	1	Hose ASM	43	322-12	2	Screw-HH
16	115-3411	1	Hose-HYD	44	322-3	2	Screw-HH
17	95-8980	1	Tube ASM	45	32128-20	4	Nut-HF
18	95-8981	1	Tube ASM	46	32120-93	3	Ring-Retaining
19	95-8982	1	Tube ASM	47	95-8575	1	Pin
20	93-2509	2	Clamp-Tube	48	63-0070	1	Spacer
21	3256-22	6	Washer-Flat	99	3290-379	1	Tie-Cable
22	321-11	2	Screw-HH	99	3334-945	1	Tie-Cable
23	3296-42	2	Nut-Lock, NI				



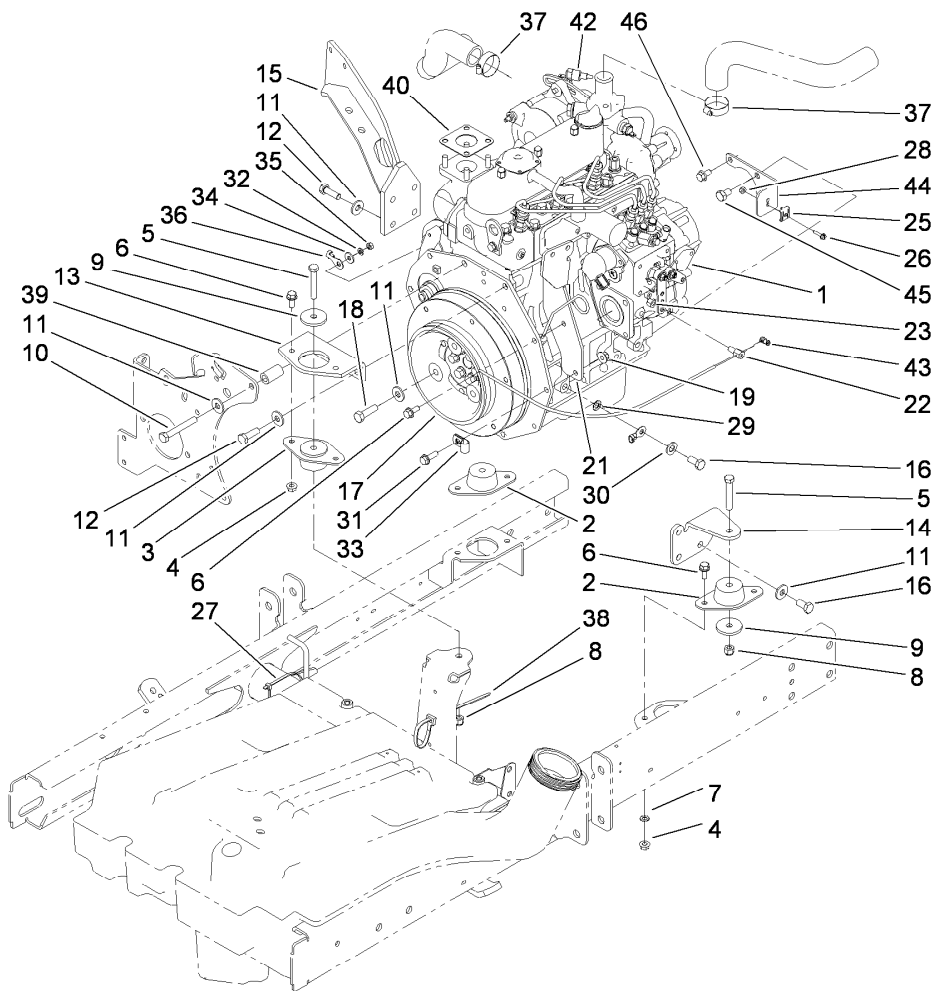
Hydraulic Cylinder Assembly No. 112-9916

<i>Ref.</i>	<i>Part Number</i>	<i>Qty.</i>	<i>Description</i>
1	115-3410	1	Seal Kit
2	108-9035	1	Clevis
3	3220-7	1	Nut-Jam



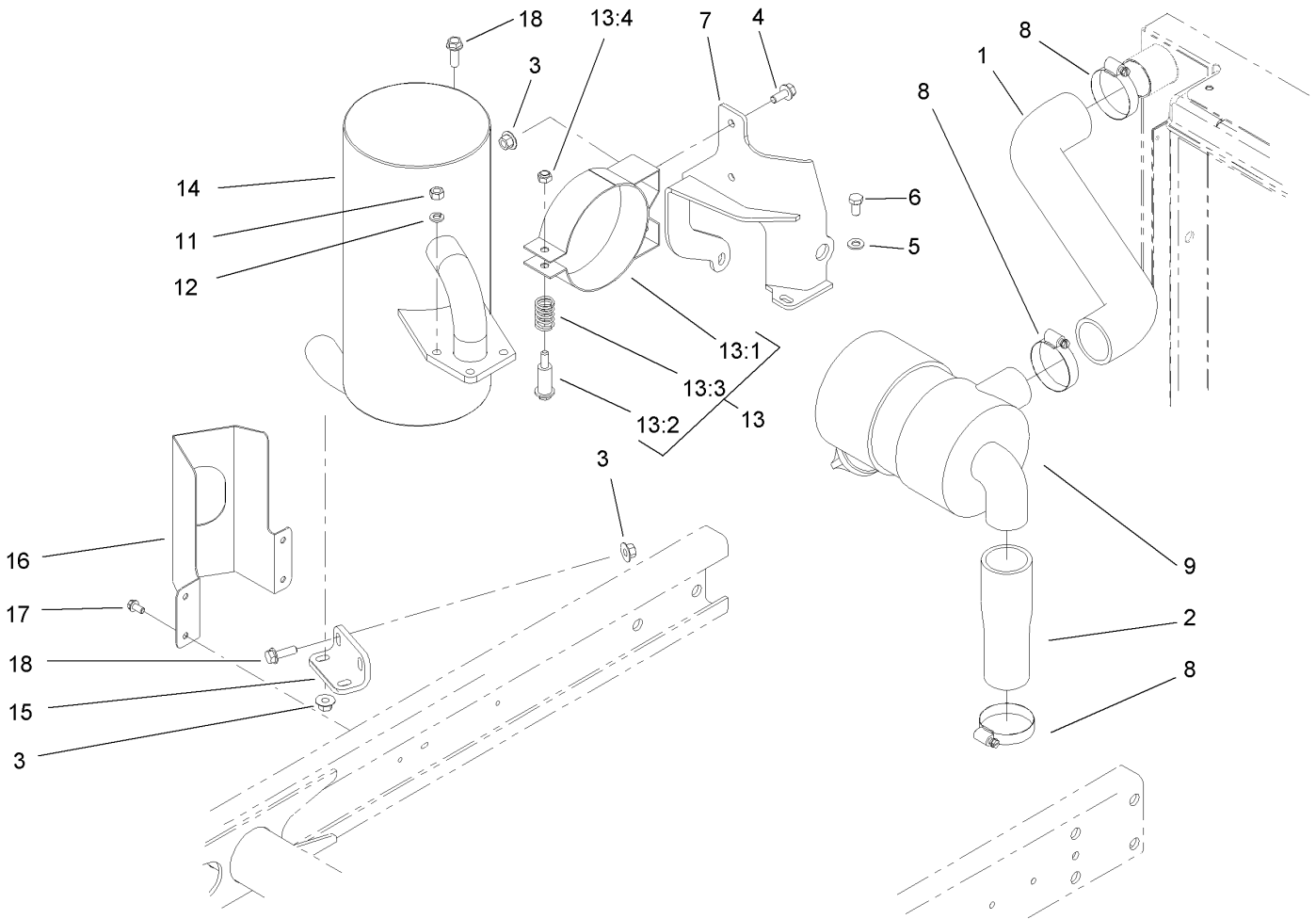
Neutral Arm Assembly

Ref.	Part Number	Qty.	Description	Ref.	Part Number	Qty.	Description
5	95-8960-03	1	Bracket-Neutral	22	32128-44	2	Nut
6	32128-43	1	Nut-Flange	23	3234-5	2	Screw-HHF
7	3234-1	3	Screw-HHF	24	104-0464-03	1	Bracket-Support, Cable
8	104-0422	1	Neutral Arm ASM	25	251-259	1	Bearing-Ball
8:2	256-113	2	Bushing-Flange	26	2411-41	1	Rod End-Ball Joint
10	3-6498	1	Washer-Thrust	27	3296-42	1	Nut-Lock, NI
11	302-60	1	Fitting-Grease	28	3274-104	1	Screw-HSBH
12	3296-29	2	Nut-Lock, NI	30	99-3556	1	Hose
13	100-4817	1	Spacer-Bearing	31	99-3594-03	1	Lever-Pump
14	76-8640	1	Stud-Traction	32	321-8	1	Screw-HH
16	33093-00	2	Washer-Flat	33	2844	3	Washer
18	94-1369	1	Spring-Extension	34	95-3857	3	Screw-HSBH
19	3210-6	1	Screw-HH	35	63-9750	3	Mount
20	88-7200	1	Washer-Flat	36	3296-39	3	Nut-Lock, NI
21	99-3598-03	1	Hub	37	3256-22	1	Washer-Flat



Engine Assembly

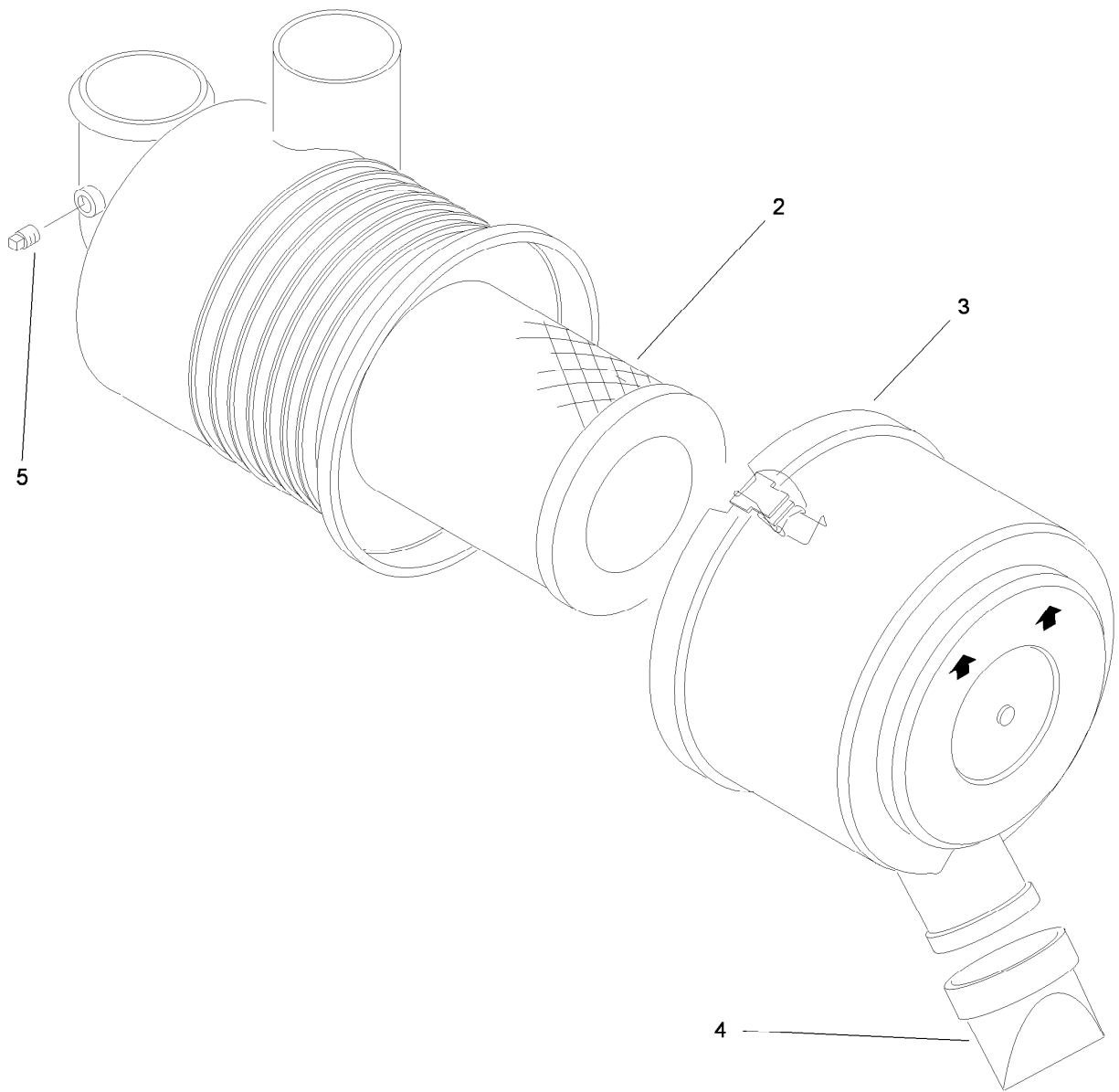
<i>Ref.</i>	<i>Part Number</i>	<i>Qty.</i>	<i>Description</i>	<i>Ref.</i>	<i>Part Number</i>	<i>Qty.</i>	<i>Description</i>
1	112-9906	1	Engine ASM	25	81-1690	1	Clamp-Cable
2	83-1030	2	Mount-Engine	26	32105-13	1	Screw-HWH
3	93-5265	1	Mount-Engine	27	3290-379	2	Tie-Cable
4	32128-20	6	Nut-HF	28	3296-2	1	Nut-Lock, NI
5	323-11	3	Screw-HH	29	3255-9	1	Washer-Lock
6	3234-5	7	Screw-HHF	30	3256-25	1	Washer-Flat
7	3255-8	1	Washer-Lock	31	3234-17	1	Screw-HHF
8	3296-39	3	Nut-Lock, NI	32	3256-78	1	Washer-Flat
9	80-8560	3	Washer-Hardened	33	2412-10	1	R-Clamp
10	42-9370	1	Screw-HH	34	43-5930	1	Washer-Lock, Spring
11	80-6990	12	Washer-Hardened	35	48-7890	1	Nut-Hex
12	95-8812	5	Screw-HH	36	99-3441	1	Harness-Wire, Fusible Link
13	95-8926-03	1	Mount-Engine, Front	37	2412-34	2	Clamp-Hose
14	95-8937-03	1	Mount-Engine, LH	38	3290-378	1	Tie-Cable
15	100-4838-03	1	Mount-Engine	39	95-8736	1	Spacer
16	63-7790	4	Screw-Cap	40	98-9611	1	Gasket
17	99-3412-03	1	Pulley	42	99-3582	1	Thermoswitch
18	56-2140	3	Screw-HH	43	112-9919	1	Stop-Cable, Throttle
19	32128-44	2	Nut	44	110-9009-03	1	Bracket-Cable, Throttle
21	115-3487-03	1	Bracket-Mount, Fuel Filter	45	70-8470	1	Screw-HH
22	98-9311	1	Swivel-Throttle	46	33104-016	1	Screw-HHF
23	3296-20	1	Nut-Lock, NI				



Air Cleaner and Muffler Assembly

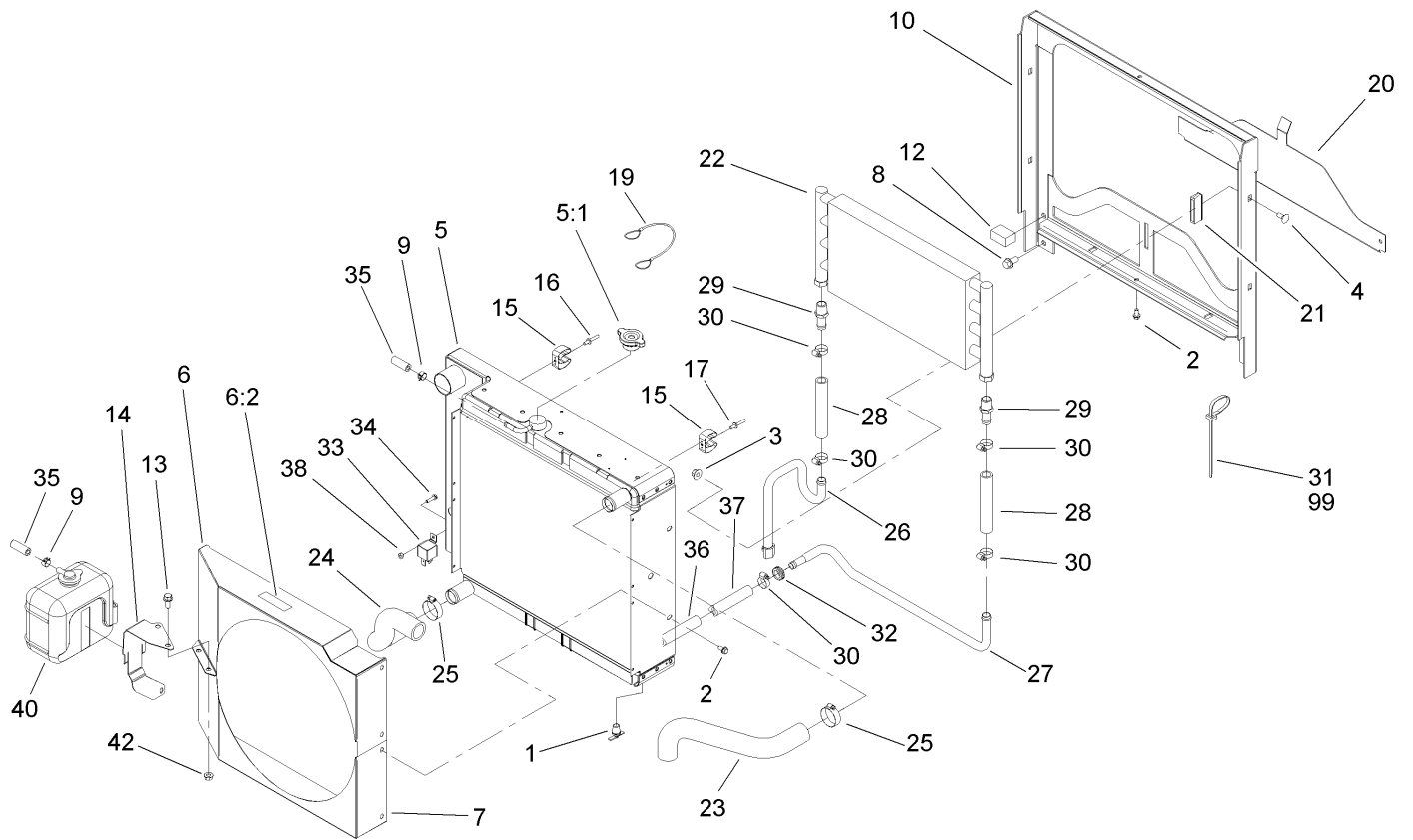
Ref.	Part Number	Qty.	Description
1	95-8946	1	Hose-Upper, Air Inlet
2	95-8947	1	Hose-Air Inlet, Lower
3	32128-44	6	Nut
4	3234-5	3	Screw-HHF
5	3256-23	2	Washer-Flat
6	33114-016	2	Screw-HH
7	99-3355-03	1	Bracket-Filter, Air
8	2412-92	4	Clamp-Hose
9	93-2190	1	Air Cleaner ASM
11	33014-00	4	Nut-Hex
12	3253-4	4	Washer-Lock
13	93-2191	1	Mounting Band ASM (Air Cleaner)
13:1		1	Clamp ASM ●
13:2	94-3653	1	Bolt
13:3	94-3654	1	Spring
13:4	48-9510	1	Nut
14	104-4834	1	Muffler
15	95-8943-03	1	Bracket-Muffler
16	99-3425-03	1	Guard-Exhaust
17	32144-4	4	Screw-HWH
18	3234-17	3	Screw-HHF

● Not serviced separately



Air Cleaner Assembly No. 93-2190

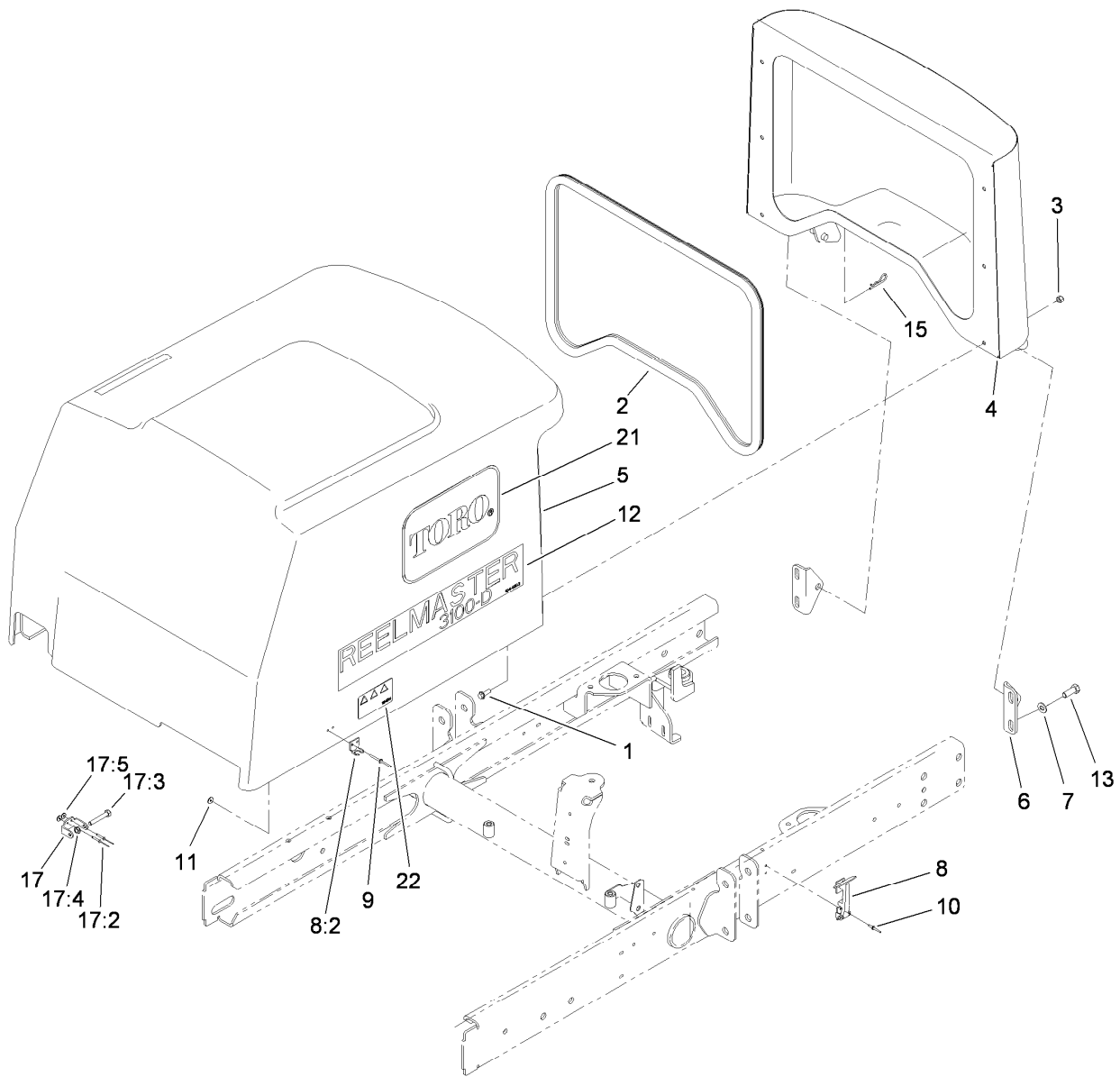
<i>Ref.</i>	<i>Part Number</i>	<i>Qty.</i>	<i>Description</i>
2	108-3811	1	Filter-Air
3	94-3652	1	Cover ASM
4	87-9400	1	Valve-Vacuator
5	285-17	1	Plug-Pipe



Radiator Assembly

<i>Ref.</i>	<i>Part Number</i>	<i>Qty.</i>	<i>Description</i>	<i>Ref.</i>	<i>Part Number</i>	<i>Qty.</i>	<i>Description</i>
1	304-46	1	Draincock	22	75-1040	1	Cooler-Oil
2	32104-116	11	Screw-HF	23	95-8944	1	Hose-Radiator, Upper
3	32128-44	4	Nut	24	95-8945	1	Hose-Radiator, Lower
4	3230-1	4	Bolt-CARR	25	2412-111	2	Clamp
5	95-8934	1	Radiator	26	95-8704	1	Tube-HYD
5:1	93-5957	1	Cap-Radiator	27	95-8705	1	Tube-HYD
6	99-3580	1	Shroud-Fan, Top	28	95-8706	2	Hose-HYD
6:2	93-6681	1	Decal-Warning, Fan	29	95-8710	2	Fitting-Barb
7	99-3360-03	1	Shroud-Fan, Bottom	30	2412-129	5	Clamp-Hose
8	3234-1	4	Screw-HHF	31	3290-378	2	Tie-Cable
9	92-2379	2	Clamp-Hose	32	99-3481	2	Grommet
10	100-4903-03	1	Frame-Radiator	33	99-7435	1	Relay-Power
12	95-8962	2	Seal-Foam, Radiator	34	32105-13	1	Screw-HWH
13	3234-5	2	Screw-HHF	35	109-0274	1	Hose-Fuel
14	95-8879-03	1	Bracket-Reservoir	36	56-7985	1	Sleeve-Protective
15	95-8939	2	Spring-Clip	37	99-3500	1	Hose
16	3269-22	1	Rivet-Pop	38	3296-2	1	Nut-Lock, NI
17	3269-23	1	Rivet-Pop	40	104-9318	1	Bottle-Overflow
19	99-3390	1	Lanyard	42	32128-20	2	Nut-HF
20	95-8702-03	1	Shield-Radiator, Lower	99	3290-379	1	Tie-Cable ●
21	99-3497	1	Magnet				

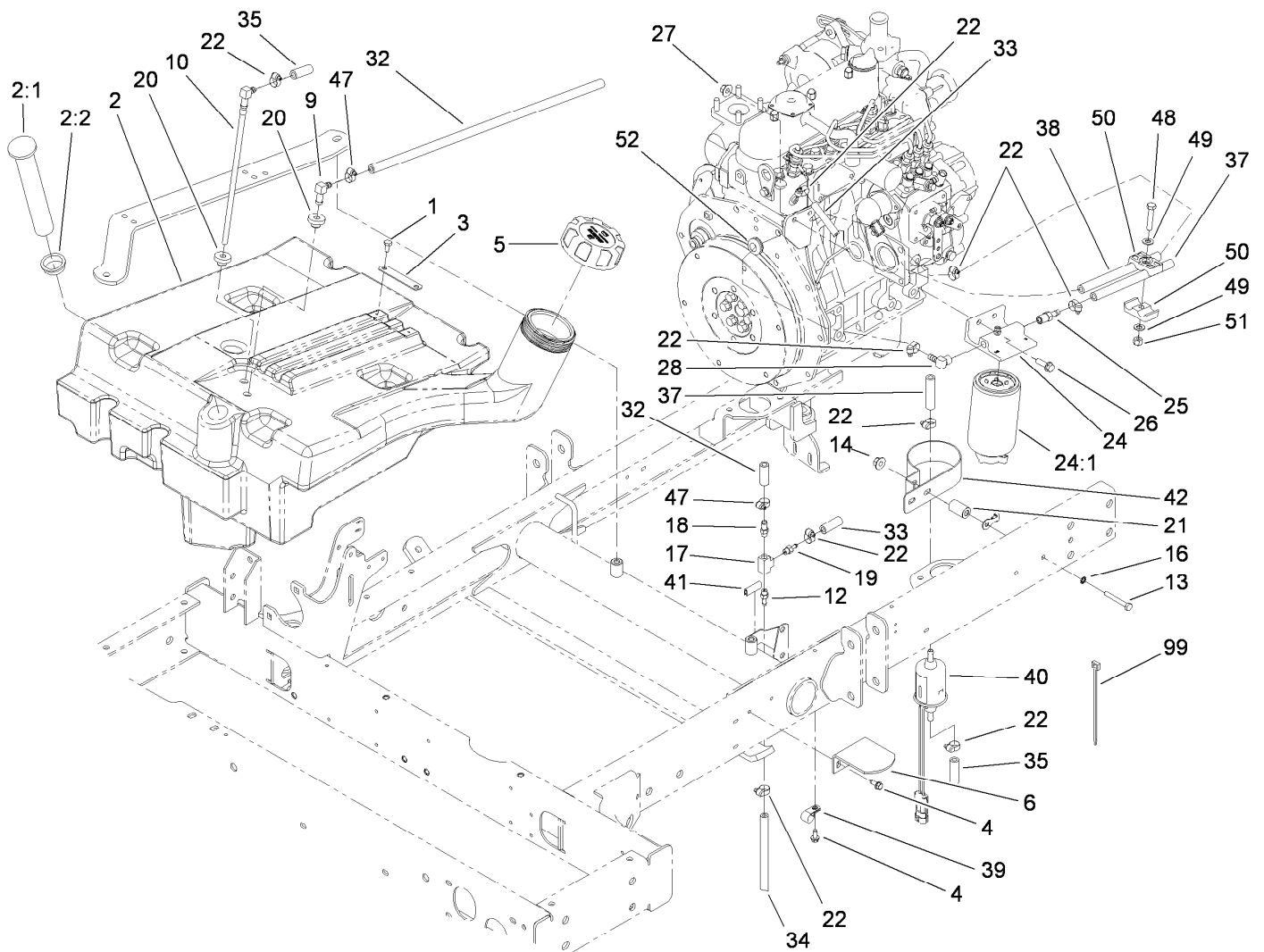
● Not illustrated



Hood Assembly

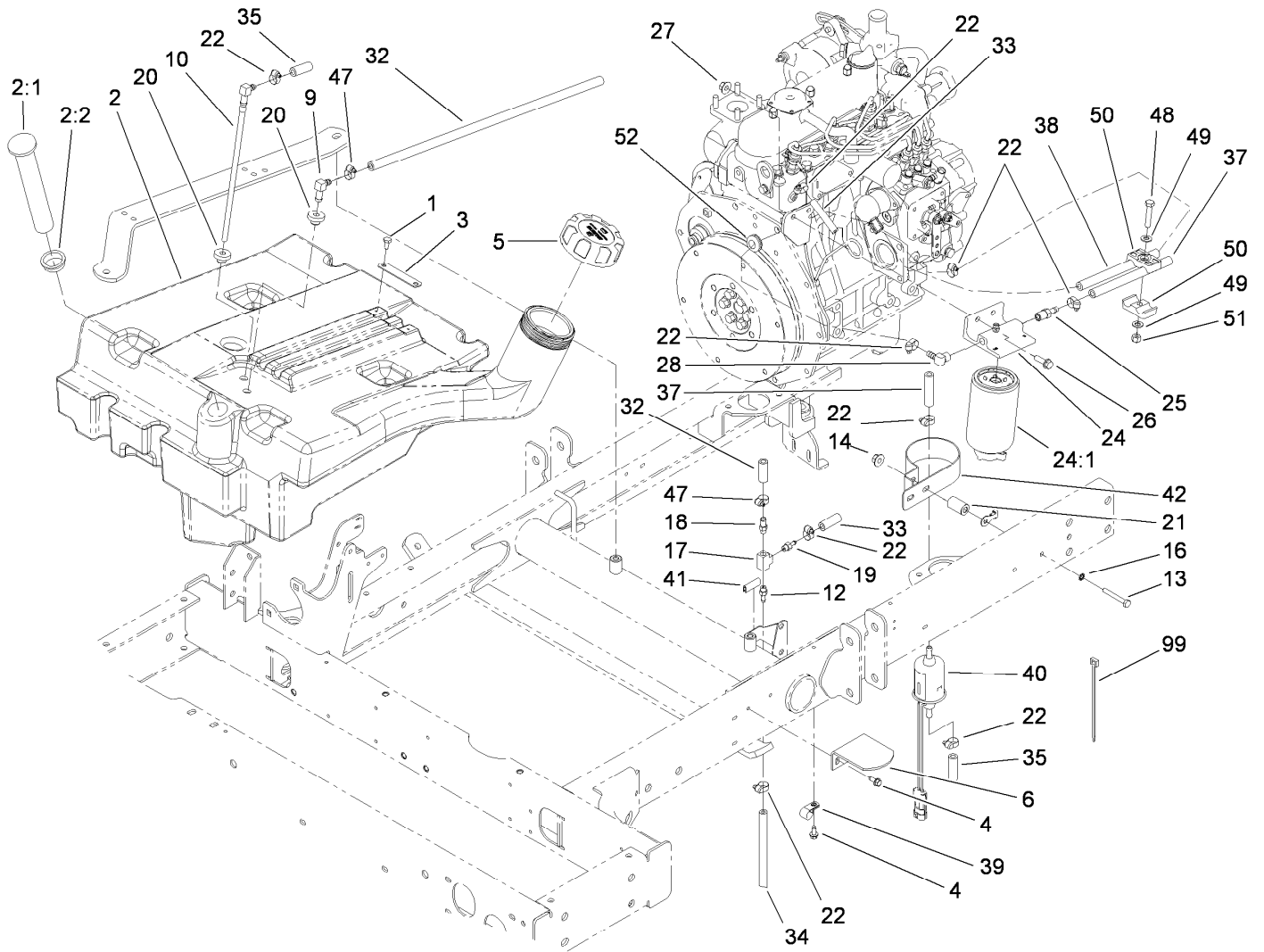
Ref.	Part Number	Qty.	Description	Ref.	Part Number	Qty.	Description
1	3234-4	6	Screw-HHF	11	3269-10	4	Washer-Back
2	95-8809	1	Trim-Seal	12	104-5153	2	Decal-Hood
3	3296-42	6	Nut-Lock, NI	13	323-6	4	Screw-HH
4	95-8724-03	1	Screen-Hood	15	3290-467	1	Pin-Hair
5	95-8935	1	Hood ASM	17	119-2004	1	Ce Latch Kit
5:1	106-8114	1	Heat Tape Repair Kit ●	17:2	107-0333	2	Rivet-Pop
6	95-8728	2	Bracket-Pivot, Hood	17:3	322-10	1	Screw-HH
7	3256-24	8	Washer-Flat	17:4	3296-47	1	Nut-Lock, NI
8	59-9740	2	Flex Draw Latch ASM	17:5	3269-10	2	Washer-Back
8:2	249-40	1	Keeper	21	66-6140	2	Decal
9	98-7310	4	Rivet	22	106-6754	1	Decal-Danger
10	3290-55	4	Rivet-Pop				

● Not illustrated



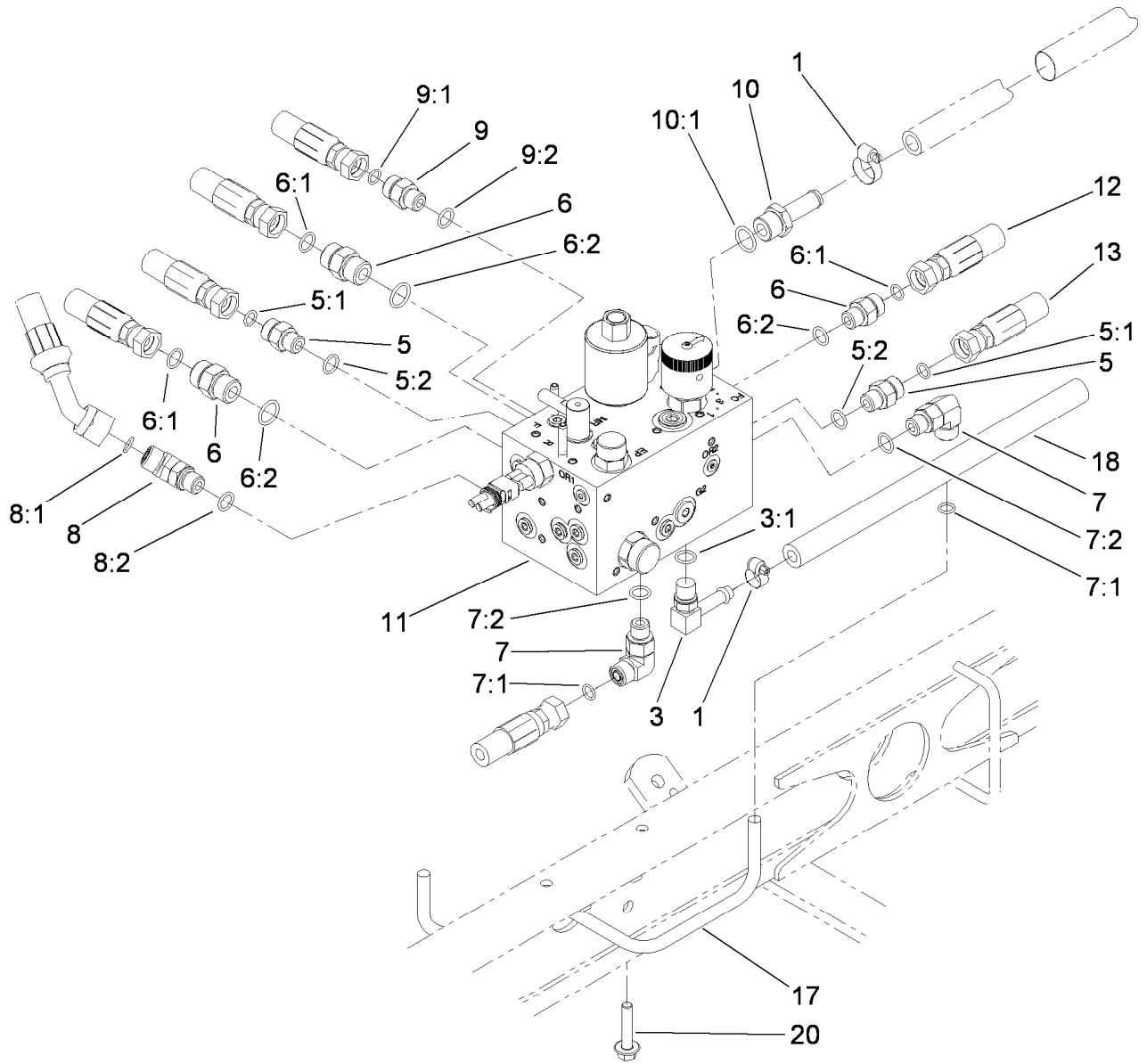
Fuel System Assembly

Ref.	Part Number	Qty.	Description	Ref.	Part Number	Qty.	Description
1	321-2	2	Screw-HH	24:1	110-9049	1	Filter-Spin On
2	95-8620	1	Tank-Fuel	25	353-783	1	Fitting-Straight
2:1	95-8971	1	Guage-Fuel	26	3234-17	2	Screw-HHF
2:2	95-8972	1	Grommet	27	32128-44	2	Nut
3	95-8881	1	Strap-Line, Fuel	28	353-781	1	Fitting-Elbow
4	32144-10	3	Screw-HWH	32	110-6187	1	Hose-Fuel
5	114-5064	1	Cap-Biodiesel	33	110-8751	1	Hose-Fuel
6	95-8968-03	1	Support-Tank, Fuel	34	110-5701	1	Hose-Fuel
9	46-6550	1	Fitting-Elbow, 90 DEG	35	110-4100	1	Hose-Fuel
10	110-9689	1	Pipe-Stand	37	110-4109	1	Hose-Fuel
12	304-73	1	Connector-Hose	38	110-4113	1	Hose-Fuel
13	321-14	1	Screw-HH	39	2412-73	1	Clamp-R
14	32128-33	1	Nut-HF	40	110-8806	1	Pump-Fuel
16	3256-22	1	Washer-Flat	41	110-8754	1	Trim
17	354-20	1	Fitting-Tee	42	110-8817	1	Bracket-Pump, Fuel
18	354-21	1	Fitting-Barbed	47	2412-80	2	Clamp-Hose
19	354-22	1	Fitting-Barbed	48	322-8	1	Screw-HH
20	46-6560	2	Bushing	49	3256-23	2	Washer-Flat
21	77-3180	1	Spacer	50	56-7971	2	Clamp-Tube
22	92-2379	9	Clamp-Hose	51	3296-29	1	Nut-Lock, NI
24	110-9044	1	Seperator Filter ASM				



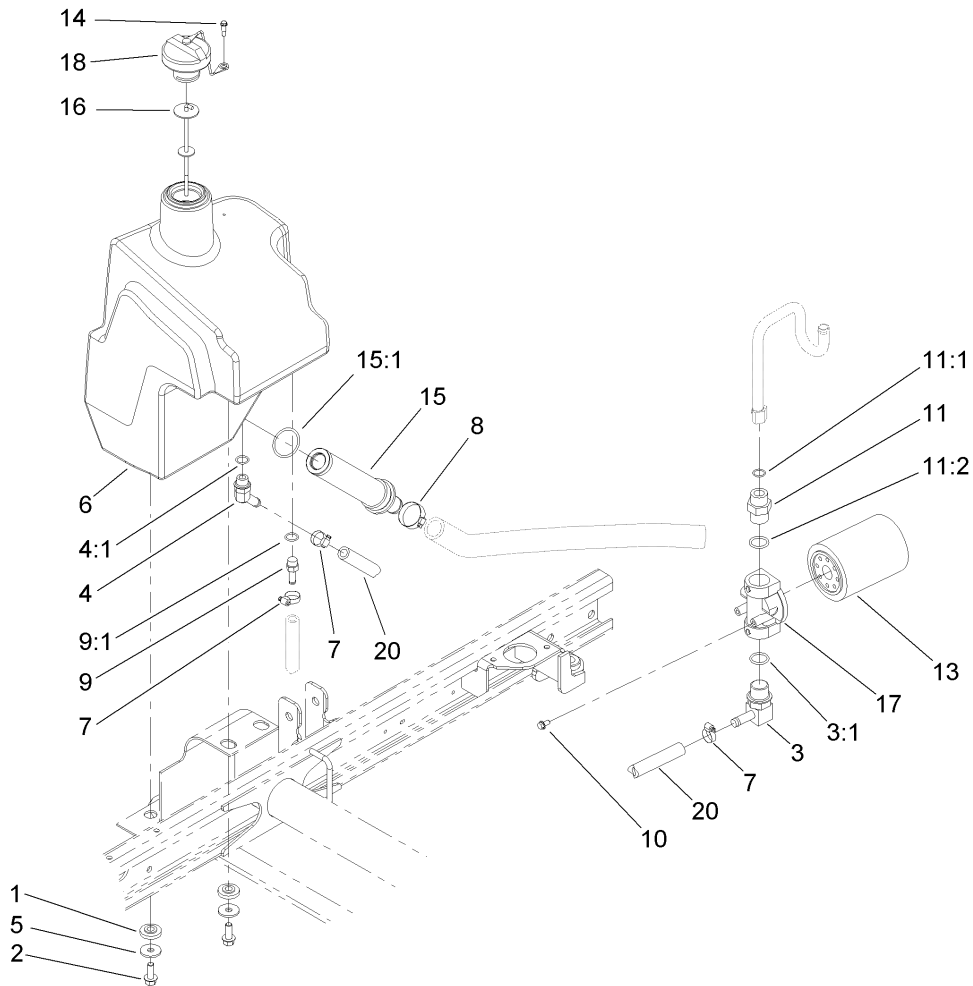
Fuel System Assembly (continued)

Ref.	Part Number	Qty.	Description
52	1-543296	1	Grommet
99	3290-379	2	Tie-Cable



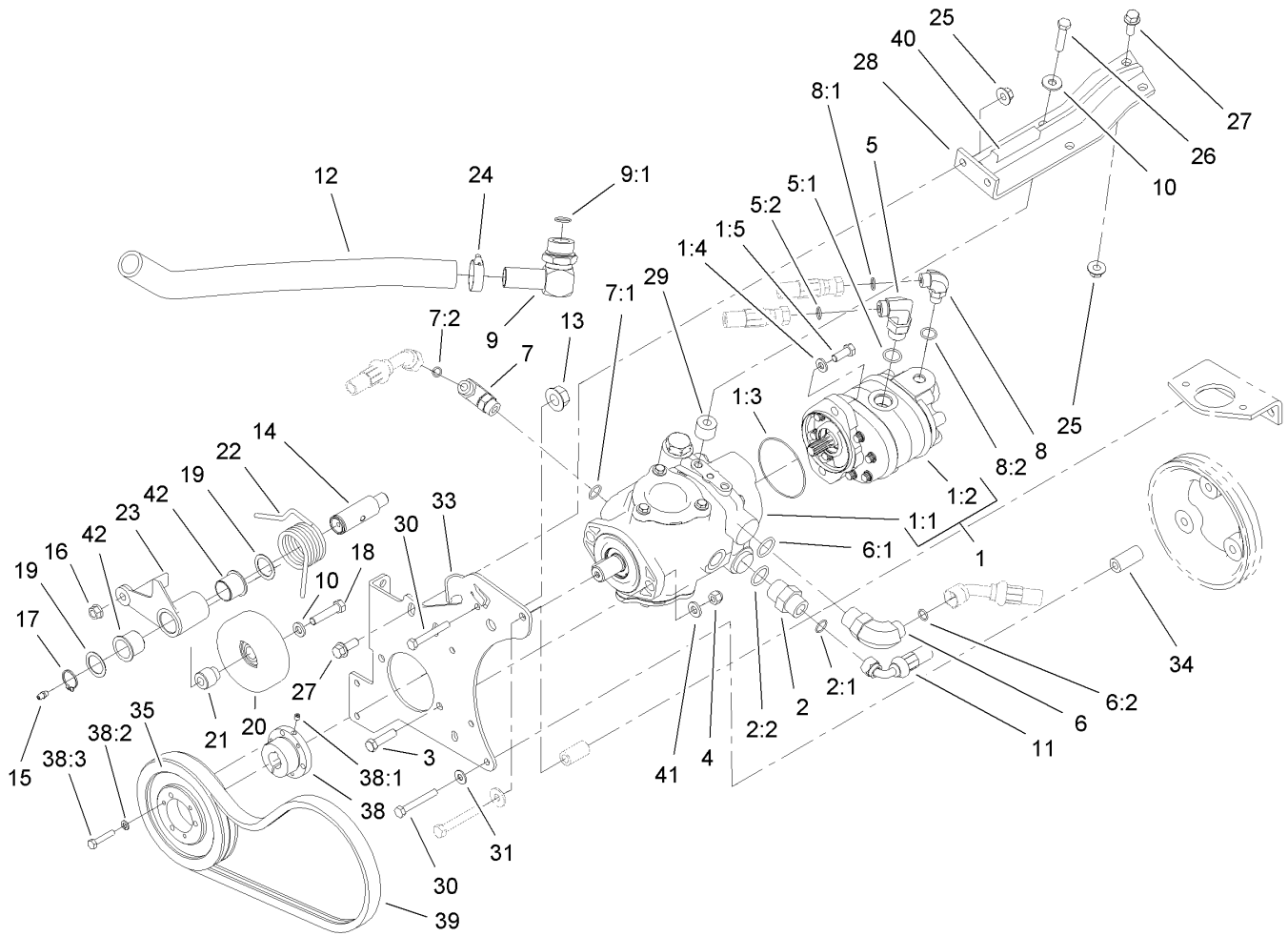
Manifold Block Assembly

<i>Ref.</i>	<i>Part Number</i>	<i>Qty.</i>	<i>Description</i>	<i>Ref.</i>	<i>Part Number</i>	<i>Qty.</i>	<i>Description</i>
1	2412-36	2	Clamp-Hose	8:1	237-22	1	O-Ring
3	100-4887	1	Fitting-Barbed, 90 DEG	8:2	237-42	1	O-Ring
3:1	237-42	1	O-Ring	9	340-92	1	Fitting-HYD, Straight
5	340-2	2	Fitting-HYD, Straight	9:1	237-78	1	O-Ring
5:1	237-22	1	O-Ring	9:2	237-21	1	O-Ring
5:2	237-42	1	O-Ring	10	354-121	1	Fitting-Straight
6	340-4	3	Fitting-HYD, Straight	10:1	237-79	1	O-Ring
6:1	237-30	1	O-Ring	11	108-9037	1	Manifold ASM
6:2	237-79	1	O-Ring	12	95-8829	1	Hose ASM
7	340-77	2	Fitting-HYD, 90 DEG	13	106-4197	1	Hose ASM
7:1	237-22	1	O-Ring	17	95-8792	1	Tube ASM
7:2	237-42	1	O-Ring	18	104-4846	1	Hose
8	340-87	1	Fitting-HYD, 45 DEG	20	104-8300	2	Nut-Flange, NI



Hydraulic Tank Assembly

<i>Ref.</i>	<i>Part Number</i>	<i>Qty.</i>	<i>Description</i>
1	240-11	4	Bushing-Flange
2	3234-11	4	Screw-HHF
3	95-8814	1	Fitting-Barbed, 90 DEG
3:1	237-81	1	O-Ring
4	354-126	1	Fitting-HYD, 45 DEG
4:1	237-79	1	O-Ring
5	63-8410	4	Washer
6	104-4840	1	Tank-HYD
7	2412-36	3	Clamp-Hose
8	2412-34	1	Clamp-Hose
9	353-979	1	Fitting-Straight
9:1	237-42	1	O-Ring
10	3234-13	2	Screw-HHF
11	340-8	1	Adapter
11:1	237-65	1	O-Ring
11:2	237-81	1	O-Ring
13	54-0110	1	Filter-Oil, Transmission
14	57-5420	1	Screw-Shoulder
15	104-7546	1	Tank Strainer ASM
15:1	340-136	1	O-Ring
16	75-3710	1	Dipstick
17	92-5821	1	Head-Filter
18	93-7160	1	Cap-Oil, HYD
20	99-3501	1	Hose

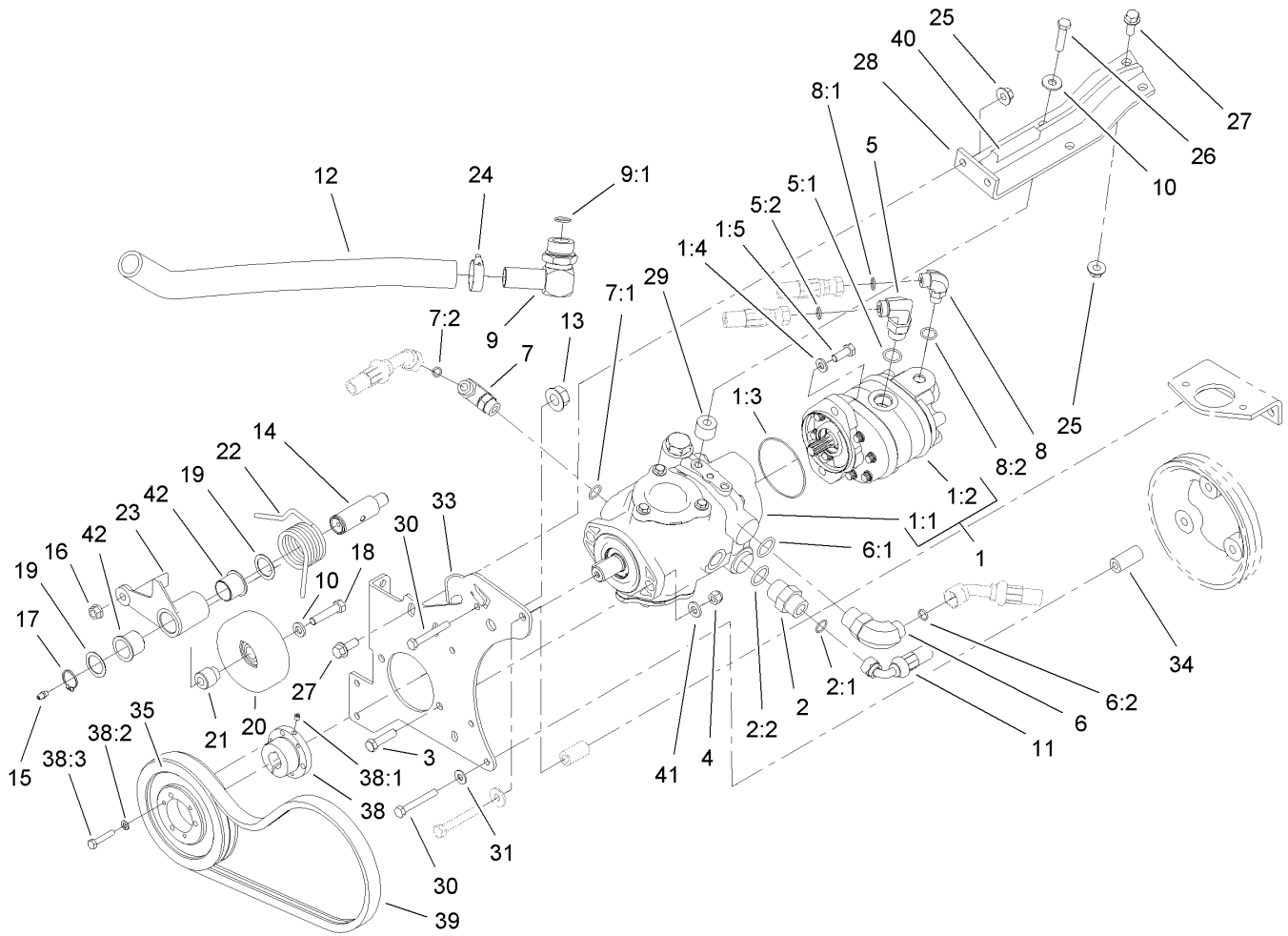


Hydrostat Assembly

Ref.	Part Number	Qty.	Description
1		1	Tandem Pump ASM ●
1:1	104-4890	1	Piston Pump ASM
1:2	95-8601	1	Gear Pump ASM
1:3	60-3520	1	O-Ring
1:4	3256-24	2	Washer-Flat
1:5	3274-1	2	Screw-HSH
2	340-8	1	Adapter
2:1	237-65	1	O-Ring
2:2	237-81	1	O-Ring
3	323-8	2	Screw-HH
4	3296-39	2	Nut-Lock, NI
5	340-105	1	Fitting-HYD, 90 DEG
5:1	237-80	1	O-Ring
5:2	237-30	1	O-Ring
6	340-139	1	Fitting-HYD, 90 DEG
6:1	237-81	1	O-Ring
6:2	237-65	1	O-Ring
7	340-18	1	Fitting-HYD, 90 DEG
7:1	237-79	1	O-Ring
7:2	237-22	1	O-Ring
8	340-77	1	Fitting-HYD, 90 DEG
8:1	237-22	1	O-Ring
8:2	237-42	1	O-Ring
9	56-9530	1	Fitting-HYD, 90 DEG
9:1	237-117	1	O-Ring

Ref.	Part Number	Qty.	Description
10	80-6990	3	Washer-Hardened
11	105-1214	1	Hose-HYD
12	104-4845	1	Hose-Suction
13	32128-54	1	Nut-HF
14	99-3529	1	Shaft-Pivot, Idler
15	302-5	1	Fitting-Grease
16	32128-21	1	Nut-HF
17	32151-36	1	Ring-Retaining
18	323-10	1	Screw-HH
19	74-1810	2	Washer
20	95-8802	1	Pulley-Idler
21	95-8806	1	Spacer
22	95-8917	1	Spring-Torsion
23	99-3623-03	1	Arm-Idler
24	2412-34	1	Clamp-Hose
25	32128-43	4	Nut-Flange
26	323-19	2	Screw-HH
27	3234-11	4	Screw-HHF
28	99-3436-03	1	Support-Pump
29	99-3440	2	Spacer
30	33114-060	4	Screw-HH
31	87-8640	3	Washer-Flat
33	95-8933-03	1	Plate-Mount, Pump
34	95-8941	4	Spacer-Mount, Pump
35	93-6841	1	Pulley

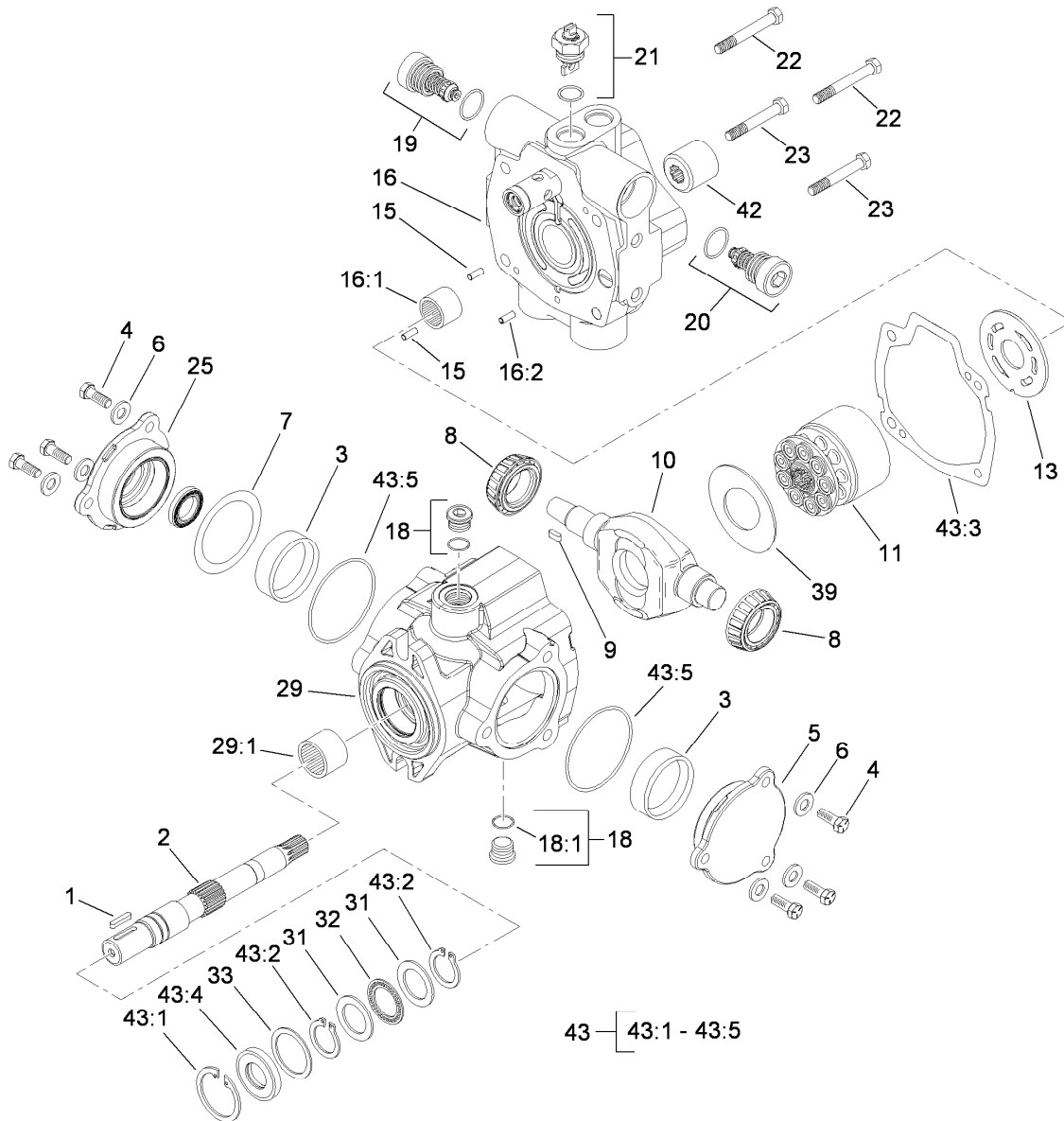
● Not serviced separately



Hydrostat Assembly (continued)

<i>Ref.</i>	<i>Part Number</i>	<i>Qty.</i>	<i>Description</i>	<i>Ref.</i>	<i>Part Number</i>	<i>Qty.</i>	<i>Description</i>
38	93-6842	1	Bushing-Lock, Taper	39	95-8730	1	V-Belt
38:1	3245-36	1	Screw-Set, HSH	40	70-2041	1	Trim
38:2	321-13	3	Screw-HH	41	100-4852	2	Washer-Hardened
38:3	3253-2	3	Washer-Lock	42	99-3631	2	Bushing-Flange

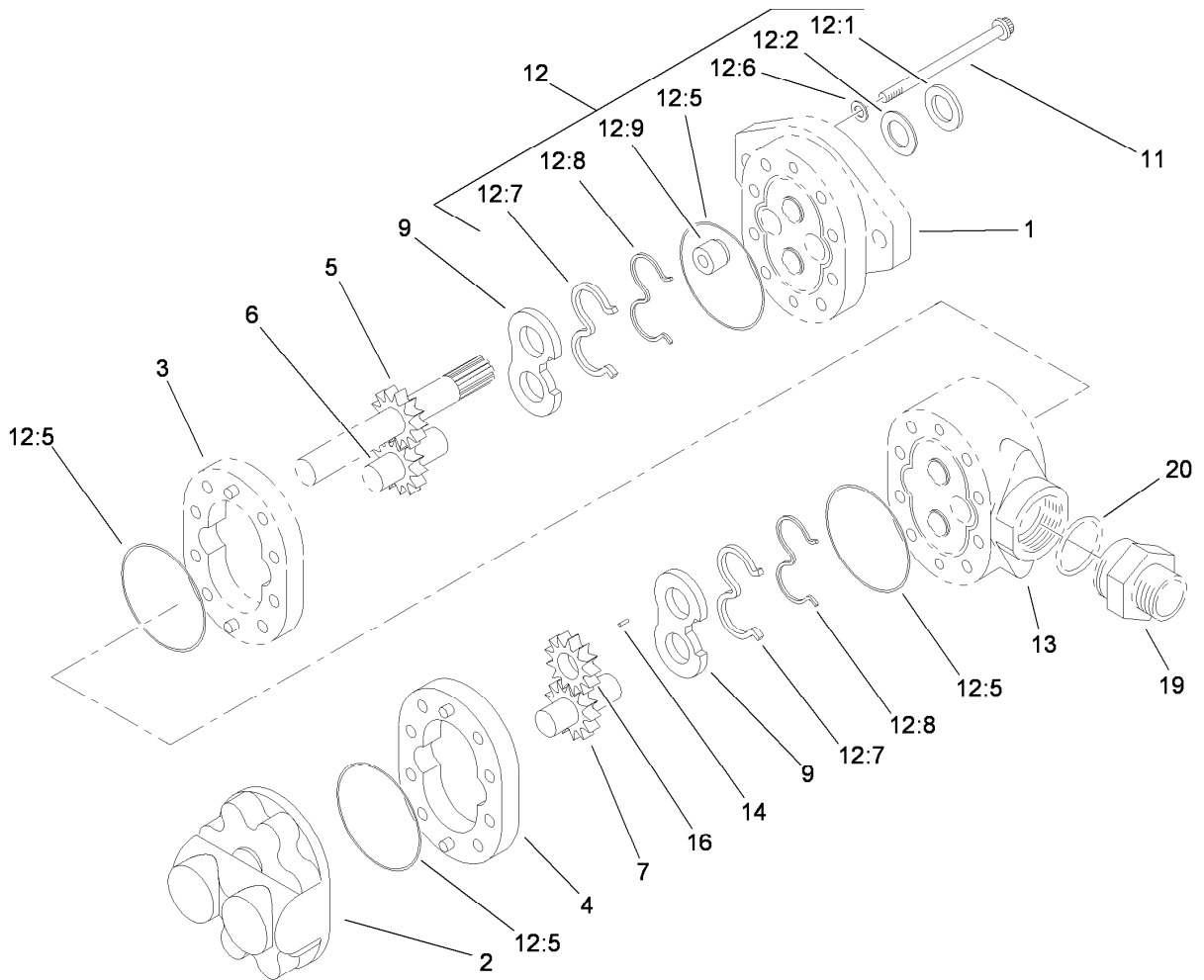
● Not serviced separately



Piston Pump Assembly No. 104-4890

Ref.	Part Number	Qty.	Description	Ref.	Part Number	Qty.	Description
1	94-3645	1	Key	20	105-3812	1	Valve-Check
2	94-6359	1	Shaft-Drive	21	105-3811	1	Valve-Bypass
3	104-4046	2	Bearing-Cup	22	76-6170	2	Capscrew
4	98-4640	6	Screw-Cap	23	76-6160	2	Capscrew
5	98-4644	1	Plate-Cover	25	98-4645	1	Plate-Cover
6	105-9762	6	Washer	29	100-3176	1	Housing ASM
7	100-3182	2	Shim Kit	29:1	94-6363	1	Bearing
8	98-4639	2	Bearing-Cone	31	252-71	2	Washer-Thrust
9	94-3646	1	Key	32	252-66	1	Bearing-Thrust
10	104-4888	1	Swashplate	33	33-3720	1	Washer
11	76-6070	1	Rotating Kit	39	98-4635	1	Insert-Plate, Cam
13	104-0429	1	Plate-Valve	42	74-9040	1	Coupler
15	76-6150	2	Pin-Dowel	43	104-4868	1	Seal Repair Kit
16	105-3813	1	Endcover Sub ASM	43:1	32151-13	1	Ring-Retaining
16:1	94-6368	1	Bearing	43:2	32151-29	1	Ring-Retaining
16:2		1	Pin-Roll ●	43:3	33-4930	1	Gasket-Housing
18	74-9280	2	Plug ASM	43:4	104-4861	1	Seal-Shaft
18:1		1	Ring-Retaining ●	43:5	100-3179	1	O-Ring
19	104-4889	1	Relief Valve ASM				

● Not serviced separately

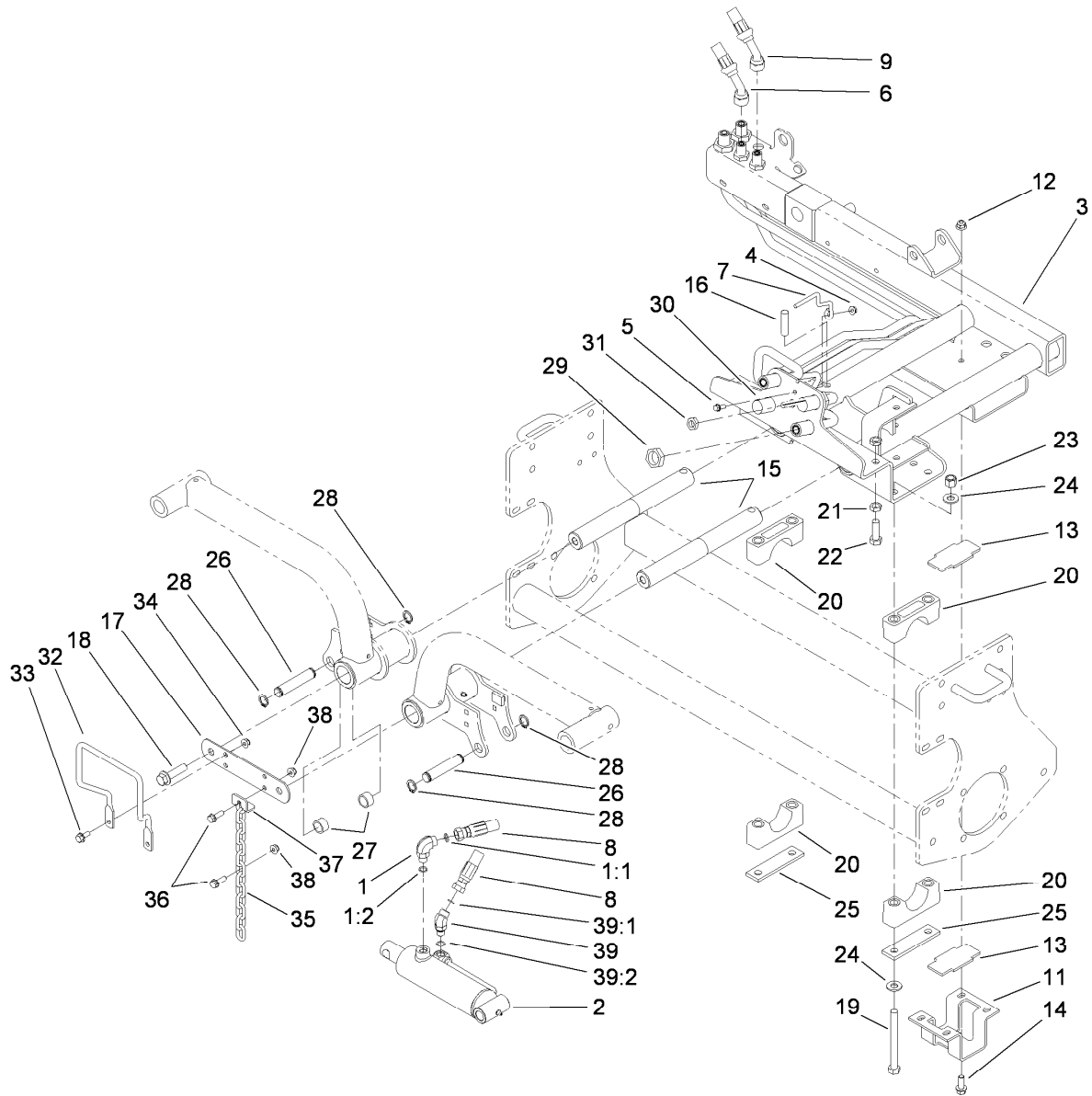


Gear Pump Assembly No. 95-8601

Ref.	Part Number	Qty.	Description
1		1	Plate-Front ■
2		1	Plate-Back ■
3		1	Body ■
4	95-4364	1	Body
5		1	Gear-Drive ■
6		1	Gear-Idler ■
7	95-4366	1	Gear-Idler
9	95-4368	2	Plate-Wear
11	94-8158	8	Screw-Cap
12		4	Ring-Retaining ■
12	94-8161	1	Seal Repair Kit ●
12:1	49-2640	1	Seal-Shaft
12:2	60-5890	1	Washer
12:5		4	Ring-Retaining ■
12:6	94-8160	4	Washer
12:7	95-4369	2	Seal-Pressure
12:8	95-4367	2	Gasket-Backup
12:9	94-3011	1	Plug
13		1	Plate-Adapter ■
14		1	Key ■
16	95-4373	1	Gear-Fit, Slip
19	49-2640	1	Seal-Shaft
20	60-5890	1	Washer

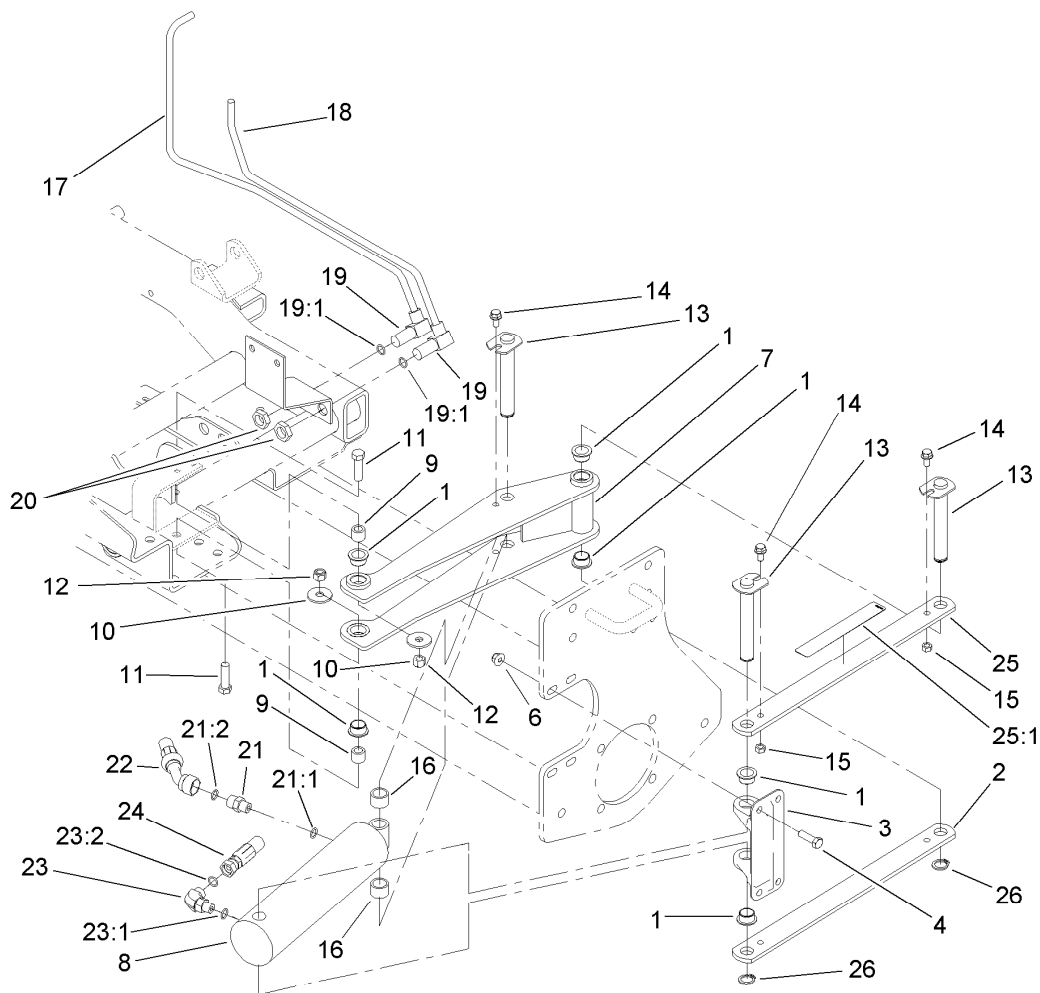
● Not illustrated

■ Not serviced separately



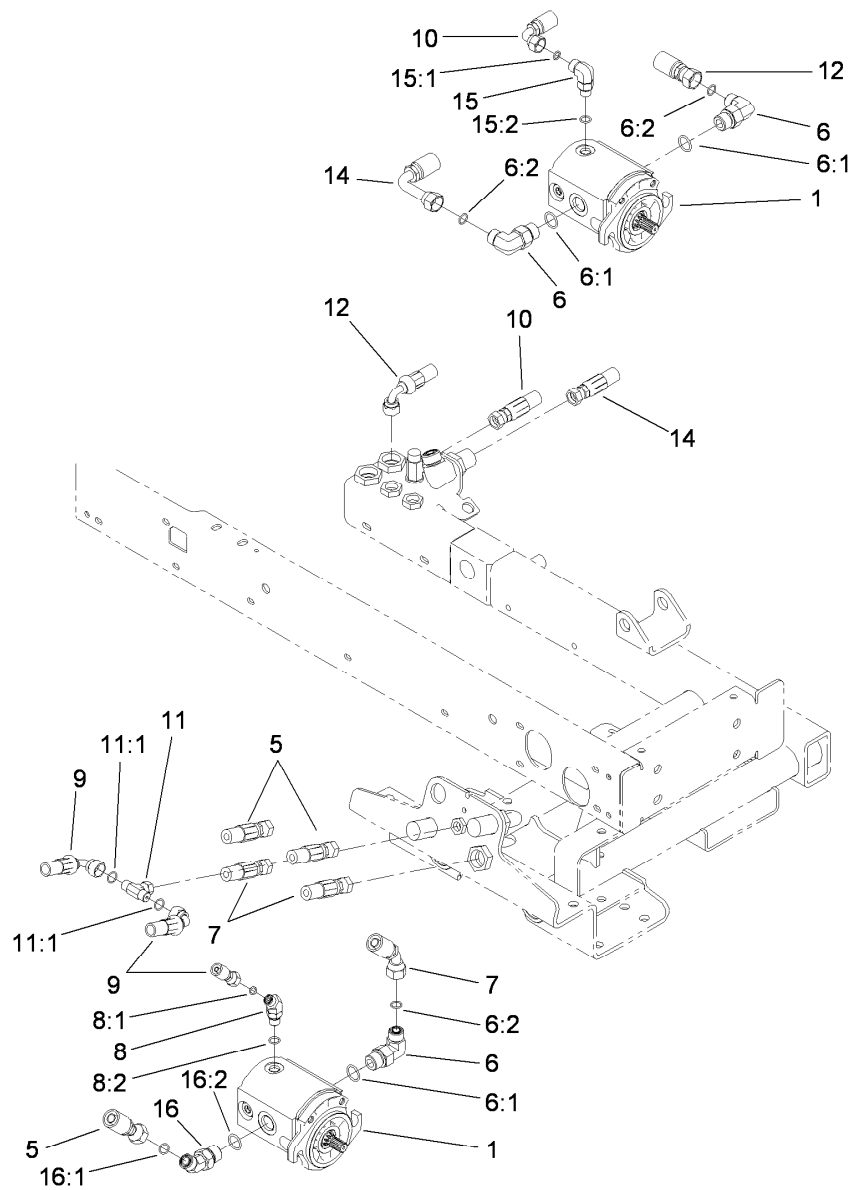
Carrier Assembly

<i>Ref.</i>	<i>Part Number</i>	<i>Qty.</i>	<i>Description</i>	<i>Ref.</i>	<i>Part Number</i>	<i>Qty.</i>	<i>Description</i>
1	340-77	1	Fitting-HYD, 90 DEG	21	3218-5	4	Nut-Jam
1:1	237-22	1	O-Ring	22	325-6	2	Screw-HH
1:2	237-42	1	O-Ring	23	3296-23	8	Nut-Lock, NI
2	117-5109	1	Cylinder-HYD	24	87-7270	16	Washer-Thrust
3	100-4930-03	1	Carrier ASM	25	99-3373	4	Bar-Support, Slide
4	32128-33	1	Nut-HF	26	95-8575	2	Pin
5	3234-4	1	Screw-HHF	27	75-9590	2	Spacer-Cylinder
6	95-8822	1	Hose-HYD	28	32120-93	4	Ring-Retaining
7	99-3433	1	Wire-Center	29	340-74	4	Nut-Lock, Bulkhead
8	117-5147	2	Hose ASM-HYD	30	99-3640	1	Tube ASM
9	95-8821	1	Hose-HYD	31	340-78	1	Nut-Lock
11	95-8519-03	1	Bracket-Slide	32	99-3492	1	Rod-Formed, Hose Guard
12	104-8301	4	Nut-Flange, NI	33	3234-5	2	Screw-HHF
13	95-8538	2	Slide-Plastic	34	104-8300	2	Nut-Flange, NI
14	3234-11	4	Screw-HHF	35	98-7981	2	Chain-Link, Straight
15	95-8531	2	Shaft-Pivot, Liftarm	36	3234-17	4	Screw-HHF
16	32121-122	2	Pin-Roll	37	99-3550	2	Clip-Link
17	95-8532-03	1	Link-Shaft, Pivot	38	104-8300	4	Nut-Flange, NI
18	3234-27	2	Screw-HHF	39	340-87	1	Fitting-HYD, 45 DEG
19	325-19	8	Screw-HH	39:1	237-22	1	O-Ring
20	104-4865	8	Cap-Bearing	39:2	237-42	1	O-Ring



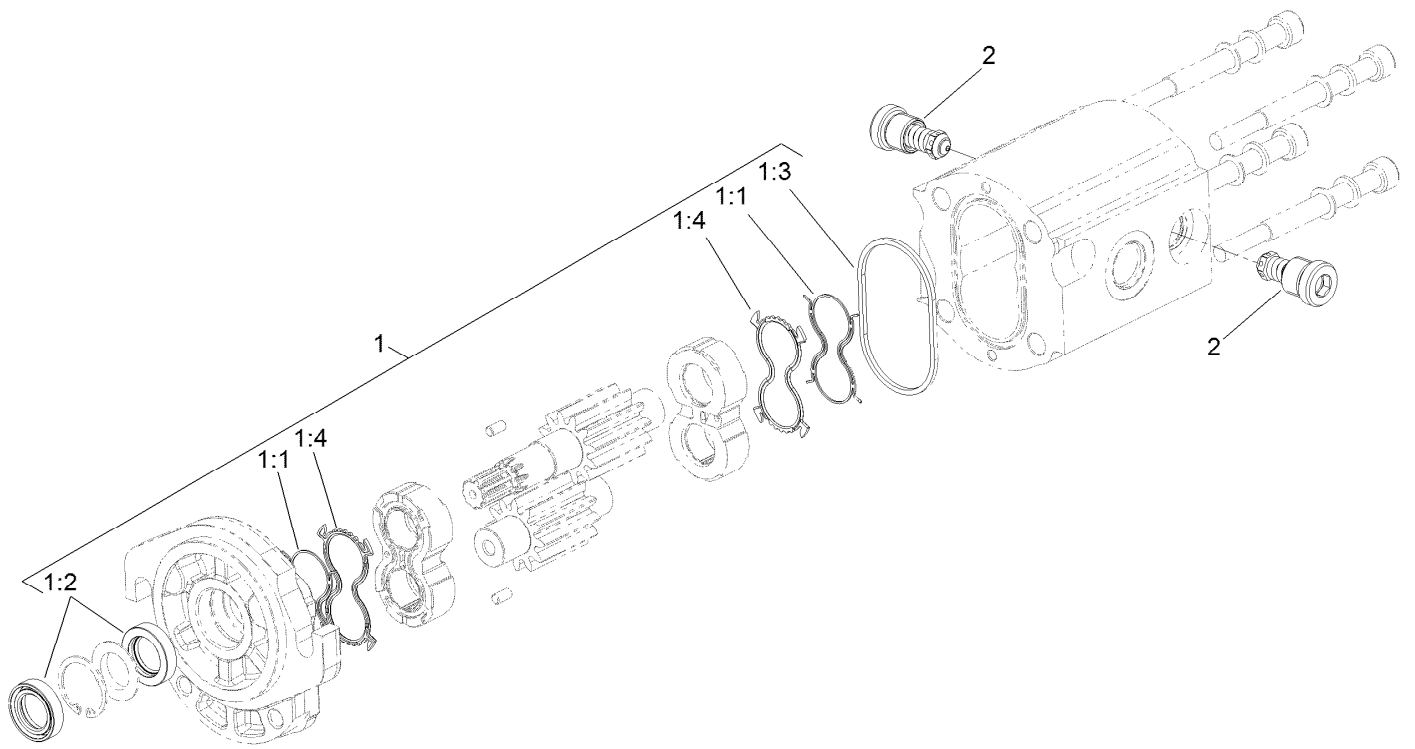
Scissor Assembly

<i>Ref.</i>	<i>Part Number</i>	<i>Qty.</i>	<i>Description</i>	<i>Ref.</i>	<i>Part Number</i>	<i>Qty.</i>	<i>Description</i>
1	95-8526	6	Bushing-Plastic	18	95-8791	1	Tube-HYD
2	95-8527-03	1	Link-Scissor	19	340-154	2	Union-Bulkhead
3	95-8883	1	Mount-Scissor	19:1	237-22	2	O-Ring
4	323-7	4	Screw-HH	20	340-70	2	Nut-Lock
6	104-8301	4	Nut-Flange, NI	21	85-9720	1	Fitting-Orificed (.060)
7	95-8521-03	1	Frame-Scissor	21:1	237-78	1	O-Ring
8	95-8512	1	Cylinder-HYD	21:2	237-21	1	O-Ring
9	95-8603	2	Spacer	22	95-8838	1	Hose-HYD
10	87-5330	2	Washer	23	340-132	1	Fitting-HYD, 90 DEG
11	324-6	2	Screw-HH	23:1	237-78	1	O-Ring
12	3296-48	2	Nut-Lock, NI	23:2	237-21	1	O-Ring
13	95-8529	3	Pin	24	95-8839	1	Hose-HYD
14	3234-14	3	Screw-HHF	25	99-3505	1	Scissors Link ASM
15	32152-1	3	Nut-Lock, Cone	25:1	94-3353	1	Decal-Point, Pinch
16	46-6350	2	Spacer	26	32120-93	2	Ring-Retaining
17	95-8790	1	Tube-HYD				



Reel Motor Assembly

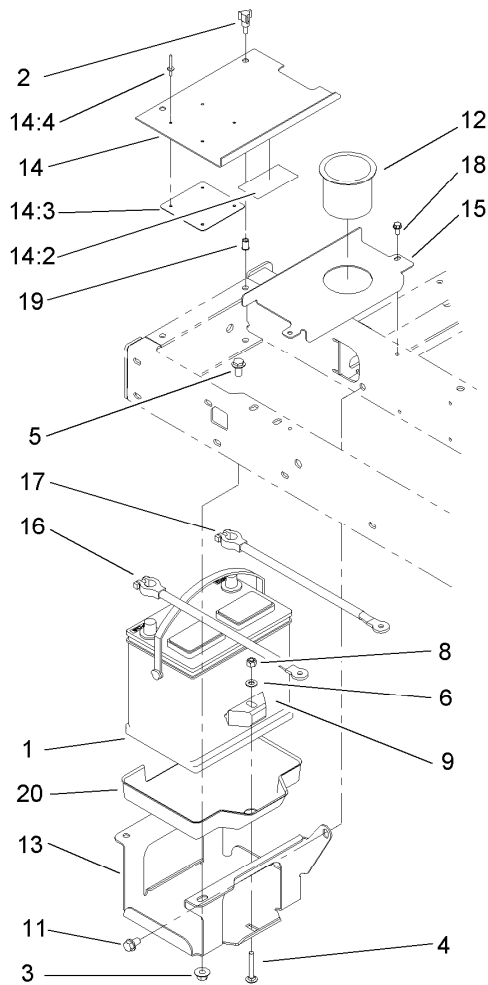
Ref.	Part Number	Qty.	Description	Ref.	Part Number	Qty.	Description
1	115-8250	3	Gear Motor ASM	11	99-3477	1	Fitting-Tee
5	117-5142	2	HYD Hose ASM	11:1	237-42	2	O-Ring
6	340-105	4	Fitting-HYD, 90 DEG	12	117-5146	1	HYD Hose ASM
6:1	237-80	1	O-Ring	14	117-5145	1	HYD Hose ASM
6:2	237-30	1	O-Ring	15	340-77	1	Fitting-HYD, 90 DEG
7	117-5143	2	HYD Hose ASM	15:1	237-22	1	O-Ring
8	340-137	2	Fitting	15:2	237-42	1	O-Ring
8:1	237-21	1	O-Ring	16	340-89	2	Fitting-HYD, 45 DEG
8:2	237-42	1	O-Ring	16:1	237-30	1	O-Ring
9	117-5144	2	HYD Hose ASM	16:2	237-80	1	O-Ring
10	114-5500	1	Hose-Hydraulic				



Gear Motor Assembly No. 115-8250

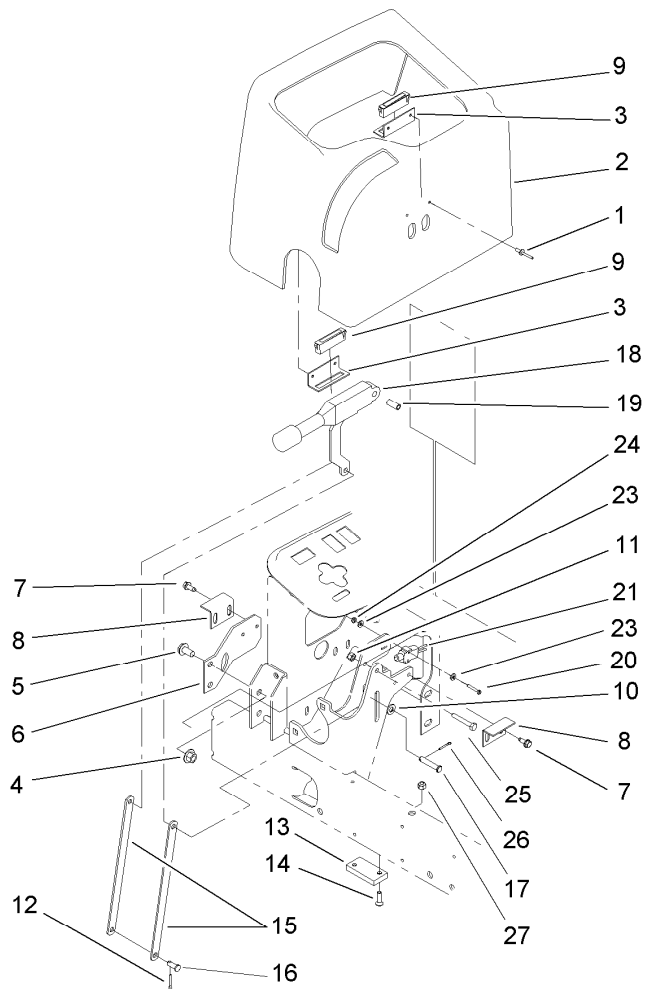
<i>Ref.</i>	<i>Part Number</i>	<i>Qty.</i>	<i>Description</i>
1	125-1682	1	Motor Seal Kit
1:1		2	Seal-Anti Extrusion ●
1:2		2	Seal-Shaft ●
1:3		1	Seal-Quad ●
1:4		2	Seal ●
2	117-5107	2	Valve-Check

● Not serviced separately



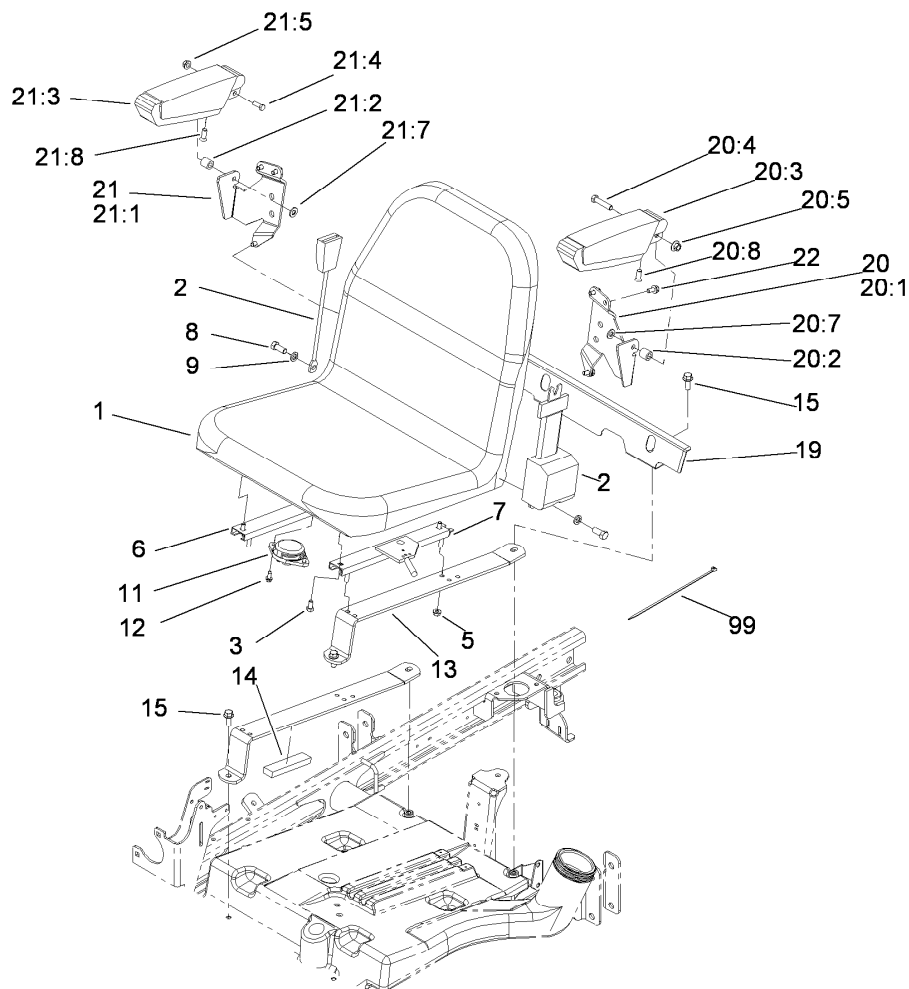
Battery Assembly

<i>Ref.</i>	<i>Part Number</i>	<i>Qty.</i>	<i>Description</i>
1	104-9979	1	Battery-Dry
2	233-70	2	Knob-Star, Three
3	32128-43	3	Nut-Flange
4	3230-6	1	Screw-CARR
5	3234-1	3	Screw-HHF
6	3256-23	1	Washer-Flat
8	3296-29	1	Nut-Lock, NI
9	66-2490	1	Retainer-Battery
11	32144-15	1	Screw-HHFTF
12	94-1410	1	Holder-Can, Beverage
13	95-8796-03	1	Support-Battery
14	99-3602	1	Battery Cover ASM
14:2	93-7276	1	Decal-Danger
14:3	87-7620	1	Shield-Terminal, Battery
14:4	3269-27	4	Rivet-Snap
15	95-8817-01	1	Cover-Battery, Inner
16	95-8853	1	Cable-Battery, Positive
17	95-8854	1	Cable-Battery, Negative
18	32144-4	2	Screw-HWH
19	32148-6	2	Insert-Nut
20	99-3513	1	Tray-Battery



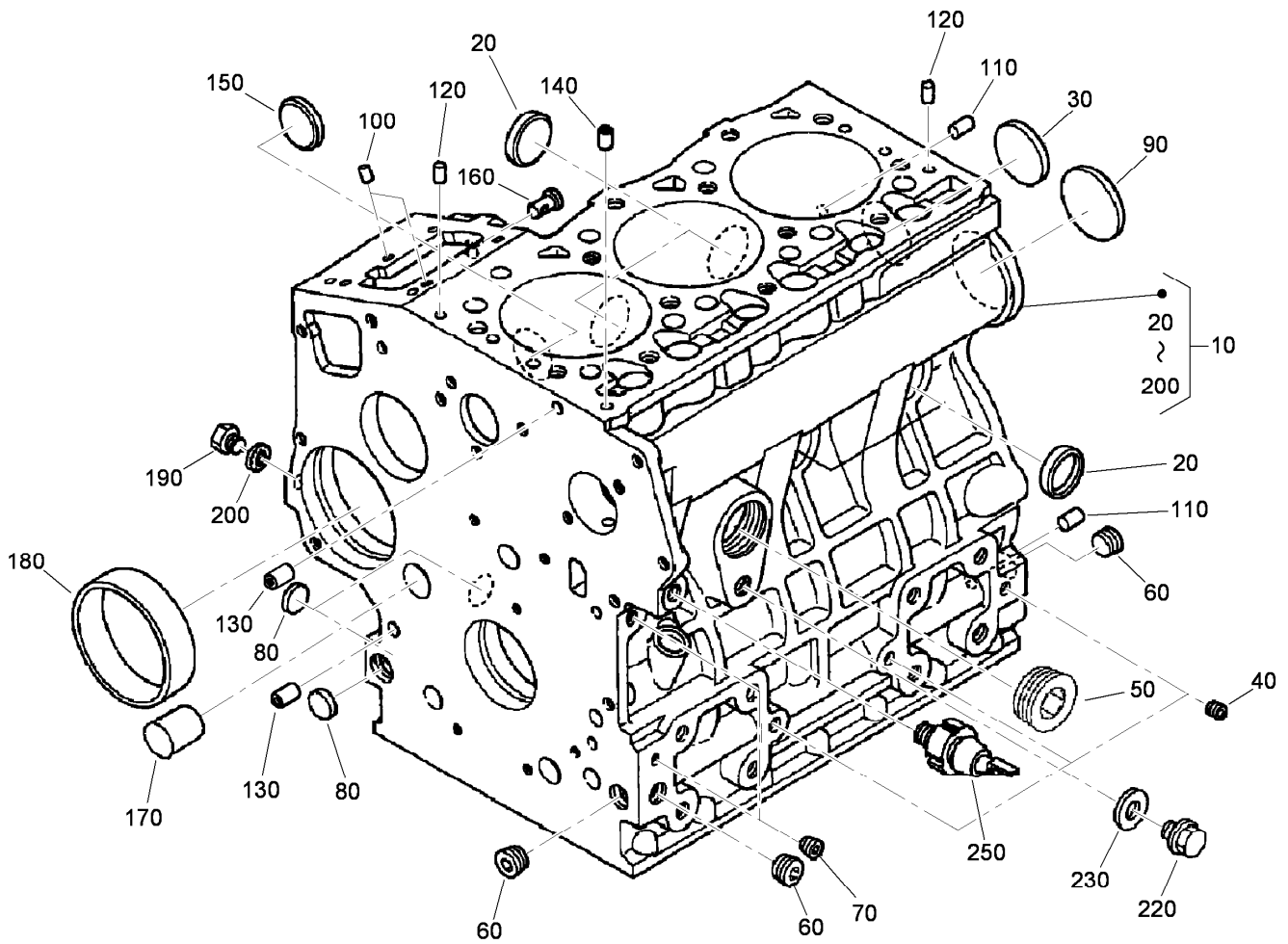
Parking Brake Assembly

<i>Ref.</i>	<i>Part Number</i>	<i>Qty.</i>	<i>Description</i>	<i>Ref.</i>	<i>Part Number</i>	<i>Qty.</i>	<i>Description</i>
1	3269-5	4	Rivet-Pop	14	3289-4	2	Screw-FH
2	95-8707	1	Cover-Dash	15	104-4628-03	2	Link-Brake, Parking
3	95-8763	2	Bracket-Hold Down, Cover	16	283-62	1	Pin-Clevis
4	32128-43	2	Nut-Flange	17	94-3829	1	Pin-Clevis
5	3234-1	2	Screw-HHF	18	104-4817	1	Lever-Brake
6	95-8764-03	1	Support-Magnet	19	87-4710	1	Spacer-Brake, Parking
7	32144-10	4	Screw-HWH	20	32105-9	2	Screw
8	95-8765	2	Bracket-Strike, Magnet	21	95-8900	1	Switch
9	58-4250	2	Catch-Magnetic	23	3256-21	4	Washer-Flat
10	3256-23	1	Washer-Flat	24	3296-9	2	Nut-Lock
11	3296-42	1	Nut-Lock, NI	25	321-10	1	Screw-HH
12	3272-10	1	Pin-Cotter	26	3272-6	1	Pin-Cotter
13	95-8684	1	Pad-Bumper	27	32128-32	2	Nut-HHF



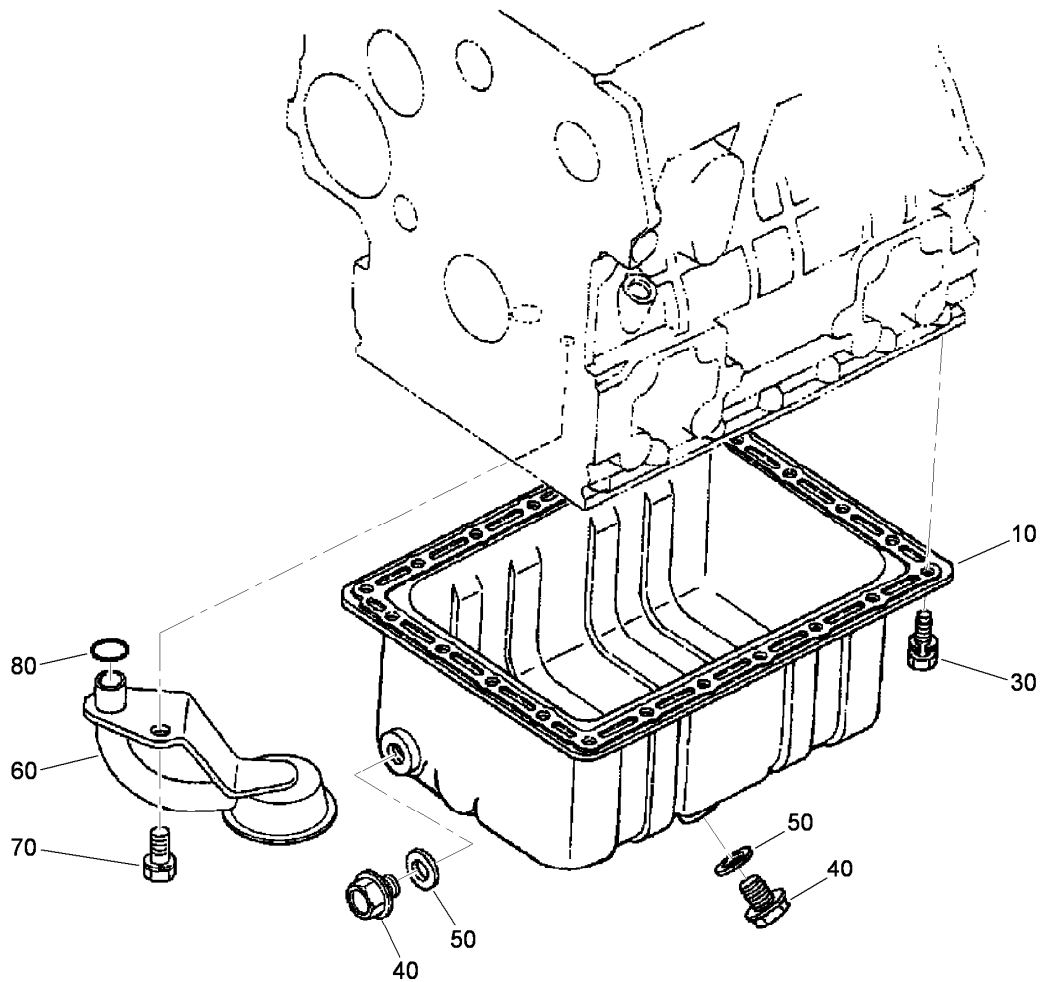
Seat Assembly

<i>Ref.</i>	<i>Part Number</i>	<i>Qty.</i>	<i>Description</i>	<i>Ref.</i>	<i>Part Number</i>	<i>Qty.</i>	<i>Description</i>
1	104-4620	1	Seat	20:2	92-7301	1	Spacer
2	100-4928	1	Belt-Seat	20:3	69-1180	1	Armrest
3	3234-14	4	Screw-HHF	20:4	323-9	1	Screw-HH
5	104-8300	4	Nut-Flange, NI	20:5	32128-19	1	Nut-HF
6	92-8990	1	Adjuster-Slave	20:7	3256-24	1	Washer-Flat
7	92-8991	1	Adjuster (W/Latch)	20:8	92-7318	1	Screw
8	3212-4	2	Screw-HH	21	92-7306	1	RH Armrest ASM
9	3253-6	2	Washer-Lock	21:1	69-0770	1	Bracket-Arm, RH
11	92-6282	1	Switch-Seat	21:2	92-7301	1	Spacer
12	32144-10	2	Screw-HWH	21:3	69-1180	1	Armrest
13	104-4847-03	2	Strap-Support, Seat	21:4	323-9	1	Screw-HH
14	95-8896	2	Foam	21:5	32128-19	1	Nut-HF
15	3234-11	4	Screw-HHF	21:7	3256-24	1	Washer-Flat
19	104-4833-03	1	Shield-Heat	21:8	92-7318	1	Screw
20	92-7307	1	LH Armrest ASM	22	3234-14	6	Screw-HHF
20:1	69-0760	1	Bracket-Arm, LH	99	3290-378	1	Tie-Cable



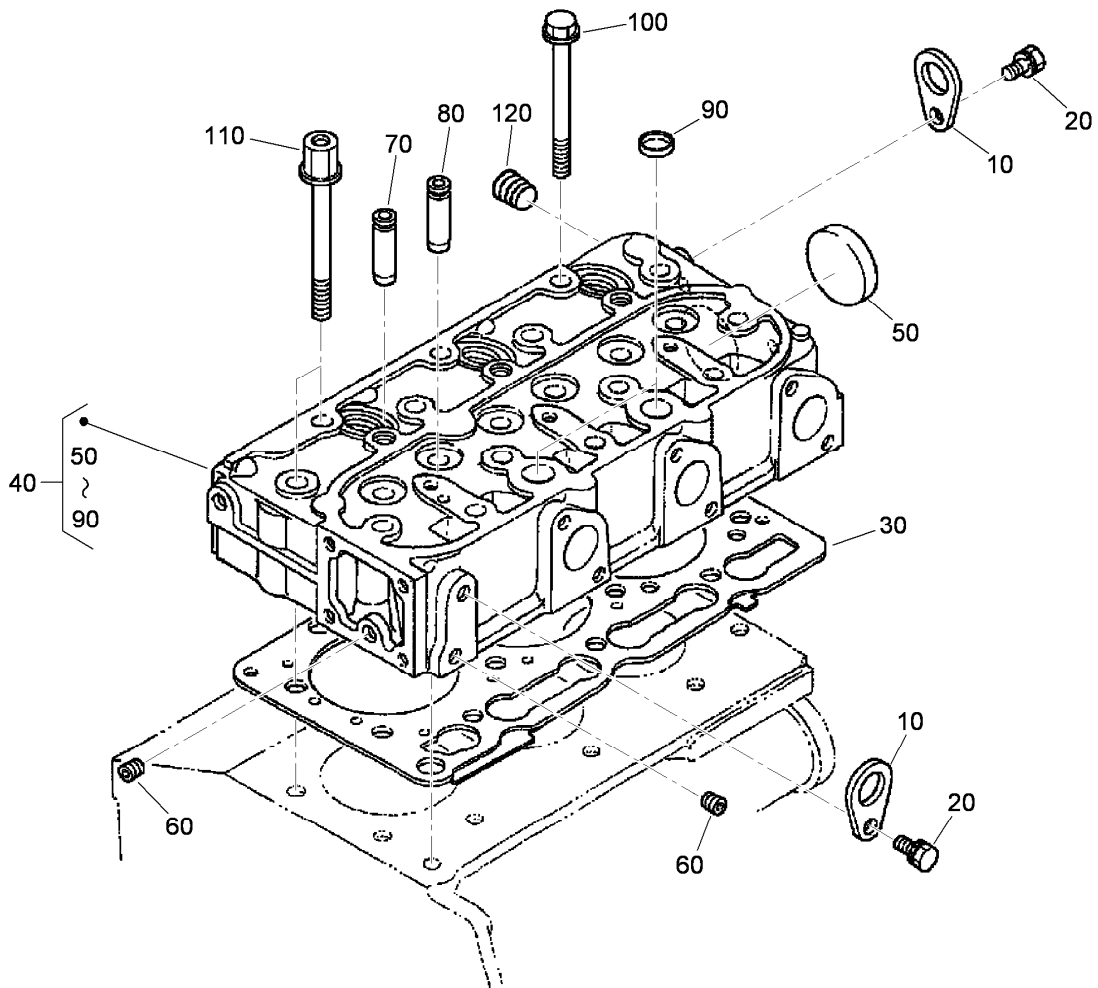
Crankcase Assembly

<i>Ref.</i>	<i>Part Number</i>	<i>Qty.</i>	<i>Description</i>
10	115-3443	1	Crankcase ASM
20	98-9398	4	Cap-Sealing
30	98-7539	1	Cap-Sealing
40	98-7540	3	Plug
50	105-3779	1	Plug
60	98-9597	3	Plug
70	98-7487	2	Plug
80	98-9379	3	Plug-Expansion
90	98-9668	1	Plug-Expansion
100	98-9375	2	Pin-Straight
110	98-9377	2	Pin-Straight
120	98-9376	2	Pin-Straight
130	98-9387	2	Pin-Pipe
140	98-9539	1	Pin-Pipe
150	98-9599	1	Plug
160	98-9630	1	Pin-Spring, Start
170	98-9675	1	Plug
180	98-9656	1	Bushing-Governor, Gear
190	98-7507	1	Plug
200	98-7428	1	Gasket
220	99-3447	1	Plug
230	106-7056	1	Gasket
250	98-9416	1	Switch-Oil



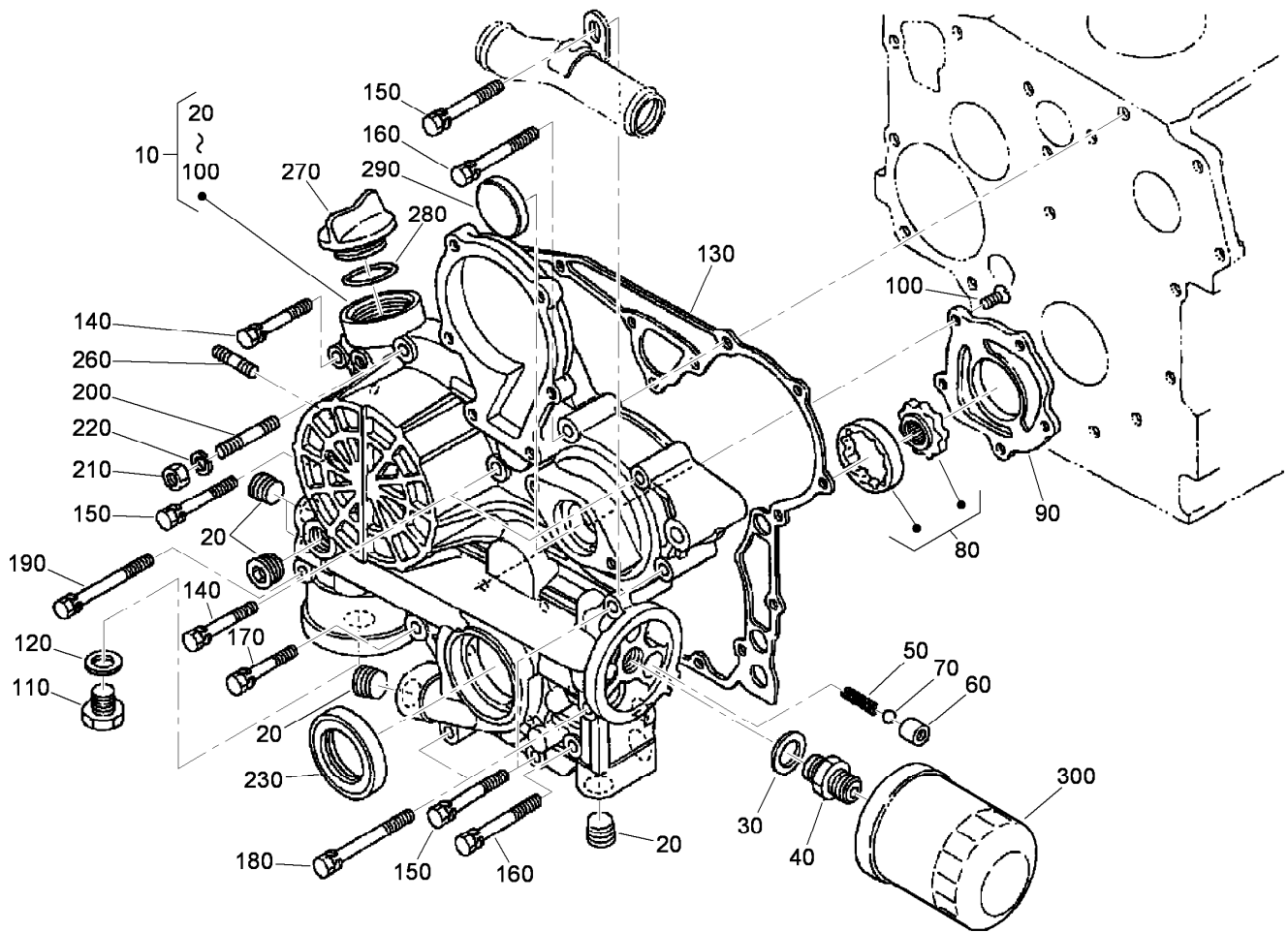
Oil Pan Assembly

<i>Ref.</i>	<i>Part Number</i>	<i>Qty.</i>	<i>Description</i>
10	98-9685	1	Pan-Oil
30	98-9351	22	Bolt
40	114-8151	2	Plug-Drain
50	98-7524	2	Gasket
60	112-7044	1	*obs* Head-Filter
70	98-7526	1	Bolt
80	105-3776	1	O-Ring



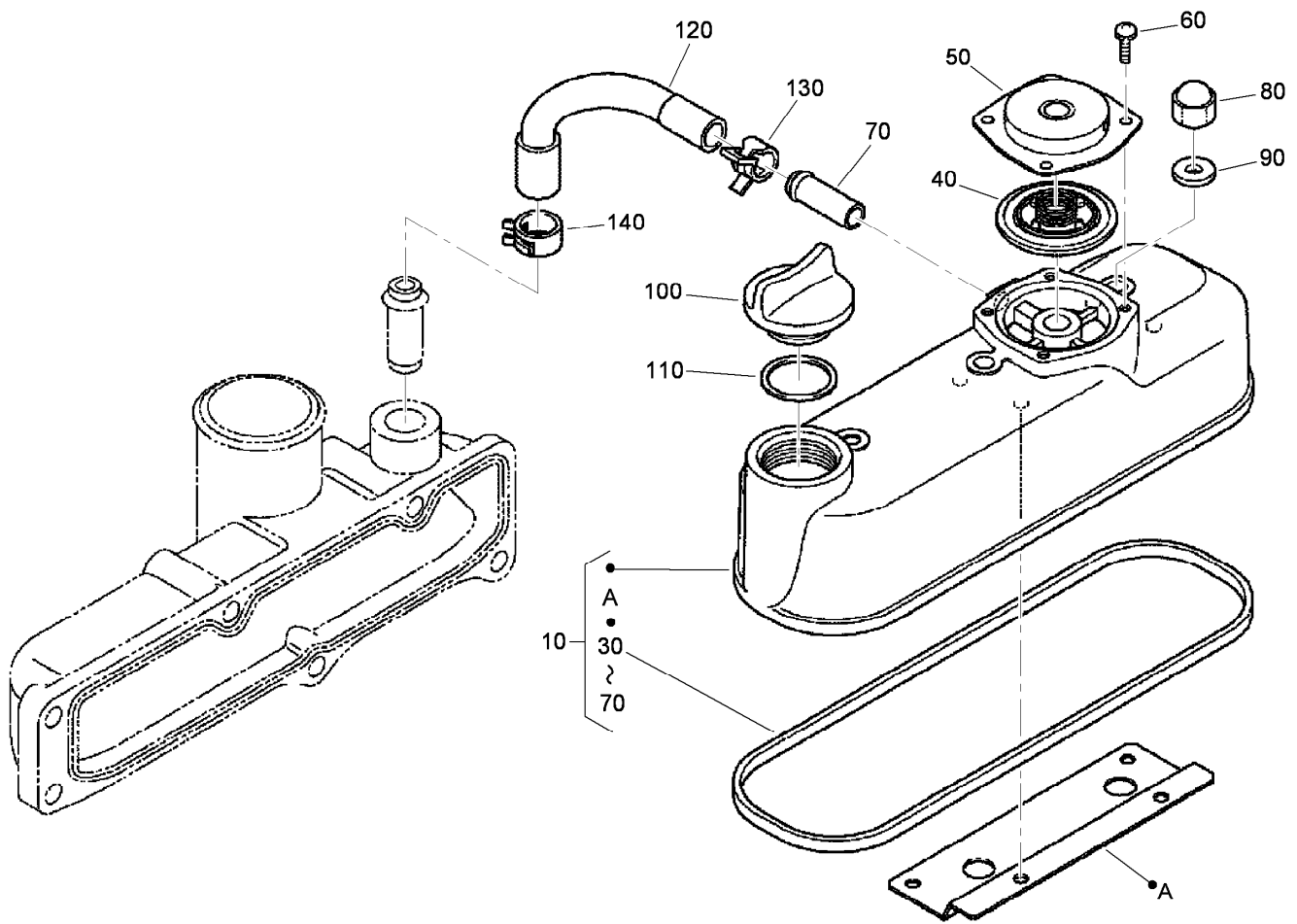
Cylinder Head Assembly

<i>Ref.</i>	<i>Part Number</i>	<i>Qty.</i>	<i>Description</i>
10	98-7531	2	Hook-Engine
20	100-9195	2	Bolt
30	108-6573	1	Gasket-Head, Cylinder
40	115-3445	1	Cylinder Head ASM
50	105-3705	1	Cap-Sealing
60	98-7540	2	Plug
70	107-9066	3	Guide-Valve, Inlet
80	107-9067	3	Guide-Valve, Exhaust
90	98-9389	2	Cap-Sealing
100	98-9479	12	Bolt-Head, Cylinder
110	98-9647	2	Bolt-Head, Cylinder
120	98-9444	1	Plug



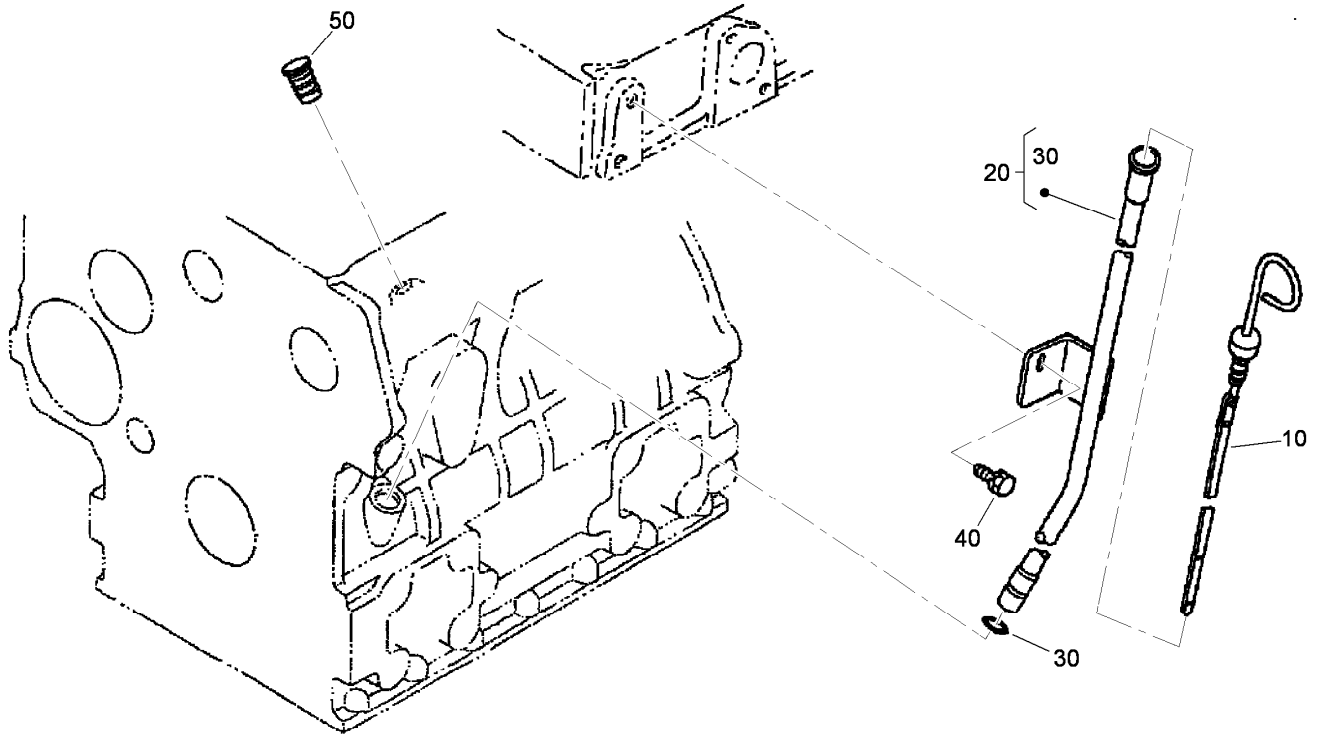
Gear Case and Oil Filter Cartridge Assembly

<i>Ref.</i>	<i>Part Number</i>	<i>Qty.</i>	<i>Description</i>	<i>Ref.</i>	<i>Part Number</i>	<i>Qty.</i>	<i>Description</i>
10	115-3442	1	Comp Gear Case	150	105-3797	4	Bolt
20	98-9598	5	Plug	160	98-9356	2	Bolt
30	98-7562	1	Washer-Plain	170	98-9437	1	Bolt
40	98-9388	1	Joint-Pipe	180	98-9586	2	Bolt
50	98-9544	1	Spring	190	99-3511	1	Bolt
60	98-9543	1	Seat-Valve	200	105-3709	1	Stud
70	98-9380	1	Ball	210	98-7572	1	Nut
80	98-9540	1	Oil Pump Rotor ASM	220	98-7699	1	Washer-Spring
90	105-3708	1	Cover-Pump, Oil	230	98-9482	1	Seal-Oil
100	98-9592	5	Screw	260	105-3710	2	Stud
110	99-3450	1	Plug	270	107-9075	1	Plug-Filler, Oil
120	99-3451	1	Plug-Packing	280	99-3446	1	O-Ring
130	98-9633	1	Gasket-Case, Gear	290	98-9641	1	Cover-Case, Gear
140	107-9073	3	Bolt	300	108-3841	1	Filter-Oil



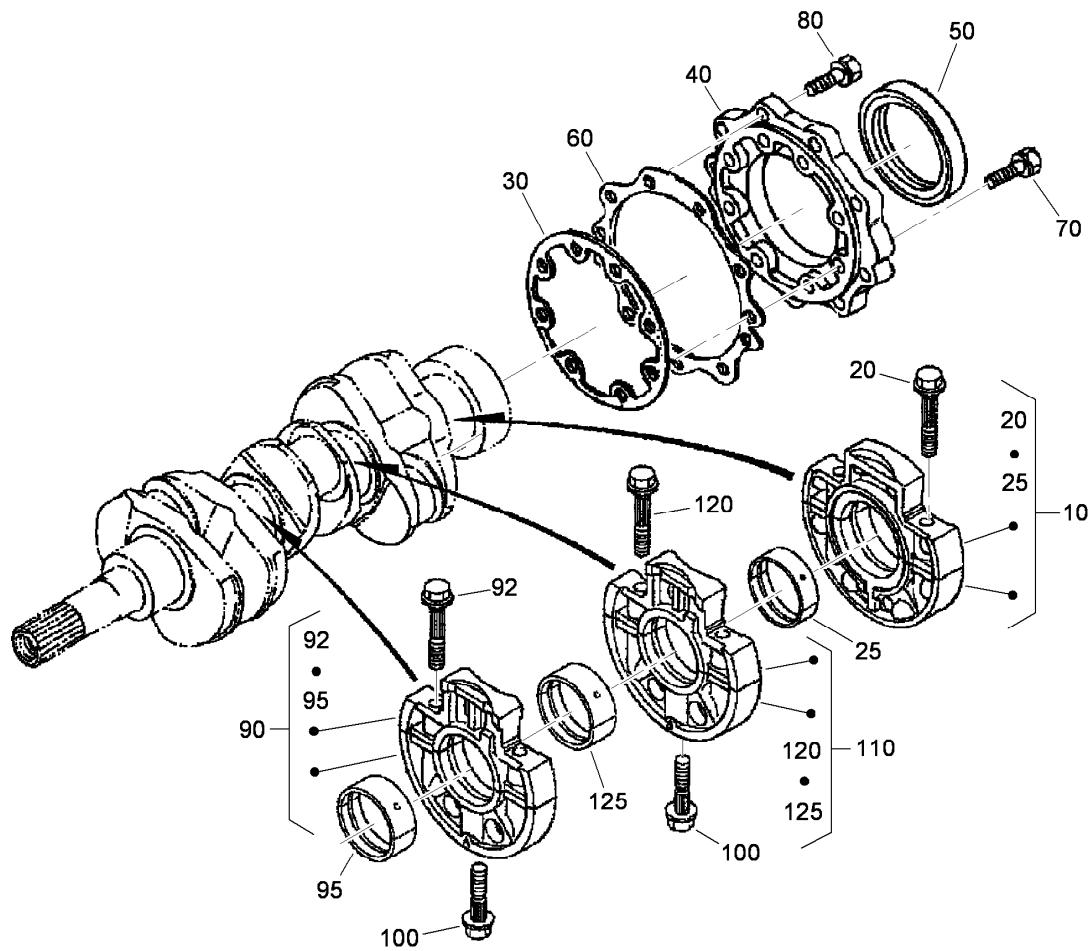
Cylinder Head Cover Assembly

<i>Ref.</i>	<i>Part Number</i>	<i>Qty.</i>	<i>Description</i>
10	115-3446	1	Cylinder Head Cover ASM
30	98-9615	1	Gasket-Cover, Head
40	110-3715	1	Valve-Breather
50	110-3714	1	Cover-Breather
60	98-9364	4	Screw (With Washer)
70	98-7766	1	Pipe-Return, Water
80	98-9455	3	Nut-Cap
90	98-9454	3	Gasket
100	107-9075	1	Plug-Filler, Oil
110	99-3446	1	O-Ring
120	108-2858	1	Tube-Breather
130	108-2859	1	Clamp-Hose
140	108-2860	1	Clamp-Hose



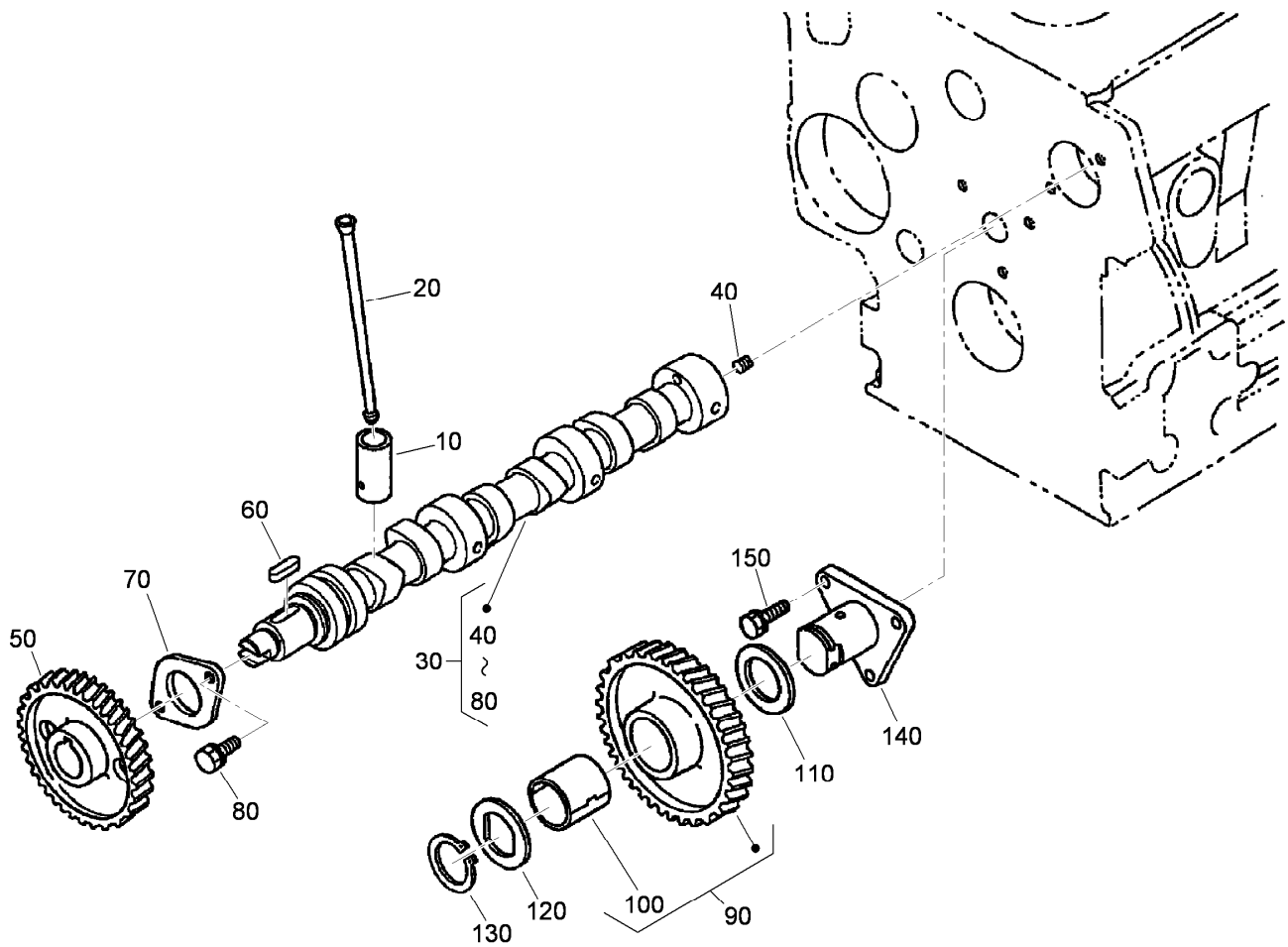
Dipstick and Guide Assembly

<i>Ref.</i>	<i>Part Number</i>	<i>Qty.</i>	<i>Description</i>
10	98-9670	1	Gauge-Oil
20	98-9672	1	Oil Gauge Guide ASM
30	98-9722	1	O-Ring
40	98-7453	1	Bolt
50	110-3720	1	Plug-Gauge, Oil



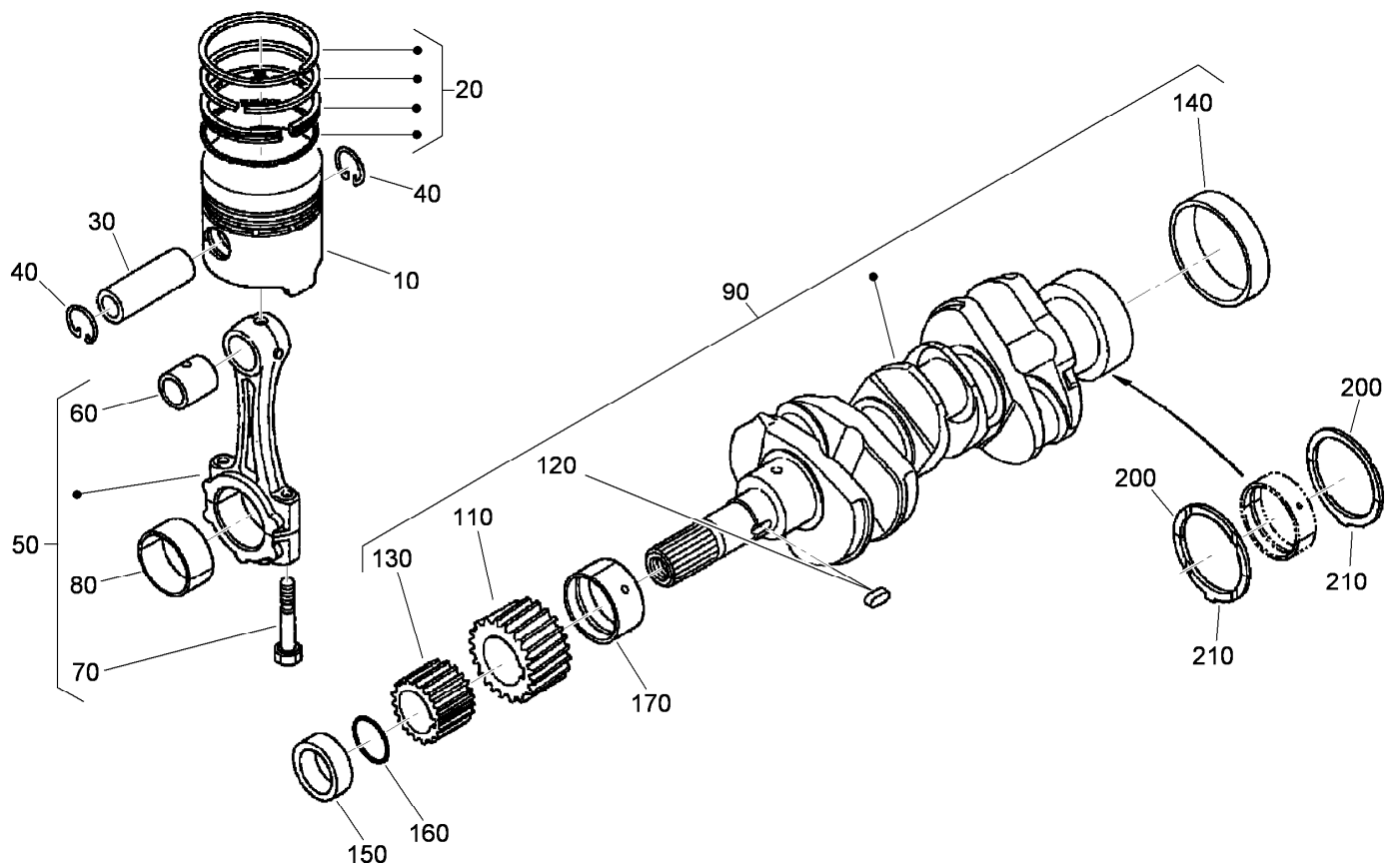
Main Bearing Case Assembly

Ref.	Part Number	Qty.	Description
10	112-7026	1	Wheel Bearing Case ASM
20	98-9484	2	Bolt-Case, Bearing
25	112-7045	1	Metal-Crankshaft
25	112-7039	1	Metal-Crankshaft (0.2Mm)
25	112-7040	1	Metal-Crankshaft (-0.4Mm)
30	98-9634	1	Gasket-Case, Bearing
40	112-7046	1	Cover-Case, Bearing
50	112-0180	1	Seal-Oil
60	112-7037	1	Gasket-Cover, Case
70	98-9352	8	Bolt
80	98-7568	9	Bolt
90	115-4106	1	Main Bearing Case ASM
92	98-9484	2	Bolt-Case, Bearing
95	98-9524	1	Metal-Crankshaft (STD Set)
95	98-9530	1	Bearing-Main (0.2Mm)
95	98-9531	1	Bearing-Main (0.4Mm)
100	98-9485	2	Bolt-Case, Bearing
110	115-4107	1	Main Bearing Case ASM
120	98-9484	2	Bolt-Case, Bearing
125	98-9524	1	Metal-Crankshaft (STD Set)
125	98-9530	1	Bearing-Main (0.2Mm)
125	98-9531	1	Bearing-Main (0.4Mm)



Camshaft and Idle Gear Shaft Assembly

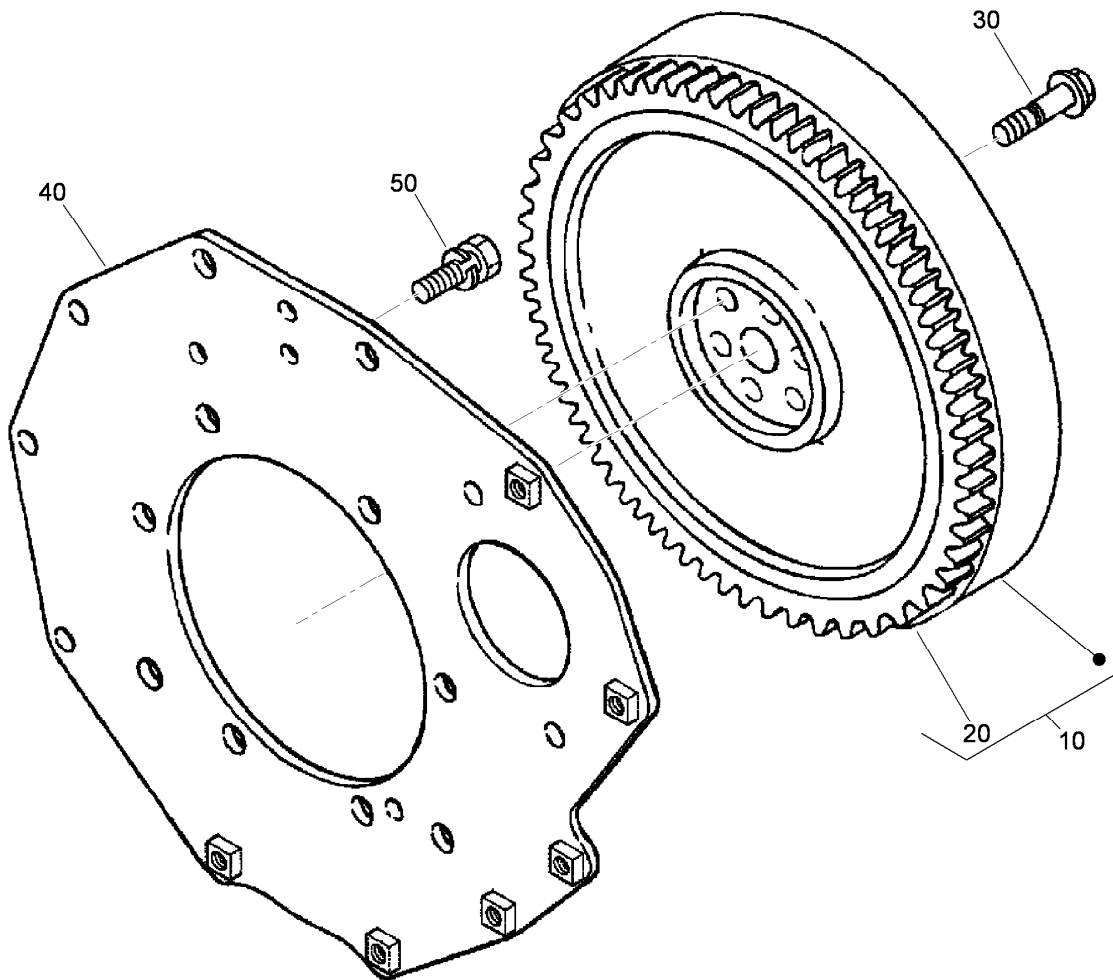
<i>Ref.</i>	<i>Part Number</i>	<i>Qty.</i>	<i>Description</i>
10	112-0185	6	Tappet
20	98-9509	6	Rod-Push
30	108-6576	1	Camshaft ASM
40	98-7449	1	Screw-Set
50	98-9512	1	Gear-Cam
60	98-9378	1	Key-Feather
70	98-9510	1	Stopper-Camshaft
80	98-7692	2	Bolt
90	98-9649	1	Idle Gear ASM
100	98-9650	1	Bushing-Gear, Idle
110	98-9535	1	Collar-Gear, Idle
120	98-9536	1	Collar-Gear, Idle
130	98-9534	1	Circlip-Gear, Idle
140	98-9533	1	Shaft-Gear, Idle
150	98-7692	3	Bolt



Piston and Crankshaft Assembly

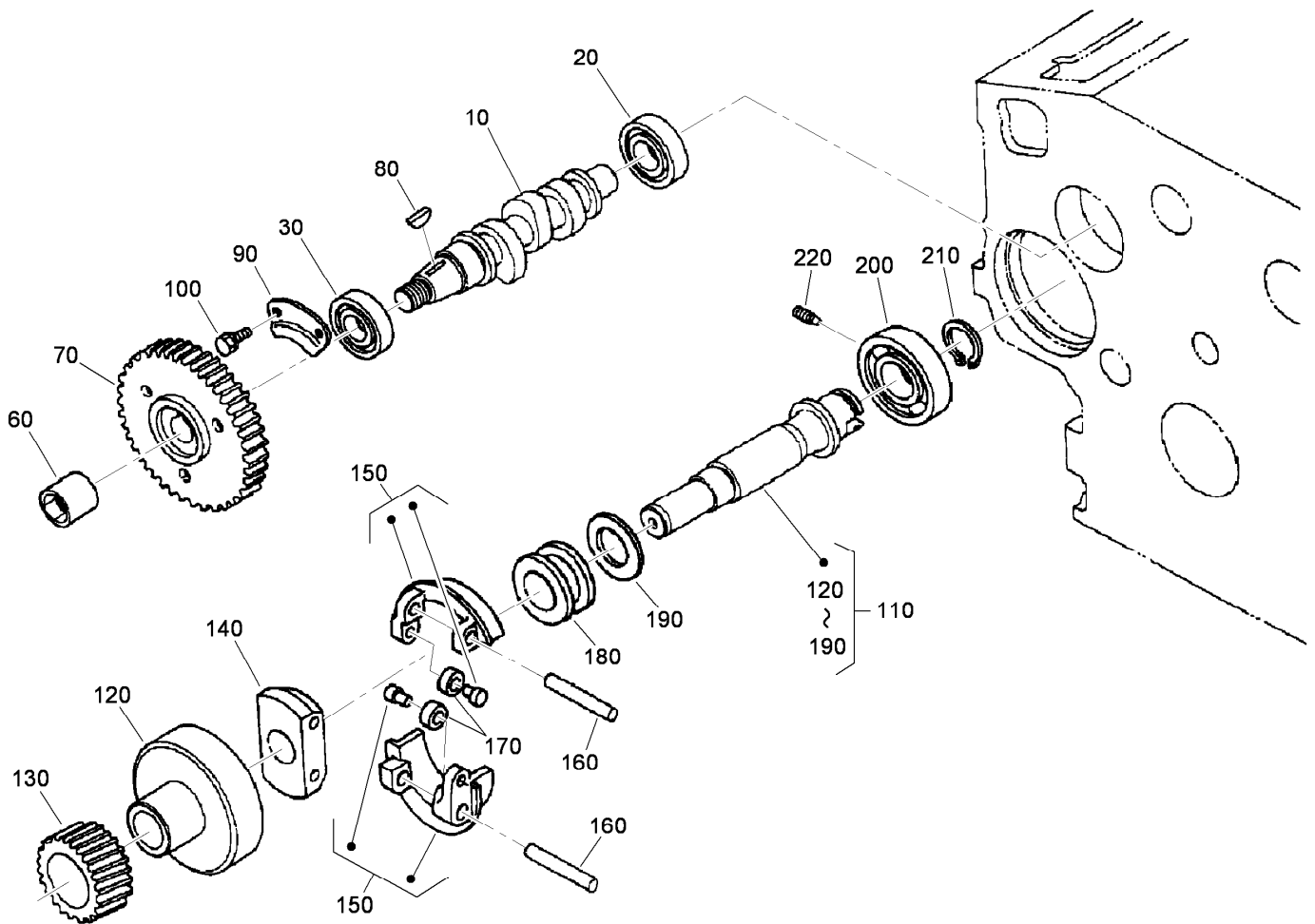
<i>Ref.</i>	<i>Part Number</i>	<i>Qty.</i>	<i>Description</i>
10	112-8404	3	Piston (STD)
10	112-8414	3	Piston (+0.5Mm)
20	98-9551	3	Piston Ring ASM (STD)
20	108-1404	3	Piston Ring ASM (0.5Mm)
30	98-9513	3	Pin-Piston
40	98-9514	6	Circlip-Pin, Piston
50	115-3013	3	Connecting Rod ASM
60	115-3014	3	Bushing-Pin, Piston
70	98-9517	6	Bolt-Rod, Connecting
80	98-9518	3	Metal-Crankpin (STD)
80	98-9519	3	Bearing-Rod (0.2Mm)
80	98-9520	3	Bearing-Rod (0.4Mm)
90	98-9642	1	Crankshaft ASM
110	98-9532	1	Gear-Crankshaft

<i>Ref.</i>	<i>Part Number</i>	<i>Qty.</i>	<i>Description</i>
120	98-9666	1	Key
130	98-9542	1	Gear-Drive, Oil Pump
140	98-9522	1	Sleeve-Crankshaft
150	98-9521	1	Collar-Crankshaft
160	105-3783	1	O-Ring
170	98-9523	1	Metal Crankshaft (STD)
170	98-9528	1	Bearing-Main (-0.2Mm)
170	98-9529	1	Bearing-Main (0.4Mm)
200	98-9413	2	Bearing-Thrust (STD)
200	98-9414	2	Bearing-Thrust (0.2Mm)
200	98-9415	2	Bearing-Thrust (0.4Mm)
210	98-9688	2	Bearing-Thrust (STD)
210	98-9689	2	Bearing-Thrust (0.2Mm)
210	98-9690	2	Bearing-Thrust (0.4Mm)



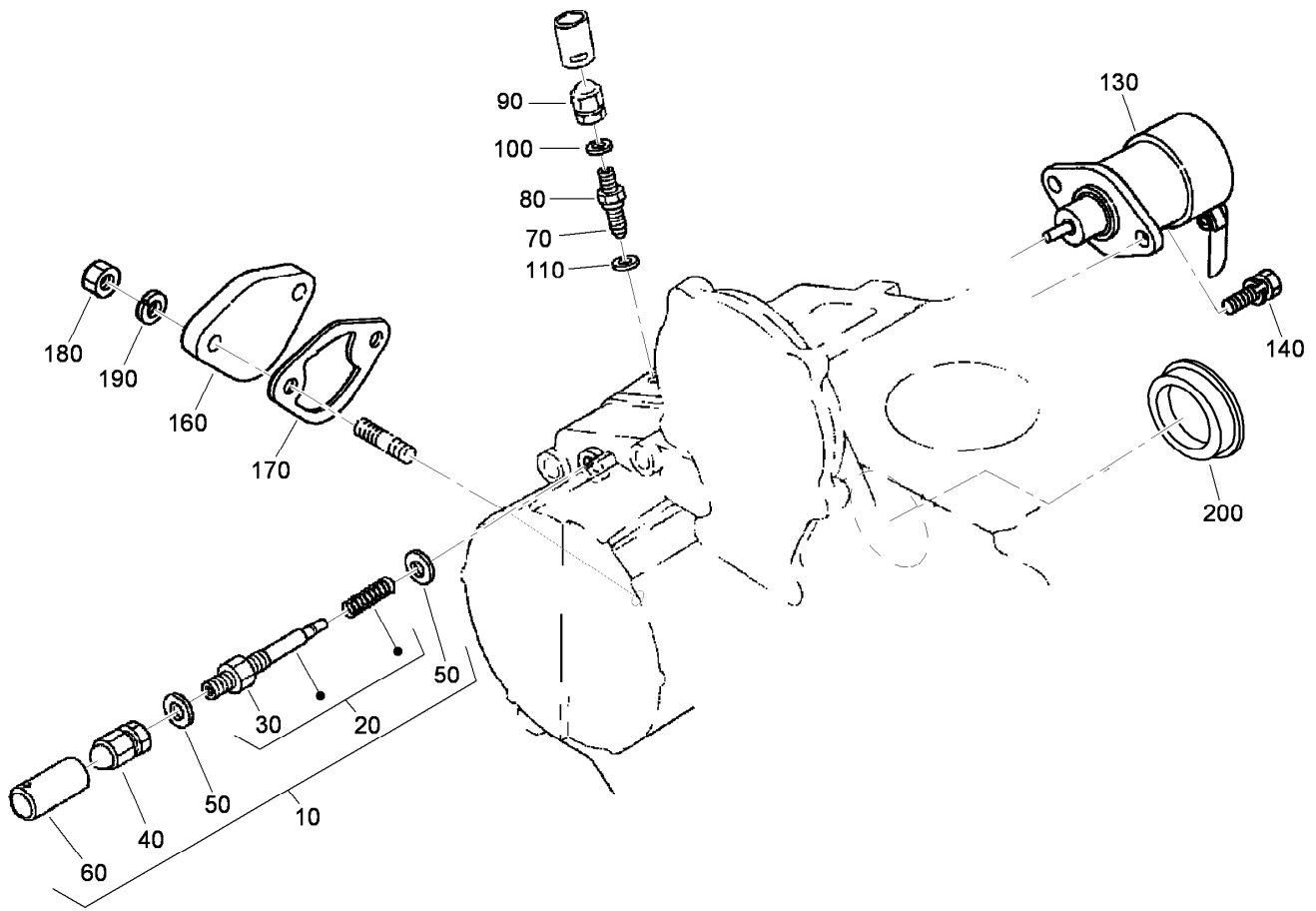
Flywheel Assembly

<i>Ref.</i>	<i>Part Number</i>	<i>Qty.</i>	<i>Description</i>
10	105-3784	1	Flywheel ASM
20	115-3015	1	Gear-Ring
30	98-9537	6	Bolt-Flywheel
40	98-9486	1	Plate-End, Rear
50	98-9392	8	Bolt



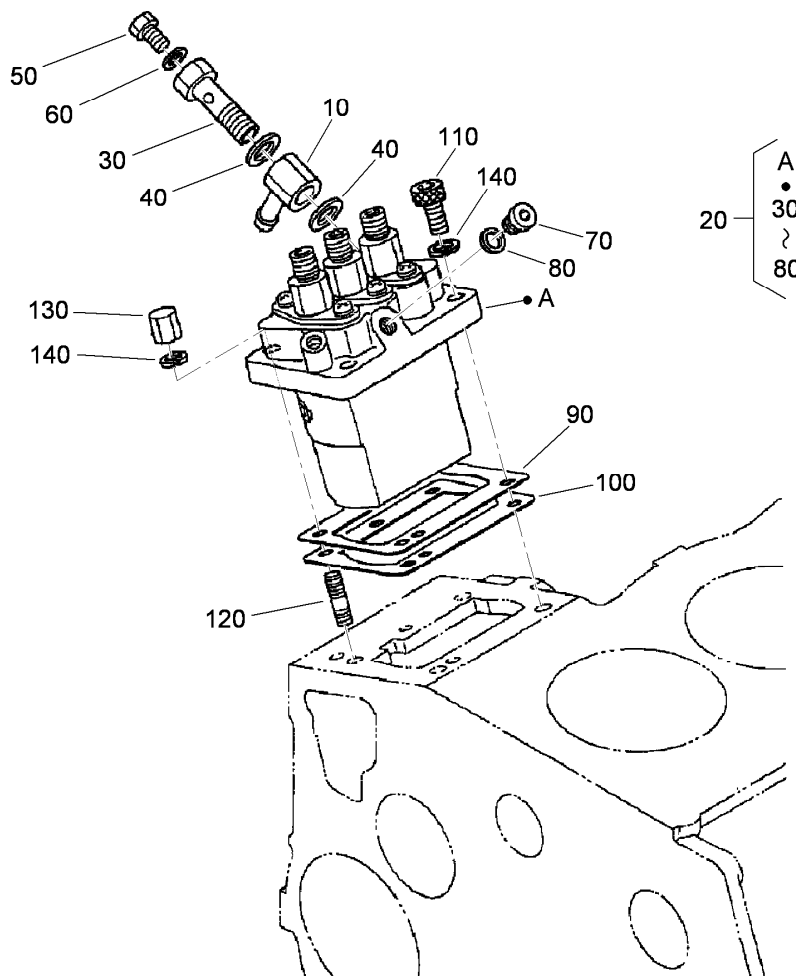
Fuel Camshaft and Governor Shaft Assembly

<i>Ref.</i>	<i>Part Number</i>	<i>Qty.</i>	<i>Description</i>
10	98-9459	1	Camshaft-Fuel
20	107-9077	1	Bearing-Ball
30	107-9078	1	Bearing-Ball
60	98-9590	1	Nut-Cap
70	107-7837	1	Gear-Pump, Injection
80	98-9595	1	Key-Woodruff
90	98-9511	1	Stopper-Fuel, Camshaft
100	98-7692	2	Bolt
110	98-9644	1	Governor Shaft ASM
120	98-9562	1	Holder-Gear, Governor
130	98-9673	1	Gear-Governor
140	98-9561	1	Holder-Weight, Governor
150	98-9559	2	Governor Weight ASM
160	98-9560	2	Shaft-Weight, Governor
170	98-9692	2	Roller
180	98-9563	1	Sleeve-Governor
190	98-9564	1	Washer-Thrust
200	107-9079	1	Bearing-Ball
210	98-9657	1	Circlip-Shaft, Governor
220	98-9565	1	Screw-Set



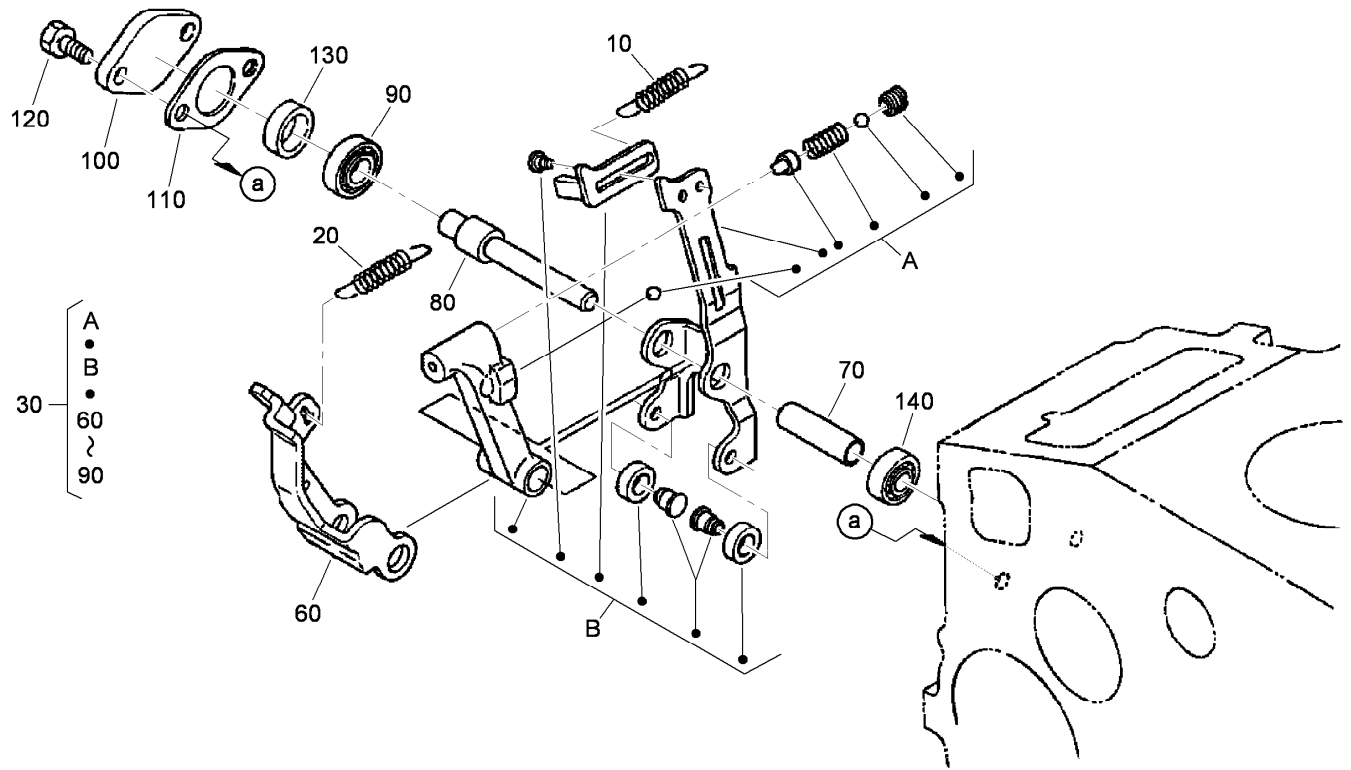
Idle Apparatus and Stop Solenoid Assembly

Ref.	Part Number	Qty.	Description
10	107-7838	1	Apparatus-Idling
20	99-3458	1	Adjusting Bolt ASM
30	98-9439	1	Nut
40	112-0181	1	Nut
50	98-7654	2	Gasket
60	98-7656	1	Cap
70	112-7015	1	Bolt-Adjusting
80	100-2175	1	Nut-Lock
90	112-0181	1	Nut
100	98-7654	1	Gasket
110	107-9081	1	Gasket
130	104-5155	1	Solenoid-Stop
140	115-3039	2	Bolt-HSH
160	99-3514	1	Cover
170	98-9636	1	Gasket-Pump, Fuel
180	98-7572	2	Nut
190	98-7699	2	Washer-Spring
200	112-7016	1	Cover-Pump



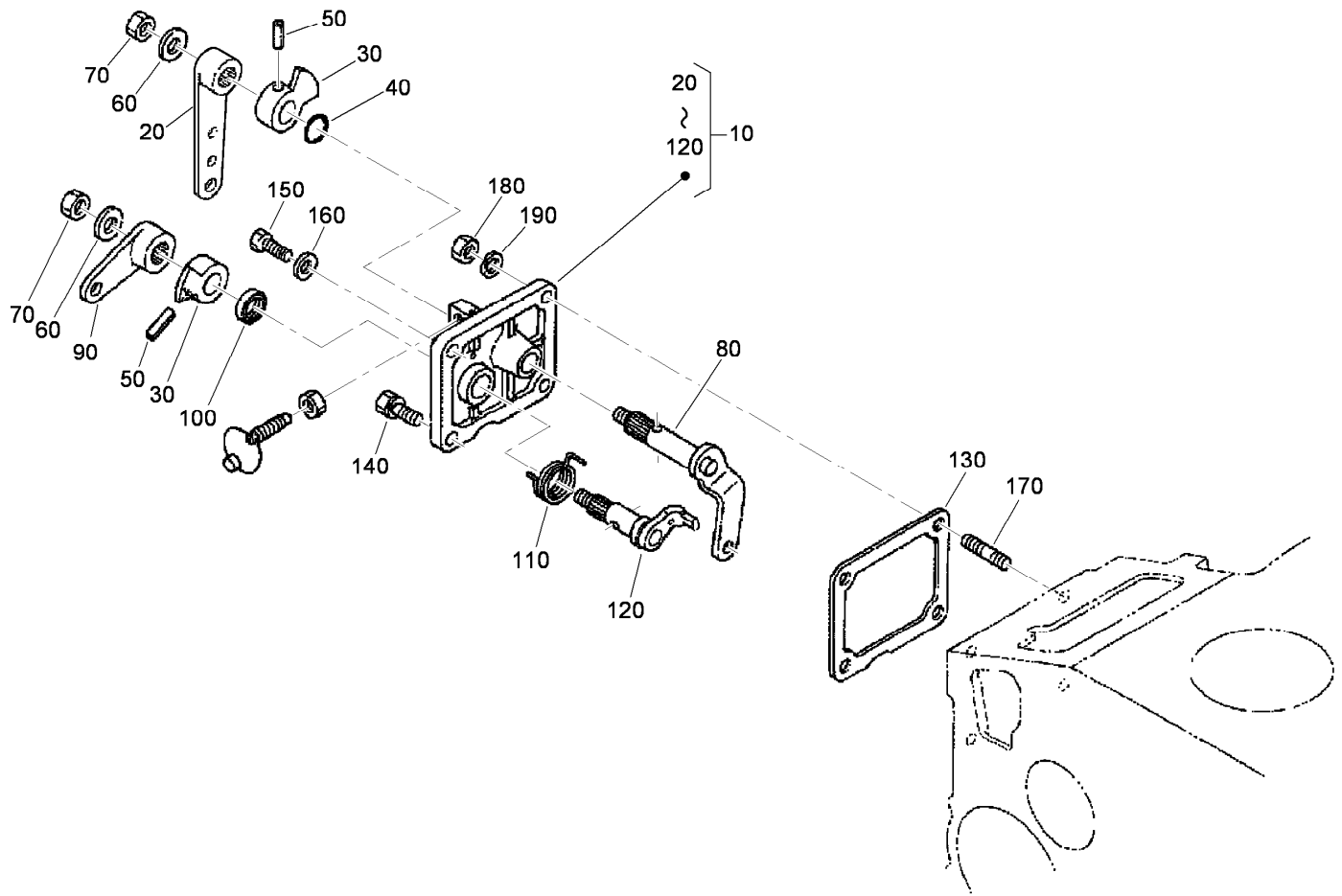
Injection Pump Assembly

<i>Ref.</i>	<i>Part Number</i>	<i>Qty.</i>	<i>Description</i>
10	98-9596	1	Joint-Eye
20	98-9643	1	Injection Pump ASM
30	98-9464	1	Bolt-Joint
40	98-9445	2	Gasket
50	98-9430	1	Screw
60	98-9446	1	Gasket
70	98-9466	1	Plug
80	98-9451	1	Gasket
90	98-9456	1	Shim-Injection (0.20Mm)
90	98-9457	1	Shim-Injection (0.25Mm)
90	115-3045	1	Shim-Injection (0.175Mm)
100	98-9458	1	Shim-Injection (0.30Mm)
100	115-3046	1	Shim-Injection (0.35Mm)
110	98-9361	2	Bolt-HSH
120	98-9438	2	Stud
130	98-9440	2	Nut-Cap
140	98-7699	4	Washer-Spring



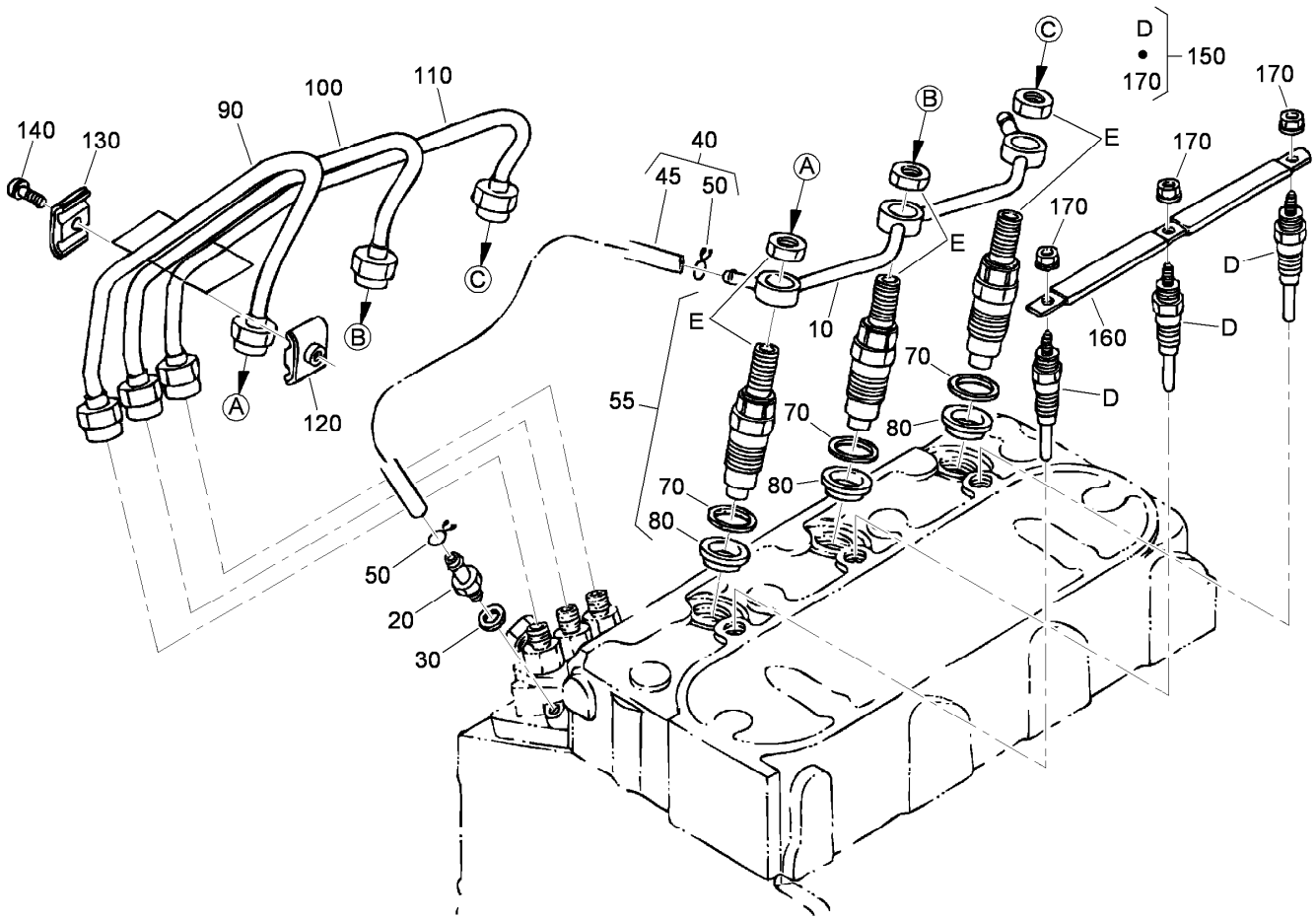
Governor Assembly

<i>Ref.</i>	<i>Part Number</i>	<i>Qty.</i>	<i>Description</i>
10	105-3786	1	Spring-Start
20	107-7839	1	Spring-Governor
30	107-7840	1	Fork Lever ASM
60	107-9084	1	Lever-Fork
70	107-9085	1	Shaft-Lever, Fork
80	107-9086	1	Shaft-Lever, Fork
90	98-9570	1	Bearing-Miniaturize
100	115-4122	1	Cover-Shaft, Fork Lever
110	98-9682	1	Gasket
120	98-9350	2	Bolt
130	98-9567	1	Collar
140	98-9571	1	Bearing-Miniaturize



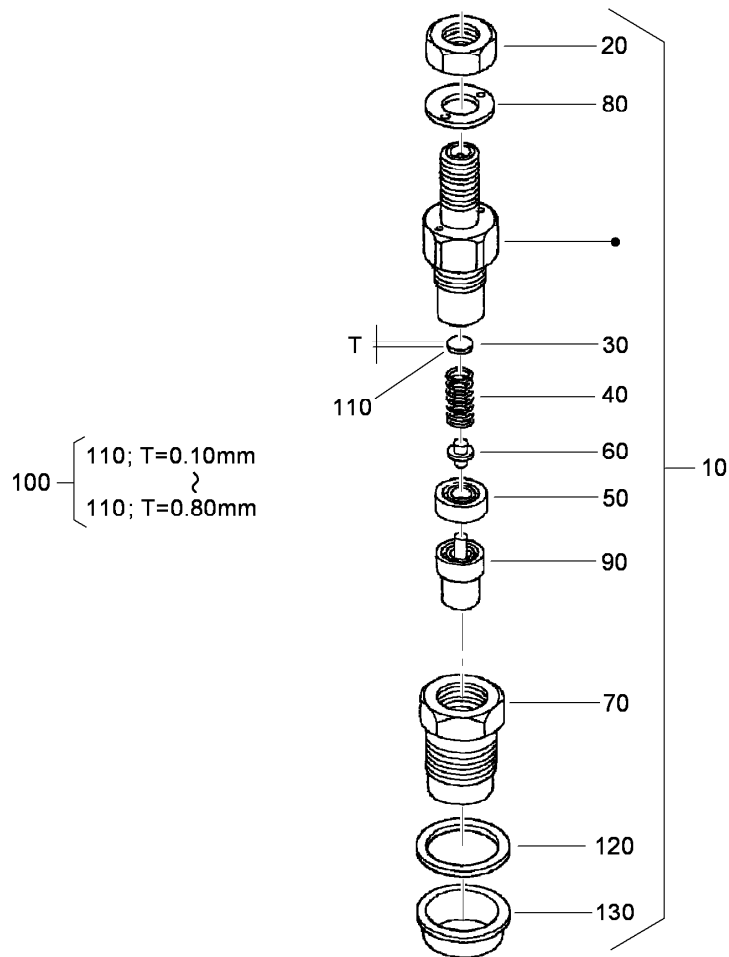
Speed Control Plate Assembly

<i>Ref.</i>	<i>Part Number</i>	<i>Qty.</i>	<i>Description</i>
10	105-3735	1	Control Plate ASM
20	98-9662	1	Lever-Control, Speed
30	98-9572	2	Lever-Control, Speed
40	105-3788	1	O-Ring
50	98-7602	2	Pin-Spring
60	98-9594	2	Washer-Plain
70	98-9589	2	Nut
80	98-9658	1	Governor Lever ASM
90	98-9663	1	Lever-Stop, Engine
100	98-7601	1	Seal-Oil
110	98-9472	1	Spring-Return
120	98-9664	1	Shaft-Lever, Stop
130	98-9637	1	Gasket
140	98-7692	1	Bolt
150	99-8348	1	Bolt
160	98-7654	1	Gasket
170	105-3710	2	Stud
180	98-7572	2	Nut
190	98-7699	2	Washer-Spring



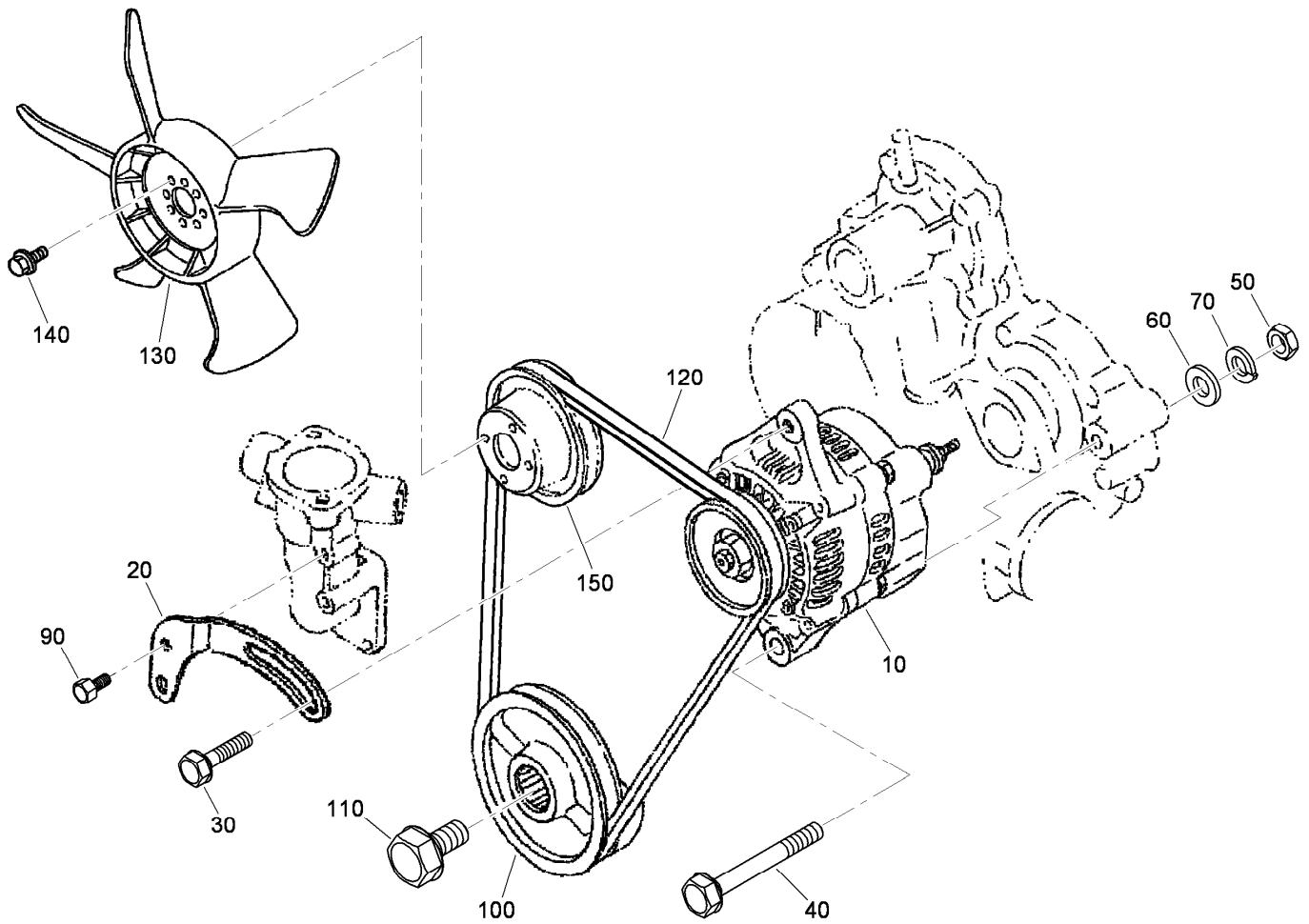
Nozzle Holder and Glow Plug Assembly

<i>Ref.</i>	<i>Part Number</i>	<i>Qty.</i>	<i>Description</i>
10	98-9620	1	Overflow Pipe ASM
20	98-9431	1	Screw-Bleeder, Air
30	98-7654	1	Gasket
40	98-9420	1	Overflow Pipe ASM
45	112-0182	1	Pipe-Overflow
50	98-7671	2	Clip-Pipe
55	108-2866	3	Nozzle Holder Kit
70	107-7841	3	Gasket
80	107-7842	3	Seal-Heat
90	98-9622	1	Pipe-Injection
100	98-9654	1	Pipe-Injection
110	98-9655	1	Pipe-Injection
120	98-7682	2	Clamp-Pipe
130	98-7683	2	Clamp-Pipe
140	98-7684	2	Screw (W/Washer)
150	115-3019	3	Plug-Glow
160	98-9631	3	Cord-Plug, Glow
170	99-8377	1	Nut-Flange



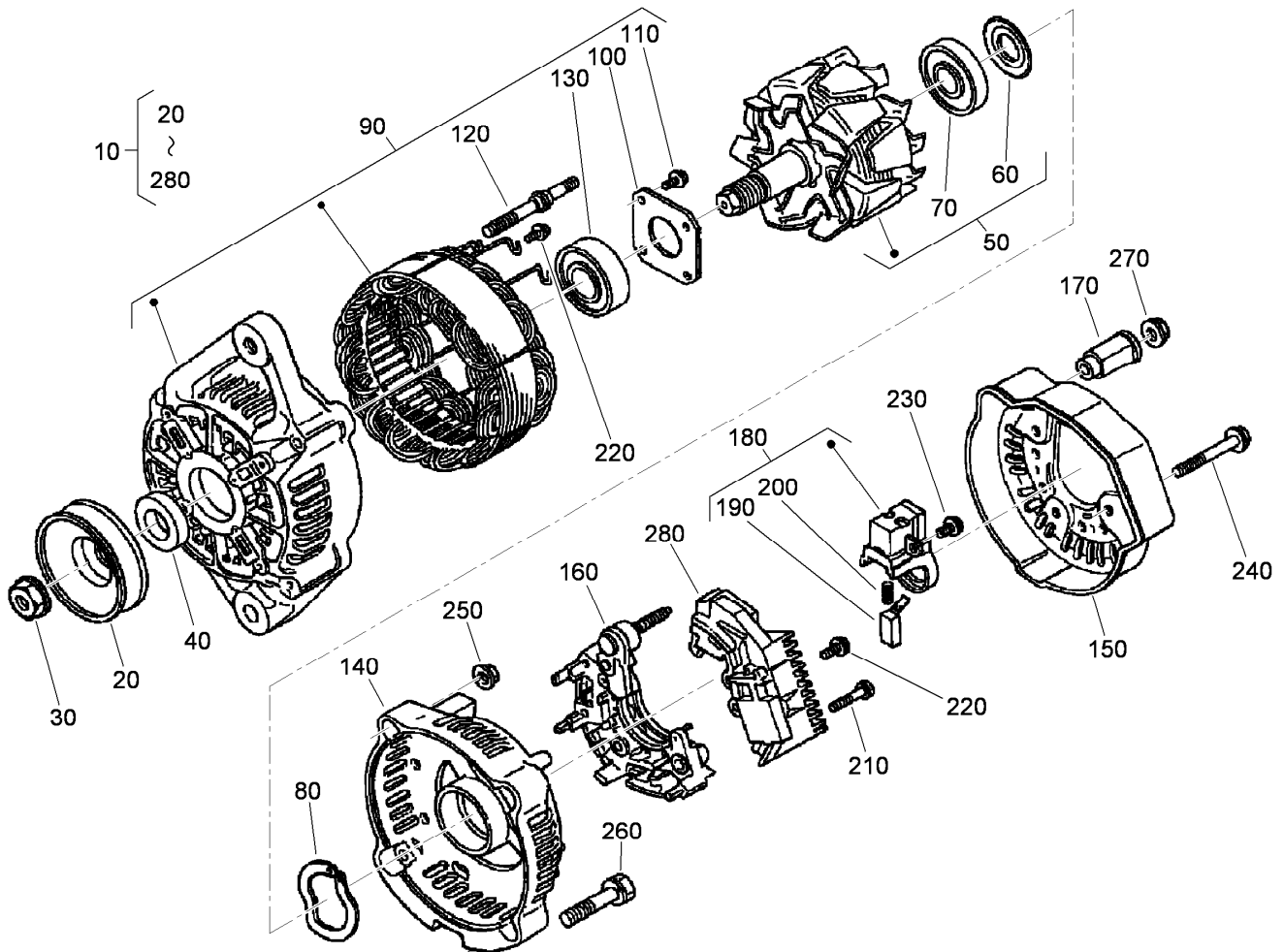
Nozzle Holder Assembly

Ref.	Part Number	Qty.	Description
10	108-2866	3	Nozzle Holder Kit
20	99-8301	3	Nut
30	99-8302	3	Washer-Adjusting
40	99-8303	3	Spring-Nozzle
50	99-8304	3	Spacer-Distance
60	99-8305	3	Rod-Push
70	99-8306	3	Nut-Nozzle
80	99-8307	3	Washer-Plain
90	107-7826	3	Piece-Nozzle
100	99-8309	3	Adjusting Washer ASM
110	99-8310	3	Washer-Adjust (0.10Mm)
110	99-8311	3	Washer-Adjust (0.20Mm)
110	99-8312	3	Washer-Adjust (0.30Mm)
110	99-8313	3	Washer-Adjust (0.40Mm)
110	99-8314	3	Washer-Adjust (0.50Mm)
110	99-8315	3	Washer-Adjust (0.52Mm)
110	99-8316	3	Washer-Adjust (0.54Mm)
110	99-8317	3	Washer-Adjust (0.56Mm)
110	99-8318	3	Washer-Adjust (0.58Mm)
110	99-8319	3	Washer-Adjust (0.80Mm)
120	107-7841	3	Gasket
130	107-7842	3	Seal-Heat



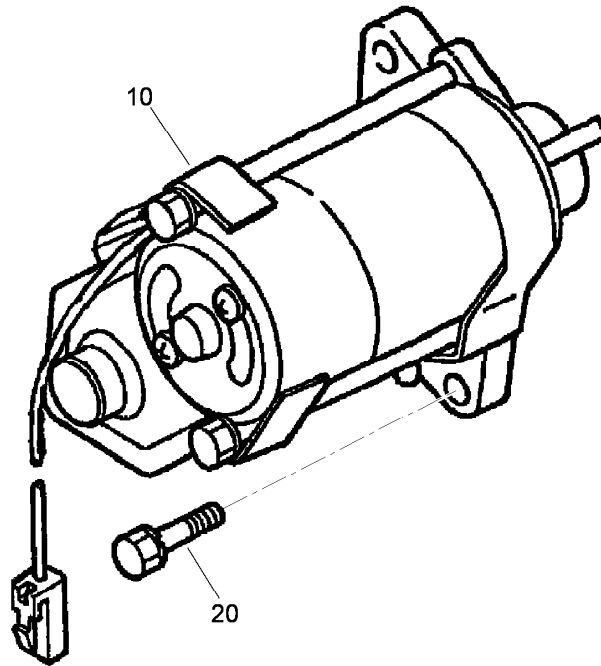
Alternator and Pulley Assembly

<i>Ref.</i>	<i>Part Number</i>	<i>Qty.</i>	<i>Description</i>
10	98-9474	1	Alternator ASM
20	112-7047	1	Stay-Dynamo
30	108-7088	1	Bolt
40	98-9360	1	Bolt
50	98-7737	1	Nut
60	98-9366	1	Washer-Plain
70	98-7738	1	Washer-Spring
90	98-7692	1	Bolt
100	99-3456	1	Pulley-Drive, Fan
110	98-9585	1	Bolt
120	99-3467	1	V-Belt
130	99-3461	1	Fan
140	99-8363	4	Bolt-Flange
150	99-3453	1	Pulley-Fan



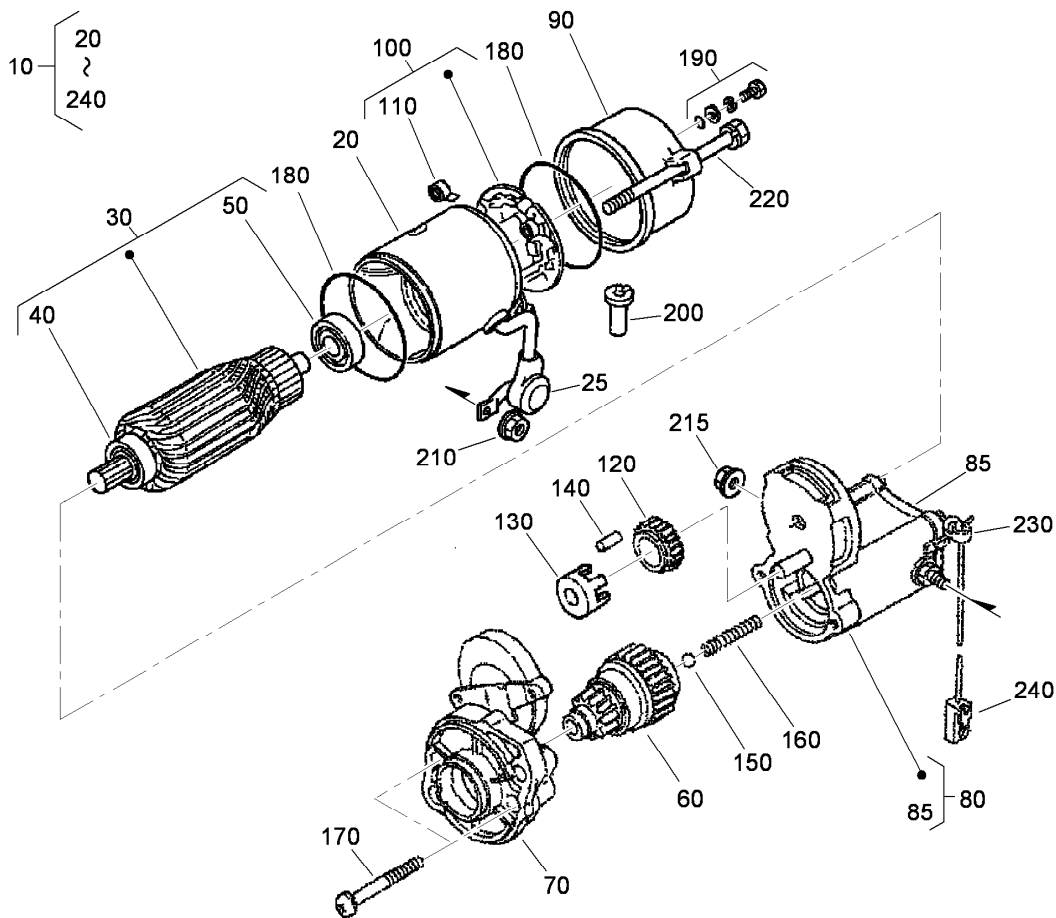
Alternator Components Assembly

<i>Ref.</i>	<i>Part Number</i>	<i>Qty.</i>	<i>Description</i>	<i>Ref.</i>	<i>Part Number</i>	<i>Qty.</i>	<i>Description</i>
10	98-9474	1	Alternator ASM	150	107-0140	1	Cover-End
20	98-9453	1	Pulley-Dynamo	160	98-7721	1	Rectifier ASM
30	98-7708	1	Nut	170	98-7722	1	Bushing-Insulation
40	98-7709	1	Collar	180	107-0141	1	Brush Holder ASM
50	107-0136	1	Rotor ASM	190	98-7724	2	Brush
60	98-7711	1	Cover-Bearing	200	98-7725	2	Spring-Brush
70	107-0138	1	Bearing-Ball	210	98-7726	2	Screw-Head, Round
80	98-7713	1	Washer-Thrust	220	98-7727	6	Screw-Head, Round
90	107-0139	1	Drive End Frame ASM	230	98-7728	1	Screw-Head, Round
100	98-7715	1	Plate-Retainer	240	98-7729	3	Bolt
110	98-7716	4	Screw-Head, Round	250	98-7730	2	Nut
120	98-7717	2	Bolt-Through	260	98-7731	2	Bolt
130	107-0137	1	Bearing-Ball	270	98-7732	1	Nut
140	107-9087	1	Frame-End	280	110-3799	1	Regulator ASM



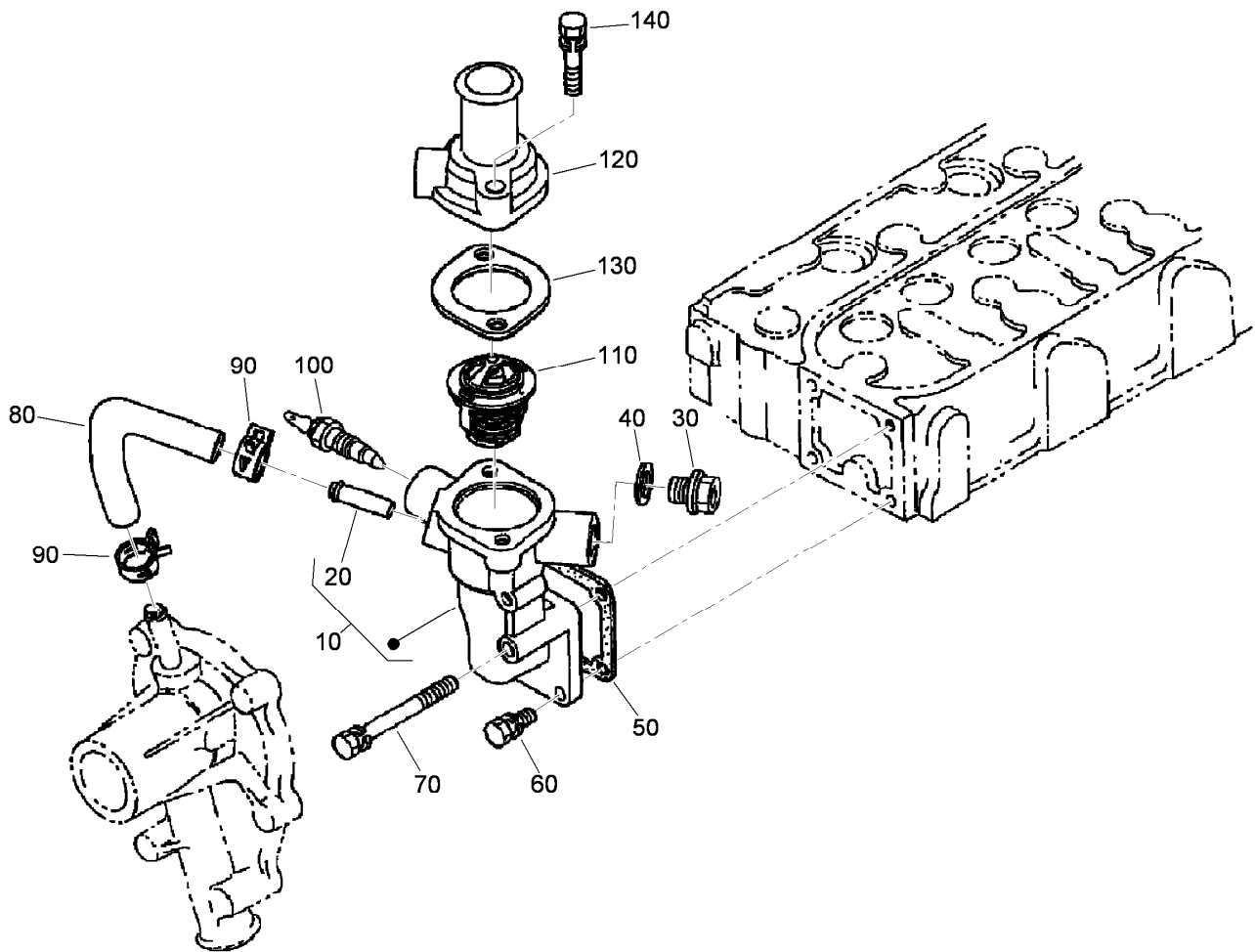
Starter Assembly

<i>Ref.</i>	<i>Part Number</i>	<i>Qty.</i>	<i>Description</i>
10	98-9705	1	Starter ASM
20	98-7697	2	Bolt



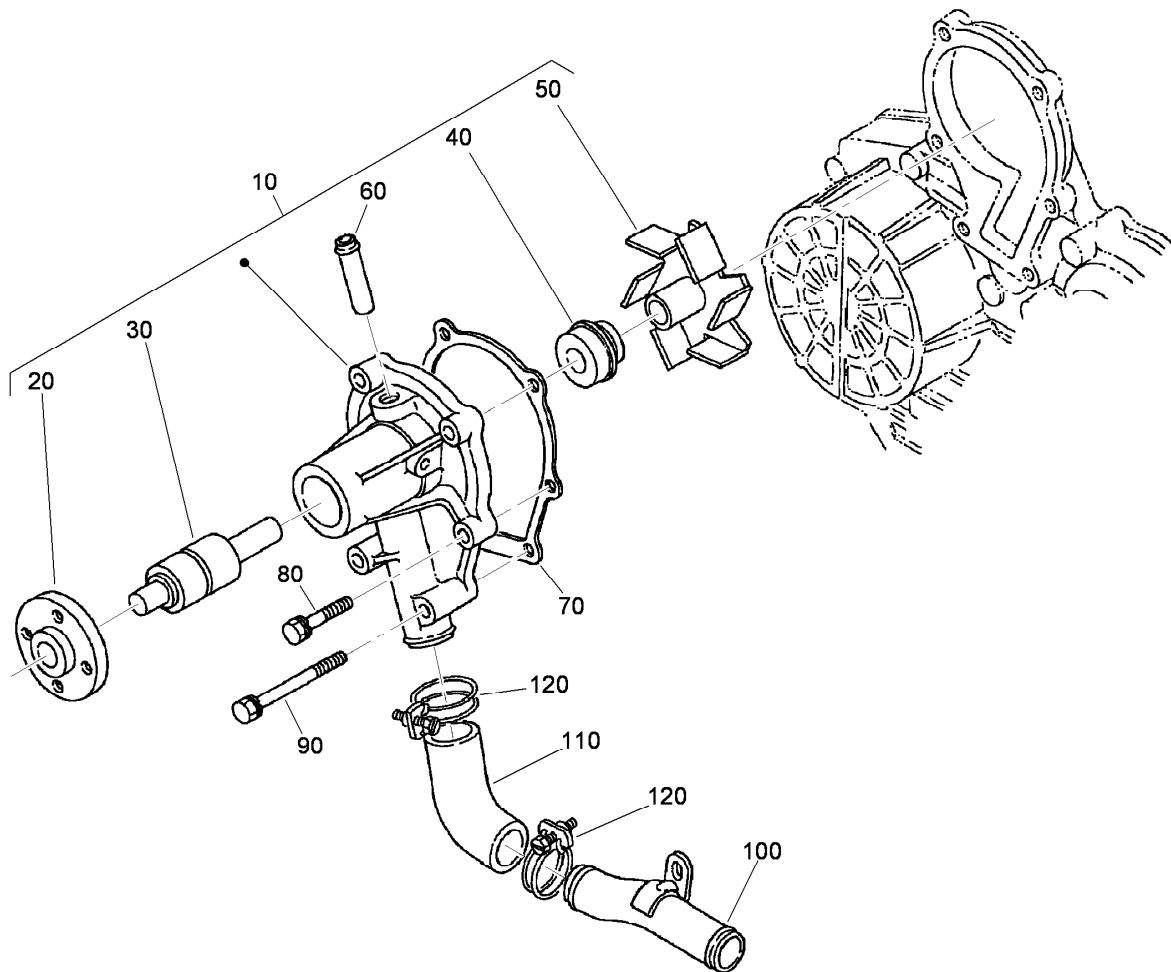
Starter (Component Part) Assembly No. 98-9705

<i>Ref.</i>	<i>Part Number</i>	<i>Qty.</i>	<i>Description</i>	<i>Ref.</i>	<i>Part Number</i>	<i>Qty.</i>	<i>Description</i>
10	98-9705	1	Starter ASM	130	98-7752	1	Retainer
20	104-8608	1	Yoke ASM	140	98-7753	5	Roller
25	99-8375	1	Cover	150	98-7755	1	Ball
30	98-7742	1	Armature ASM	160	98-7754	1	Spring
40	98-7744	1	Bearing	170	98-7756	2	Bolt
50	98-7743	1	Bearing	180	98-7757	2	O-Ring
60	99-8373	1	Clutch-Running, Over	190	98-7758	2	Bolt ASM
70	99-8374	1	Frame-End, Drive	200	98-7759	1	Pipe-Drain
80	105-3746	1	Magnetic Switch ASM	210	99-8371	1	Nut-Hex
85	105-2886	1	Cover ASM	215	99-8376	1	Nut-Hex
90	98-7748	1	Frame-End	220	100-9240	2	Bolt
100	98-7749	1	Brush Holder ASM	230	98-9712	1	Band-Cover
110	98-7750	4	Spring-Brush	240	98-9711	1	Cord-Solenoid, Stop
120	98-7751	1	Gear				



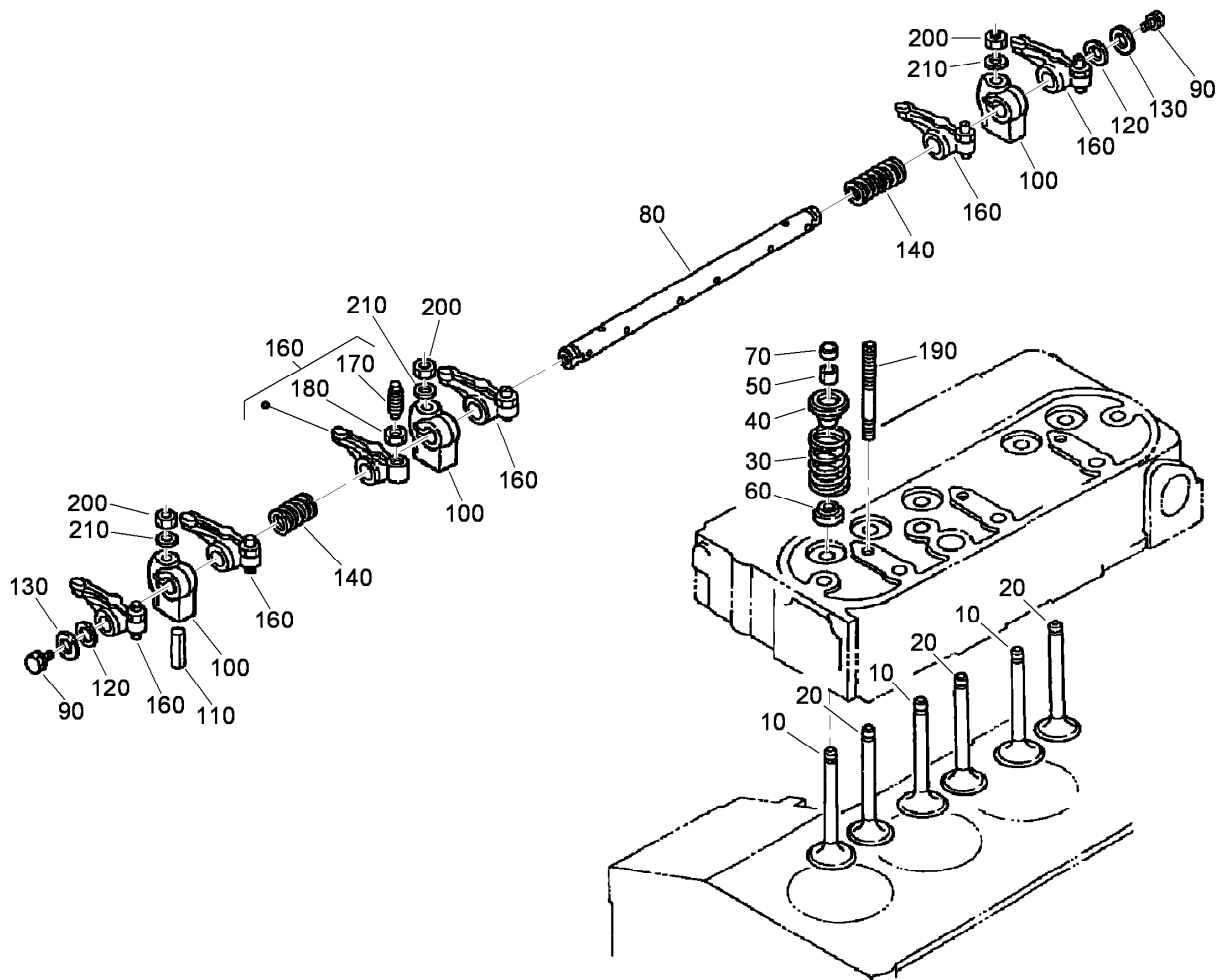
Water Flange and Thermostat Assembly

<i>Ref.</i>	<i>Part Number</i>	<i>Qty.</i>	<i>Description</i>
10	98-9713	1	Water Flange ASM
20	98-9580	1	Pipe-Return, Water
30	105-3747	1	Plug
40	99-3583	1	Gasket
50	98-9638	1	Gasket-Flange, Water
60	98-7692	3	Bolt
70	98-9356	1	Bolt
80	98-9578	1	Pipe-Return, Water
90	98-9579	2	Band-Pipe
100	98-9719	1	Thermoswitch
110	98-7778	1	Thermostat ASM
120	98-9471	1	Cover-Thermostat
130	105-3748	1	Gasket-Thermostat
140	98-7777	2	Bolt



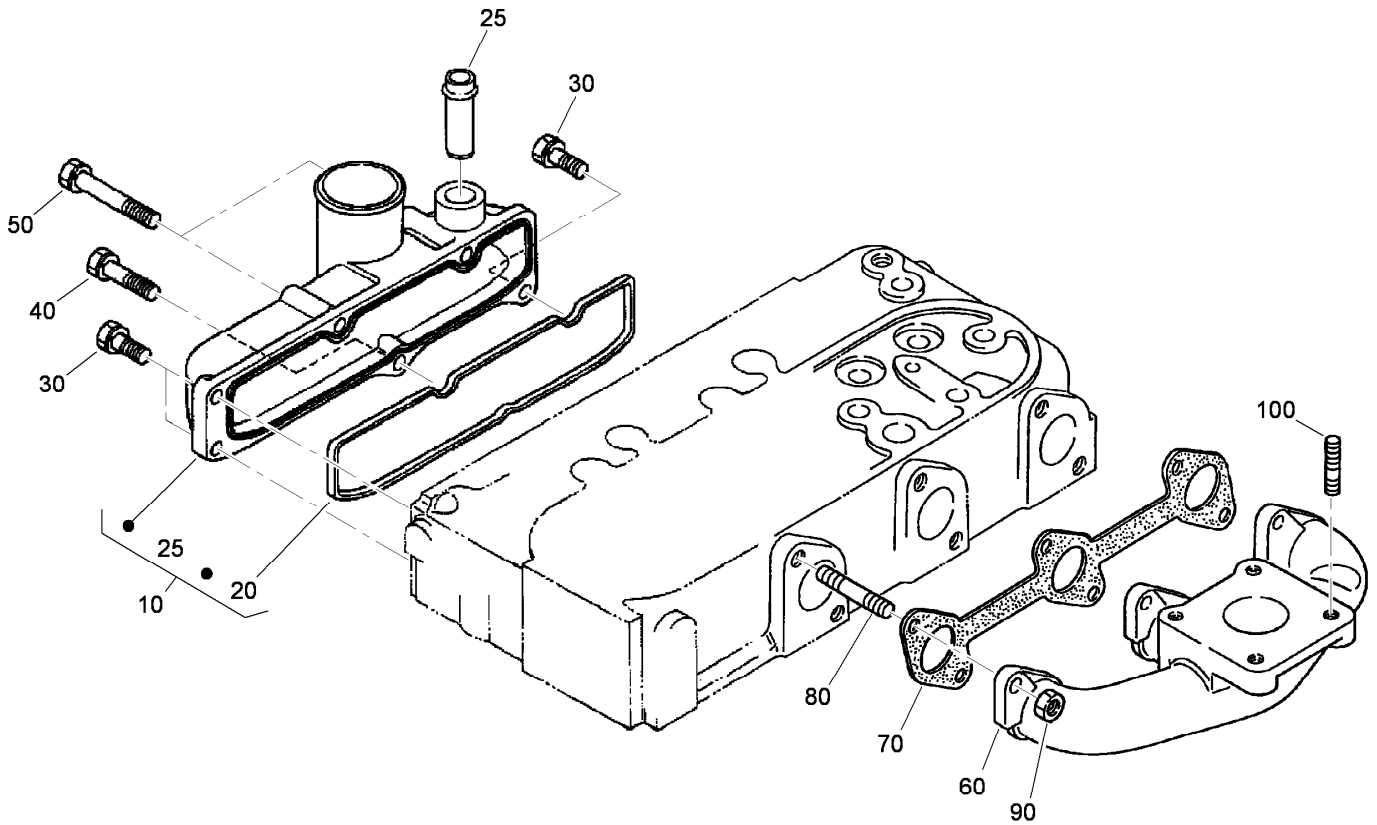
Water Pump Assembly

<i>Ref.</i>	<i>Part Number</i>	<i>Qty.</i>	<i>Description</i>
10	107-9089	1	Water Pump ASM
20	99-3516	1	Flange-Pump, Water
30	99-3517	1	Bearing-Pump, Water
40	105-3750	1	Mechanical Seal ASM
50	112-7017	1	Impeller-Pump, Water
60	115-3447	1	*obs* Pipe-Return, Water
70	99-3454	1	Gasket-Pump, Water
80	98-9353	4	Bolt
90	98-9357	2	Bolt
100	98-9716	1	Pipe-Water
110	107-9091	1	Pipe-Water
120	98-9717	2	Clamp



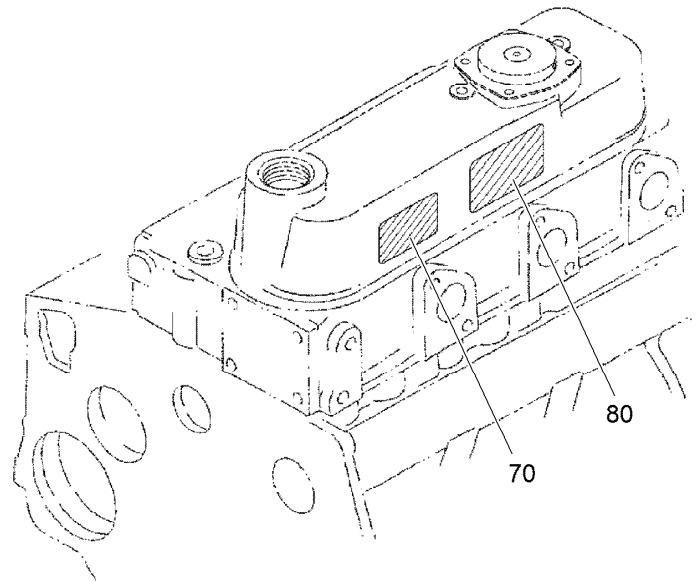
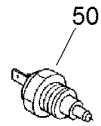
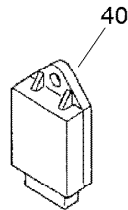
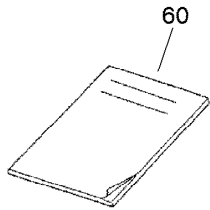
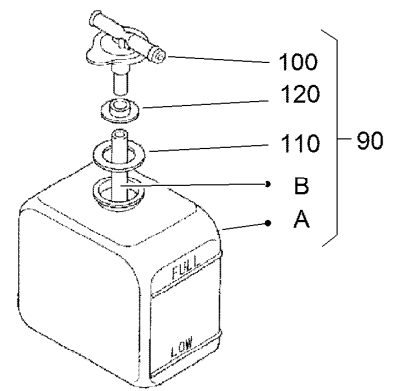
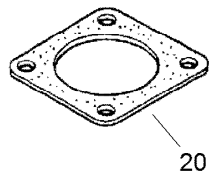
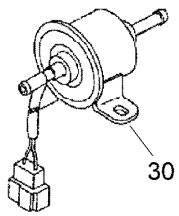
Valve and Rocker Arm Assembly

<i>Ref.</i>	<i>Part Number</i>	<i>Qty.</i>	<i>Description</i>
10	112-7018	3	Valve-Inlet
20	112-7021	3	Valve-Exhaust
30	98-9648	6	Spring-Valve
40	107-9092	6	Retainer-Spring
50	98-9390	6	Collet-Spring, Valve
60	99-8385	6	Seal-Stem, Valve
70	98-9497	6	Cap-Valve
80	105-3790	1	R-Arm Shaft ASM
90	100-9265	2	Bolt
100	98-9505	3	Bracket-Arm, Rocker
110	105-3758	1	Pin-Spring
120	98-9507	2	Washer-Shaft, Rocker Arm
130	110-3832	2	Washer-Plain
140	98-9504	2	Spring-Arm, Rocker
160	112-7020	6	Rocker Arm ASM
170	98-9502	6	Screw-Adjusting
180	98-9503	6	Nut
190	98-9506	3	Stud
200	98-9393	3	Nut
210	98-9385	3	Washer-Flat



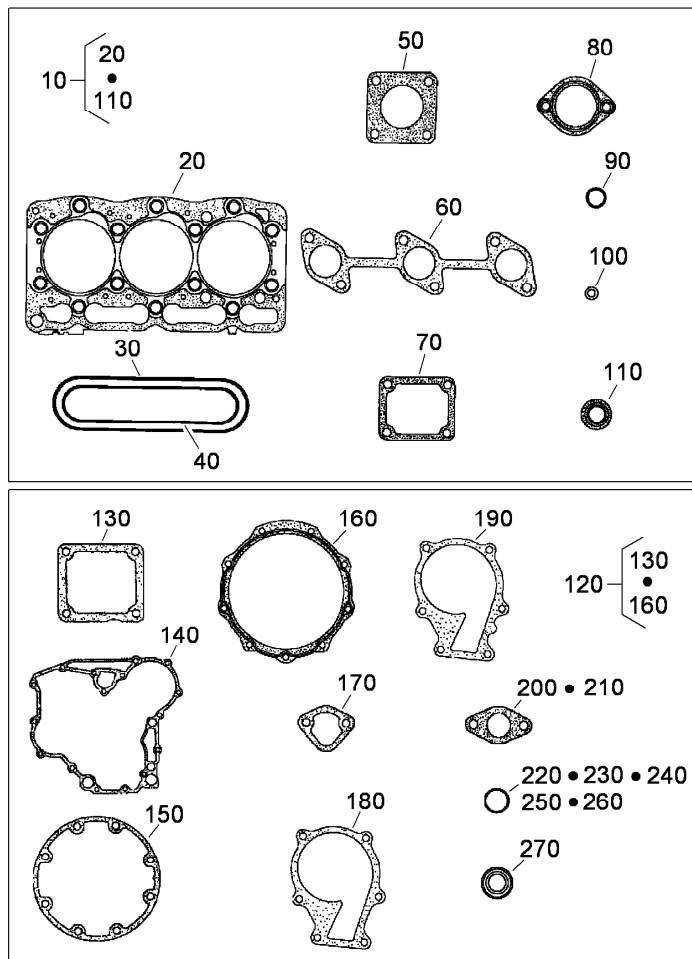
Inlet and Exhaust Manifold Assembly

<i>Ref.</i>	<i>Part Number</i>	<i>Qty.</i>	<i>Description</i>
10	107-7843	1	Manifold Inlet ASM
20	98-9609	1	Gasket-Manifold, Inlet
25	98-9492	1	Joint-Pipe, Breather
30	98-7605	3	Bolt
40	98-9353	1	Bolt
50	105-3797	2	Bolt
60	107-9093	1	Manifold-Exhaust
70	99-8327	1	Gasket-Manifold, Exhaust
80	98-9588	6	Stud
90	98-9665	6	Nut
100	98-7769	4	Stud



Operator Manual and Miscellaneous Engine Parts

<i>Ref.</i>	<i>Part Number</i>	<i>Qty.</i>	<i>Description</i>
20	99-8343	1	Gasket-Muffler
30	107-0122	1	Pump-Fuel, Electric
40	98-7611	1	Controller-Glow
50	106-7772	1	Thermoswitch
60	115-4104	1	Operator Manual
70	110-0806	1	Decal-Caution
80	110-3843	1	Label-Instruction
90	104-9318	1	Bottle-Overflow
100	115-4132	1	Cap
110	105-3755	1	Gasket
120	105-3756	1	Plate



Upper and Lower Gasket Kit

<i>Ref.</i>	<i>Part Number</i>	<i>Qty.</i>	<i>Description</i>	<i>Ref.</i>	<i>Part Number</i>	<i>Qty.</i>	<i>Description</i>
10	107-7848	1	Upper Gasket Kit	150	98-9634	1	Gasket-Case, Bearing
20	108-6573	1	Gasket-Head, Cylinder	160	112-7037	1	Gasket-Cover, Case
30	98-9615	1	Gasket-Cover, Head	170	98-9636	1	Gasket-Pump, Fuel
40	98-9609	1	Gasket-Manifold, Inlet	180	98-9632	1	Gasket-Pump, Water
50	99-8343	1	Gasket-Muffler	190	99-3454	1	Gasket-Pump, Water
60	99-8327	1	Gasket-Manifold, Exhaust	200	98-9682	1	Gasket
70	98-9638	1	Gasket-Flange, Water	210	98-9683	1	Gasket-Cover, Solenoid
80	105-3748	1	Gasket-Thermostat	220	105-3781	2	O-Ring
90	99-3446	2	O-Ring	230	105-3777	2	O-Ring
100	98-9454	3	Gasket	240	105-3783	1	O-Ring
110	99-8385	6	Seal-Stem, Valve	250	105-3776	1	O-Ring
120	107-9095	1	Lower Gasket Kit	260	105-3788	1	O-Ring
130	98-9637	1	Gasket	270	98-7601	1	Seal-Oil
140	98-9633	1	Gasket-Case, Gear				

Attachments and Accessories

For 03171 Reelmaster 3100-D Traction Unit With Sidewinder

Product Name	Model/Part
27in Lift Arm Kit	03172
32in Lift Arm Kit	03173
5-Blade 27in DPA Cutting Unit	03180
8-Blade 27in DPA Cutting Unit	03181
8-blade 32in DPA Cutting Unit	03182
11-blade 27in DPA Cutting Unit.....	03183
27in Verticutter.....	03184
Gauge Bar Assembly.....	108-6715
Premium Seat Kit.....	30629
Arm Rest Kit.....	30707
Work Light Kit	30841



Count on it.