



**Count on it.**

**Parts Catalog**

**2024 Directional Drill**

Model No. 23800—Serial No. 313000001 and Up



# Ordering Replacement Parts

To order replacement parts, please supply the part number, the quantity, and the description of each part desired.

## Understanding Reference Numbers

Each identified part in an illustration has a reference number. The reference number for a part also appears in the parts list, along with other information about the part.

This catalog uses two special reference number formats, one to indicate parts in a service assembly and another to indicate the quantity of a given part in an illustration.

## Service Assembly Reference Numbers

Parts in service assemblies have reference numbers in the form a:b. The a represents the reference number of the entire service assembly and the b represents a sequential number unique to each part within the service assembly.

For example, a wheel assembly might be identified by reference number 6, the tire by 6:1, the valve by 6:2, and the wheel by 6:3. When you order the assembly identified by reference number 6, you receive all parts identified by reference numbers 6:1, 6:2, and 6:3. However, you may also order any part individually. Reference numbers of this type appear in illustration and in parts lists.

## Reference Numbers Indicating Quantity

In an illustration, if a reference number indicates more than one part, the reference number has the form nX y. The n represents the quantity of the part, the X is the multiplication symbol, and the y represents the reference number.

For example, in an illustration, the reference number 2X 37 means that two of the parts identified by reference number 37 are indicated.

# List of Abbreviations

**AR:** as required

**ASM:** assembly

**BBC:** blade brake control

**BHTF:** button head thread forming

**CARR:** carriage

**CCW:** counter clockwise

**CW:** clockwise

**DEG:** degrees

**DPA:** Dual Point Adjustment

**ECM:** electronic control module

**EXT:** external

**FH:** flat head

**GA:** gauge

**HD:** heavy-duty

**HF:** hex flange

**HH:** hex head

**HHF:** hex head flange

**HHFTF:** hex head flange thread forming

**HJ:** hex jam

**HLH:** hex lag head

**HOC:** height-of-cut

**HP:** high pressure

**HSBH:** hex socket button head

**HSFH:** hex socket flat head

**HSH:** hex socket head

**HWH:** hex washer head

**HWHTF:** hex washer head thread forming

**HYD:** hydraulic

**LH:** left hand

**LP:** low pressure

**LPG:** Liquefied Petroleum Gas

**NI:** nylon insert

**NPTF:** national pipe thread fine

**PFH:** phillips flat head

**PPH:** phillips pan head

**PPHTF:** phillips pan head thread forming

**PRH:** phillips round head

**PTH:** phillips truss head

**PTO:** power-take-off

**RH:** right hand

**ROPS:** roll-over protection system

**RRB:** rear roller brush

**SFH:** slotted fillister head

**SHH:** slotted hex head

**SHWH:** slotted hex washer head

**SPH:** slotted pan head

**SQH:** square head

**SRH:** slotted round head

**STD:** standard

**TAP:** self tapping

**TTH:** torx truss head

# Contents

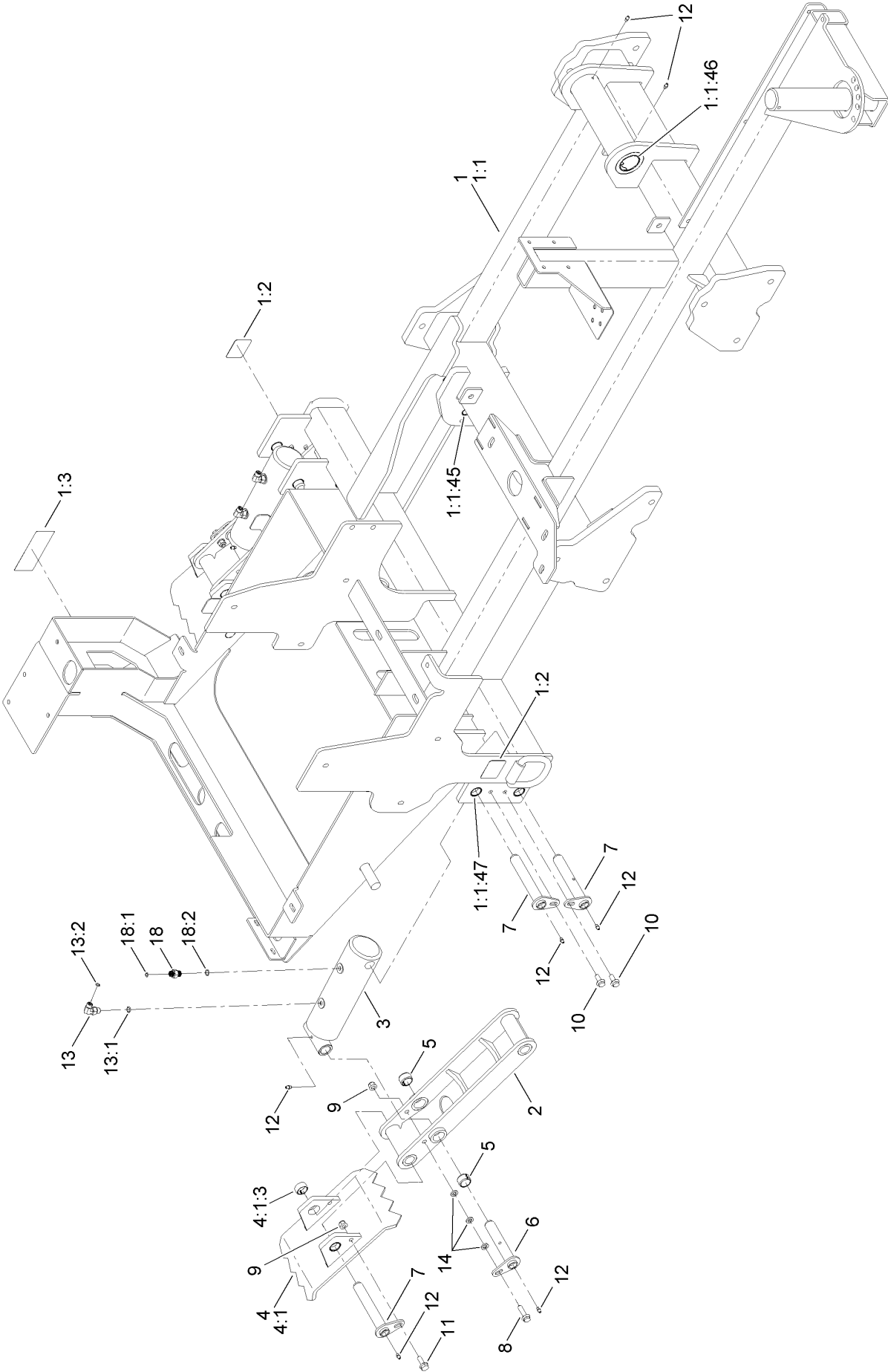
Main Frame and Stabilizer Assembly	6
Hydraulic Cylinder Assembly No. AU103989A1	8
Electrical Plate Mount Assembly	10
Rear Control Box and Coolant Tank Assembly	12
Track Assembly	14
Fuel Tank and Hydraulic Tank Assembly	16
Hydraulic Tank Assembly No. 125-4511	18
Engine and Battery Assembly	20
Engine Bell Housing and Hydraulic Pump Assembly	22
Hydraulic Load Sense Piston Pump No. AU119079	24
Hydrostat Pump Assembly No. AU8PH60051	26
Thrust Frame and Stakedown Assembly	28
Stakedown Assembly No. 127-0992	30
Hydraulic Cylinder Assembly No. 127-0913	32
Thrust Frame Assembly No. 127-0898	34
Rod Box and Guard Assembly	36
Rotary Gearbox and Carriage Assembly	38
Rotary Hydraulic Assembly No. 125-4512	40
Hydraulic Motor Assembly No. AU8HM24035	42
Rotary Hydraulic Fitting Assembly	44
Rod Wrench and Clamp Assembly	46
Hydraulic Cylinder Assembly No. 125-4464	48
Hydraulic Cylinder Assembly No. AU8HC21004	50
Rod Elevator and Cylinder Assembly	52
Rod Box Bearing and Cylinder Assembly	54
Hydraulic Cylinder Assembly No. AU8HC20005	56
Rod Cam Assembly	58
Hood Assembly	60
Operator Platform Assembly	62
Platform Step, Splash Guard and Umbrella Mount Assembly	64
4 Section Hydraulic Valve and Fitting Assembly	66
9 Section and 4 Spool Valve Assembly	68
9 Section Hydraulic Valve Assembly No. AU111494	70
3 Spool Hydraulic Valve and Fitting Assembly	72
Electrical Assembly	74
Life Jacket Assembly No. 125-1627	76
Travel Pendant Assembly No. 125-1629	78
Tool Joint Lube Applicator Assembly	80
Grease Pump Assembly No. AU108837	82
Rod Loader Assembly	84
Hydraulic Cylinder Assembly No. 125-4463	86
Operator Control Assembly	88
Engine Cooling Assembly	90
Cooler Assembly No. AU129486	92
Engine Intake and Exhaust Assembly	94
Air Cleaner Assembly No. 112-7329	96
Main Frame Hydraulic Hose Assembly No. 1	98
Main Frame Hydraulic Hose Assembly No. 2	100
Main Frame Hydraulic Hose Assembly No. 3	102
Main Frame Hydraulic Hose Assembly No. 4	104
Main Frame Hydraulic Hose Assembly No. 5	106
Thrust Frame Hydraulic Hose Assembly No. 1	108
Thrust Frame Hydraulic Hose Assembly No. 2	110
Thrust Frame Hydraulic Hose Assembly No. 3	112

## Contents (continued)

Thrust Frame Hydraulic Hose Assembly No. 4 .....	114
Thrust Frame Hydraulic Hose Assembly No. 5 .....	116
Thrust Frame Hydraulic Hose Assembly No. 6 .....	118
Thrust Frame Hydraulic Hose Assembly No. 7 .....	120
Mud Pump and Valve Assembly .....	122
Hydraulic Motor Assembly No. AU8HM24061 .....	124
Water Shutoff Valve No. AU8HV29033 .....	126
Wash Wand, Umbrella, Cylinder Lockout, Strainer and Split Wiper Assembly .....	128
Wash Down Wand Assembly No. 127-0991 .....	130
Cylinder Lockout Assembly No. AU114335 .....	132
Attachments and Accessories .....	134



# Main Frame and Stabilizer Assembly

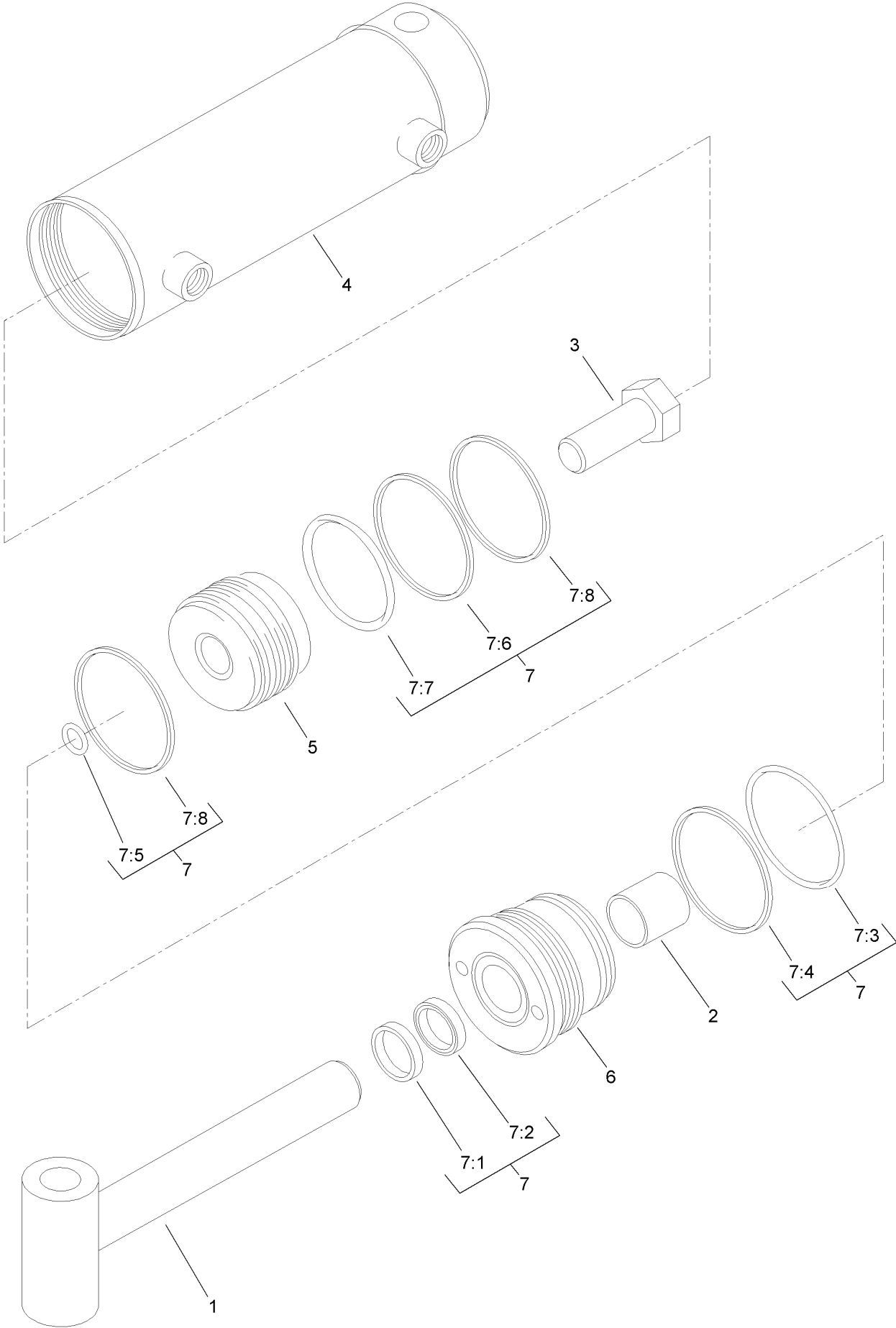


## Main Frame and Stabilizer Assembly (continued)

<i>Ref.</i>	<i>Part Number</i>	<i>Qty.</i>	<i>Description</i>	<i>Ref.</i>	<i>Part Number</i>	<i>Qty.</i>	<i>Description</i>
1	127-0904	1	Main Frame ASM	6	AU111526	2	Pin-Flag
1:1		1	Frame-Main ●	7	AU108615	6	Pin-Flag
1:1:45	AU108957	2	Bushing-Spring	8	AU100331	2	Screw-HHF
1:1:46	AU108955	2	Bushing-Spring	9	103-9511	4	Nut-Lock, NI
1:1:47	AU108958	8	Bushing-Spring	10	33105-025	4	Screw-HHF
1:2	125-6694	2	Decal-Tie Down	11	33105-030	2	Screw-HHF
1:3	125-6128	1	Decal-Warning, Hydraulic Pressure	12	302-57	12	Fitting-Grease
2	AU108449-03	2	Leg-Stabilizer	13	340-82	3	Adapter ASM
3	AU103989A1	2	HYD Cylinder ASM	13:1	237-42	1	O-Ring
4	AU108446-03	2	Stabilizer Foot ASM	13:2	237-21	1	O-Ring
4:1		1	Foot-Stabilizer ●	14	88-3370	6	Spacer
4:1:3	127-0962	2	Bushing-Spring	18	340-1	1	Fitting-HYD, Straight
5	AU109014	4	Bushing-Spring	18:1	237-21	1	O-Ring
				18:2	237-42	1	O-Ring

● Not serviced separately

# Hydraulic Cylinder Assembly No. AU103989A1

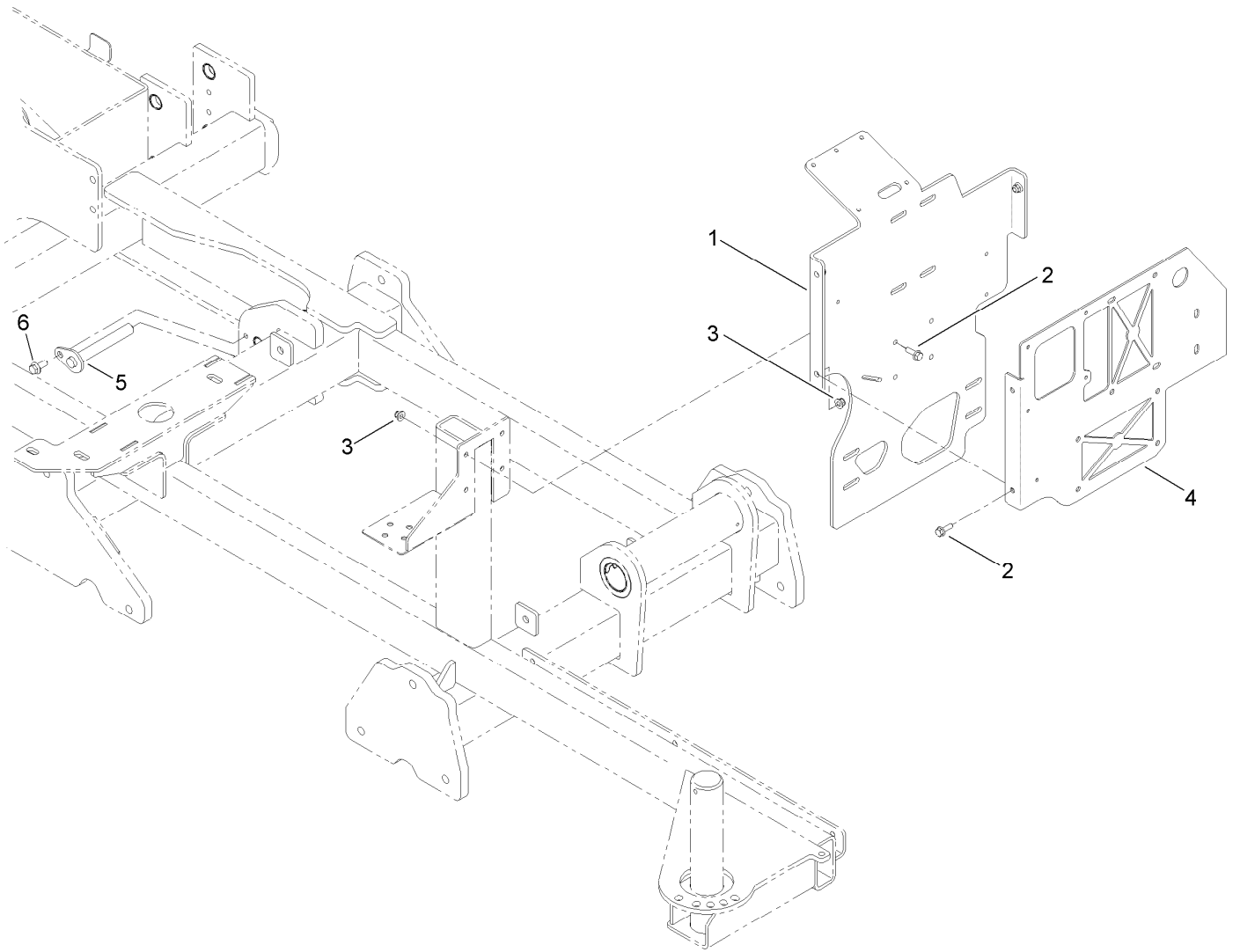


# Hydraulic Cylinder Assembly No. AU103989A1 (continued)

<i>Ref.</i>	<i>Part Number</i>	<i>Qty.</i>	<i>Description</i>	<i>Ref.</i>	<i>Part Number</i>	<i>Qty.</i>	<i>Description</i>
1	AU117269A1	1	Rod	7:2		1	Seal-U Cup ●
2	AU117271A1	1	Bushing	7:3		1	O-Ring, Gland ●
3	3211-42	1	Screw-HH	7:4		1	Ring-Back Up ●
4	AU117268A1	1	Case-A	7:5		1	O-Ring, Piston Rod ●
5	AU117267A1	1	Piston	7:6		1	Seal-Piston ●
6	AU117270A1	1	Head	7:7		1	O-Ring, Piston ●
7	AU117272A1	1	Seal Kit	7:8		2	Ring-Wear ●
7:1		1	Wiper-Piston Rod ●				

● Not serviced separately

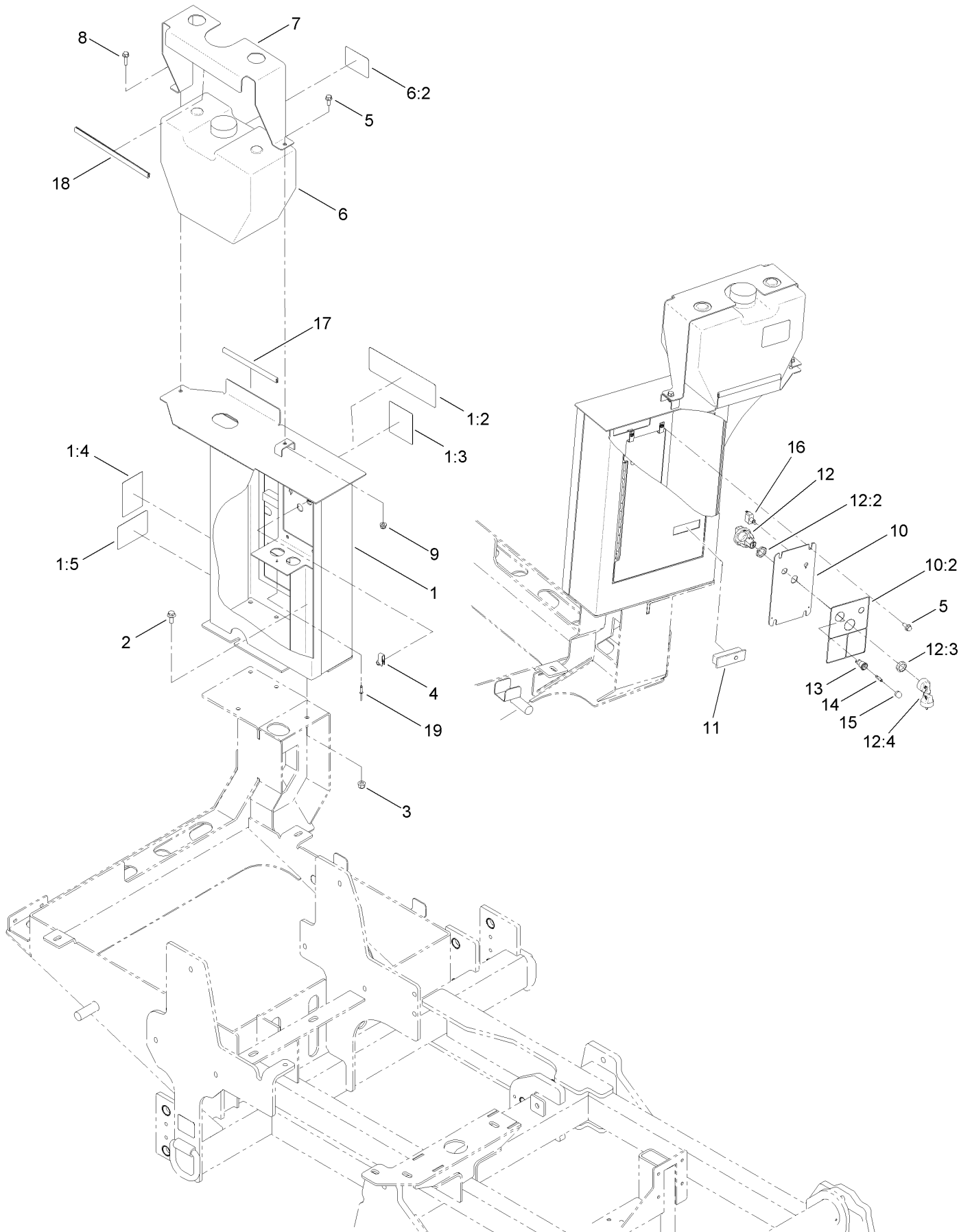
# Electrical Plate Mount Assembly



## Electrical Plate Mount Assembly (continued)

<i>Ref.</i>	<i>Part Number</i>	<i>Qty.</i>	<i>Description</i>	<i>Ref.</i>	<i>Part Number</i>	<i>Qty.</i>	<i>Description</i>
1	125-4521-03	1	Plate-Mount, Fuse Box	4	125-4522-03	1	Plate-Mounting, Electrical
2	33104-025	7	Screw-HHF	5	AU109348	1	Pin-Flagged
3	104-3082	7	Nut-Lock, HHF	6	33105-025	1	Screw-HHF

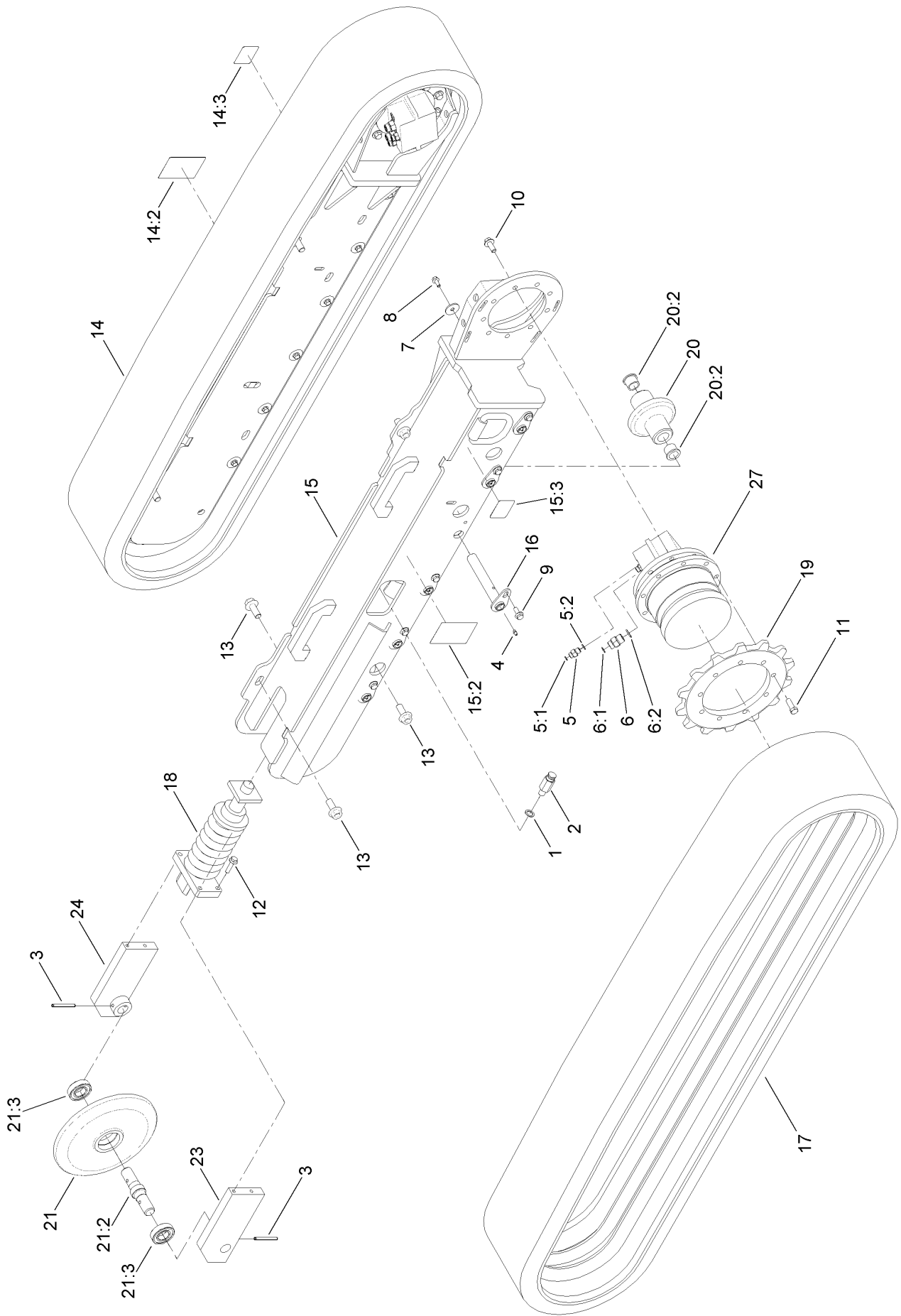
# Rear Control Box and Coolant Tank Assembly



## Rear Control Box and Coolant Tank Assembly (continued)

<i>Ref.</i>	<i>Part Number</i>	<i>Qty.</i>	<i>Description</i>	<i>Ref.</i>	<i>Part Number</i>	<i>Qty.</i>	<i>Description</i>
1	127-0903	1	Rear Control Box ASM	10:2	125-6121	1	Decal-Rear Control
1:2	125-6113	1	Decal-Safety	11	AU50GB2302	1	Latch-Trigger, Raised (W/Lock)
1:3	125-6117	1	Decal-Danger, No Riders (Rear)	12	121-5159	1	Ignition Switch ASM
1:4	125-6118	1	Decal-Danger, Back Up	12:2	121-5160	1	Nut-Hex
1:5	125-6120	1	Decal-Raise And Lower	12:3	121-5161	1	Nut-Face
2	33105-025	1	Screw-HHF	12:4	121-5162	1	Ignition Key Set
3	103-9511	1	Nut-Lock, NI	13	AU8EO21401	1	Type T-2 Socket ASM
4	AU100862	4	Nut-U	14	122-0224	1	Lamp-Led
5	33104-020	5	Screw-HHF	15	AU8EO21406	1	Lens-Dome, Fluted Amber (Type T2)
6	127-0905	1	Tank Coolant ASM	16	AU8EO72001	1	Switch-Toogle, Spst, On-Off (Sealed)
6:2	125-6137	1	Decal-Antifreeze	17	127-5315	1	Trim-Tank
7	AU113714-03	1	Bracket-Bottle, Anti-Freeze	18	127-5316	1	Trim-Tank
8	33104-030	1	Screw-HHF	19	3269-28	1	Rivet-Pop
9	104-3082	2	Nut-Lock, HHF				
10	127-0906	1	Rear Control Panel ASM				

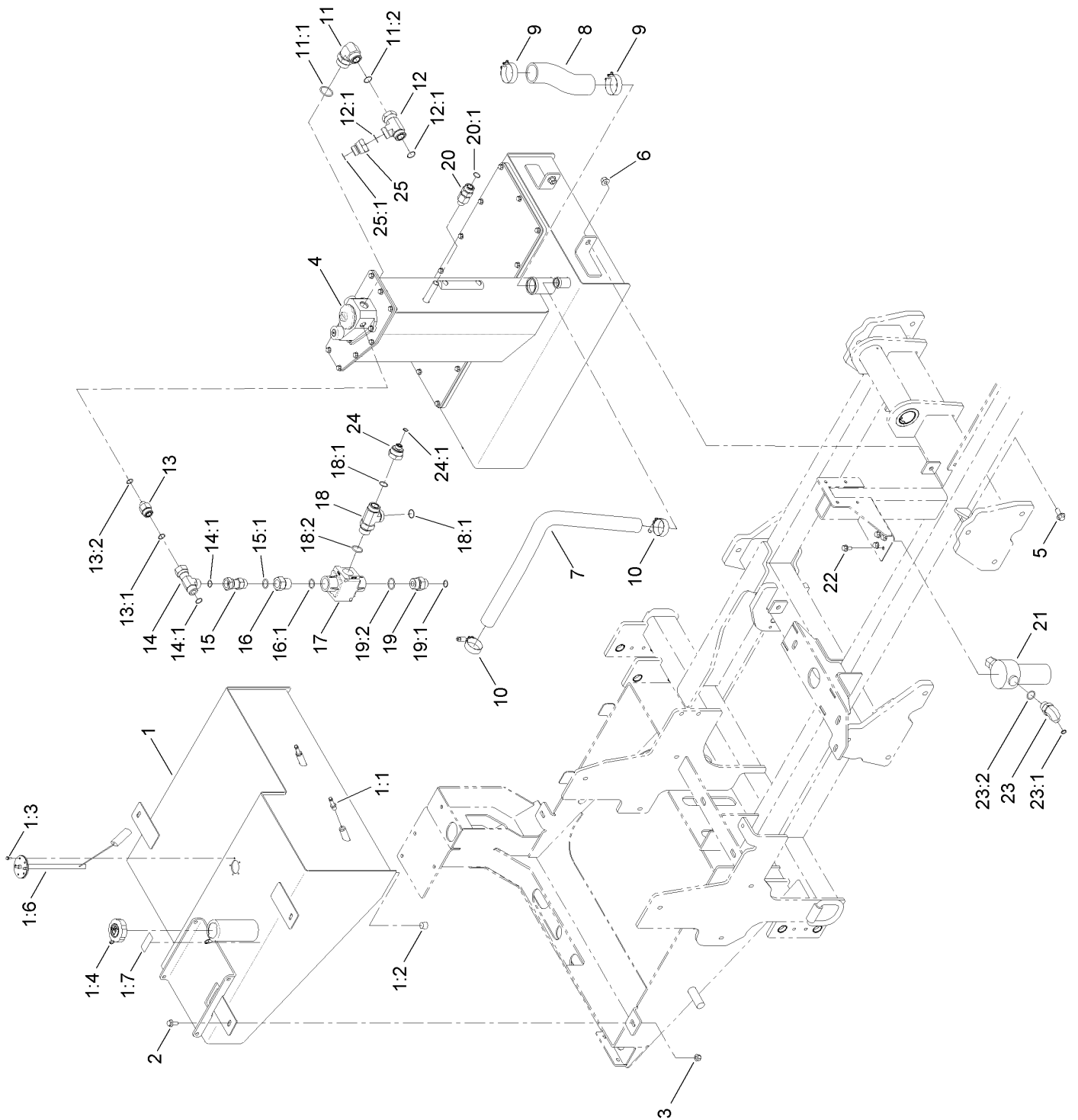
# Track Assembly



## Track Assembly (continued)

<i>Ref.</i>	<i>Part Number</i>	<i>Qty.</i>	<i>Description</i>	<i>Ref.</i>	<i>Part Number</i>	<i>Qty.</i>	<i>Description</i>
1	AU30-807L-1059	2	Seal-O Ring	14:3	125-6694	1	Decal-Tie Down
2	AU30-807L-1060	2	Valve-Grease	15	127-0907	1	RH Track ASM
3	AU38-12044	4	Pin-Spring	15:2	125-6108	1	Decal-Warning, Thrown Objects
4	302-57	12	Fitting-Grease	15:3	125-6694	1	Decal-Tie Down
5	340-1	4	Fitting-HYD, Straight	16	AU111968	12	Pin-Flag
5:1	237-21	1	O-Ring	17	AU12GB2411	2	Track-Rubber
5:2	237-42	1	O-Ring	18	AU12GB2412	2	Tensioner-Track, Spring/Grease
6	340-6	4	Fitting-HYD, Straight	19	AU12GB2424-03	2	Sprocket-Track Drive
6:1	237-30	1	O-Ring	20	127-0963	12	Idler ASM
6:2	237-80	1	O-Ring	20:2	AU8CF90016	2	Bearing-Plain, Flanged
7	103470	12	Washer	21	127-0964	2	Idler ASM
8	33104-020	12	Screw-HHF	21:2	AU12GB2461	1	Pin-Idler Mount
9	33105-025	12	Screw-HHF	21:3	AU8CF40021	2	Bearing-Ball
10	33106-030	18	Screw-HHF	23	AU12GB2476-03	2	Bracket-Right Idler
11	33116-035	18	Screw-HH	24	AU12GB2477-03	2	Bracket-Left Idler
12	33105-040	8	Screw-HHF	27	AU8GB85014	2	Planetary Gearbox ASM
13	AU100831	12	Screw-HHF				
14	127-0908	1	LH Track ASM				
14:2	125-6108	1	Decal-Warning, Thrown Objects				

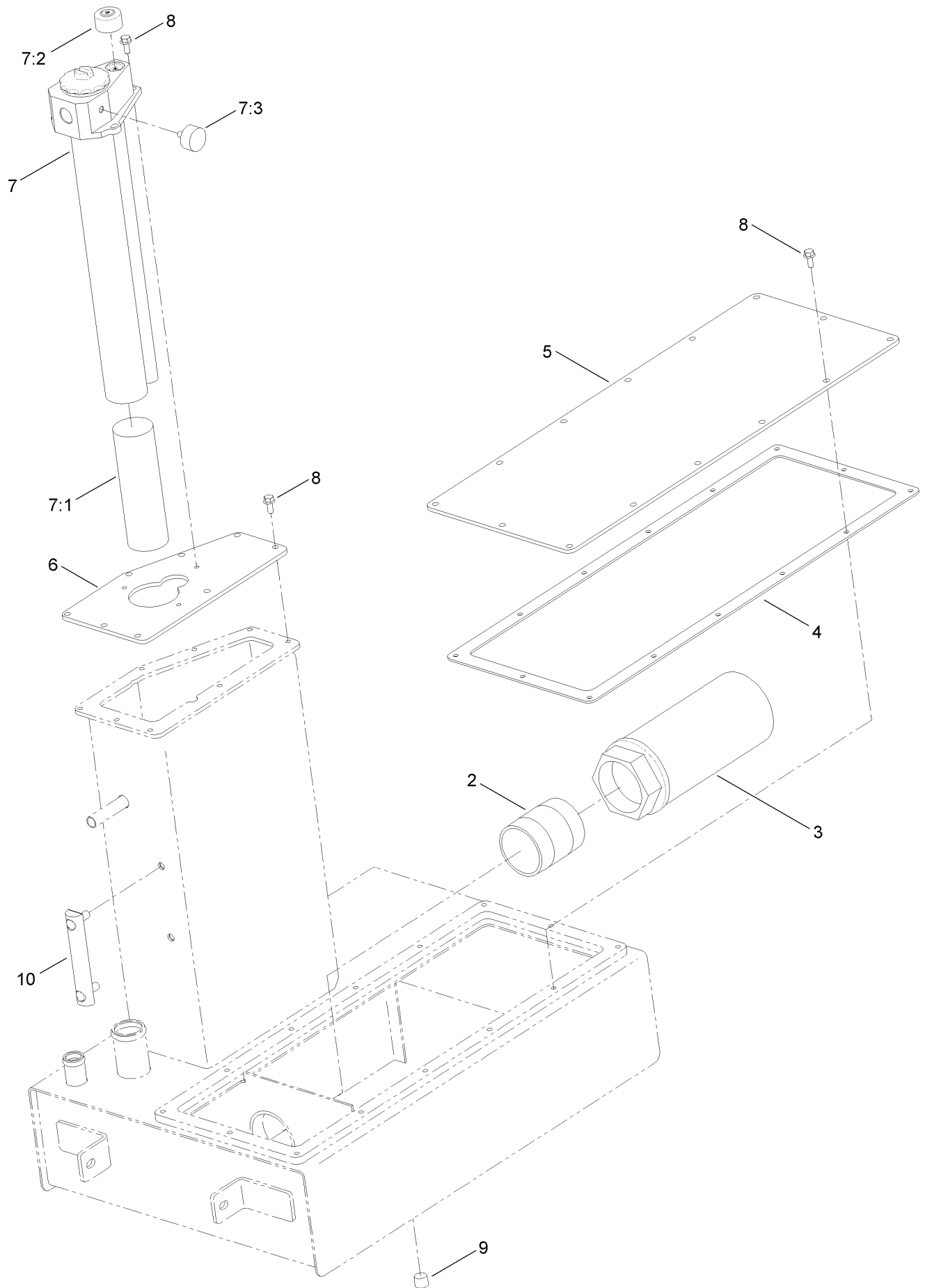
# Fuel Tank and Hydraulic Tank Assembly



## Fuel Tank and Hydraulic Tank Assembly (continued)

<i>Ref.</i>	<i>Part Number</i>	<i>Qty.</i>	<i>Description</i>	<i>Ref.</i>	<i>Part Number</i>	<i>Qty.</i>	<i>Description</i>
1	125-4516	1	Fuel Tank ASM	14:1	237-58	2	O-Ring
1:1	AU217-151	2	Stem-Straight, Bead	15	106-2009	1	Fitting-HYD, Swivel
1:2	AU217-439	1	Plug-Pipe, Hex Socket	15:1	237-81	1	O-Ring
1:3	32144-1	5	Screw-Taptite	16	AU8SA31612	1	Fitting-Straight
1:4	AU102188	1	Cap-Diesel Fuel W/ Lock	16:1	237-81	1	O-Ring
1:6	AU118484A1	1	Sender-Fuel	17	AU8HV01001	1	Valve-Thermostat
1:7	114-9600	1	Decal-Low Sulfur	18	104-3795	1	Fitting-HYD, Tee
2	33105-025	3	Screw-HHF	18:1	340-65	2	O-Ring
3	103-9511	3	Nut-Lock, NI	18:2	237-146	1	O-Ring
4	125-4511	1	Hydraulic Tank ASM	19	340-91	1	Adapter
5	33106-030	4	Screw-HHF	19:1	237-58	1	O-Ring
6	115-1115	4	Nut-Lock, HHF	19:2	237-146	1	O-Ring
7	AU113878	1	Hose	20	AU8TA61212	1	Fitting-Straight
8	AU113880	1	Hose	20:1	237-58	1	O-Ring
9	AU8CL14032	2	Clamp-T-Bolt	21	AU8FL20024	1	Filter-HYD, 350Psi (6 Micron)
10	AU109908	2	Clamp-Hose (T-Bolt)	22	3234-1	4	Screw-HHF
11	340-79	1	Adapter	23	340-131	2	Fitting-HYD, 90 DEG
11:1	237-101	1	O-Ring	23:1	237-30	1	O-Ring
11:2	340-65	1	O-Ring	23:2	237-81	1	O-Ring
12	AU8OR81616	1	Fitting-Tee	24	AU8OA80816	1	Fitting-Reducer
12:1	340-65	2	O-Ring	24:1	237-30	1	O-Ring
13	98-9921	1	Fitting-Thread, Straight	25	AU8OA81216	1	Fitting-Reducer
13:1	237-145	1	O-Ring	25:1	237-58	1	O-Ring
13:2	237-79	1	O-Ring				
14	AU8OR81212	1	Fitting-Tee				

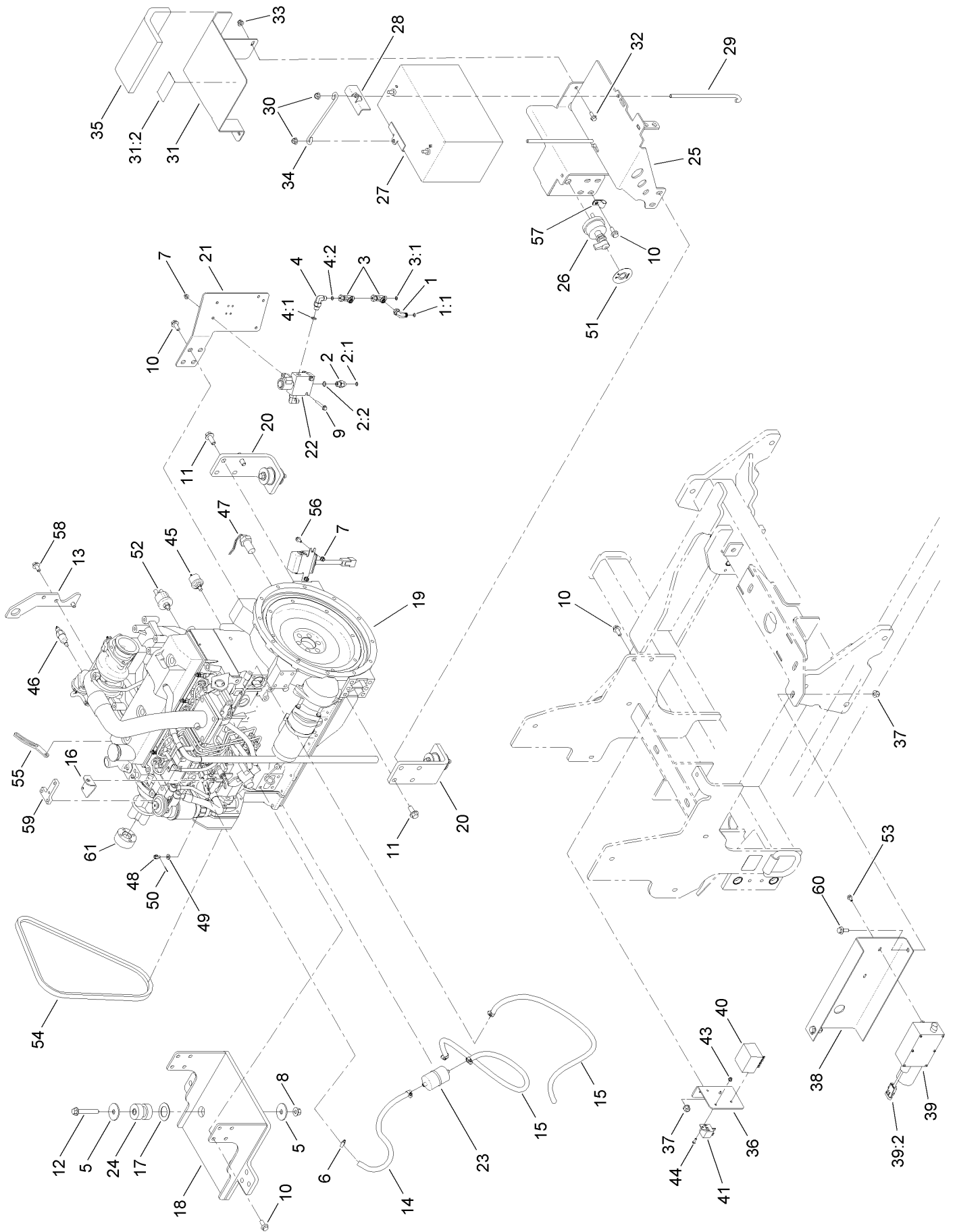
# Hydraulic Tank Assembly No. 125-4511



## Hydraulic Tank Assembly No. 125-4511 (continued)

<i>Ref.</i>	<i>Part Number</i>	<i>Qty.</i>	<i>Description</i>	<i>Ref.</i>	<i>Part Number</i>	<i>Qty.</i>	<i>Description</i>
2	AU8PN24800	1	Nipple-Pipe	7:1	127-5328	1	Filter-Tank, Hydraulic
3	AU8FL10008	1	Strainer-Suction, 100 Mesh	7:2	127-5334	1	Breather-HYD Filter
4	AU12GB2331	1	Gasket-Hydraulic Tank, Cover Lid	7:3	127-5335	1	Gauge-HYD Filter
5	AU12GB3355-03	1	Cover-Hydraulic Tank	8	33104-020	25	Screw-HHF
6	AU113816-03	1	Plate-Hydraulic Tank, Lid	9	AU217-439	1	Plug-Pipe, Hex Socket
7	AU113815	1	Filter ASM (Hydraulic Tank)	10	AU8PG00005	1	Gauge-Fluid Level (W/Thermometer)

# Engine and Battery Assembly

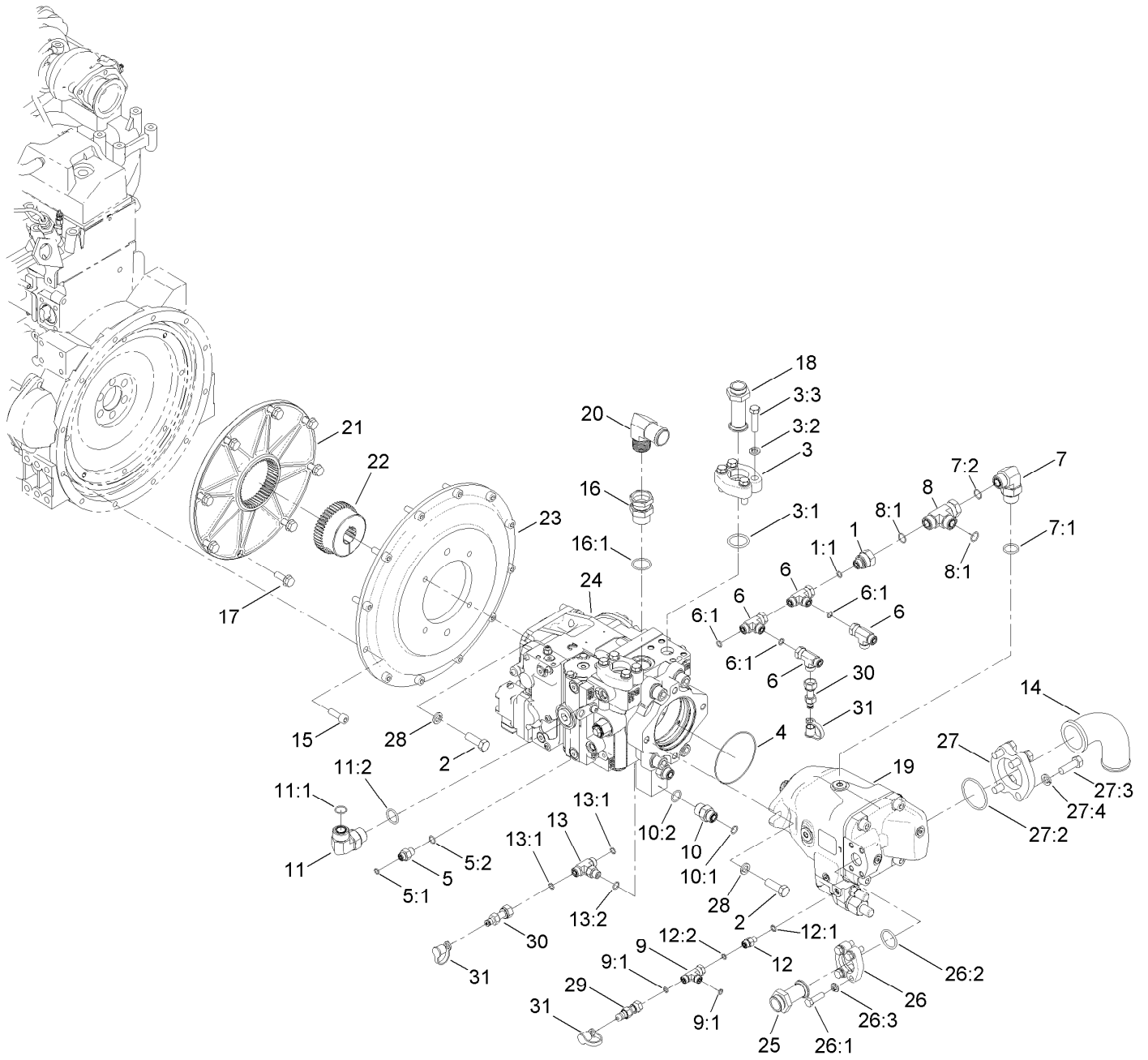


## Engine and Battery Assembly (continued)

<i>Ref.</i>	<i>Part Number</i>	<i>Qty.</i>	<i>Description</i>	<i>Ref.</i>	<i>Part Number</i>	<i>Qty.</i>	<i>Description</i>
1	92-2745	1	Fitting-Adaptor	30	104-8301	2	Nut-Flange, NI
1:1	237-21	1	O-Ring	31	127-0910	1	Battery Shield ASM
2	340-1	1	Fitting-HYD, Straight	31:2	125-8473	1	Decal-Warning, Battery
2:1	237-21	1	O-Ring	32	33104-020	2	Screw-HHF
2:2	237-42	1	O-Ring	33	104-3082	2	Nut-Lock, HHF
3	340-151	2	Fitting-HYD	34	AUD135073	1	Bracket-Holddown, Battery
3:1	237-75	3	O-Ring	35	AU122242	1	Shield-Heat
4	340-82	2	Adapter ASM	36	AU12GB3052-03	1	Bracket-Mounting, Relay
4:1	237-42	1	O-Ring	37	103-9511	4	Nut-Lock, NI
4:2	237-21	1	O-Ring	38	AU114513-03	1	Bracket-Throttle
5	AU496-81018	8	Washer-Flat	39	AU6EE30101	1	Actuator-Throttle
6	2412-108	6	Clamp-Worm	39:2	AU6EC12114	1	Connector
7	81-0130	4	Nut-Flange, NI	40	AU8NG10019-35	1	Relay-Control, Engine
8	115-1115	4	Nut-Lock, HHF	41	99-7435	1	Relay-Power
9	33103-045	2	Screw-HHF	43	120-4580	1	Nut-HF
10	33105-025	18	Screw-HHF	44	119-7568	1	Screw-HSBH
11	33106-030	8	Screw-HHF	45	AU8NG10019-28	1	Sensor-Oil Pressure
12	33106-080	4	Screw-HHF	46	AU8NG10019-29	1	Sensor-Coolant (Temp 217F)
13	AU110823	1	Plate-Hoist Point	47	AU8NG10019-30	1	Sensor-Rpm, Mag Pickup
14	125-4529	1	Hose-Fuel	48	125-4534	1	Pivot-Throttle
15	125-4530	2	Hose-Fuel	49	3256-22	1	Washer-Flat
16	AU12GB3042-03	1	Bracket-Throttle	50	3272-1	1	Pin-Cotter
17	AU113262	4	Spacer-Isolator	51	AU8EP02902	1	Faceplate-Battery, On/Off
18	AU114801-03	1	Mount-Engine And Radiator	52	AU8NG10019-27	1	Sensor-Oil Pressure, 0-80Psi
19		1	Engine ASM ●	53	3234-13	2	Screw-HHF
20	AU12GB3114-03	2	Bracket-Mount, Engine	54	127-5323	1	Belt-V
21	AU130554-03	1	Plate-Mount	55	127-5324-03	1	Bracket-Alternator
22	125-4467	1	Valve-Solenoid	56	33103-016	2	Screw-HHF
23	AU8NG10019-24	1	Filter-Inline Fuel	57	2412-138	1	R-Clamp
24	AU8NG28121	4	Isolator-Mounting, Universal	58	33105-020	2	Screw-HHF
25	AU119455-03	1	Bracket-Mount, Battery	59	127-0951-03	1	Plate-Mount, Filter
26	AU8EP02901	1	Switch-Battery (1000 Amp)	60	33105-030	2	Screw-HHF
27		1	Battery (1000Cca) ●	61	130-4471	1	Spacer-Fan
28	AUD125079	2	Angle-Holddown, Battery				
29	AUH436311	2	Bolt-Holddown, Battery				

● Not serviced separately

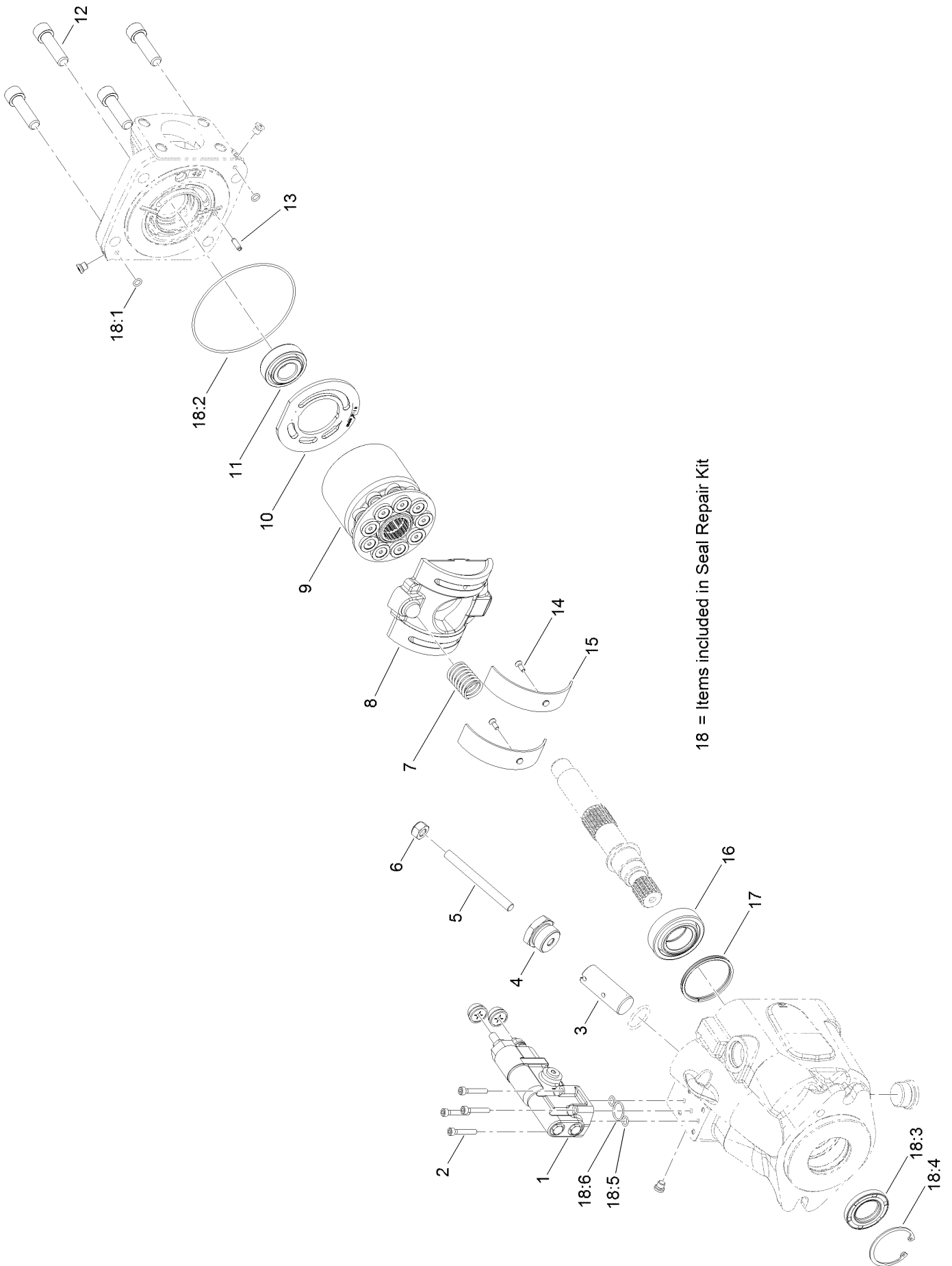
# Engine Bell Housing and Hydraulic Pump Assembly



# Engine Bell Housing and Hydraulic Pump Assembly (continued)

<i>Ref.</i>	<i>Part Number</i>	<i>Qty.</i>	<i>Description</i>	<i>Ref.</i>	<i>Part Number</i>	<i>Qty.</i>	<i>Description</i>
1	98-7067	1	Fitting-HYD	13:1	237-22	2	O-Ring
1:1	237-22	1	O-Ring	13:2	237-42	1	O-Ring
2	115-8487	6	Screw-HH	14	125-4537	1	End-Hose
3	AU114285A1	2	HYD Flange Kit	15	AU862-10030	12	Screw-HSH
3:1	121-3904	1	O-Ring	16	AU91-2066-16-16S	1	Fitting-Straight
3:2	3253-6	4	Washer-Lock	16:1	237-146	1	O-Ring
3:3	AU113-372	4	Screw-HH	17	33105-030	8	Screw-HHF
4	115-3009	1	O-Ring	18	AU8OS51616	1	Adapter-Flange, Straight
5	340-1	2	Fitting-HYD, Straight	19	AU119079	1	HYD Load Sense Piston Pump ASM
5:1	237-21	1	O-Ring	20	AU217-166	1	Fitting-Elbow, 90
5:2	237-42	1	O-Ring	21	AU8PD92012	1	Coupling-Drive
6	340-115	4	Fitting-Tee, Swivel Nut	22	AU8PD92013	1	Hub-Steel
6:1	237-22	2	O-Ring	23	AU8PD92014-03	1	Cover-Flywheel, Pump Mount
7	340-139	1	Fitting-HYD, 90 DEG	24	AU8PH60051	1	HYD Hydrostat Pump ASM
7:1	237-81	1	O-Ring	25	AU8OS11616	1	Adapter-Flange, Straight
7:2	237-65	1	O-Ring	26	AU8TS46116	1	Split Flange Kit
8	340-147	1	Fitting-HYD, Tee	26:1	323-44	4	Screw-HH
8:1	237-65	2	O-Ring	26:2	121-3904	1	O-Ring
9	340-151	1	Fitting-HYD	26:3	3253-21	4	Washer-Lock
9:1	237-75	3	O-Ring	27	125-4538	1	Flange Kit
10	340-6	2	Fitting-HYD, Straight	27:2	125-6148	1	O-Ring
10:1	237-30	1	O-Ring	27:3	325-6	4	Screw-HH
10:2	237-80	1	O-Ring	27:4	3253-7	4	Washer-Lock
11	340-142	1	Fitting-HYD, 90 DEG	28	3253-7	6	Washer-Lock
11:1	237-58	1	O-Ring	29	115-8886	1	Nipple-Test
11:2	237-81	1	O-Ring	30	86-5480	2	Nipple-Test
12	340-92	1	Fitting-HYD, Straight	31	354-79	3	Cap-Dust
12:1	237-78	1	O-Ring				
12:2	237-21	1	O-Ring				
13	340-94	1	Adapter				

# Hydraulic Load Sense Piston Pump No. AU119079

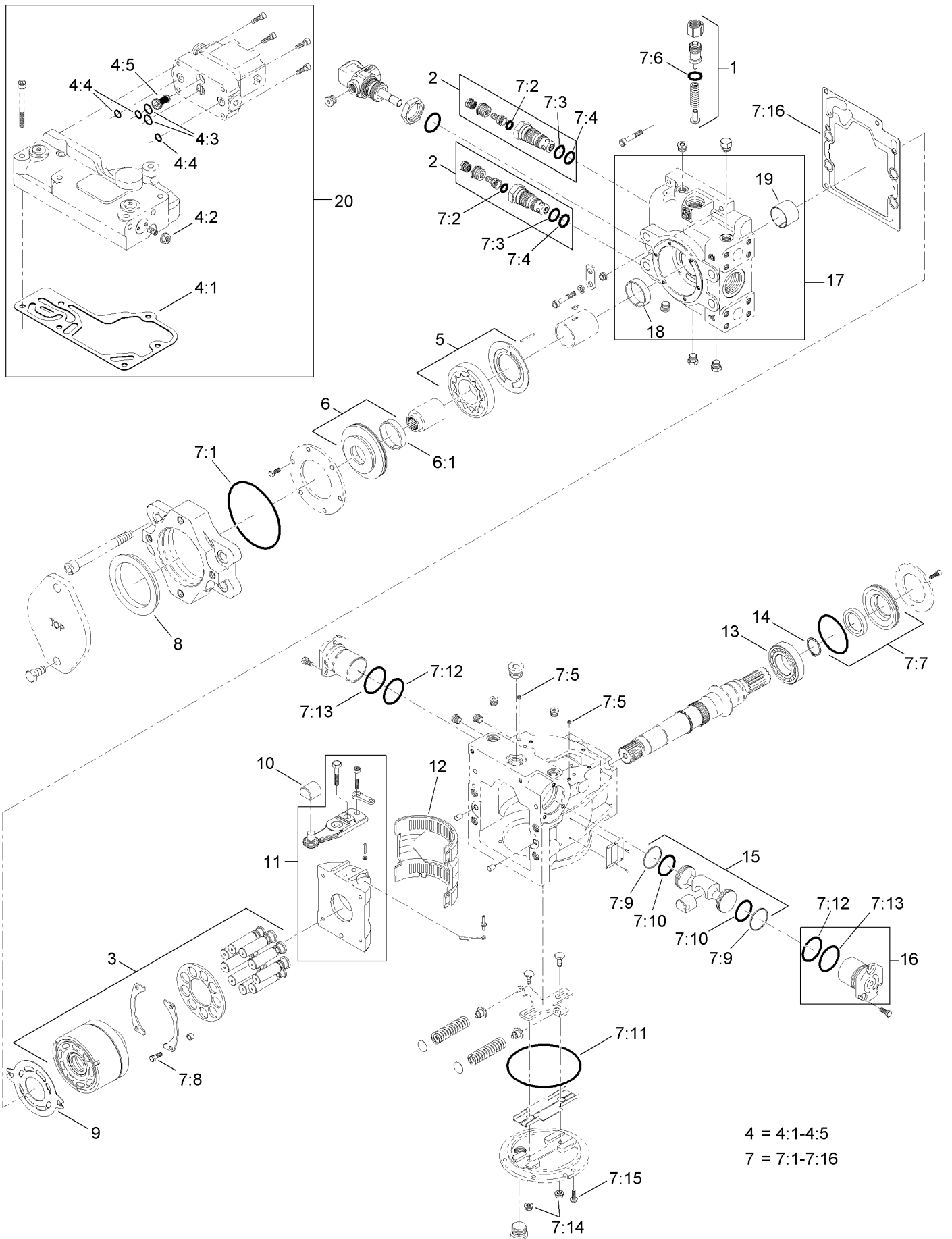


# Hydraulic Load Sense Piston Pump No. AU119079 (continued)

<i>Ref.</i>	<i>Part Number</i>	<i>Qty.</i>	<i>Description</i>	<i>Ref.</i>	<i>Part Number</i>	<i>Qty.</i>	<i>Description</i>
1	127-9681	1	Compensator ASM	13	93-6369	1	Pin-Roll
2	127-9682	4	Screw-Cap	14	127-9676	2	Screw-HSFH
3	127-9683	1	Piston-Control	15	127-9675	2	Bearing-Swashplate
4	127-9684	1	Plug-Adjuster, Stroke	16	127-9673	1	Front Shaft Bearing ASM
5	127-9685	1	Screw-Set, Adjuster	17	127-9671	1	Ring-Crush
6	127-9686	1	Nut-Sealing	18	127-9687	1	Seal Kit
7	127-9677	1	Spring-Bias	18:1		2	O-Ring ●
8	127-9678	1	Swashplate	18:2		1	O-Ring ●
9	127-9679	1	Rotating ASM	18:3	105-3331	1	Seal-Shaft
10	127-9672	1	Plate-Valve	18:4	60-6260	1	Ring
11	127-9674	1	Rear Shaft Bearing ASM	18:5		2	O-Ring ●
12	127-9680	4	Screw-Cap	18:6		1	O-Ring ●

● Not serviced separately

# Hydrostat Pump Assembly No. AU8PH60051



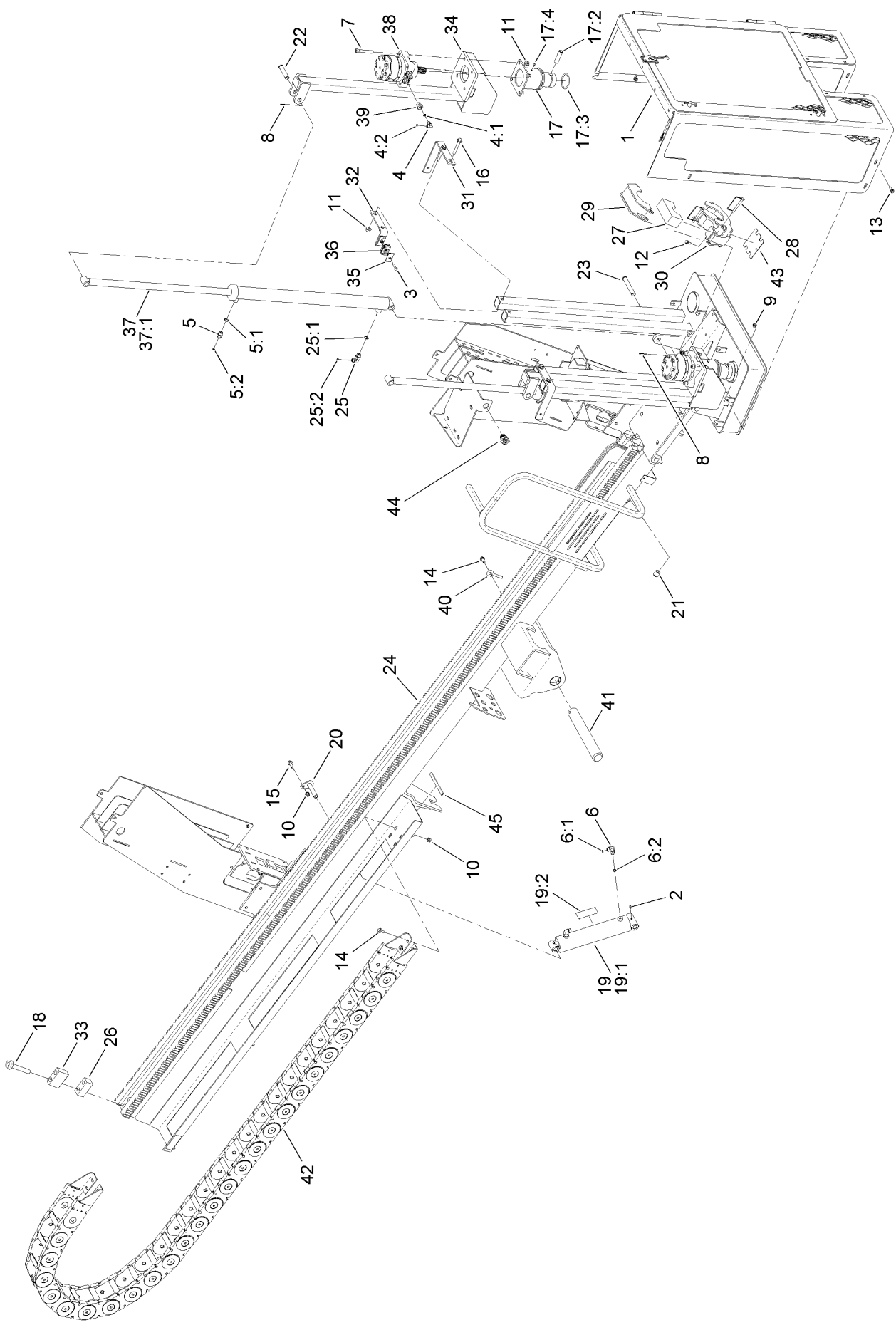
4 = 4:1-4:5  
 7 = 7:1-7:16

# Hydrostat Pump Assembly No. AU8PH60051 (continued)

<i>Ref.</i>	<i>Part Number</i>	<i>Qty.</i>	<i>Description</i>	<i>Ref.</i>	<i>Part Number</i>	<i>Qty.</i>	<i>Description</i>
1	130-4587	1	Charge Relief Valve Kit	7:9		2	O-Ring ●
2	130-4590	2	Multi-Function Valve Kit	7:10		2	O-Ring ●
3	130-4585	1	Cylinder Block Kit	7:11		1	O-Ring ●
4	130-4589	1	Control Seal Kit	7:12		2	O-Ring ●
4:1		1	Gasket-Control ●	7:13		2	O-Ring ●
4:2		1	Nut-Seal ●	7:14		2	Nut ●
4:3		2	O-Ring ●	7:15		2	Screw ●
4:4		3	O-Ring ●	7:16		1	Gasket-End Cap ●
4:5		1	Filter ASM ●	8	130-4581	1	Seal-B Pad
5	130-4578	1	Charge Pump Set	9	130-4571	1	Plate-Valve
6	130-4579	1	Charge Pump Cover ASM	10	130-4573	1	Block-Slider
6:1	130-4577	1	Bushing	11	130-4586	1	Swashplate ASM
7	130-4591	1	Base Pump Seal Kit	12	130-4570	1	Bearing ASM
7:1	130-4580	1	O-Ring	13	130-4582	1	Bearing-Roller
7:2		2	O-Ring ●	14	130-4583	1	Ring-Retaining
7:3		2	O-Ring ●	15	130-4572	1	Servo Piston Kit
7:4		2	O-Ring ●	16	130-4574	1	Servo Cylinder ASM
7:5		2	Screen-Control Filter ●	17	130-4575	1	End Cap ASM
7:6		1	O-Ring ●	18	130-4577	1	Bushing
7:7	130-4584	1	Shaft Seal ASM	19	130-4576	1	Bearing-Journal
7:8		4	Screw ●	20	130-4588	1	Edc Kit

● Not serviced separately

# Thrust Frame and Stakedown Assembly

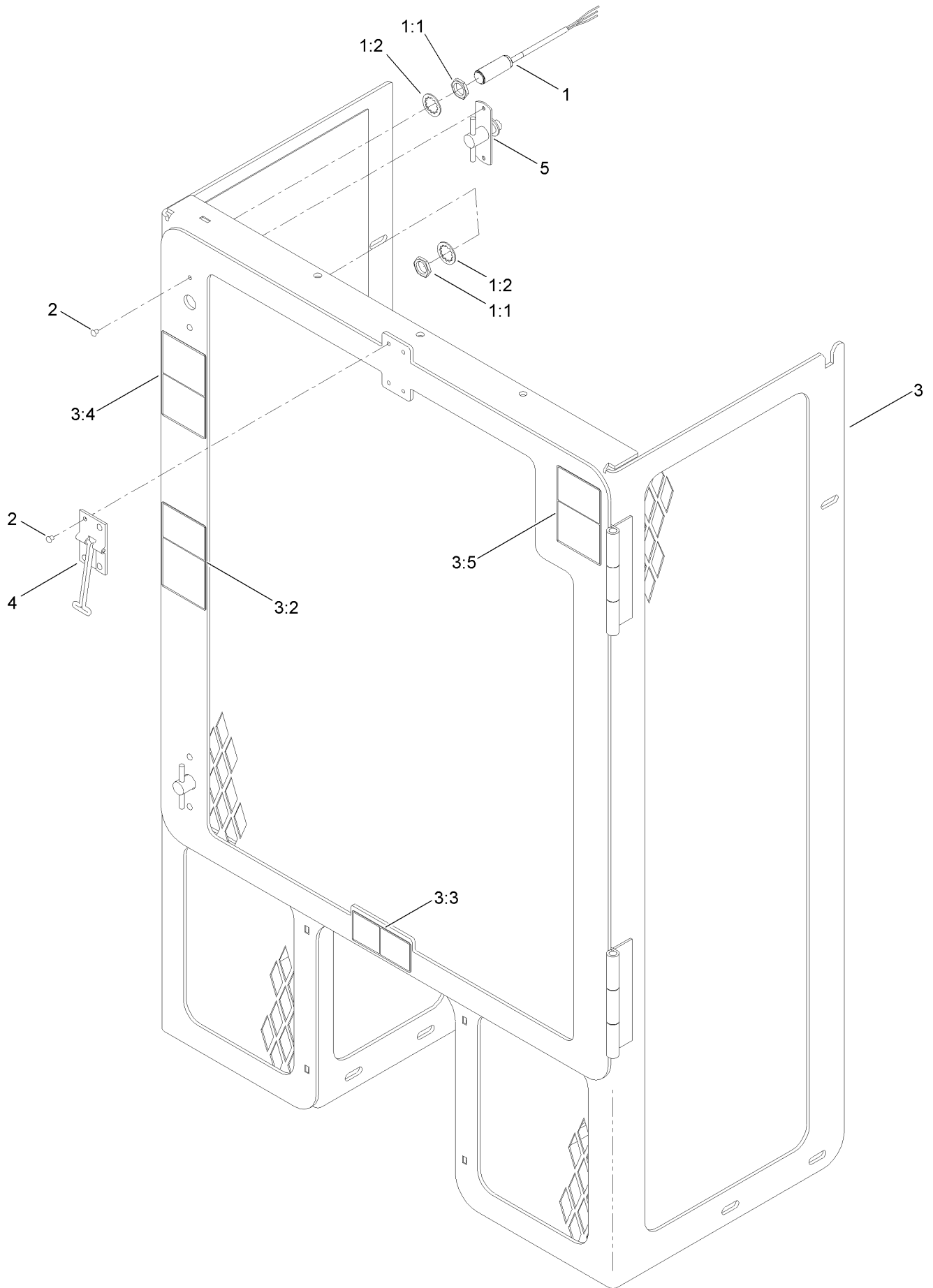


## Thrust Frame and Stakedown Assembly (continued)

<i>Ref.</i>	<i>Part Number</i>	<i>Qty.</i>	<i>Description</i>	<i>Ref.</i>	<i>Part Number</i>	<i>Qty.</i>	<i>Description</i>
1	127-0992	1	Stakedown Cage ASM	20	AU109483	1	Pin-Flag
2	302-57	2	Fitting-Grease	21	AU109676	2	Bushing-Spring
3	322-47	2	Screw-HH	22	AUS10839	2	Pin-Clevis
4	340-132	4	Fitting-HYD, 90 DEG	23	AU110282	2	Pin-Clevis
4:1	237-78	1	O-Ring	24	127-0898	1	Thrust Frame ASM
4:2	237-21	1	O-Ring	25	108-5687	2	Fitting-Elbow, 90
5	340-133	2	Adapter ASM	25:1	237-79	1	O-Ring
5:1	237-79	1	O-Ring	25:2	237-21	1	O-Ring
5:2	237-21	1	O-Ring	26	AU112132-03	1	Block-Tapped
6	340-77	2	Fitting-HYD, 90 DEG	27	AU113442	2	Bushing-Rod Guide
6:1	237-22	1	O-Ring	28	AU113514	2	Pin-Self Locking
6:2	237-42	1	O-Ring	29	AU113516-03	1	Guide-Rod Bushing, Top
7	AU864-12080	8	Screw-HSH	30	AU113517-03	1	Guide-Rod Bushing, Bottom
8	3272-12	4	Pin-Cotter	31	AU113696-03	2	Tie-Post, Stakedown
9	104-3082	10	Nut-Lock, HHF	32	AU12GB2011-03	2	Tie-Post, Hose Bracket
10	103-9511	5	Nut-Lock, NI	33	AU12GB2030-03	1	Stop-Carriage
11	115-1115	12	Nut-Lock, HHF	34	AU12GB7508-03	2	Stakedown
12	33104-020	4	Screw-HHF	35	AU8CL21201	2	Plate-Cover, Twin
13	33104-030	10	Screw-HHF	36	AU8CL21704	2	Clamp-Half (Set Of 2)
14	33105-025	5	Screw-HHF	37	AU8HC20030	2	HYD Cylinder ASM
15	33105-035	1	Screw-HHF	37:1	AU8HC20030-2	1	Seal Kit
16	33106-080	4	Screw-HHF	38	AU8HM24055	2	HYD Motor ASM
17	AU12GB7507	2	Stakedown Coupler ASM	39	AU8SA31004	4	Reducer-Straight, Threaded
17:2	AU12GB7514	1	Pin-Coupling, Stake	40	AUH313981	1	Pin-Retainer
17:3	AU8HS51334	1	O-Ring	41	125-4525	1	Pin-Pivot, Thrust Frame
17:4	302-57	1	Fitting-Grease	42	AU110373	1	Carrier-Hose
18	AU100378	2	Screw-HHF	43	125-4468-03	1	Shim-Rod Guide, Bottom
19	127-0913	1	Lift Cylinder ASM	44	109-9376	1	Receptacle-12V
19:1		1	Cylinder-Hydraulic ●	45	127-0976	1	Trim-Carrier, Hose
19:2	125-6115	1	Decal-Caution, Cylinder Lock				

● Not serviced separately

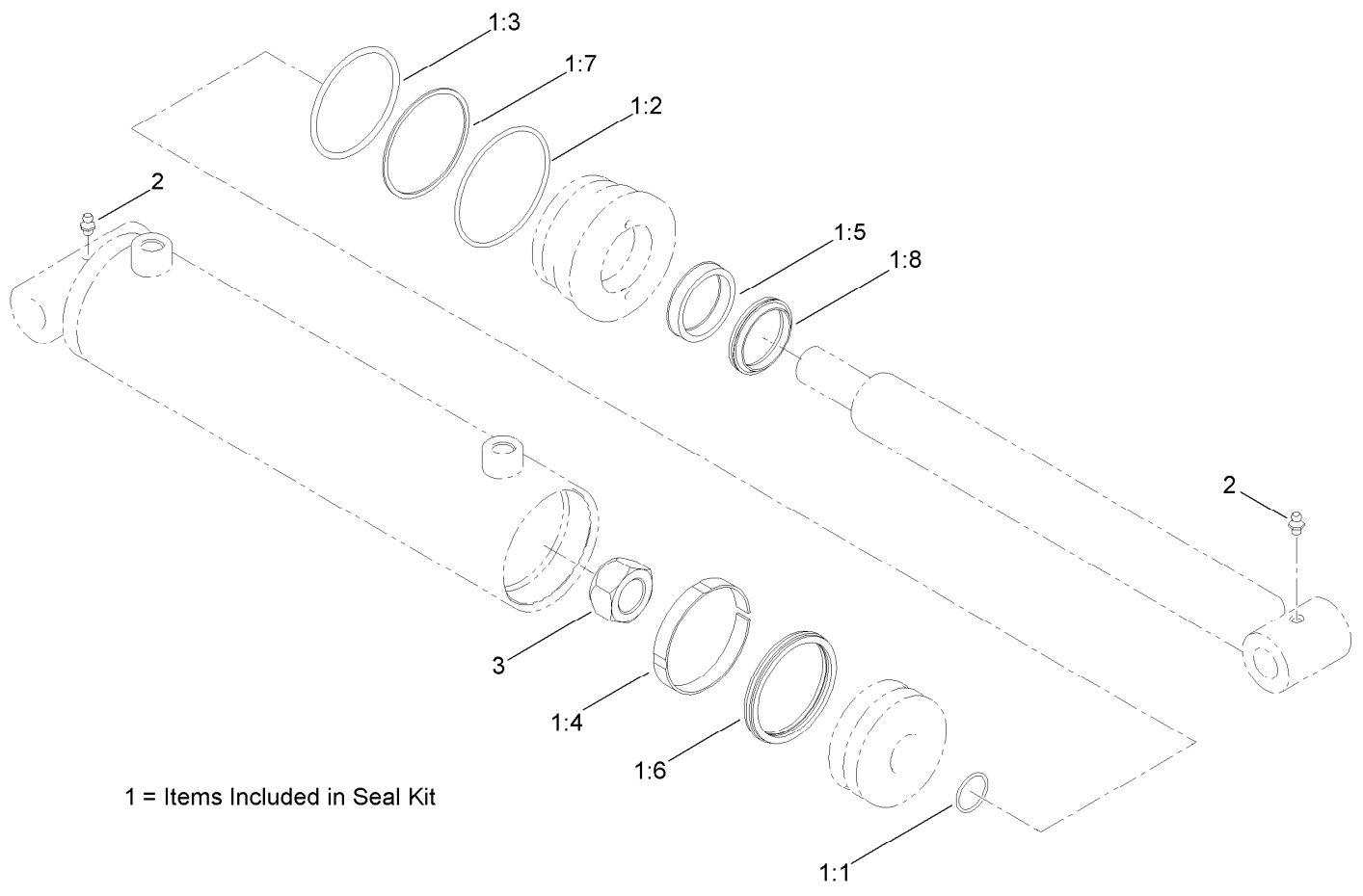
# Stakedown Assembly No. 127-0992



## Stakedown Assembly No. 127-0992 (continued)

<i>Ref.</i>	<i>Part Number</i>	<i>Qty.</i>	<i>Description</i>	<i>Ref.</i>	<i>Part Number</i>	<i>Qty.</i>	<i>Description</i>
1	115-5300	1	Proximity Switch ASM	3:4	125-6126	1	Decal-Warning, Entanglement
1:1	117-3207	2	Nut-Hex	3:5	125-6131	2	Decal-Danger, Hazardous Area
1:2	117-3208	2	Washer-Lock, Internal Tooth	4	AU114618	1	Latch-Retaining
2	1-803035	8	Rivet-Pop	5	AUL102515	2	Latch
3	127-0912	1	Stakedown Cover ASM				
3:2	125-6114	1	Decal-Danger, Impact Hazard				
3:3	125-6119	1	Decal-Danger, Entanglement				

# Hydraulic Cylinder Assembly No. 127-0913



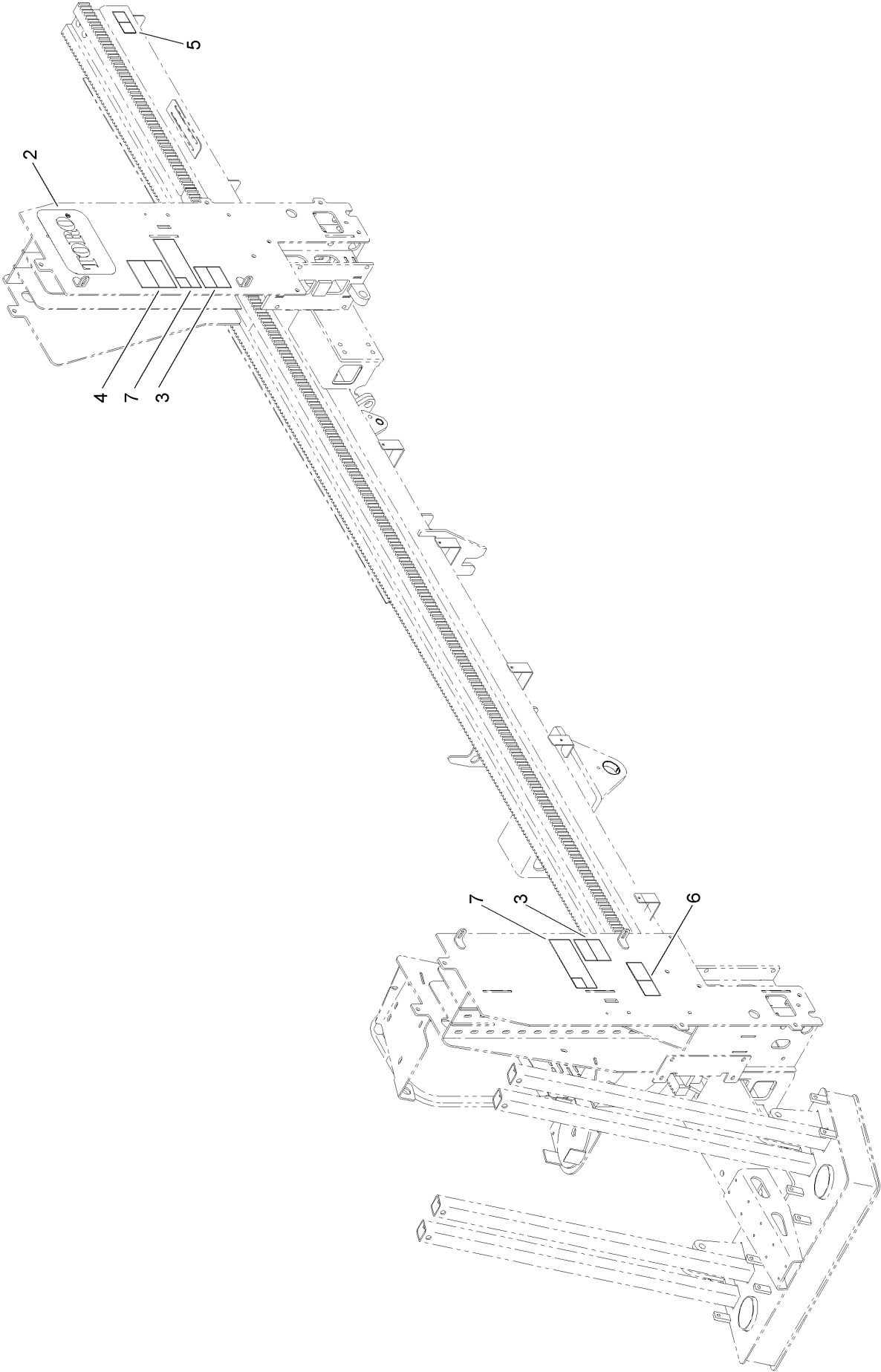
1 = Items Included in Seal Kit

# Hydraulic Cylinder Assembly No. 127-0913 (continued)

<i>Ref.</i>	<i>Part Number</i>	<i>Qty.</i>	<i>Description</i>	<i>Ref.</i>	<i>Part Number</i>	<i>Qty.</i>	<i>Description</i>
1	130-8351	1	Seal Kit	1:6		1	Seal-Crown ●
1:1		1	O-Ring ●	1:7		1	Washer-Back Up ●
1:2		1	O-Ring ●	1:8		1	Wiper ●
1:3		1	O-Ring ●	2	302-52	2	Fitting-Grease
1:4		1	Ring-Piston Bearing ●	3	3296-60	1	Nut-Lock, NI
1:5		1	Seal-U Cup ●				

● Not serviced separately

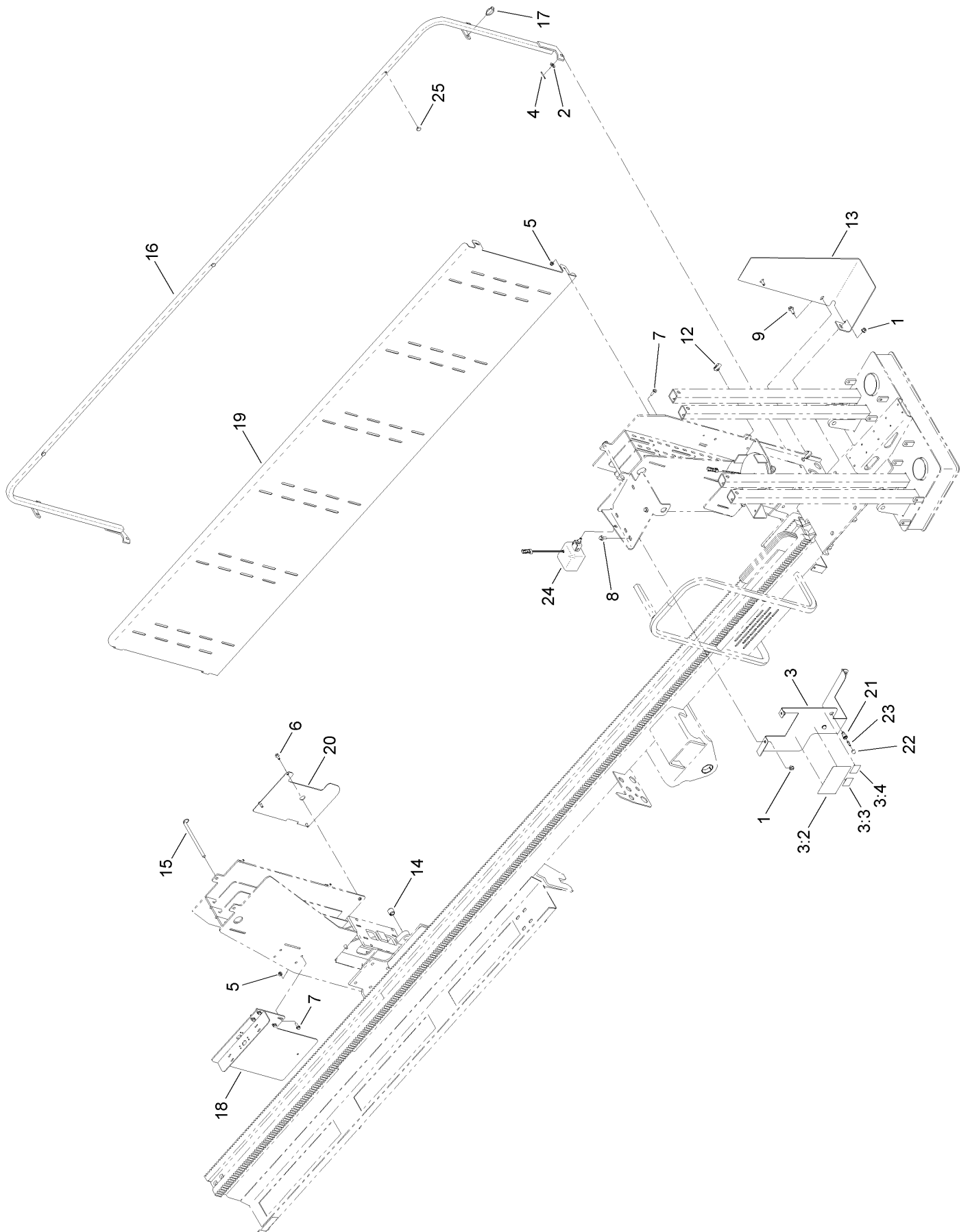
# Thrust Frame Assembly No. 127-0898



# Thrust Frame Assembly No. 127-0898 (continued)

<i>Ref.</i>	<i>Part Number</i>	<i>Qty.</i>	<i>Description</i>	<i>Ref.</i>	<i>Part Number</i>	<i>Qty.</i>	<i>Description</i>
2	105-4222	1	Decal	6	125-6128	1	Decal-Warning, Hydraulic Pressure
3	125-6107	2	Decal-Warning, Crushing	7	125-6130	2	Decal-Danger, Hazardous Area
4	125-6109	1	Decal-Danger, Shock				
5	125-6110	2	Decal-Danger, Crushing				

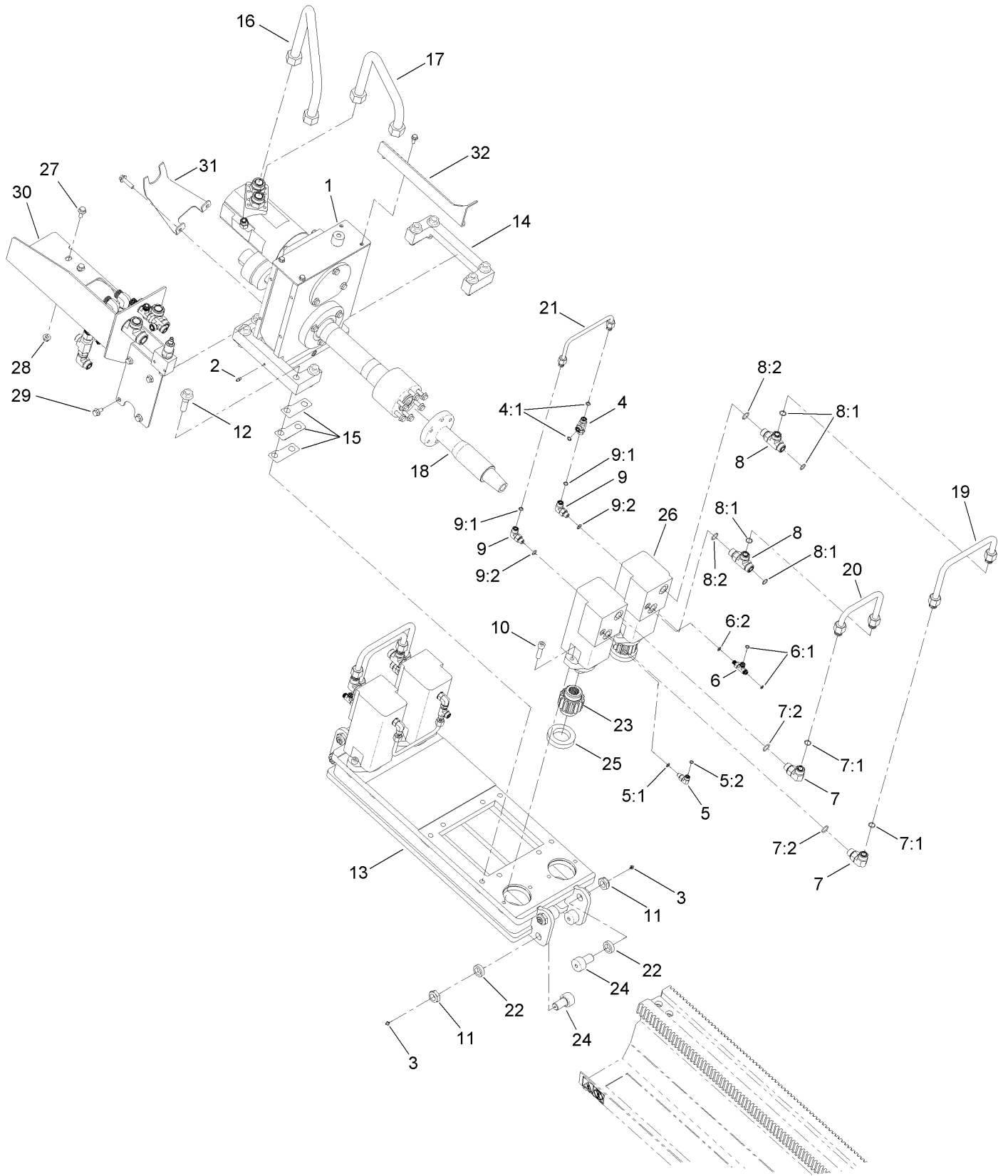
# Rod Box and Guard Assembly



## Rod Box and Guard Assembly (continued)

<i>Ref.</i>	<i>Part Number</i>	<i>Qty.</i>	<i>Description</i>	<i>Ref.</i>	<i>Part Number</i>	<i>Qty.</i>	<i>Description</i>
1	103-9511	4	Nut-Lock, NI	14	AU109676	2	Bushing-Spring
2	106-9888	2	Washer-Flat	15	AU109894	4	Pin
3	127-0916	1	Guard Plate ASM	16	AU109905-01	1	Guard
3:2	125-6111	1	Decal-Stakedown Set Up	17	AU109970	2	Pin-Snap Ring
3:3	125-6123	1	Decal-Pipe Return, Clear	18	AU124738-03	1	Plate-Mount, Switch
3:4	125-6124	1	Decal-Pipe Breakout, Clear	19	AU129871-03	1	Panel-Rod Box
4	3272-12	2	Pin-Cotter	20	AU12GB7390-03	2	Guard-Elevator
5	104-3082	8	Nut-Lock, HHF	21	AU8EO21401	2	Type T-2 Socket ASM
6	33104-020	6	Screw-HHF	22	AU8EO21403	2	Lens-Dome, Fluted Green (Type T2)
7	33104-025	8	Screw-HHF	23	122-0224	2	Lamp-Led
8	33105-025	3	Screw-HHF	24	122-0144	2	Work Light ASM
9	33105-030	3	Screw-HHF	25	1-513658	3	Bumper
12	AU100863	2	Nut-U				
13	AU109021-03	1	Cover-Side				

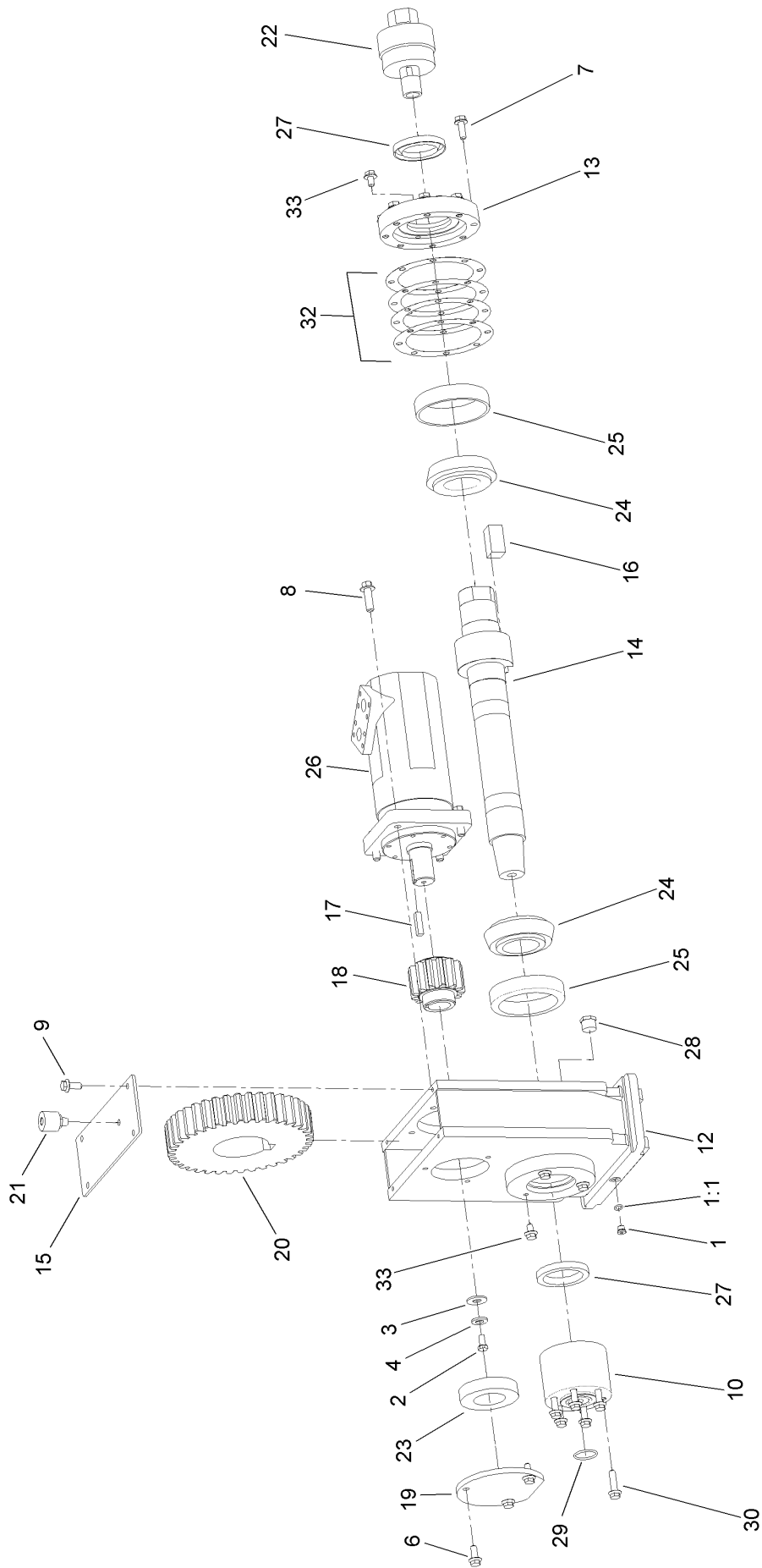
# Rotary Gearbox and Carriage Assembly



## Rotary Gearbox and Carriage Assembly (continued)

<i>Ref.</i>	<i>Part Number</i>	<i>Qty.</i>	<i>Description</i>	<i>Ref.</i>	<i>Part Number</i>	<i>Qty.</i>	<i>Description</i>
1	125-4512	1	Rotary Gearbox ASM	13	AU110514-03	1	Carriage
2	302-57	2	Fitting-Grease	14	AU110676-03	2	Block-Slide, Rotary
3	302-63	8	Zerk	15	AU111132	12	Shim-Block, Rotary Slide
4	340-115	2	Fitting-Tee, Swivel Nut	16	AU111677	1	Tube-HYD, Hiflow (Rotary B)
4:1	237-22	2	O-Ring	17	AU111678	1	Tube-HYD, Hiflow (Rotary A)
5	340-132	2	Fitting-HYD, 90 DEG	18	AU119160	1	Adapter-Flange
5:1	237-78	1	O-Ring	19	AU12GB3220	2	Tube-HYD, Hiflow
5:2	237-21	1	O-Ring	20	AU12GB3221	2	Tube-HYD, Hiflow
6	340-140	2	Adapter-Tee	21	AU12GB3222	2	Tube-HYD, Hiflow
6:1	237-21	2	O-Ring	22	AU12GB4025	8	Spacer-Cam Follower
6:2	237-78	1	O-Ring	23	AU12GB4108	4	Pinion-Input, 15T
7	340-17	4	Fitting-HYD, 90 DEG	24	AU8CF30025	8	Bearing-Cam Roller
7:1	237-65	1	O-Ring	25	AU8CF40008	8	Bearing-Ball, Double Sealed
7:2	237-80	1	O-Ring	26	AU8HM24035	4	HYD Motor ASM
8	340-22	4	Fitting-HYD, Tee	27	33105-025	4	Screw-HHF
8:1	237-65	2	O-Ring	28	33005-00	4	Nut-HF
8:2	237-80	1	O-Ring	29	33105-020	4	Screw-HHF
9	340-77	4	Fitting-HYD, 90 DEG	30	AU110587-03	1	Mount-Hose Carrier
9:1	237-22	1	O-Ring	31	AU116975-03	1	Bracket-Mud Swivel
9:2	237-42	1	O-Ring	32	AU124739-03	1	Plate-Sensor Flag
10	AU864-12045	8	Screw-HSFH				
11	3296-60	8	Nut-Lock, NI				
12	33108-060	8	Screw-HHF				

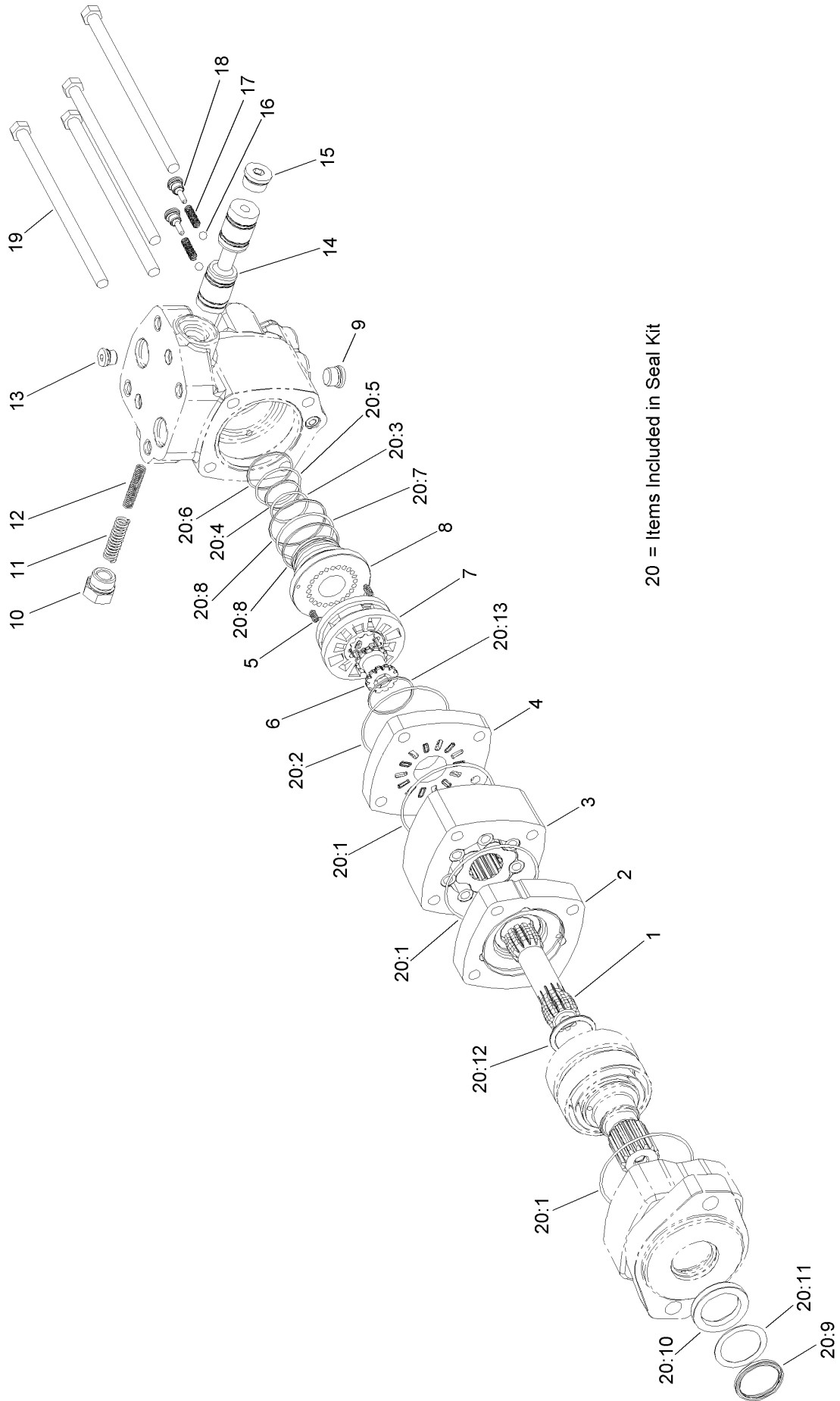
# Rotary Hydraulic Assembly No. 125-4512



# Rotary Hydraulic Assembly No. 125-4512 (continued)

<i>Ref.</i>	<i>Part Number</i>	<i>Qty.</i>	<i>Description</i>	<i>Ref.</i>	<i>Part Number</i>	<i>Qty.</i>	<i>Description</i>
1	353-990	1	Plug ASM	21	AU31543	1	Breather
1:1	237-78	1	O-Ring	22	AU32GB4210	1	Swivel-Mud
2	AU426-612	1	Screw-HH	23	AU8CF40011	1	Bearing-Radial Ball
3	AU495-81163	1	Washer-Flat	24	AU8CF63016	2	Cone-Bearing
4	AU496-21053	1	Washer-Flat (Hardened)	25	AU8CF63017	2	Cup-Bearing
6	33105-025	3	Screw-HHF	26	AU8HM24051	1	HYD Motor ASM
7	33105-040	8	Screw-HHF	27	AU8HS11033	2	Seal-Shaft
8	33106-040	4	Screw-HHF	28	AU8PP70008	1	Plug-Site Glass
9	33104-020	4	Screw-HHF	29	237-187	1	O-Ring
10	AU114315	1	Adapter-Spindle	30	AU100331	6	Screw-HHF
12	AU12GB4403	1	Box-Rotary	32	AU12GB4425-010	1	Shim-Rotary Bearing (.010 Thick)
13	AU12GB4412	1	Plate-Bearing Cap	32	AU12GB4425-005	1	Shim-Rotary Bearing (.005 Thick)
14	AU12GB4420	1	Spindle-Rotary	32	AU12GB4425-003	1	Shim-Rotary Bearing (.003 Thick)
15	127-5333-03	1	Plate-Cover, Rotary Box	32	AU12GB4425-001	1	Shim-Rotary Bearing (.001 Thick)
16	AU12GB4455	1	Key-Rotary Box	33	33105-016	5	Screw-HHF
17	AU12GB4456	1	Key-Rotary Box				
18	AU12GB4460	1	Gear-Pinion, Rotary Box (13T)				
19	AU12GB4461	1	Plate-Retaining, Rotary Box				
20	AU12GB4465	1	Gear-Ring, Rotary Box (38T)				

# Hydraulic Motor Assembly No. AU8HM24035



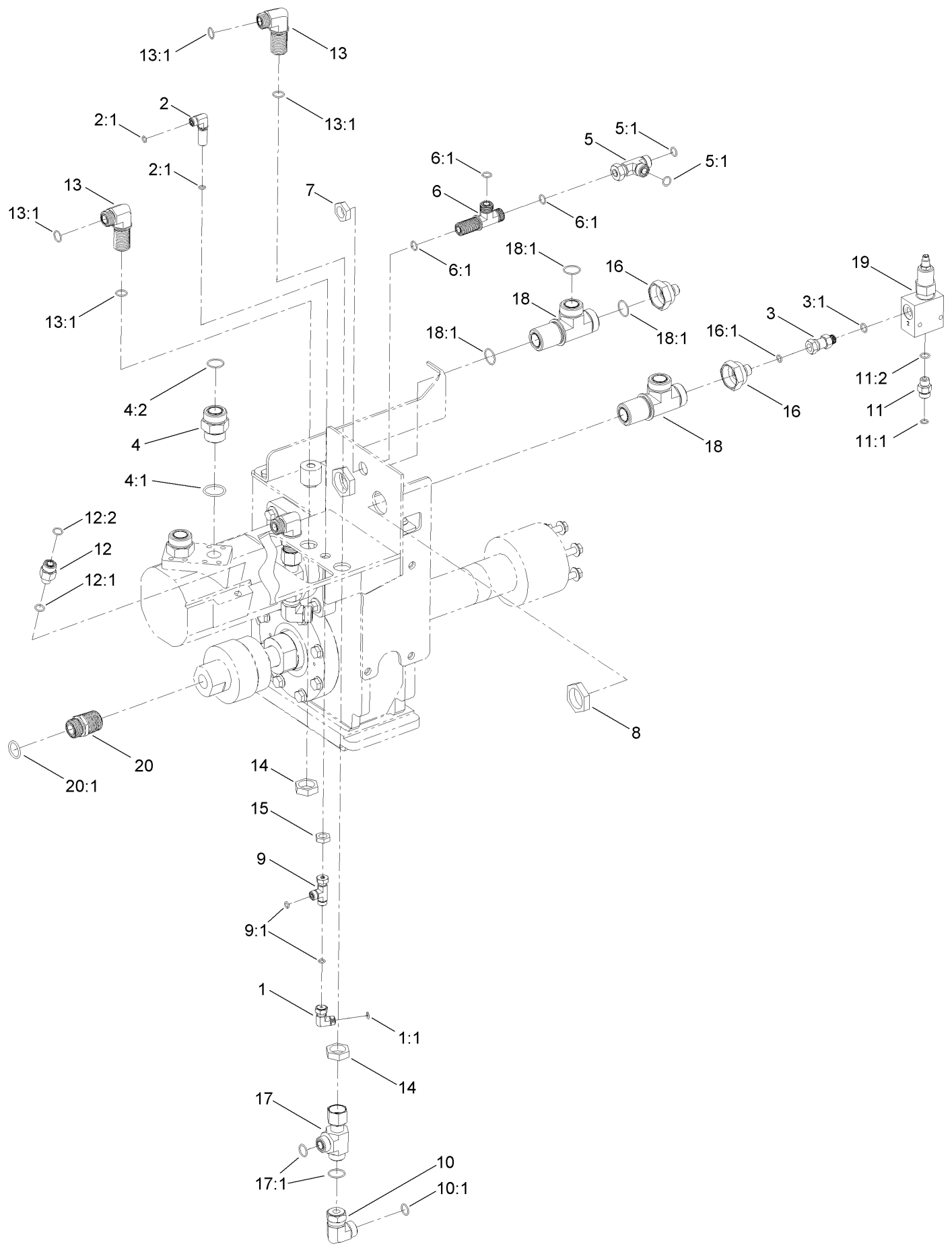
20 = Items Included in Seal Kit

# Hydraulic Motor Assembly No. AU8HM24035 (continued)

<i>Ref.</i>	<i>Part Number</i>	<i>Qty.</i>	<i>Description</i>	<i>Ref.</i>	<i>Part Number</i>	<i>Qty.</i>	<i>Description</i>
1		1	Shaft-Drive ●	18	33-3380	2	Plug ASM
2	127-6210	1	Plate-Wear	19	127-6197	4	Screw-Cap
3	127-6209	1	Geroler ASM	20	127-6212	1	Seal Kit
4	127-6208	1	Plate-Valve	20:1		3	O-Ring ●
5	33-3410	2	Spring	20:2		1	O-Ring ●
6	36-6260	1	Drive-Valve	20:3		1	O-Ring ●
7	127-6207	1	Valve	20:4		1	Ring-Backup ●
8	127-6206	1	Balancing Ring ASM	20:5		1	O-Ring ●
9	127-6205	1	Plug ASM	20:6		1	Ring-Backup ●
10	127-6204	1	Plug ASM	20:7		1	O-Ring ●
11	127-6203	1	Spring-Compression	20:8		2	Ring-Backup ●
12	127-6202	1	Spring-Compression	20:9		1	Seal ●
13	33-3580	1	Plug ASM	20:10		1	Seal ●
14	127-6201	1	Spool-Control	20:11		1	Washer-Backup ●
15	127-6200	1	Plug ASM	20:12		1	Seal-Shaft Face ●
16	127-6199	2	Ball-Steel	20:13		1	Seal ●
17	127-6198	2	Spring-Compression				

● Not serviced separately

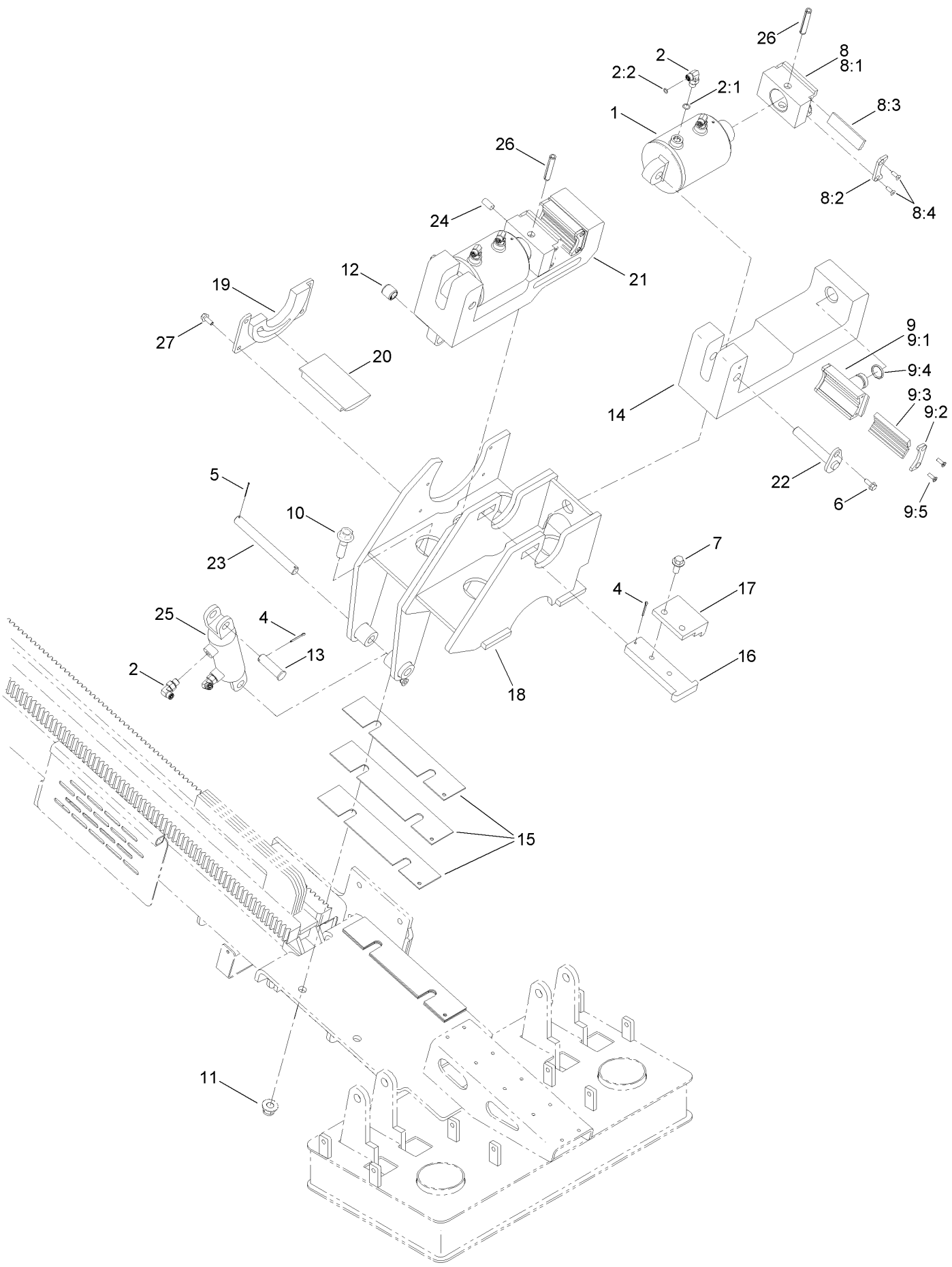
# Rotary Hydraulic Fitting Assembly



## Rotary Hydraulic Fitting Assembly (continued)

<i>Ref.</i>	<i>Part Number</i>	<i>Qty.</i>	<i>Description</i>	<i>Ref.</i>	<i>Part Number</i>	<i>Qty.</i>	<i>Description</i>
1	92-2745	1	Fitting-Adaptor	11	340-2	1	Fitting-HYD, Straight
1:1	237-21	1	O-Ring	11:1	237-22	1	O-Ring
2	94-1443	1	Elbow-Union Bulkhead	11:2	237-42	1	O-Ring
2:1	237-21	2	O-Ring	12	340-5	1	Fitting-Straight
3	104-3779	1	Connector-Swivel, Straight	12:1	237-42	1	O-Ring
3:1	237-42	1	O-Ring	12:2	237-30	1	O-Ring
4	104-3797	2	Fitting-HYD, Straight	13	340-72	3	Fitting-Bulkhead, 90 DEG
4:1	237-146	1	O-Ring	13:1	237-65	2	O-Ring
4:2	340-65	1	O-Ring	14	340-74	3	Nut-Lock, Bulkhead
5	340-104	1	Fitting-HYD, Tee	15	340-78	1	Nut-Lock
5:1	237-30	2	O-Ring	16	AU8OA80616	2	Fitting-Reducer
6	340-121	1	Fitting-Tee	16:1	237-22	1	O-Ring
6:1	237-30	3	O-Ring	17	AU8OR81010	2	Fitting-Tee
7	340-127	1	Nut-Bulkhead	17:1	237-65	2	O-Ring
8	340-128	2	Nut-Bulkhead	18	AU8OR91616	2	Fitting-Tee, Bulkhead
9	340-151	1	Fitting-HYD	18:1	340-65	3	O-Ring
9:1	237-75	3	O-Ring	19	AU112958	1	Pressure Relief Valve ASM
10	340-160	2	Fitting-HYD, 90 DEG	20	125-4524	1	Fitting-Straight
10:1	237-65	1	O-Ring	20:1	237-81	1	O-Ring

# Rod Wrench and Clamp Assembly



## Rod Wrench and Clamp Assembly (continued)

<i>Ref.</i>	<i>Part Number</i>	<i>Qty.</i>	<i>Description</i>	<i>Ref.</i>	<i>Part Number</i>	<i>Qty.</i>	<i>Description</i>
1	125-4464	2	HYD Cylinder ASM	10	33108-060	4	Screw-HHF
2	340-82	6	Adapter ASM	11	AU100529	4	Nut-HHF
2:1	237-42	1	O-Ring	12	AU109676	1	Bushing-Spring
2:2	237-21	1	O-Ring	13	AU109885	1	Pin-Clevis
4	3272-12	2	Pin-Cotter	14	AU111505-03	1	Base-Fixed Clamp
5	3272-42	2	Pin-Cotter	15	AU112270-03	6	Plate-Shim
6	33104-020	2	Screw-HHF	16	AU115060-03	1	Pin-Retaining (W/ TAP Holes)
7	33106-030	2	Screw-HHF	17	AU115061	1	Block-Stop, Cylinder
8	AU12GB6020	2	Moving Die Holder ASM	18	AU12GB6001-03	1	Wrench
8:1	AU12GB6021	1	Holder-Die, Moving	19	AU12GB6010-03	1	Retainer-Pivot Key, Wrench
8:2	AU12GB6027	2	Retainer-Die	20	AU12GB6014	1	Key-Pivot, Wrench
8:3	AU12GB6036	2	Tong-Die	21	AU12GB6041-03	1	Clamp-Rotating, Wrench
8:4	3289-4	4	Screw-FH	22	AU12GB6055	2	Pin-Flagged
9	AU12GB6025	2	Fixed Die Holder ASM	23	AU12GB6057	1	Pin-Cylinder
9:1	AU12GB6026	1	Holder-Die, Fixed	24	AU8CT61601	1	Pin-Dowel
9:2	AU12GB6027	2	Retainer-Die	25	AU8HC21004	1	HYD Cylinder ASM
9:3	AU12GB6036	2	Tong-Die	26	AU12GB6056	2	Pin-Spring
9:4	AU8HS51214	1	Seal, O-Ring	27	33104-016	4	Screw-HHF
9:5	3289-4	4	Screw-FH				

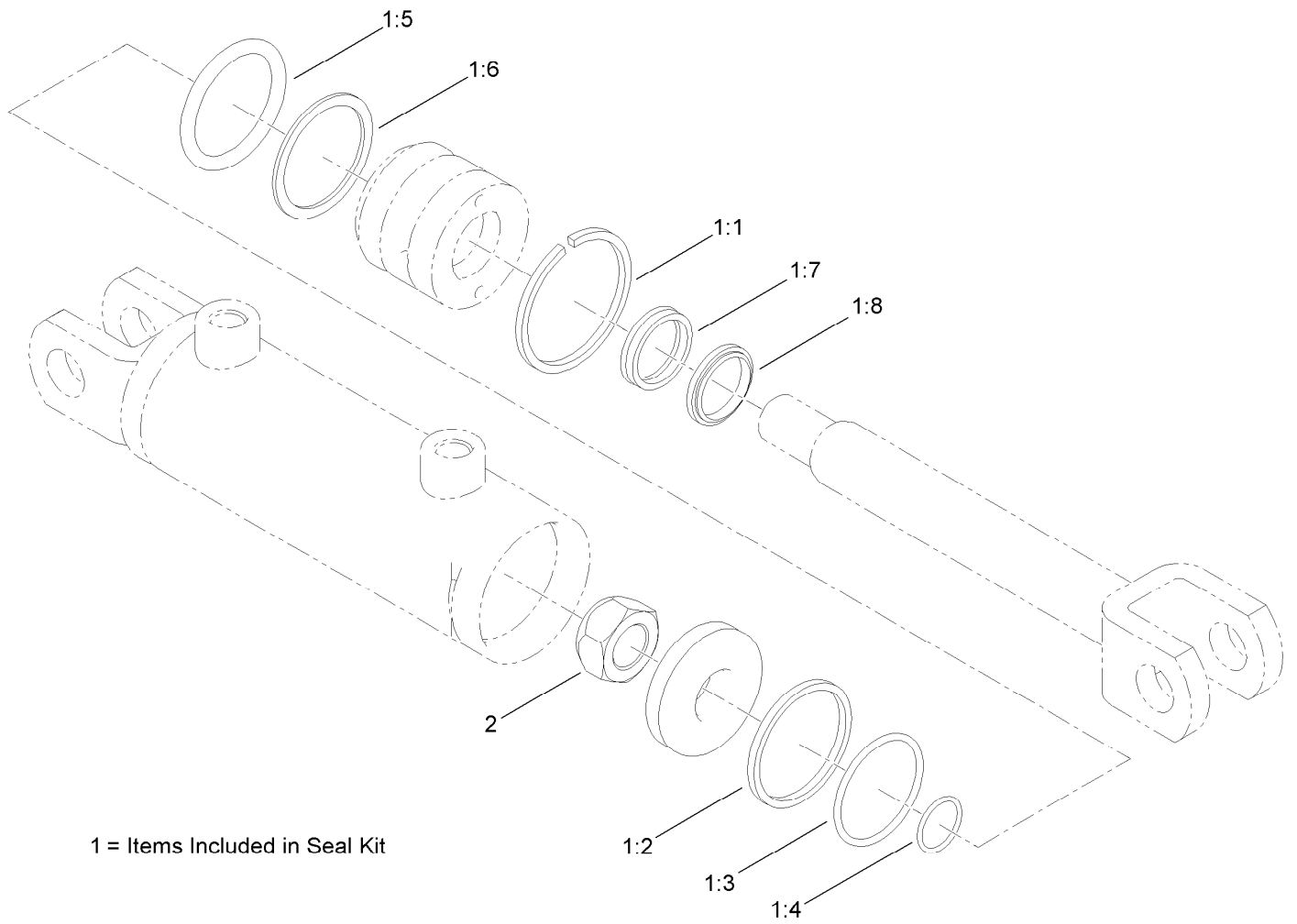


# Hydraulic Cylinder Assembly No. 125-4464 (continued)

<i>Ref.</i>	<i>Part Number</i>	<i>Qty.</i>	<i>Description</i>	<i>Ref.</i>	<i>Part Number</i>	<i>Qty.</i>	<i>Description</i>
1	127-9689	1	Seal Kit	1:5		1	Seal-P P S ●
1:1		1	O-Ring ●	1:6		1	Bearing-Modular ●
1:2		1	Ring-Backup ●	1:7		1	Dust Seal-High Temp ●
1:3		1	Seal-B P ●	1:8		1	O-Ring ●
1:4		1	Ring-Wear ●				

● Not serviced separately

# Hydraulic Cylinder Assembly No. AU8HC21004



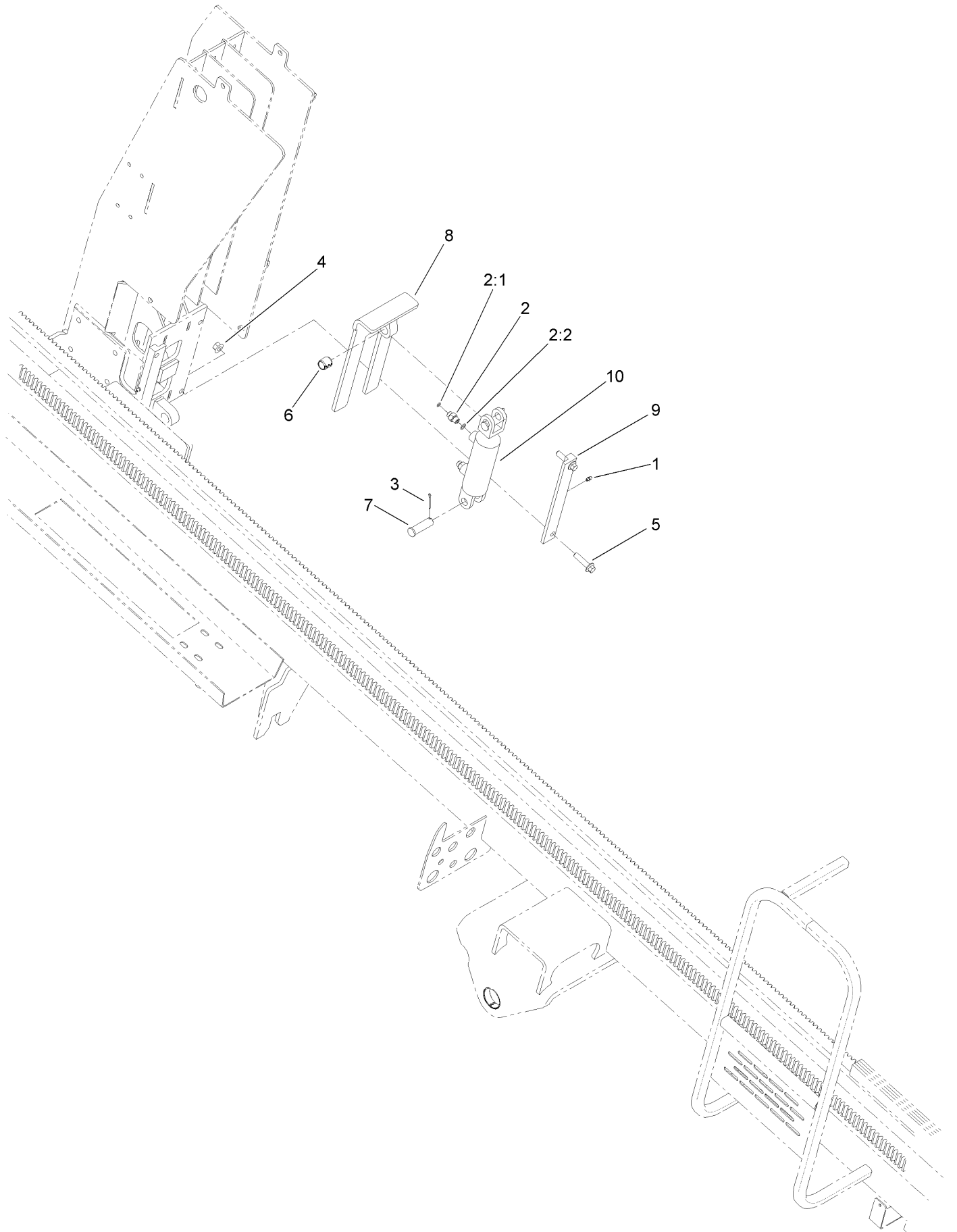
1 = Items Included in Seal Kit

# Hydraulic Cylinder Assembly No. AU8HC21004 (continued)

<i>Ref.</i>	<i>Part Number</i>	<i>Qty.</i>	<i>Description</i>	<i>Ref.</i>	<i>Part Number</i>	<i>Qty.</i>	<i>Description</i>
1	AU8HC21004-1	1	Seal Kit	1:5		1	O-Ring ●
1:1		1	Ring-Retaining ●	1:6		1	Washer-Back Up ●
1:2		1	Seal-Teflon ●	1:7		1	Seal-U Cup ●
1:3		1	O-Ring ●	1:8		1	Wiper ●
1:4		1	O-Ring ●	2	112-3982	1	Nut-Lock

● Not serviced separately

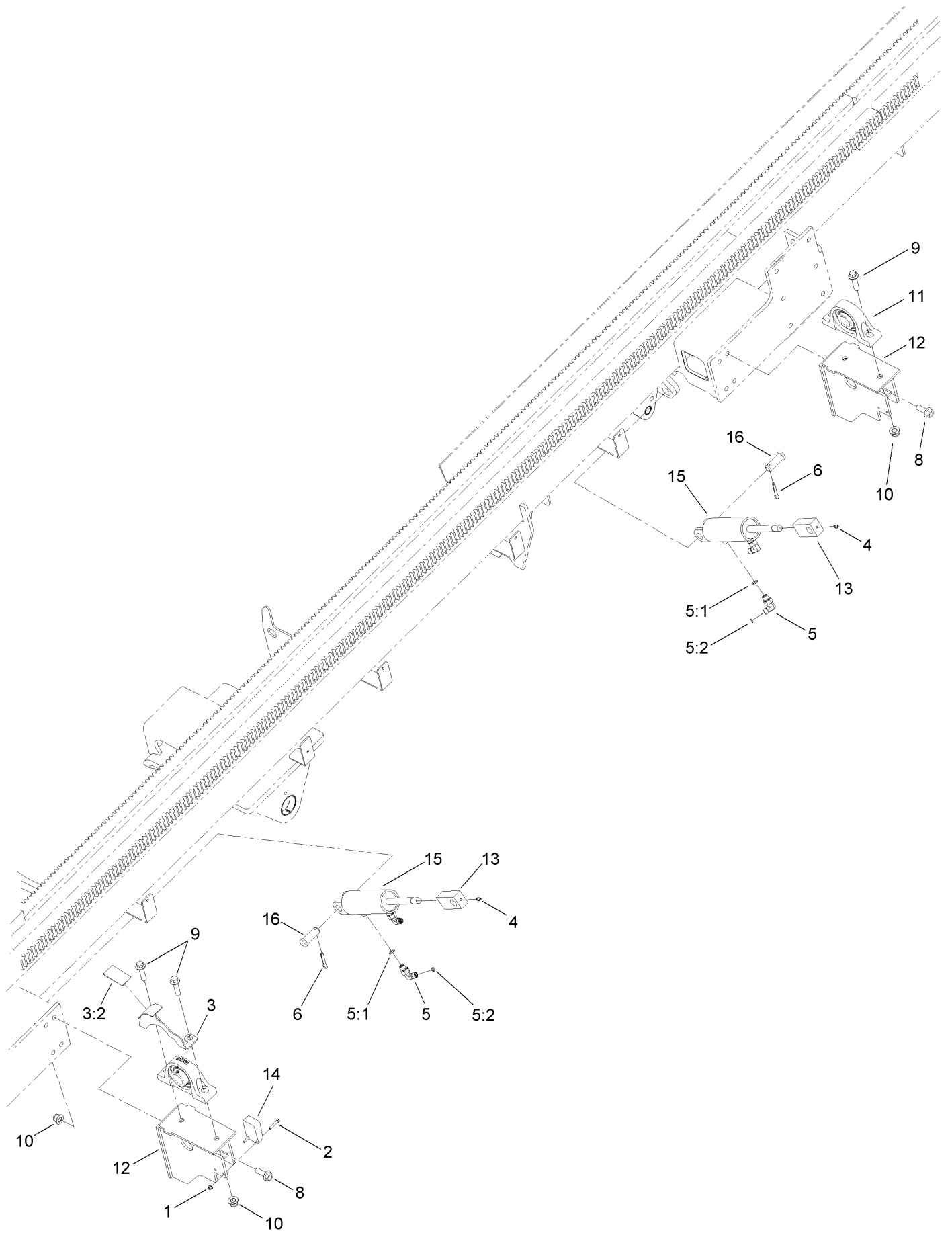
# Rod Elevator and Cylinder Assembly



## Rod Elevator and Cylinder Assembly (continued)

<i>Ref.</i>	<i>Part Number</i>	<i>Qty.</i>	<i>Description</i>	<i>Ref.</i>	<i>Part Number</i>	<i>Qty.</i>	<i>Description</i>
1	302-57	4	Fitting-Grease	5	33106-050	8	Screw-HHF
2	340-1	4	Fitting-HYD, Straight	6	AU109676	2	Bushing-Spring
2:1	237-21	1	O-Ring	7	AU109885	4	Pin-Clevis
2:2	237-42	1	O-Ring	8	AU12GB2035-03	2	Elevator
3	3272-12	4	Pin-Cotter	9	AU12GB2036-03	4	Guide-Elevator
4	33006-00	8	Nut-HF	10	AU8HC21004	2	HYD Cylinder ASM

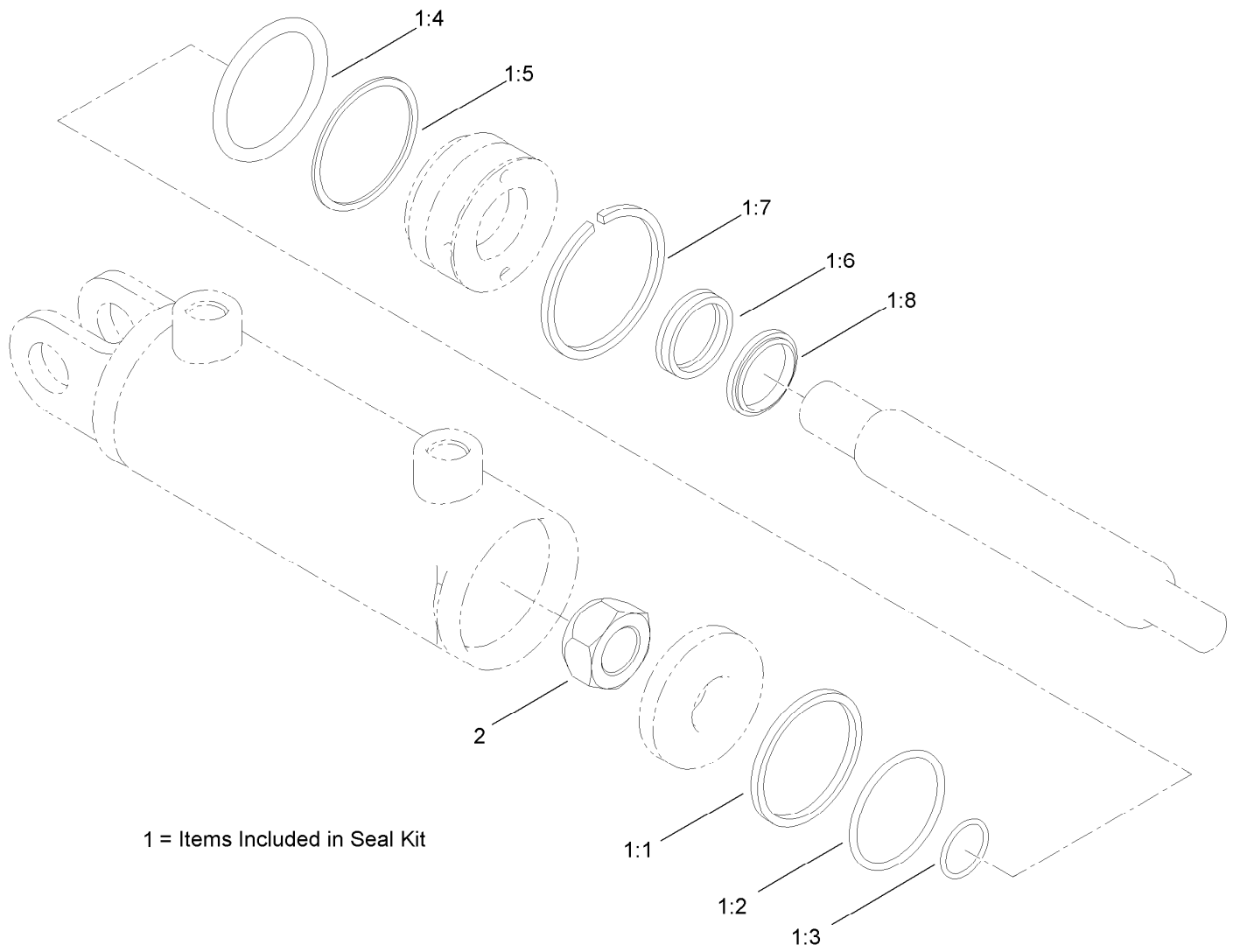
# Rod Box Bearing and Cylinder Assembly



## Rod Box Bearing and Cylinder Assembly (continued)

<i>Ref.</i>	<i>Part Number</i>	<i>Qty.</i>	<i>Description</i>	<i>Ref.</i>	<i>Part Number</i>	<i>Qty.</i>	<i>Description</i>
1	120-4580	2	Nut-HF	8	AU100416	8	Screw-Hfh
2	127-0952	2	Screw-HSH	9	AU100348	4	Screw-HHF
3	127-0917	1	Row Indicator ASM	10	AU100528	12	Nut-HHF, Lock
3:2	125-6122	1	Decal-Row Selector	11	AU109963	2	Bearing-Pillow
4	302-57	2	Fitting-Grease	12	AU109966-03	2	Mount-Bearing
5	340-82	4	Adapter ASM	13	AU12GB7338-03	2	Eye-Rod, Cylinder
5:1	237-42	1	O-Ring	14	AU8EP65159	1	Switch-Proximity
5:2	237-21	1	O-Ring	15	AU8HC20005	2	HYD Cylinder ASM
6	3272-30	2	Pin-Cotter	16	AUH30262	2	Pin-Clevis

# Hydraulic Cylinder Assembly No. AU8HC20005

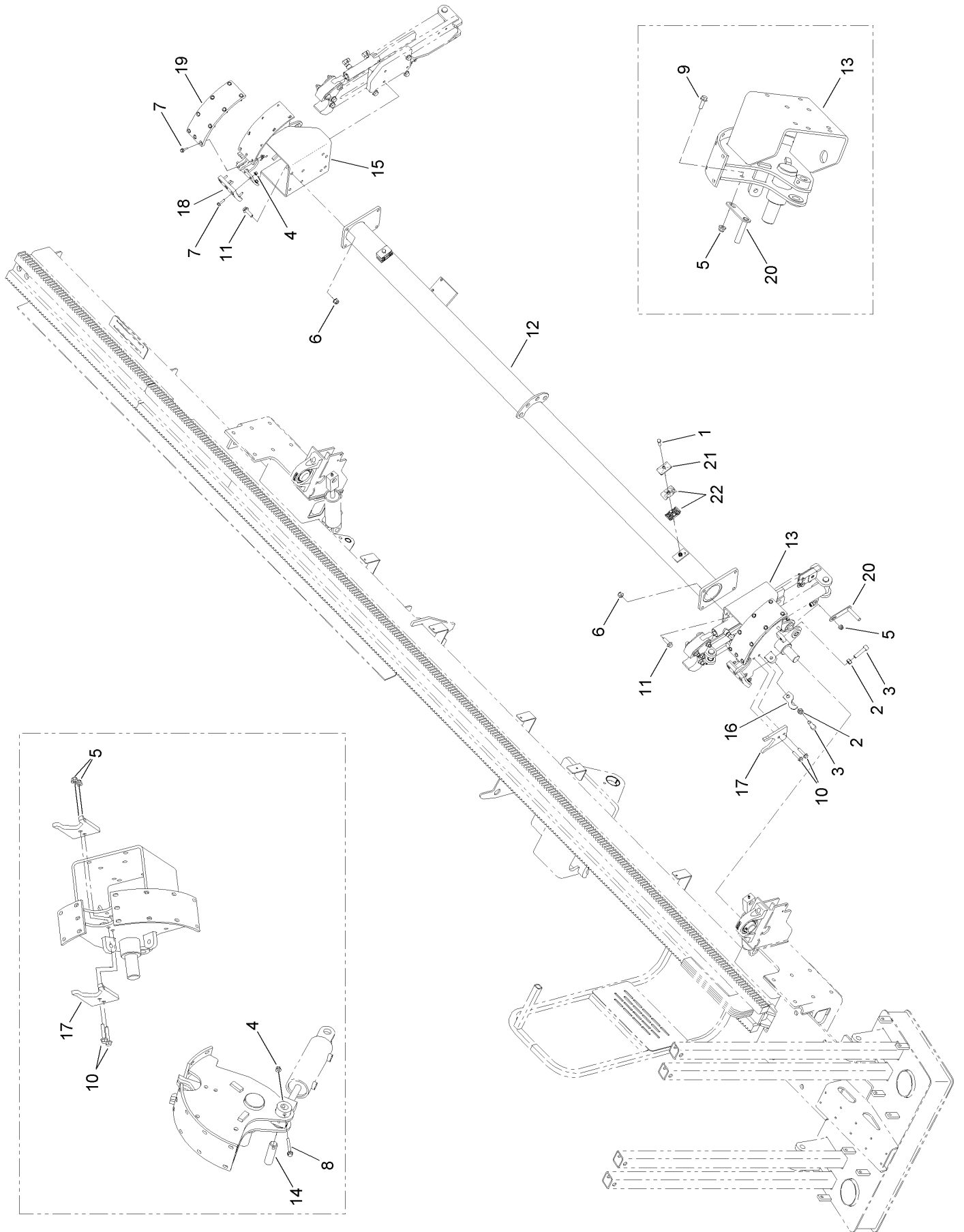


# Hydraulic Cylinder Assembly No. AU8HC20005 (continued)

<i>Ref.</i>	<i>Part Number</i>	<i>Qty.</i>	<i>Description</i>	<i>Ref.</i>	<i>Part Number</i>	<i>Qty.</i>	<i>Description</i>
1	130-8350	1	Seal Kit	1:5		1	Washer-Back Up ●
1:1		1	Seal-Teflon ●	1:6		1	Seal-U Cup ●
1:2		1	O-Ring ●	1:7		1	Ring-Retaining ●
1:3		1	O-Ring ●	1:8		1	Wiper ●
1:4		1	O-Ring ●	2	112-3982	1	Nut-Lock

● Not serviced separately

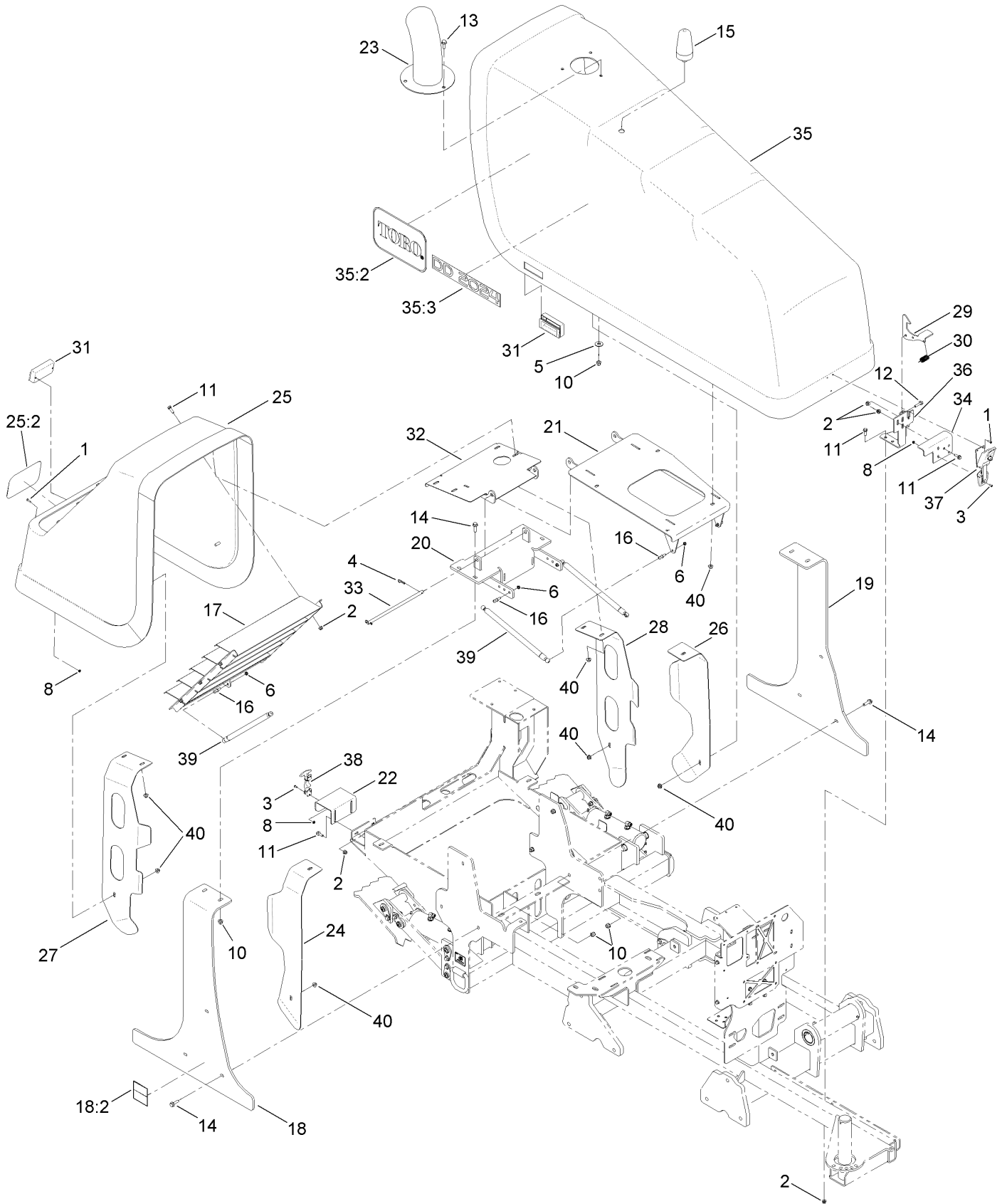
# Rod Cam Assembly



## Rod Cam Assembly (continued)

<i>Ref.</i>	<i>Part Number</i>	<i>Qty.</i>	<i>Description</i>	<i>Ref.</i>	<i>Part Number</i>	<i>Qty.</i>	<i>Description</i>
1	322-47	4	Screw-HH	12	AU109516-03	1	Spine-Rod Loader
2	AU829-1412	4	Nut	13	AU109517-03	1	Cam
3	AU864-12050	4	Screw-HSFH	14	AU109680	2	Pin-Straight
4	81-0130	30	Nut-Flange, NI	15	AU110318-03	1	Cam
5	104-3082	5	Nut-Lock, HHF	16	AU111660	1	Plate-Pointer
6	103-9511	2	Nut-Lock, NI	17	AU111864-03	4	Plate-Pipe Guide
7	33103-025	28	Screw-HHF	18	AU114756	2	Pad-Wear, Rod Loader
8	33103-050	2	Screw-HHF	19	AU114757	2	Pad-Wear, Rod Loader
9	33104-025	1	Screw-HHF	20	AU12GB7339	1	Flag-Sensor
10	33104-040	4	Screw-HHF	21	AU8CL21201	4	Plate-Cover, Twin
11	33105-035	2	Screw-HHF	22	AU8CL21704	4	Clamp-Half (Set Of 2)

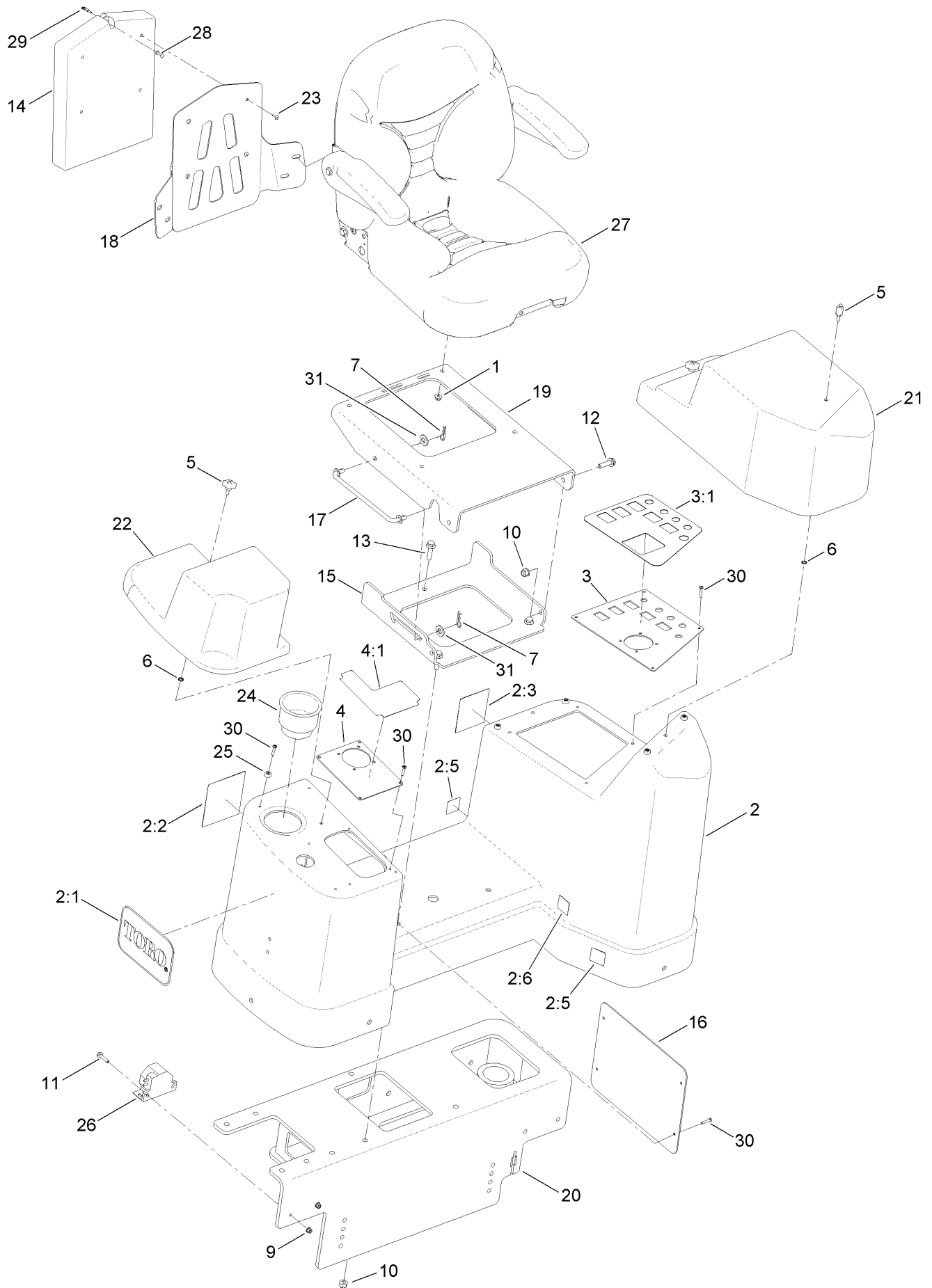
# Hood Assembly



## Hood Assembly (continued)

<i>Ref.</i>	<i>Part Number</i>	<i>Qty.</i>	<i>Description</i>	<i>Ref.</i>	<i>Part Number</i>	<i>Qty.</i>	<i>Description</i>
1	104-2408	5	Screw-HSBH	23	AU110186-03	1	Exhaust-Stack
2	104-3082	14	Nut-Lock, HHF	24	AU110187-03	1	Plate-Guide
3	115-9830	4	Screw-HSBH	25	130-4493	1	Rear Hood ASM
4	3290-467	2	Pin-Hair	25:2	62-7400	1	Decal
5	AU495-81163	3	Washer-Flat	26	AU110280-03	1	Plate-Guide
6	3296-47	5	Nut-Lock, NI	27	AU110289-03	1	Plate-Guide
8	32149-7	9	Nut-Keps	28	AU110290-03	1	Plate-Guide
10	103-9511	13	Nut-Lock, NI	29	AU111869-03	1	Hook-Hood, Safety Latch
11	33104-025	13	Screw-HHF	30	AU112966	1	Spring-Tension
12	33104-035	1	Screw-HHF	31	AU121497	2	Handle-Pull, Flush
13	33105-030	3	Screw-HHF	32	AU121540-03	1	Hinge-Rear, Hood
14	33105-035	10	Screw-HHF	33	AU12GB2324	1	Rod-Hinge, Hood
15	125-4528	1	Light-Strobe	34	AU130505-03	1	Stop-Front, Hood
16	AU8HH96100	5	Stud-Ball, .75In	35	127-0993	1	Front Hood ASM
17	AU108370-03	1	Louver	35:2	114-0990	1	Decal
18	127-0920	1	Hood Mount ASM	35:3	125-6132	1	Decal
18:2	125-6107	1	Decal-Warning, Crushing	36	AU130543-03	1	Latch-Safety, Hood
19	AU108377-03	1	Plate-Mount, Hood	37	AU130765	1	Latch-Draw, Lockable
20	AU109125-03	1	Support-Shroud	38	ST35289	1	Latch-Flex, Draw
21	AU109340-03	1	Mount-Front, Hood	39	AU32GB5110	3	Spring-Gas
22	AU109344-03	1	Plate-Rear, Hood Stop	40	104-8301	12	Nut-Flange, NI

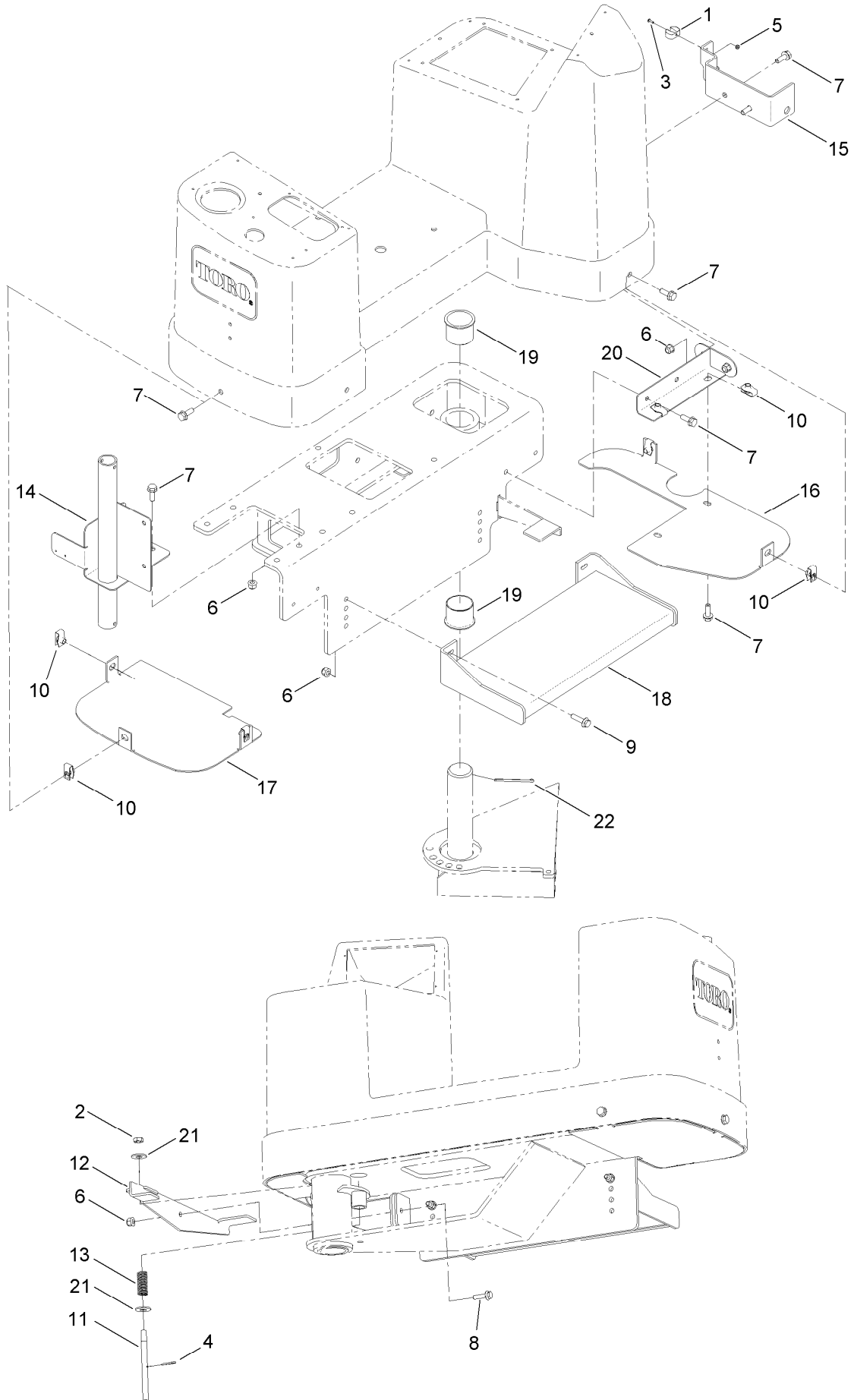
# Operator Platform Assembly



## Operator Platform Assembly (continued)

<i>Ref.</i>	<i>Part Number</i>	<i>Qty.</i>	<i>Description</i>	<i>Ref.</i>	<i>Part Number</i>	<i>Qty.</i>	<i>Description</i>
1	104-8300	4	Nut-Flange, NI	13	33105-040	3	Screw-HHF
2	127-0900	1	Operator Console ASM	14	AU103216	1	Holder-Manual
2:1	62-7400	1	Decal	15	AU108632-03	1	Plate-Seat Mount, Bottom
2:2	125-6109	1	Decal-Danger, Shock	16	AU108634-03	1	Plate-Seat, Inside Panel
2:3	125-6116	1	Decal-Danger, No Riders (Front)	17	AU109357	1	Rod-Prop, Seat
2:5	125-6140	2	Decal-Seat Adjust	18	AU111717-03	1	Plate-Mount, Manual
2:6	125-6152	1	Decal-Seat Slide	19	AU117641-03	1	Plate-Seat Mount, Top
3	127-0901	1	Switch Plate ASM	20	AU125016-03	1	Console-Operators
3:1	125-6112	1	Decal-Joystick, Left	21	AU12GB9218	1	Cover-Protective, Left
4	127-0902	1	Joystick Mounting Plate ASM	22	AU12GB9219	1	Cover-Protective, Right
4:1	125-6125	1	Decal-Joystick, Right	23	114439	4	Rivet-Pop
5	98-8332	3	Knob	24	AU8EO24121	1	Cup-Holder
6	104-8310	3	Ring-Retaining	25	AU8EO24122	8	Grommet-Rubber
7	3290-467	2	Pin-Hair	26	AU8EP29105	1	Alarm-Backup
9	81-0130	2	Nut-Flange, NI	27	AU8EP47010	1	Operator Seat ASM (Static)
10	103-9511	5	Nut-Lock, NI	28	AUR46463	1	Post-Manual
11	33103-030	2	Screw-HHF	29	AUR46465	1	Lanyard
12	33105-035	2	Screw-HHF	30	ST80070	20	Screw-PPH
				31	AU496-21053	2	Washer-Flat (Hardened)

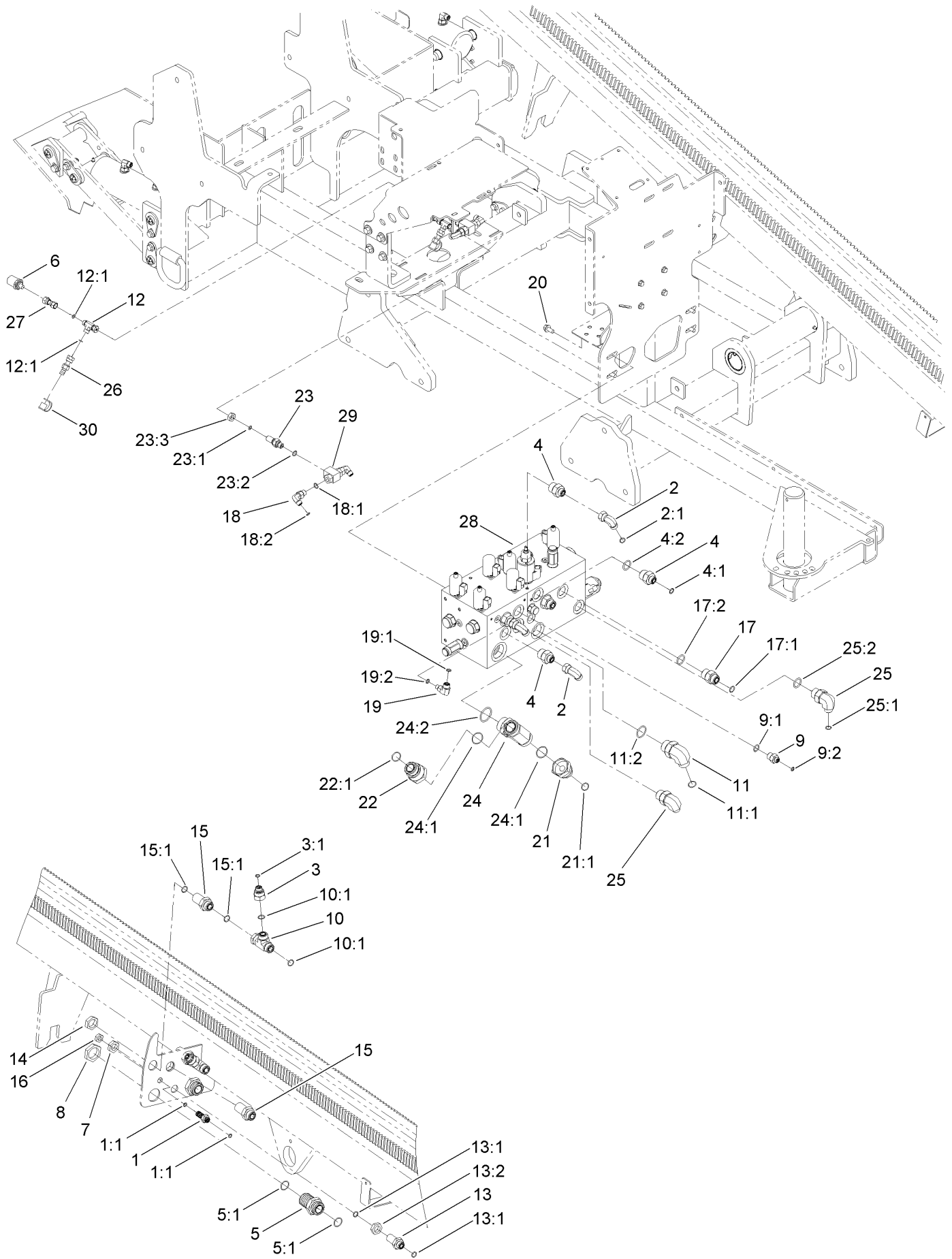
# Platform Step, Splash Guard and Umbrella Mount Assembly



## Platform Step, Splash Guard and Umbrella Mount Assembly (continued)

<i>Ref.</i>	<i>Part Number</i>	<i>Qty.</i>	<i>Description</i>	<i>Ref.</i>	<i>Part Number</i>	<i>Qty.</i>	<i>Description</i>
1	110-5677	2	Clip-Spring	12	AU108997-03	1	Arm-Adjustment, Seat
2	3218-18	2	Nut-Jam	13	AU109011	1	Spring-Pivot Lock, Seat
3	3249-3	2	Screw-PRH	14	AU114805-03	1	Mount-Umbrella
4	3272-11	1	Pin-Cotter	15	AU115236-03	1	Plate-Retaining, Cord
5	32149-6	2	Nut-Keps	16	AU125024-03	1	Plate-Guard, Splash
6	103-9511	7	Nut-Lock, NI	17	AU125042-03	1	Plate-Guard, Splash
7	33105-030	13	Screw-HHF	18	AU12GB9202-03	1	Step
8	33105-035	1	Screw-HHF	19	AU12GB9215	2	Bearing-Flanged
9	33105-040	2	Screw-HHF	20	AU12GB9228-03	1	Support-Shroud, Left
10	AU100863	7	Nut-U	21	AU495-81163	2	Washer-Flat
11	AU108909	1	Rod-Swing, Seat	22	AU432-1248	1	Pin-Cotter

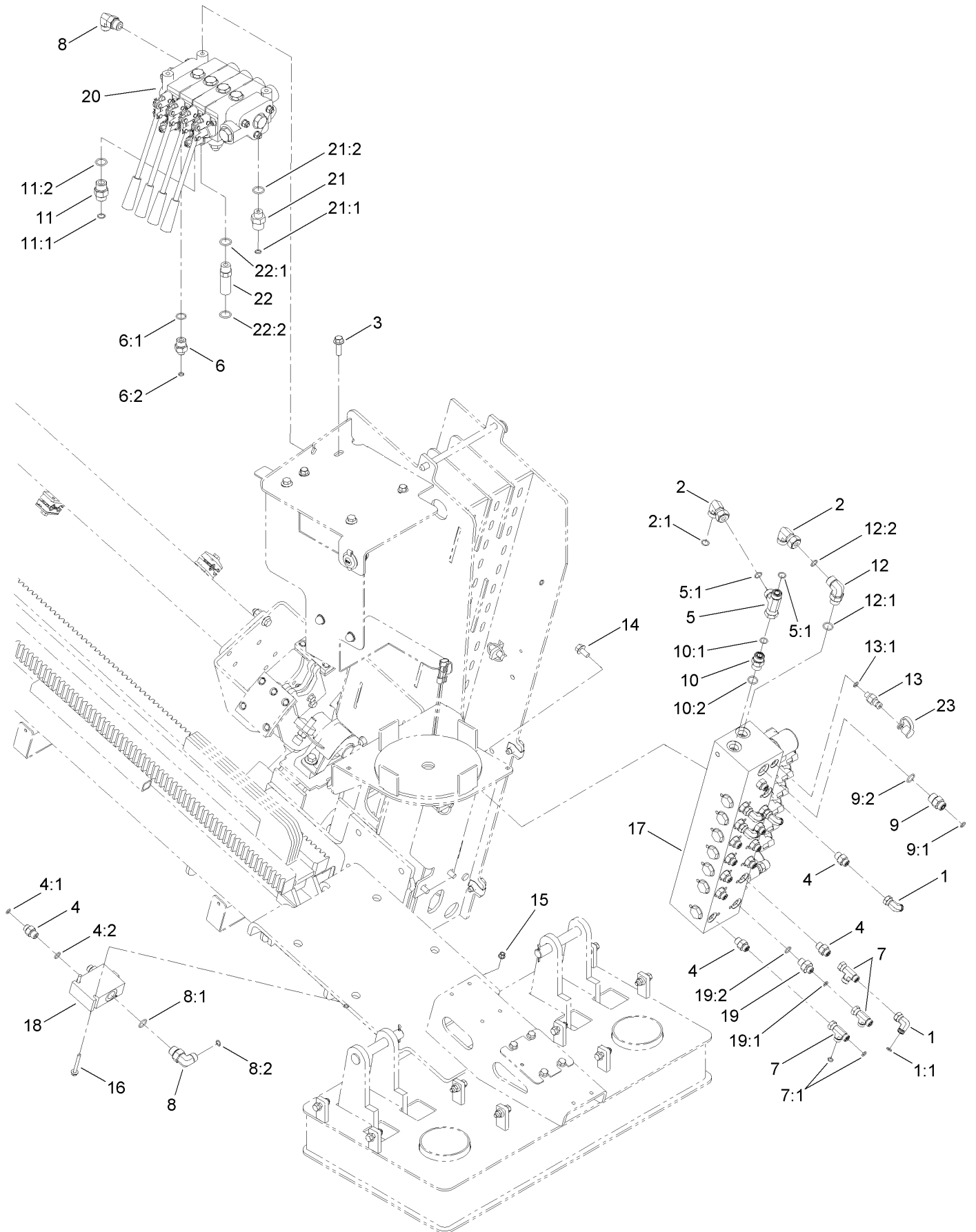
# 4 Section Hydraulic Valve and Fitting Assembly



## 4 Section Hydraulic Valve and Fitting Assembly (continued)

<i>Ref.</i>	<i>Part Number</i>	<i>Qty.</i>	<i>Description</i>	<i>Ref.</i>	<i>Part Number</i>	<i>Qty.</i>	<i>Description</i>
1	94-1444	1	Union-Bulkhead	16	340-78	1	Nut-Lock
1:1	237-21	2	O-Ring	17	340-8	2	Adapter
2	94-6031	3	Fitting-HYD	17:1	237-65	1	O-Ring
2:1	237-30	1	O-Ring	17:2	237-81	1	O-Ring
3	98-7067	2	Fitting-HYD	18	340-82	4	Adapter ASM
3:1	237-22	1	O-Ring	18:1	237-42	1	O-Ring
4	100-4240	4	Fitting-Adapter	18:2	237-21	1	O-Ring
4:1	237-30	1	O-Ring	19	340-97	1	Fitting-HYD, 90 DEG
4:2	237-81	1	O-Ring	19:1	237-22	1	O-Ring
5	106-0060	2	Adapter-HYD	19:2	237-78	1	O-Ring
5:1	340-65	2	O-Ring	20	3234-1	4	Screw-HHF
6	125-6579	2	Transducer-6000Psi	21	125-4533	1	Fitting-Straight
7	340-127	1	Nut-Bulkhead	21:1	237-58	1	O-Ring
8	340-128	2	Nut-Bulkhead	22	AU8OA82016	1	Fitting-Reducer
9	340-133	1	Adapter ASM	22:1	340-65	1	O-Ring
9:1	237-79	1	O-Ring	23	AU8OAA0406	2	Fitting-Straight
9:2	237-21	1	O-Ring	23:1	237-21	1	O-Ring
10	340-147	2	Fitting-HYD, Tee	23:2	237-42	1	O-Ring
10:1	237-65	2	O-Ring	23:3	340-78	1	Nut-Lock
11	340-15	1	Fitting-HYD, 90 DEG	24	AU8OB32020	1	Fitting-Tee
11:1	237-58	1	O-Ring	24:1	340-64	2	O-Ring
11:2	237-146	1	O-Ring	24:2	237-101	1	O-Ring
12	340-151	2	Fitting-HYD	25	340-131	2	Fitting-HYD, 90 DEG
12:1	237-75	3	O-Ring	25:1	237-30	1	O-Ring
13	340-161	1	Fitting-Bulkhead	25:2	237-81	1	O-Ring
13:1	237-30	2	O-Ring	26	115-8886	2	Nipple-Test
13:2	340-127	1	Nut-Bulkhead	27	AU8SA60404	2	Fitting-Straight
14	340-74	3	Nut-Lock, Bulkhead	28	AU114175	1	4 Section HYD Valve ASM
15	340-76	3	Fitting-Bulkhead Union, Straight	29	AU270083	2	Valve-Shuttle, Load
15:1	237-65	2	O-Ring	30	354-79	2	Cap-Dust

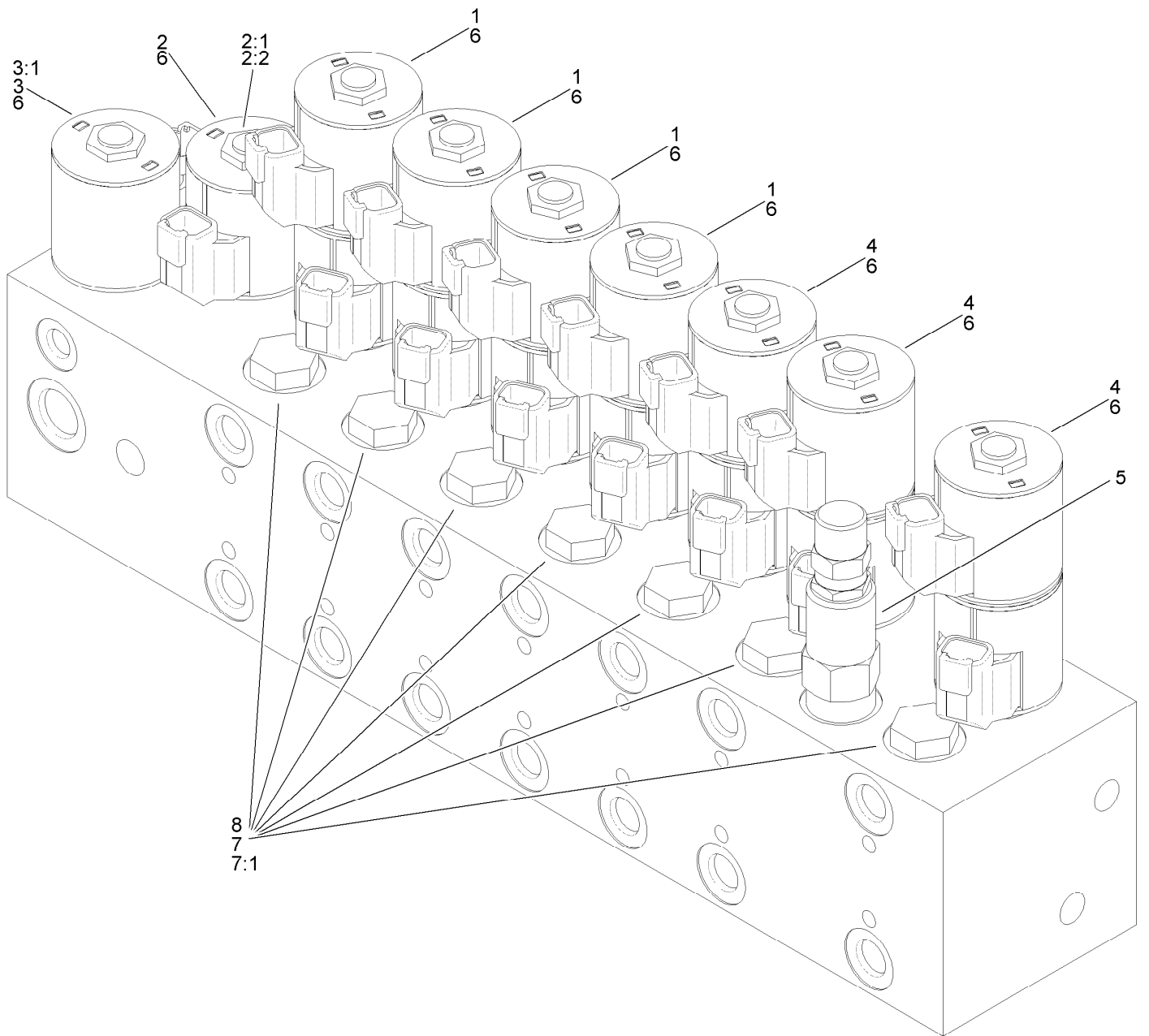
# 9 Section and 4 Spool Valve Assembly



## 9 Section and 4 Spool Valve Assembly (continued)

<i>Ref.</i>	<i>Part Number</i>	<i>Qty.</i>	<i>Description</i>	<i>Ref.</i>	<i>Part Number</i>	<i>Qty.</i>	<i>Description</i>
1	92-2745	5	Fitting-Adaptor	11:1	237-30	1	O-Ring
1:1	237-21	1	O-Ring	11:2	237-80	1	O-Ring
2	94-6031	2	Fitting-HYD	12	340-98	1	Fitting-HYD, 90 DEG
2:1	237-30	1	O-Ring	12:1	237-79	1	O-Ring
3	119-4061	3	Screw-HHF	12:2	237-30	1	O-Ring
4	340-1	16	Fitting-HYD, Straight	13	354-77	1	Fitting-Quick
4:1	237-21	1	O-Ring	13:1	237-78	1	O-Ring
4:2	237-42	1	O-Ring	14	3234-1	4	Screw-HHF
5	340-104	1	Fitting-HYD, Tee	15	81-0130	2	Nut-Flange, NI
5:1	237-30	2	O-Ring	16	33103-050	2	Screw-HHF
6	340-133	7	Adapter ASM	17	AU111494	1	9 Section HYD Valve ASM
6:1	237-79	1	O-Ring	18	AU112323	1	HYD Flow Divider Valve ASM
6:2	237-21	1	O-Ring	19	AU112767	1	Fitting-Straight
7	340-151	3	Fitting-HYD	19:1	237-21	1	O-Ring
7:1	237-75	3	O-Ring	19:2	237-42	1	O-Ring
8	340-18	2	Fitting-HYD, 90 DEG	20	AU8HV80159	1	4 Spool HYD Valve ASM
8:1	237-79	1	O-Ring	21	340-141	1	Fitting-HYD, Straight
8:2	237-22	1	O-Ring	21:1	237-22	1	O-Ring
9	340-3	1	Adapter	21:2	237-80	1	O-Ring
9:1	237-22	1	O-Ring	22	94-2628	1	Adapter-HYD
9:2	237-79	1	O-Ring	22:1	237-79	1	O-Ring
10	340-4	1	Fitting-HYD, Straight	22:2	237-30	1	O-Ring
10:1	237-30	1	O-Ring	23	354-79	1	Cap-Dust
10:2	237-79	1	O-Ring				
11	340-6	1	Fitting-HYD, Straight				

# 9 Section Hydraulic Valve Assembly No. AU111494

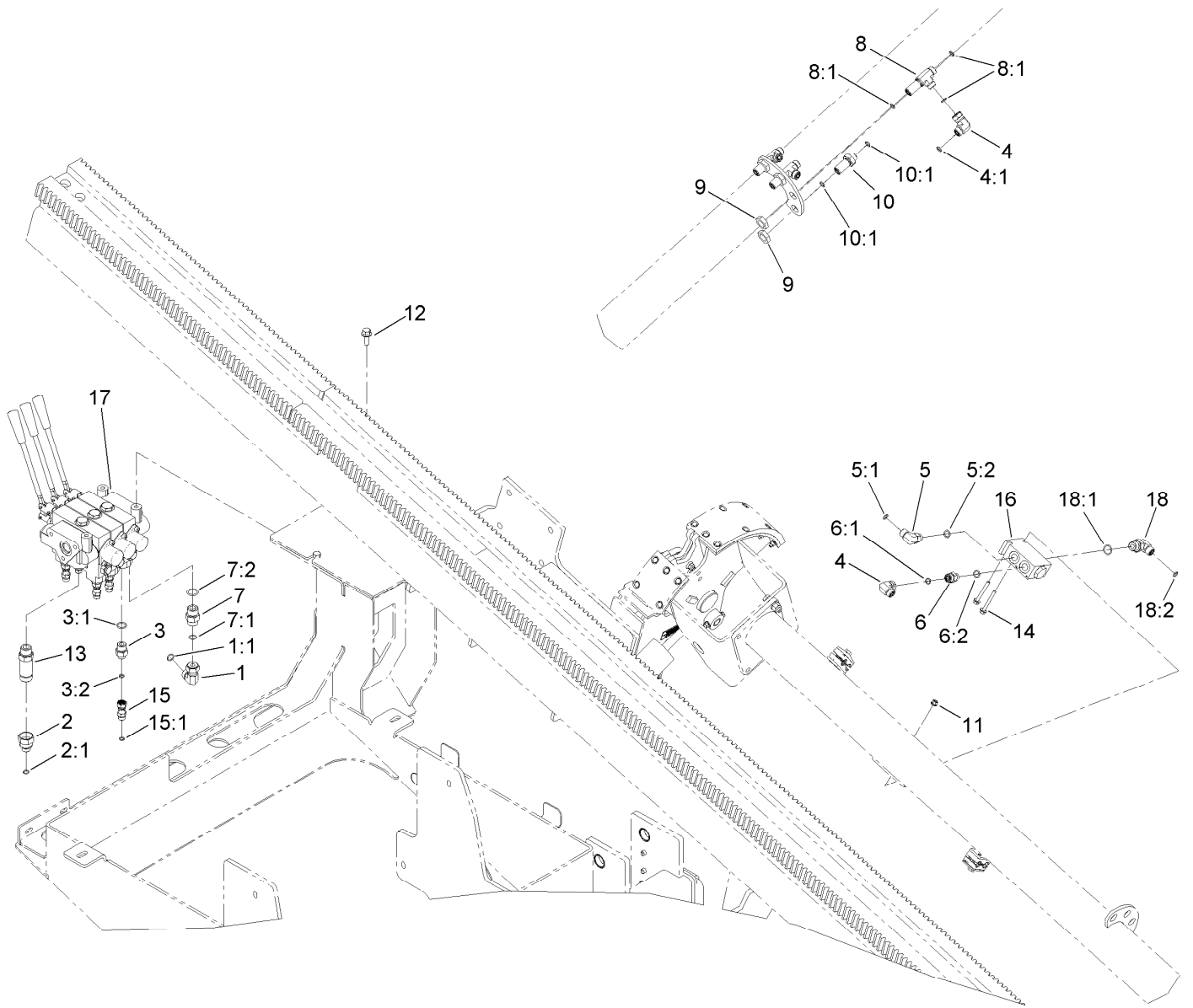


## 9 Section Hydraulic Valve Assembly No. AU111494 (continued)

<i>Ref.</i>	<i>Part Number</i>	<i>Qty.</i>	<i>Description</i>
1	AU112257	4	Valve-Cartridge, Motor Spool
2	115-5400	1	Solenoid Valve ASM
2:1	107-7813	1	Seal Kit
2:2	110-2634	1	Nut-Coil
3	120-0913	1	Valve-Solenoid
3:1	105-9159	1	Seal Kit

<i>Ref.</i>	<i>Part Number</i>	<i>Qty.</i>	<i>Description</i>
4	AU116738	3	Solenoid ASM
5	AU116739	1	Valve-Reducing, Pressure
6	119-4619	16	Coil-Solenoid
7	107-7524	14	Check Valve ASM
7:1	105-9156	1	Seal Kit
8	120-2554	7	Piston-Pilot

# 3 Spool Hydraulic Valve and Fitting Assembly

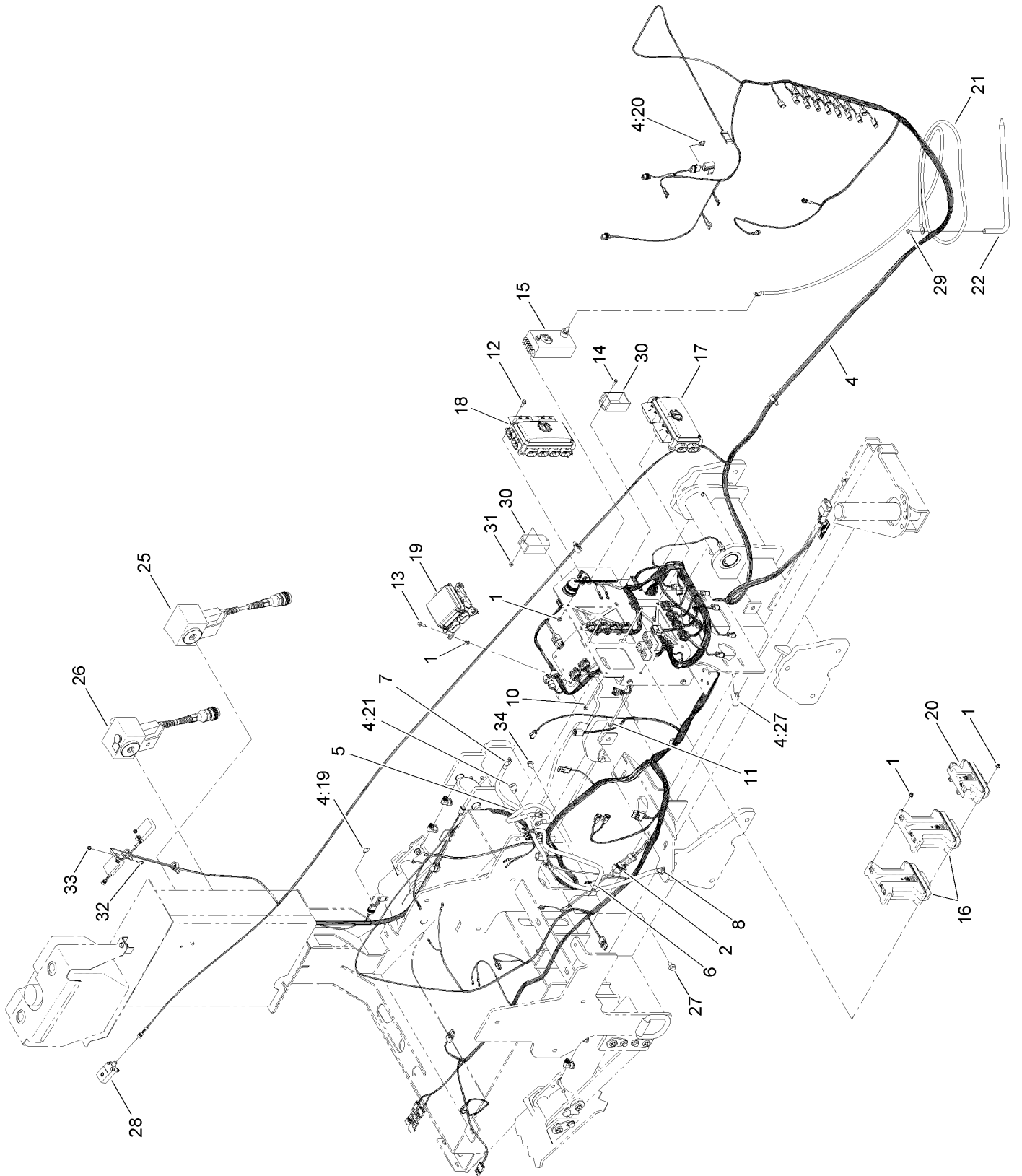


### 3 Spool Hydraulic Valve and Fitting Assembly (continued)

<i>Ref.</i>	<i>Part Number</i>	<i>Qty.</i>	<i>Description</i>	<i>Ref.</i>	<i>Part Number</i>	<i>Qty.</i>	<i>Description</i>
1	94-6031	1	Fitting-HYD	9	340-70	4	Nut-Lock
1:1	237-30	1	O-Ring	10	340-71	1	Fitting-Straight, Bulkhead
2	98-7067	1	Fitting-HYD	10:1	237-22	2	O-Ring
2:1	237-22	1	O-Ring	11	81-0130	2	Nut-Flange, NI
3	340-133	6	Adapter ASM	12	3234-11	3	Screw-HHF
3:1	237-79	1	O-Ring	13	AU8OA41010	1	Connector
3:2	237-21	1	O-Ring	14	33103-050	2	Screw-HHF
4	340-159	2	Fitting-HYD, 90 DEG	15	AU111506	6	Fitting-Straight
4:1	237-22	2	O-Ring	15:1	237-21	1	O-Ring
5	340-77	1	Fitting-HYD, 90 DEG	16	AU112323	1	HYD Flow Divider Valve ASM
5:1	237-22	1	O-Ring	17	AU8HV80153	1	3 Spool HYD Valve ASM
5:2	237-42	1	O-Ring	17:1	AU8HV80153-1	1	Svl Replacement Seal Kit ●
6	340-2	1	Fitting-HYD, Straight	17:2	AU8HV80010-12	1	Seal Kit (O-Ring Inlet Section) ●
6:1	237-22	1	O-Ring	17:3	AU8HV80010-13	1	Seal Kit (O-Ring Outlet Section) ●
6:2	237-42	1	O-Ring	18	340-18	1	Fitting-HYD, 90 DEG
7	340-6	1	Fitting-HYD, Straight	18:1	237-79	1	O-Ring
7:1	237-30	1	O-Ring	18:2	237-22	1	O-Ring
7:2	237-80	1	O-Ring				
8	340-68	3	Fitting-Tee, Bulkhead				
8:1	237-22	3	O-Ring				

● Not illustrated

# Electrical Assembly

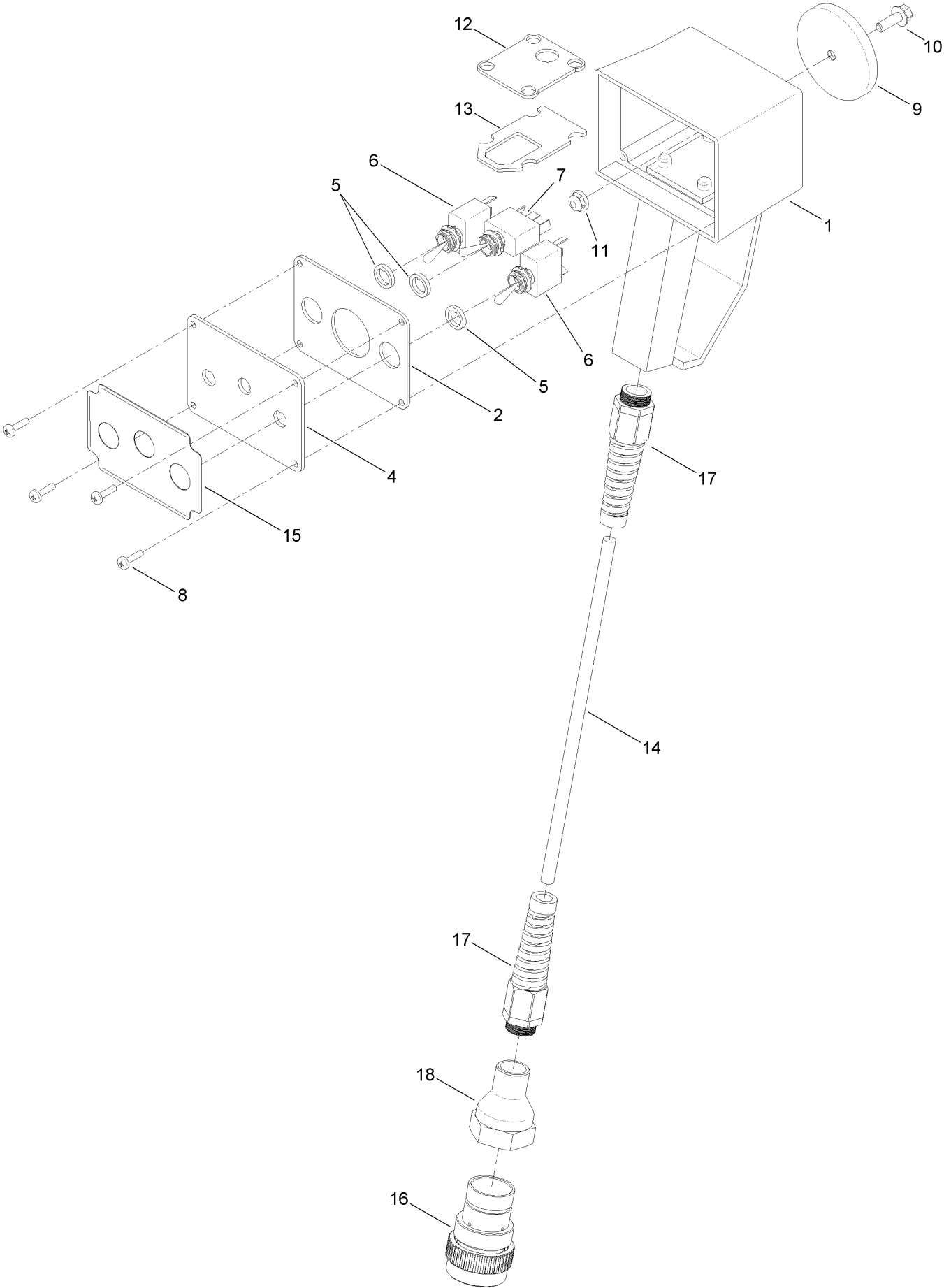


## Electrical Assembly (continued)

<i>Ref.</i>	<i>Part Number</i>	<i>Qty.</i>	<i>Description</i>	<i>Ref.</i>	<i>Part Number</i>	<i>Qty.</i>	<i>Description</i>
1	81-0130	16	Nut-Flange, NI	17	AU113667	1	Box-Vec, Main (A)
2	99-3441	1	Harness-Wire, Fusible Link	18	AU113668	1	Box-Vec, Main (B)
4	121-6586	1	Harness-Wire, Main	19	AU113669	1	Box-Vec, Main (C)
4:19	218-578	1	Fuse-Blade, 10 Amp	20	AU117892	1	Computer-Expander, Output
4:20	110928	1	Fuse-Blade, 5 Amp	21	AU124406	1	Cable-Alert, Strike
4:21	100-4918	1	Diode-Over Molded	22	AU109224	1	Bar-Stake, Ground
4:27	32180-043	3	Resistor-120 Ohm	25	125-1627	1	Life Jacket ASM
5	122-0080	1	Cable-Battery, Positive	26	125-1629	1	Travel Pendant ASM
6	122-0081	1	Cable-Battery, Positive	27	33105-020	1	Screw-HHF
7	122-0082	1	Cable-Battery, Negative	28	AU8EP65159	3	Switch-Proximity
8	122-0083	1	Cable-Battery, Negative	29	114-8414	1	Screw-HHF
10	125-4526	2	Screw-HHF	30	AU115133	2	Connector-Pack, Resistor
11	125-4527	2	Screw-HHF	31	32128-17	2	Nut-Lock, Flange
12	33103-020	8	Screw-HHF	32	127-0952	6	Screw-HSH
13	33103-025	4	Screw-HHF	33	120-4580	6	Nut-HF
14	106-9169	2	Screw-HWH	34	32180-031	1	Clip-Tree (W/Tie)
15	AU8EE27103	1	Relay	99	AU8EE27104	1	Tester-Zapalert ●
16	AU103217	2	Controller-Micro, 50-Pin				

● Not illustrated

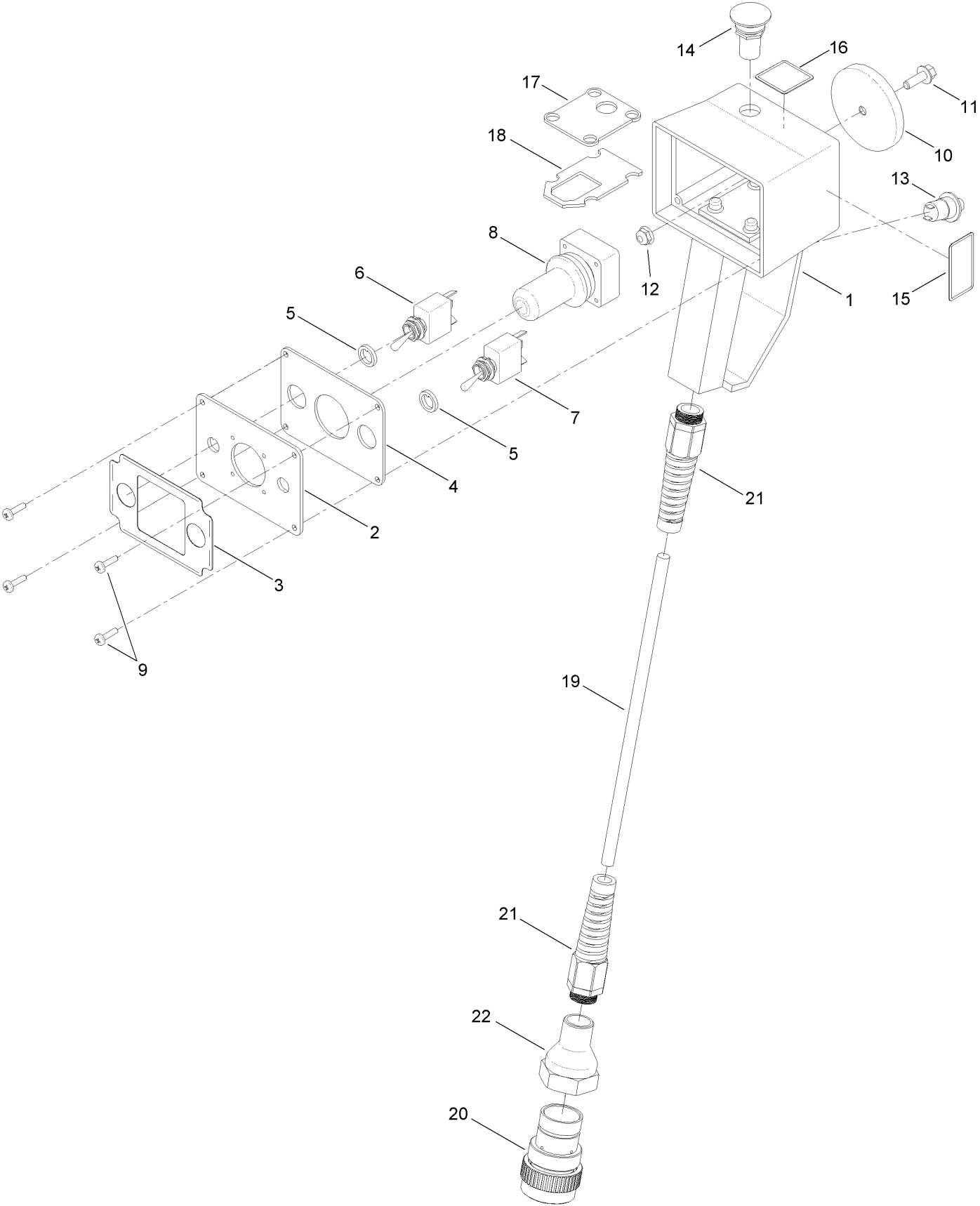
# Life Jacket Assembly No. 125-1627



## Life Jacket Assembly No. 125-1627 (continued)

<i>Ref.</i>	<i>Part Number</i>	<i>Qty.</i>	<i>Description</i>	<i>Ref.</i>	<i>Part Number</i>	<i>Qty.</i>	<i>Description</i>
1	125-1613	1	Enclosure-Handheld	11	104-7201	1	Nut-HF
2	125-1643	1	Gasket-Enclosure	12	125-1609	1	Gasket-Handle, Inner
4	125-1644	1	Plate-Life Jacket	13	125-1610	1	Gasket-Handle, Outter
5	125-1619	3	Seal-Switch	14	125-1607	1	Cable-Lifejacket
6	125-1615	2	Switch	15	125-1645	1	Decal-Life Jacket
7	125-1620	1	Switch	16	32160-402	1	Connector-Deutsch, 14F
8	125-1630	4	Screw-PPH	17	125-1632	1	Grip-Cord
9	T0002-8729	1	Magnet-Ceramic, Encased	18	125-1625	1	Coupler
10	120-9678	1	Screw-HHF				

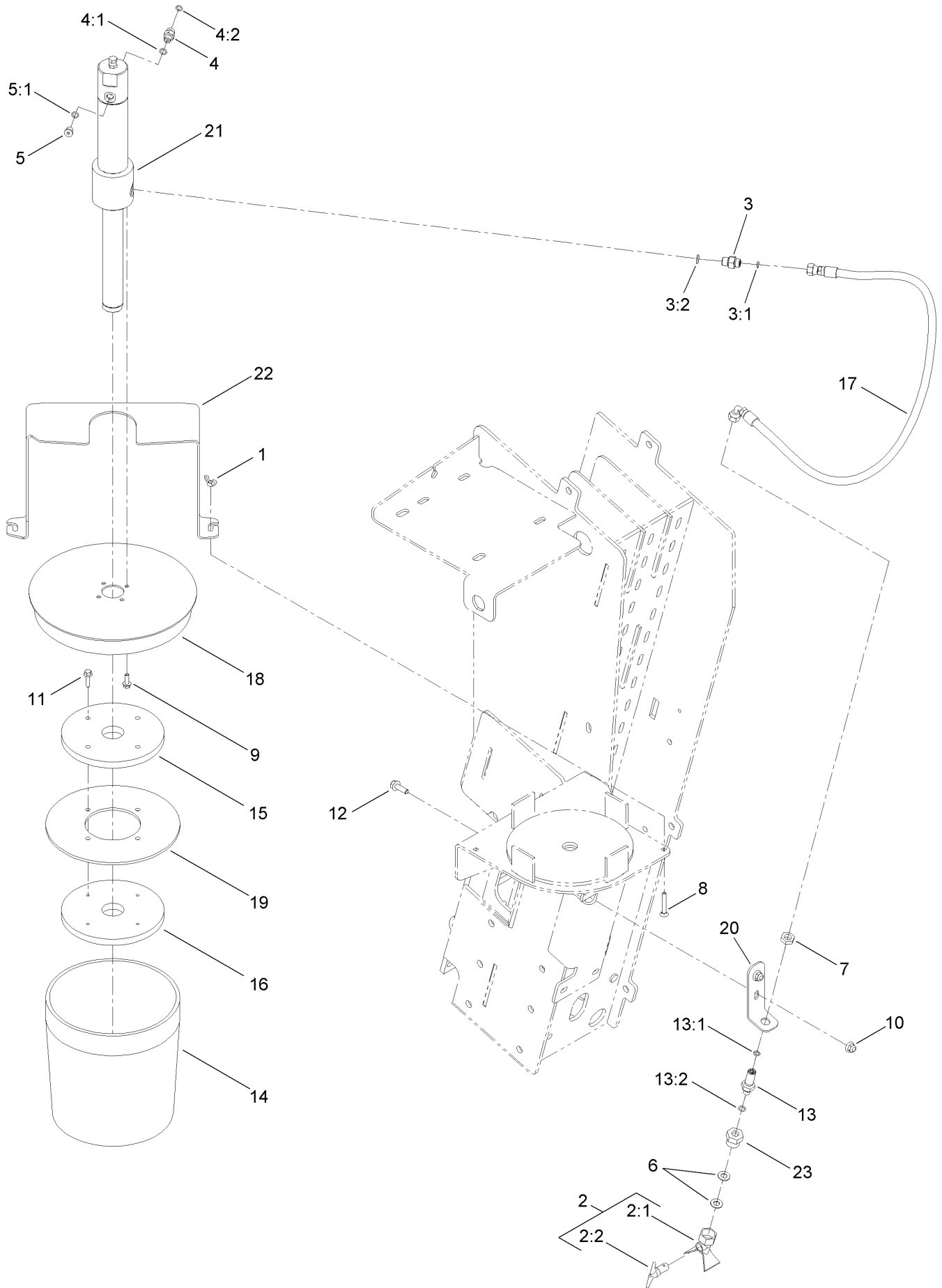
# Travel Pendant Assembly No. 125-1629



## Travel Pendant Assembly No. 125-1629 (continued)

<i>Ref.</i>	<i>Part Number</i>	<i>Qty.</i>	<i>Description</i>	<i>Ref.</i>	<i>Part Number</i>	<i>Qty.</i>	<i>Description</i>
1	125-1612	1	Enclosure-Handheld	12	104-7201	1	Nut-HF
2	125-1636	1	Plate-Joystick	13	125-1616	1	Switch-Momentary
3	125-1641	1	Decal-Travel Pendant	14	125-1592	1	Switch-Push Button
4	125-1643	1	Gasket-Enclosure	15	125-1621	1	Decal-Operator Presence
5	125-1619	2	Seal-Switch	16	125-1622	1	Decal-Emergency Stop
6	125-1615	1	Switch	17	125-1609	1	Gasket-Handle, Inner
7	125-1611	1	Switch	18	125-1610	1	Gasket-Handle, Outer
8	125-1590	1	Joystick	19	125-1606	1	Cable-Travel Pendant
9	125-1630	4	Screw-PPH	20	32160-404	1	Plug-Connetor
10	T0002-8729	1	Magnet-Ceramic, Encased	21	125-1632	1	Grip-Cord
11	120-9678	1	Screw-HHF	22	125-1625	1	Coupler

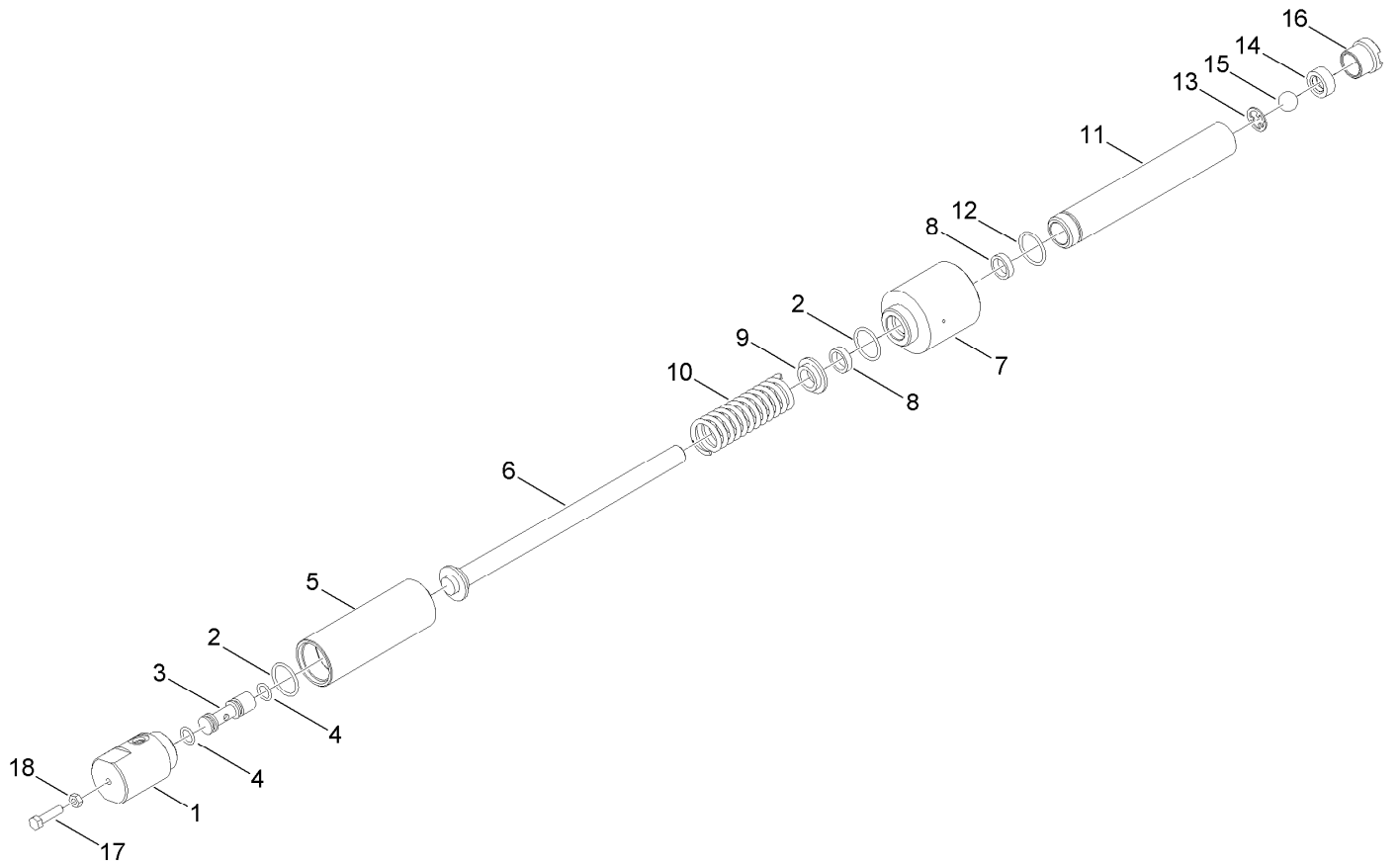
# Tool Joint Lube Applicator Assembly



## Tool Joint Lube Applicator Assembly (continued)

<i>Ref.</i>	<i>Part Number</i>	<i>Qty.</i>	<i>Description</i>	<i>Ref.</i>	<i>Part Number</i>	<i>Qty.</i>	<i>Description</i>
1	1-543792	2	Wingnut	10	104-3082	2	Nut-Lock, HHF
2	125-4539	1	Spray Nozzle ASM	11	33103-025	4	Screw-HHF
2:1	125-4540	1	Nozzle-Airless, Spray	12	33104-025	2	Screw-HHF
2:2	125-4541	1	Orifice Insert ASM	13	AU80A90404	1	Fitting-Straight
3	340-1	1	Fitting-HYD, Straight	13:1	237-21	1	O-Ring
3:1	237-21	1	O-Ring	13:2	237-78	1	O-Ring
3:2	237-42	1	O-Ring	14	AU01DT9904	1	Compound-Thread
4	340-92	1	Fitting-HYD, Straight	15	AU108640-03	1	Plate
4:1	237-78	1	O-Ring	16	AU108641-03	1	Plate
4:2	237-21	1	O-Ring	17	AU108645	1	Hose-HYD
5	353-990	1	Plug ASM	18	AU108790-03	1	Cover-Applicator, Lube
5:1	237-78	1	O-Ring	19	AU108814	1	Seal-Rubber, Follower
6	AU496-21041	2	Washer-Flat	20	AU108816-03	1	Bracket-Nozzle Greaser
7	340-78	1	Nut-Lock	21	AU108837	1	HYD Grease Pump ASM
8	3229-5	2	Screw-CARR	22	AU109840-03	1	Cover-Grease Tied Down
9	120-9678	4	Screw-HHF	23	AU8SA31004	1	Reducer-Straight, Threaded

# Grease Pump Assembly No. AU108837

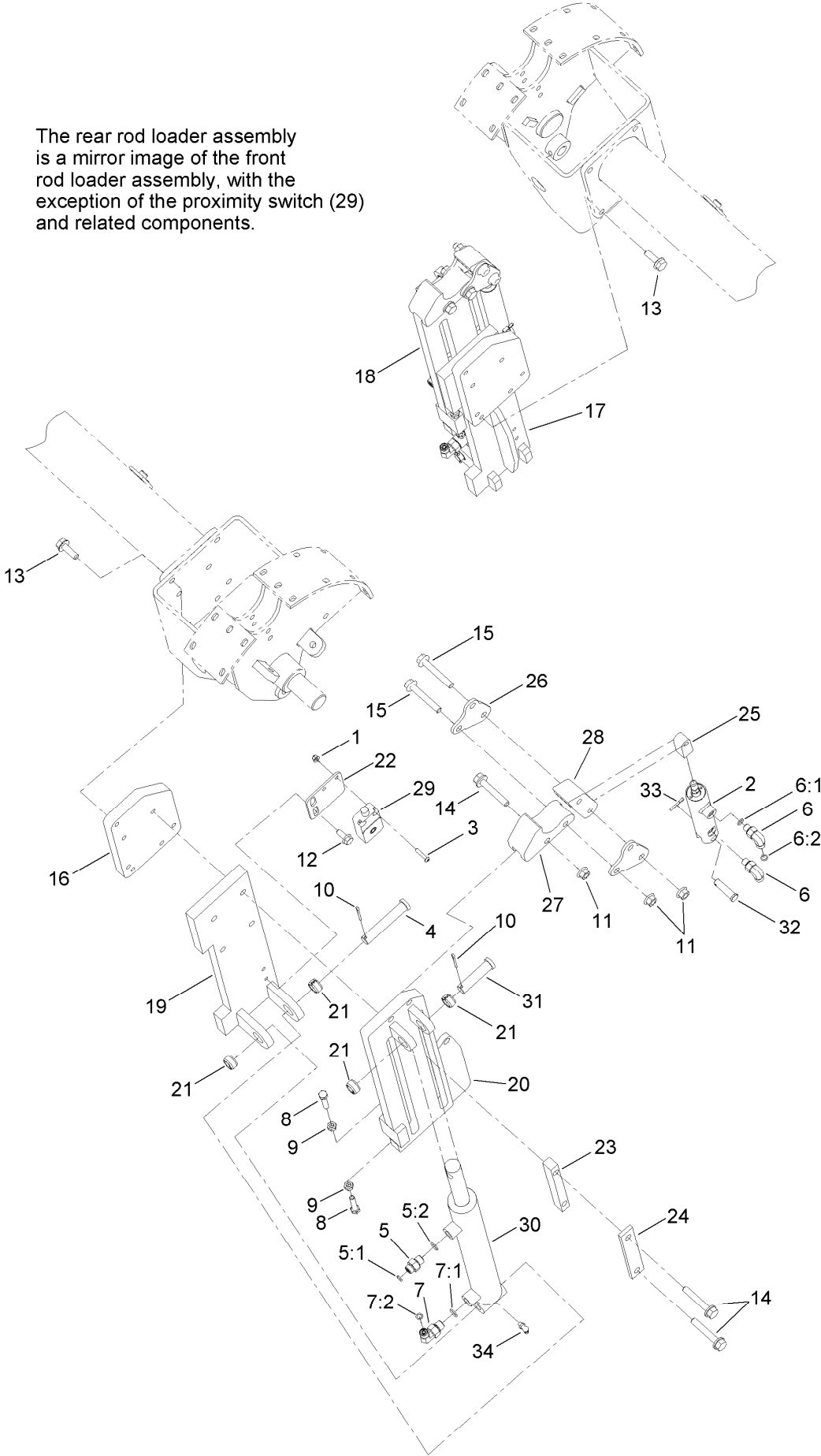


## Grease Pump Assembly No. AU108837 (continued)

<i>Ref.</i>	<i>Part Number</i>	<i>Qty.</i>	<i>Description</i>	<i>Ref.</i>	<i>Part Number</i>	<i>Qty.</i>	<i>Description</i>
1	AU108858-03	1	Cap-Cylinder	10	AU108870	1	Spring
2	AU8HS51920	2	Seal-O Ring	11	AU108866	1	Barrel-Pump
3	AU108861	1	Spool-Adjusting	12	AU8HS51916	1	Seal-O Ring
4	AU238-5113	2	O-Ring	13	AU108860	1	Clip-Retainer
5	AU108862-03	1	Barrel-Cylinder	14	AU108867	1	Valve-Seat
6	AU108865	1	Plunger	15	AU108869	1	Ball-Steel, Stainless
7	AU108859-03	1	Body-Pump	16	AU108868	1	Tube-Inlet
8	AU8HS10002	2	Seal-Deep	17	322-47	1	Screw-HH
9	AU108863	1	Guide-Rod	18	3218-2	1	Nut-Jam

# Rod Loader Assembly

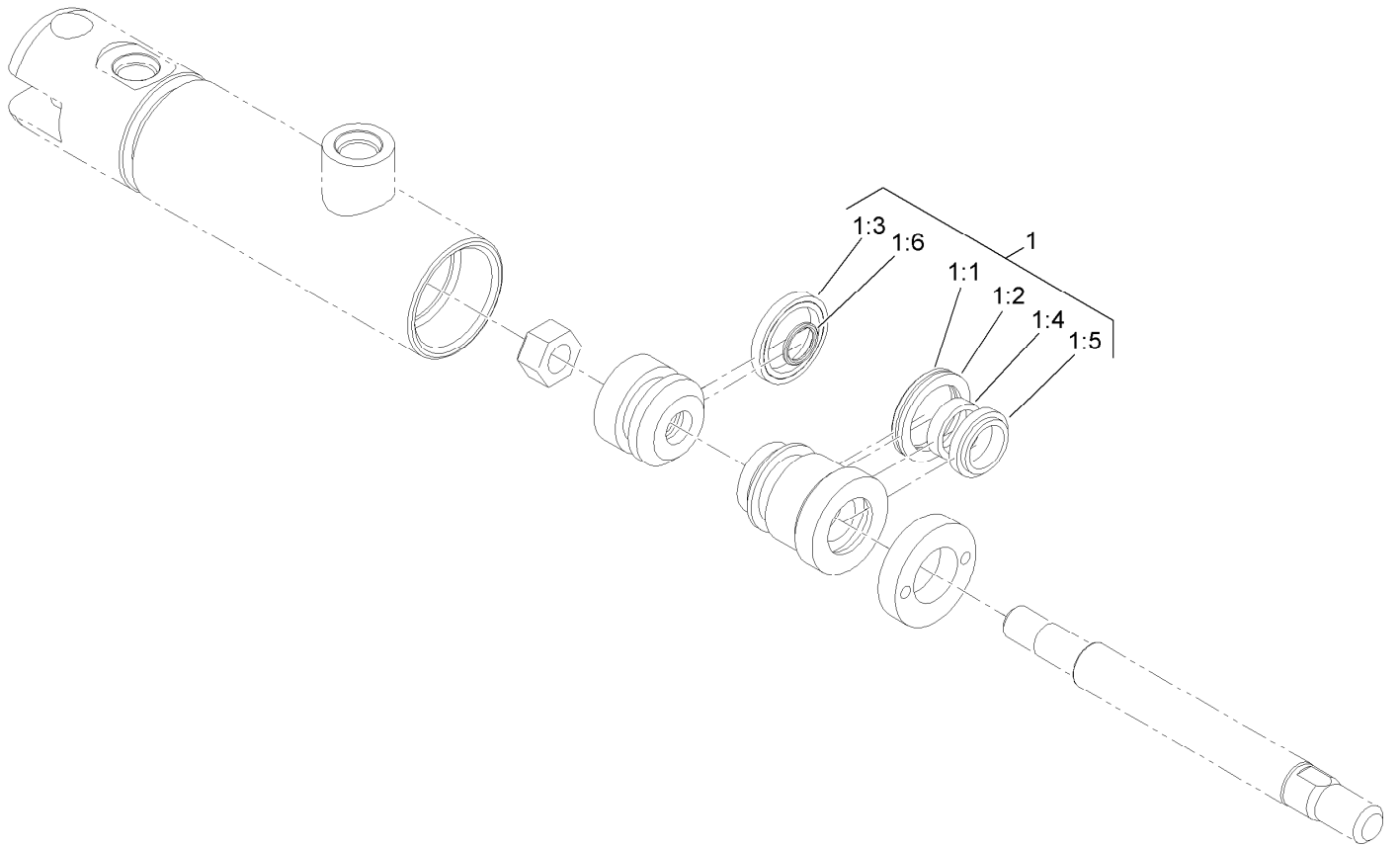
The rear rod loader assembly is a mirror image of the front rod loader assembly, with the exception of the proximity switch (29) and related components.



## Rod Loader Assembly (continued)

<i>Ref.</i>	<i>Part Number</i>	<i>Qty.</i>	<i>Description</i>	<i>Ref.</i>	<i>Part Number</i>	<i>Qty.</i>	<i>Description</i>
1	120-4580	2	Nut-HF	16	AU109578-03	2	Plate-Spacer
2	125-4463	2	HYD Cylinder ASM	17	AU109581-03	1	Arm-Extension
3	127-0952	2	Screw-HSH	18	AU109586-03	1	Extension-Slider
4	283-78	2	Pin-Clevis	19	AU109731-03	1	Arm-Extension
5	340-1	2	Fitting-HYD, Straight	20	AU109758-03	1	Extension-Slider
5:1	237-21	1	O-Ring	21	AU109762	8	Bushing-Spring
5:2	237-42	1	O-Ring	22	AU12GB7334	1	Bracket-Sensor, Extension Arm
6	340-132	4	Fitting-HYD, 90 DEG	23	AU12GB7342-03	4	Guide-Extension Arm
6:1	237-78	1	O-Ring	24	AU12GB7343-03	4	Cap-Guide, Extension Arm
6:2	237-21	1	O-Ring	25	AU12GB7347	2	Rod-Eye, Cylinder
7	340-82	2	Adapter ASM	26	AU12GB7379	4	Plate-Gripper, Rotate
7:1	237-42	1	O-Ring	27	AU20GB7358	2	Insert-Gripper, Fixed
7:2	237-21	1	O-Ring	28	AU20GB7359	2	Insert-Gripper, Rotate
8	AU827-8040	4	Screw-HH	29	AU8EP65159	1	Switch-Proximity
9	33014-00	4	Nut-Hex	30	AU8HC10008	2	HYD Cylinder ASM
10	3272-12	4	Pin-Cotter	31	AUH32920	2	Pin-Clevis
11	103-9511	8	Nut-Lock, NI	32	127-0889	2	Pin-Clevis
12	33104-020	2	Screw-HHF	33	3272-10	2	Pin-Cotter
13	33105-030	6	Screw-HHF	34	302-40	2	Fitting-Grease, 90 DEG
14	33105-060	10	Screw-HHF				
15	AU100336	6	Screw-HHF				

# Hydraulic Cylinder Assembly No. 125-4463

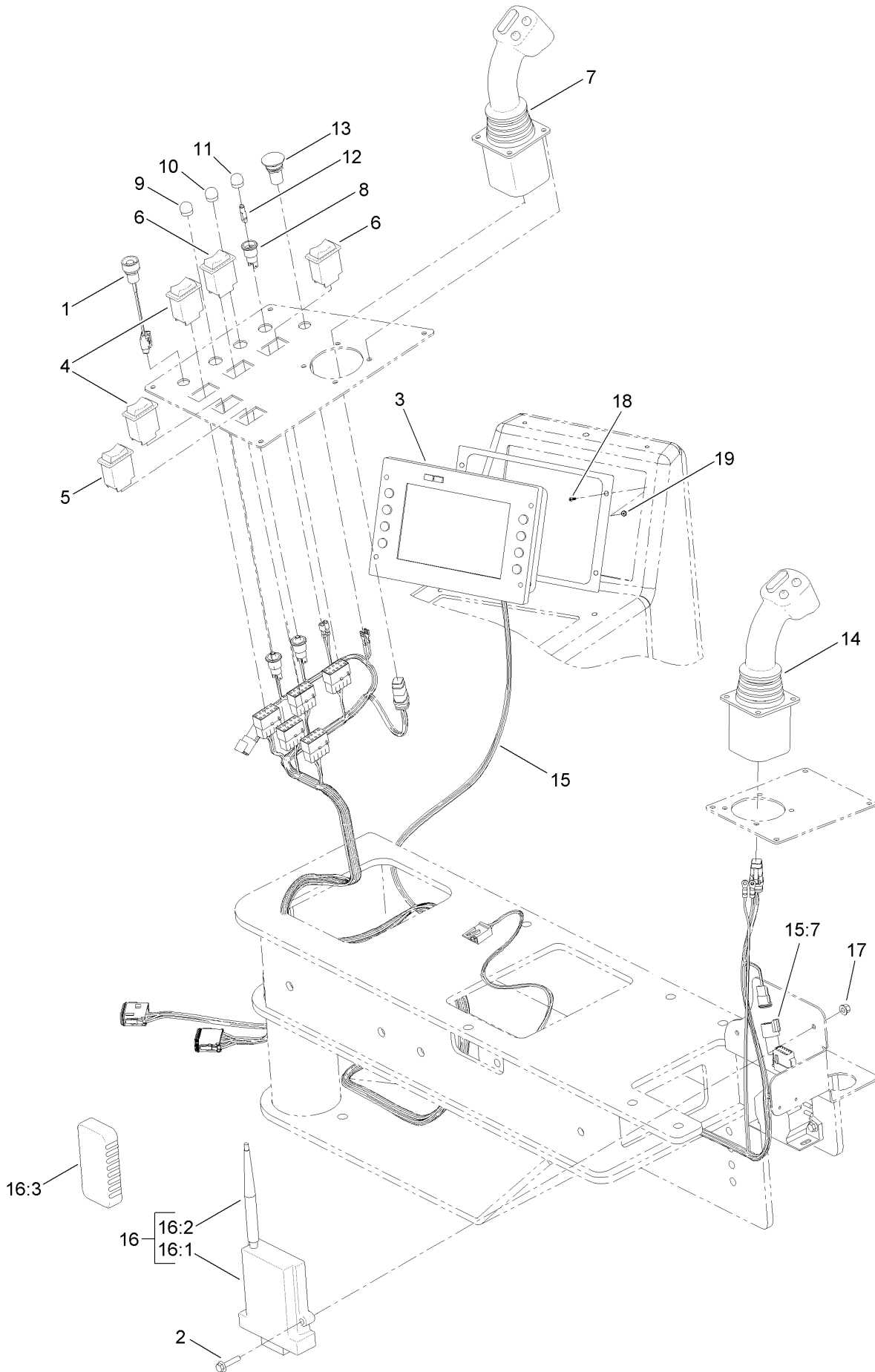


# Hydraulic Cylinder Assembly No. 125-4463 (continued)

<i>Ref.</i>	<i>Part Number</i>	<i>Qty.</i>	<i>Description</i>	<i>Ref.</i>	<i>Part Number</i>	<i>Qty.</i>	<i>Description</i>
1	127-9688	1	Seal Kit	1:4		1	Seal-B S ●
1:1		1	O-Ring ●	1:5		1	Seal-Dust ●
1:2		1	Ring-Backup ●	1:6		1	O-Ring ●
1:3		1	Seal-P S P ●				

● Not serviced separately

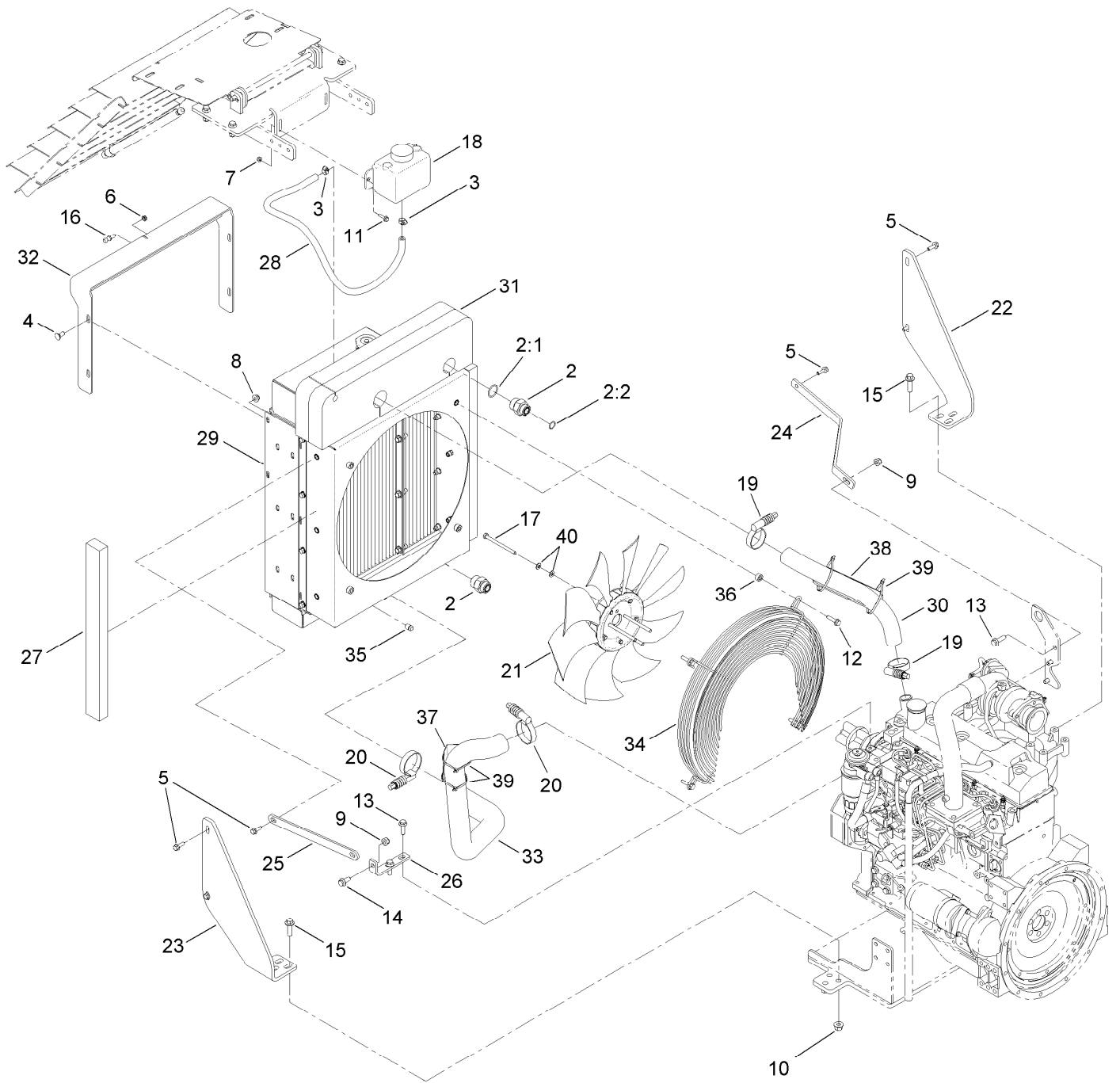
# Operator Control Assembly



## Operator Control Assembly (continued)

<i>Ref.</i>	<i>Part Number</i>	<i>Qty.</i>	<i>Description</i>	<i>Ref.</i>	<i>Part Number</i>	<i>Qty.</i>	<i>Description</i>
1	121-6592	1	Switch-Start, Green Button	11	AU8EO21406	1	Lens-Dome, Fluted Amber (Type T2)
2	33103-030	2	Screw-HHF	12	122-0224	3	Lamp-Led
3	AU103384	1	Display-Dp600, Unprogrammed	13	AU8EP46103	1	Button-Push, Red Mushroom
4	AU113662	2	Switch-Rocker, 2 Pole (On/Off)	14	AU8EP47613	1	Joystick-Carriage
5	AU113664	1	Switch-Rocker, 2 Pole (On)Off(On)	15	121-6585	1	Harness-Wire, Operator
6	AU113665	2	Switch-Rocker, 1 Pole (On)Off/On(Off)	15:7	32180-043	1	Resistor-120 Ohm
7	AU117962	1	Joystick-Modified (Left Hand)	16	130-4457	1	Standard Exit Side Lockout
8	AU8EO21401	3	Type T-2 Socket ASM	16:1	130-4459	1	Base Unit-Lockout
9	AU8EO21402	1	Lens-Dome, Fluted Red (Type T-2)	16:2	130-4462	1	Antenna-Lockout
10	AU8EO21403	1	Lens-Dome, Fluted Green (Type T2)	16:3	130-4458	1	Handheld-Lockout
				17	81-0130	2	Nut-Flange, NI
				18	1-3153	4	Screw-PRH, Slotted
				19	3296-52	4	Nut-Lock, NI

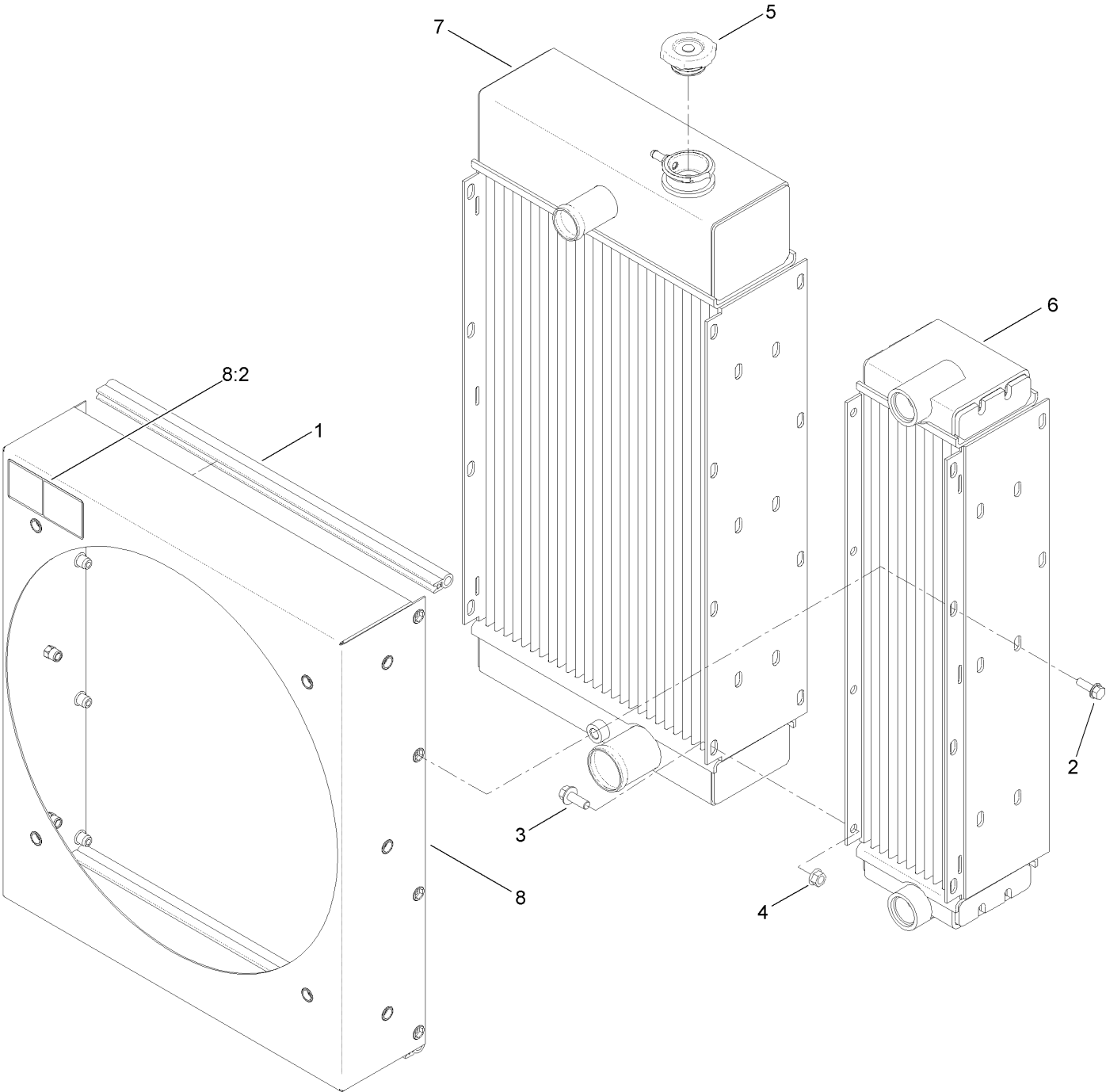
# Engine Cooling Assembly



## Engine Cooling Assembly (continued)

<i>Ref.</i>	<i>Part Number</i>	<i>Qty.</i>	<i>Description</i>	<i>Ref.</i>	<i>Part Number</i>	<i>Qty.</i>	<i>Description</i>
2	340-91	2	Adapter	21	AU114234	1	Fan-19 Inch (10-Blade)
2:1	237-58	1	O-Ring	22	AU114260-03	1	Bracket-Mount, Radiator
2:2	237-146	1	O-Ring	23	AU114261-03	1	Bracket-Mount, Radiator
3	2412-108	2	Clamp-Worm	24	AU114262-03	1	Strap-Radiator
4	3231-12	4	Bolt-CARR	25	AU114263-03	1	Strap-Radiator
5	33104-025	6	Screw-HHF	26	AU114350-03	1	Plate-Mount, Strap
6	3296-47	1	Nut-Lock, NI	27	AU114671	2	Seal-Foam
7	33003-00	2	Nut-HF	28	127-0762	1	Hose-Coolant, Overflow
8	104-8301	4	Nut-Flange, NI	29	AU129486	1	Cooler ASM
9	103-9511	2	Nut-Lock, NI	30	AU130011	1	Hose-Upper, Radiator
10	115-1115	6	Nut-Lock, HHF	31	130-4473	2	Foam-Radiator, Upper
11	33103-025	2	Screw-HHF	32	AU130029-03	1	Shock Mount ASM
12	33104-035	4	Screw-HHF	33	AU130482	1	Hose-Lower, Radiator
13	33105-035	3	Screw-HHF	34	AU8HX30005-2	1	Guard-Fan
14	33105-025	1	Screw-HHF	35	281-1	1	Plug-Pipe, SQH
15	33106-040	6	Screw-HHF	36	103-3648	4	Spacer-Nominal, 10.5Mm
16	AU8HH96100	1	Stud-Ball, .75In	37	AU112950	1	Protector-Hose, 4 Inch
17	33114-110	4	Screw-HH	38	AU112951	1	Protector-Hose, 8 Inch
18	AU109352	1	Tank-Overflow	39	3290-379	4	Tie-Cable
19	121-7536	2	Clamp-Constant Torque	40	3256-23	8	Washer-Flat
20	AU110569	2	Clamp-Torque, Constant				

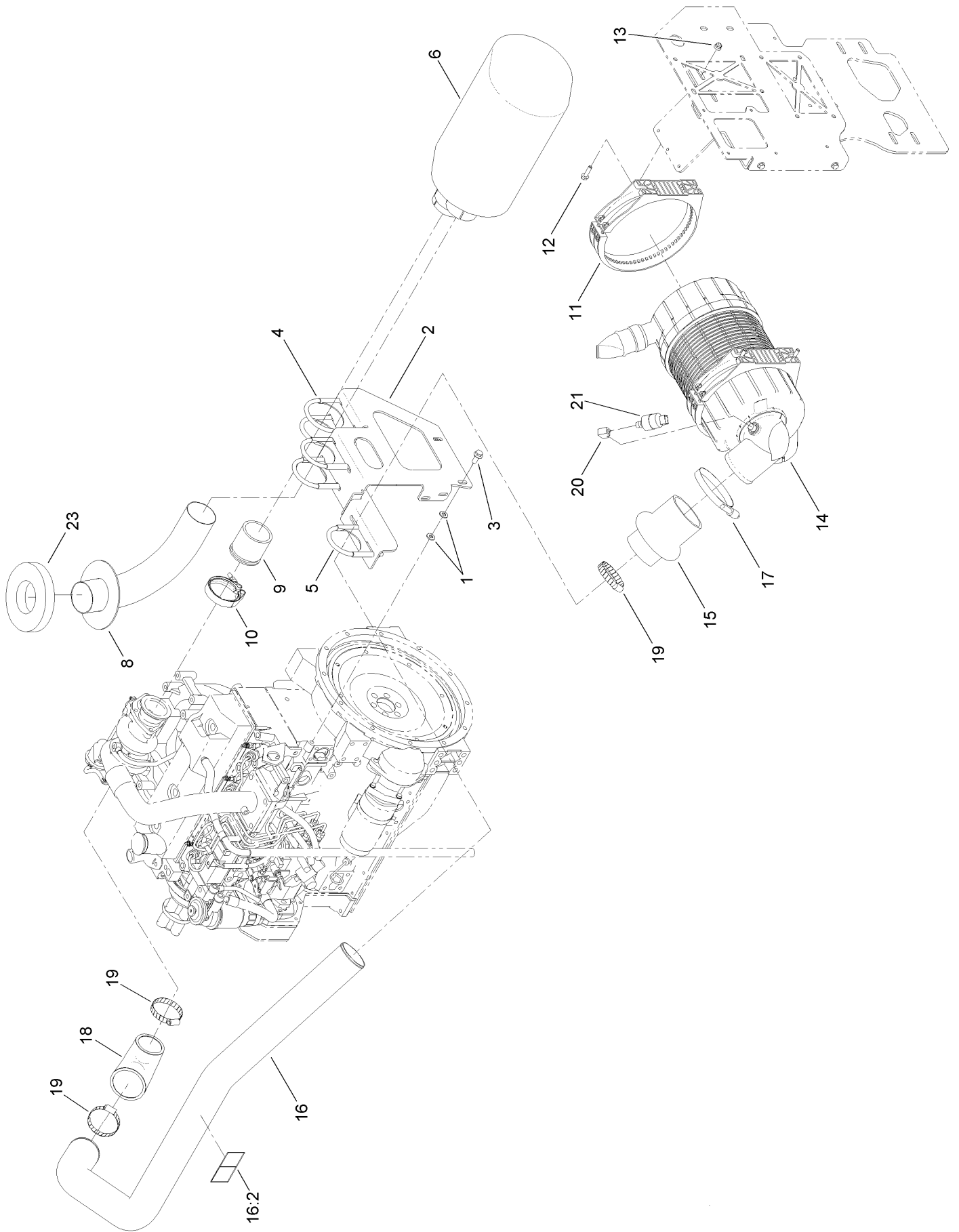
# Cooler Assembly No. AU129486



## Cooler Assembly No. AU129486 (continued)

<i>Ref.</i>	<i>Part Number</i>	<i>Qty.</i>	<i>Description</i>	<i>Ref.</i>	<i>Part Number</i>	<i>Qty.</i>	<i>Description</i>
1	125-4489	2	Seal-Edge	6	AU130020	1	Cooler-Oil
2	3234-29	8	Screw-HHF	7	AU130021	1	Cooler-Radiator
3	3234-42	8	Screw-HHF	8	127-0921	1	Fan Shroud ASM
4	32128-21	8	Nut-HF	8:2	125-6127	1	Decal-Rotating Fan Hazard
5	AU111393	1	Cap-Radiator				

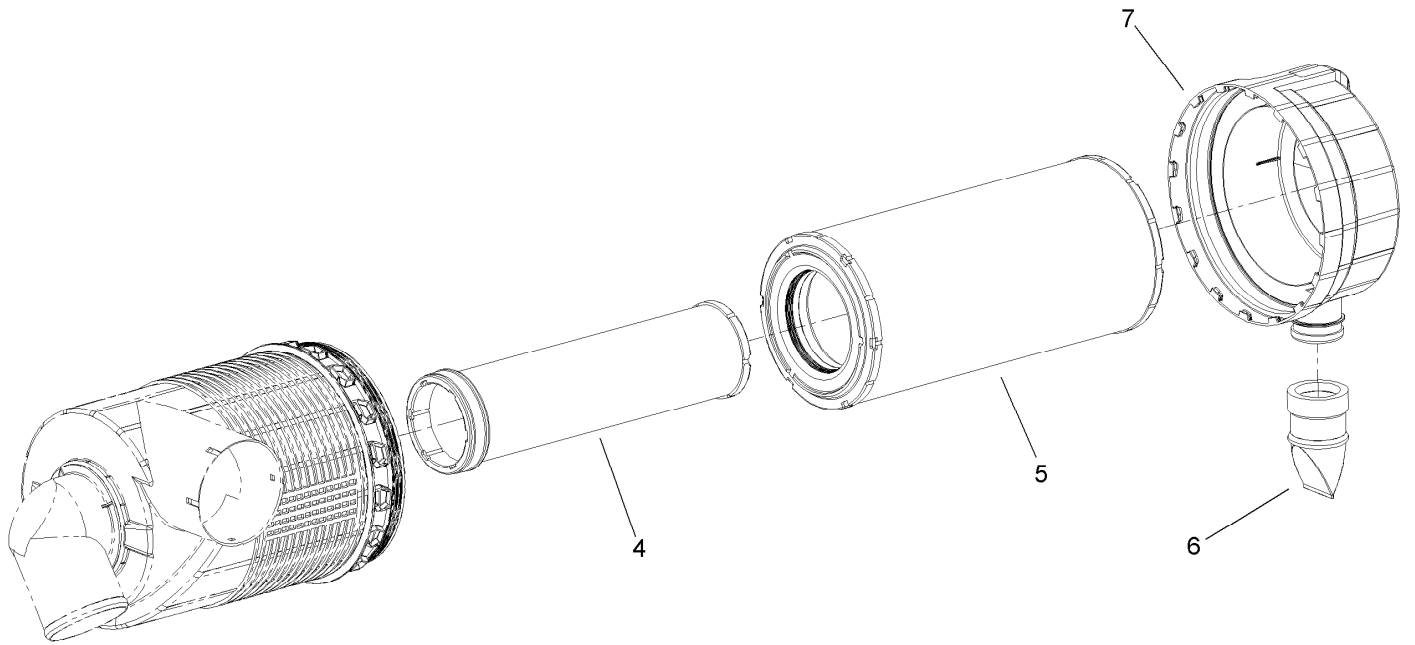
# Engine Intake and Exhaust Assembly



## Engine Intake and Exhaust Assembly (continued)

<i>Ref.</i>	<i>Part Number</i>	<i>Qty.</i>	<i>Description</i>	<i>Ref.</i>	<i>Part Number</i>	<i>Qty.</i>	<i>Description</i>
1	AU496-21041	4	Washer-Flat	13	104-3082	4	Nut-Lock, HHF
2	AU118530-03	1	Bracket-Mount, Muffler	14	112-7329	1	Air Cleaner ASM
3	33105-025	2	Screw-HHF	15	AU8NG10019-09	1	Reducer-Hose
4	AU8NG28119	1	Clamp-Guillotine	16	127-0922	1	Air Intake ASM
5	AU8NG28118	4	Clamp-Guillotine	16:2	125-6129	1	Decal-Warning, Hot Surface
6	125-4535	1	Muffler	17	AU102427	1	Clamp-Torque, Constant
8	AU121439	1	Tube-Exhaust (W/ Seal Plate)	18	125-4532	1	Elbow-90 DEG
9	AU112878	1	Flange-Adapter, Turbo	19	2412-128	3	Clamp-Hose
10	AUA170467	1	Clamp	20	AU217-1050	1	Fitting-Elbow, 90
11	112-7340	2	Band-Mounting, Air Cleaner	21	AU293797A1	1	Switch ASM
12	33104-030	4	Screw-HHF	23	AU121440	1	Insulation

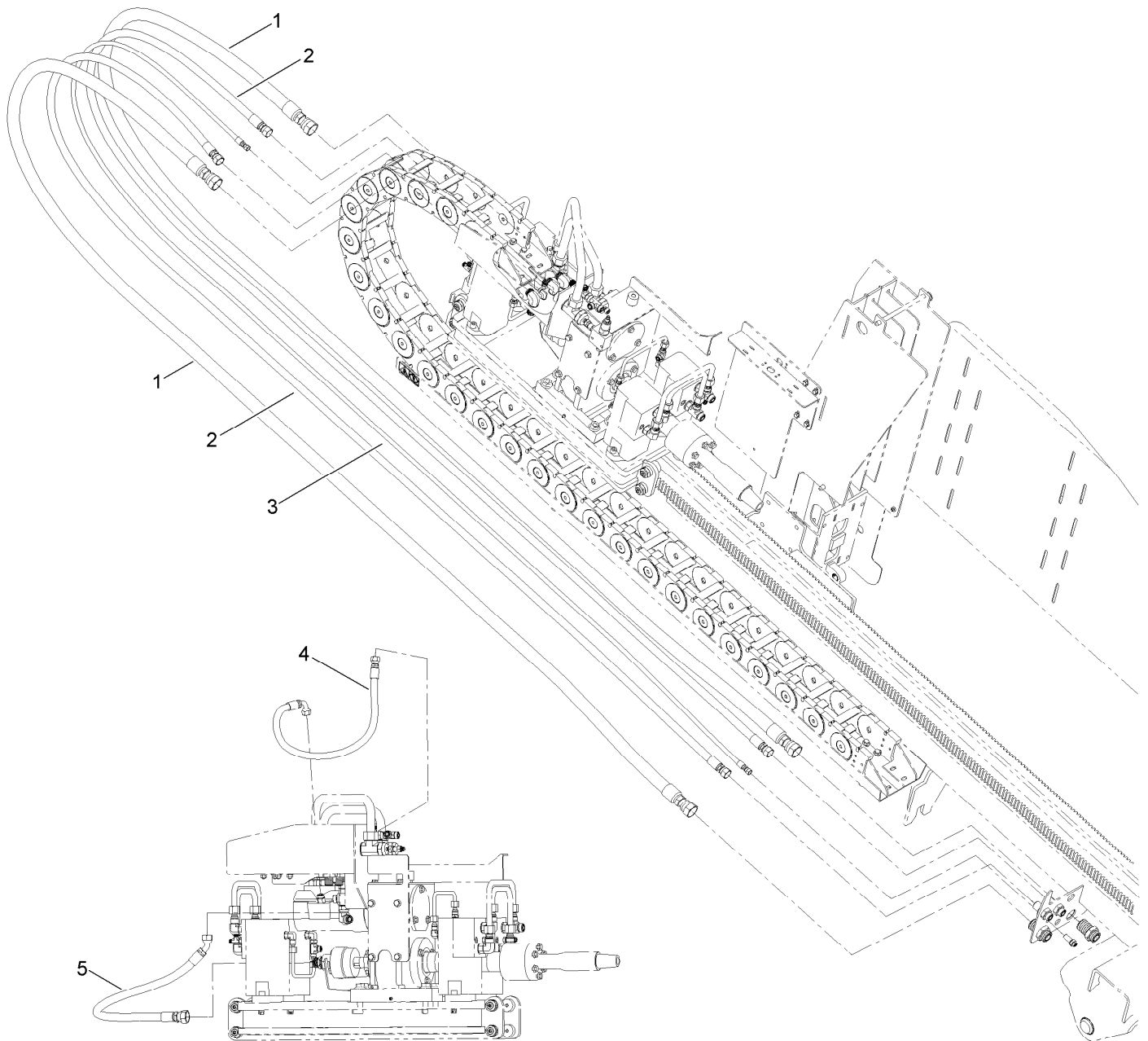
# Air Cleaner Assembly No. 112-7329



## Air Cleaner Assembly No. 112-7329 (continued)

<i>Ref.</i>	<i>Part Number</i>	<i>Qty.</i>	<i>Description</i>	<i>Ref.</i>	<i>Part Number</i>	<i>Qty.</i>	<i>Description</i>
4	115-8877	1	Filter-Engine Air, Safety	6	114-5624	1	Valve-Vacuator
5	115-8887	1	Filter-Engine Air, Primary	7	114-5625	1	Cover ASM

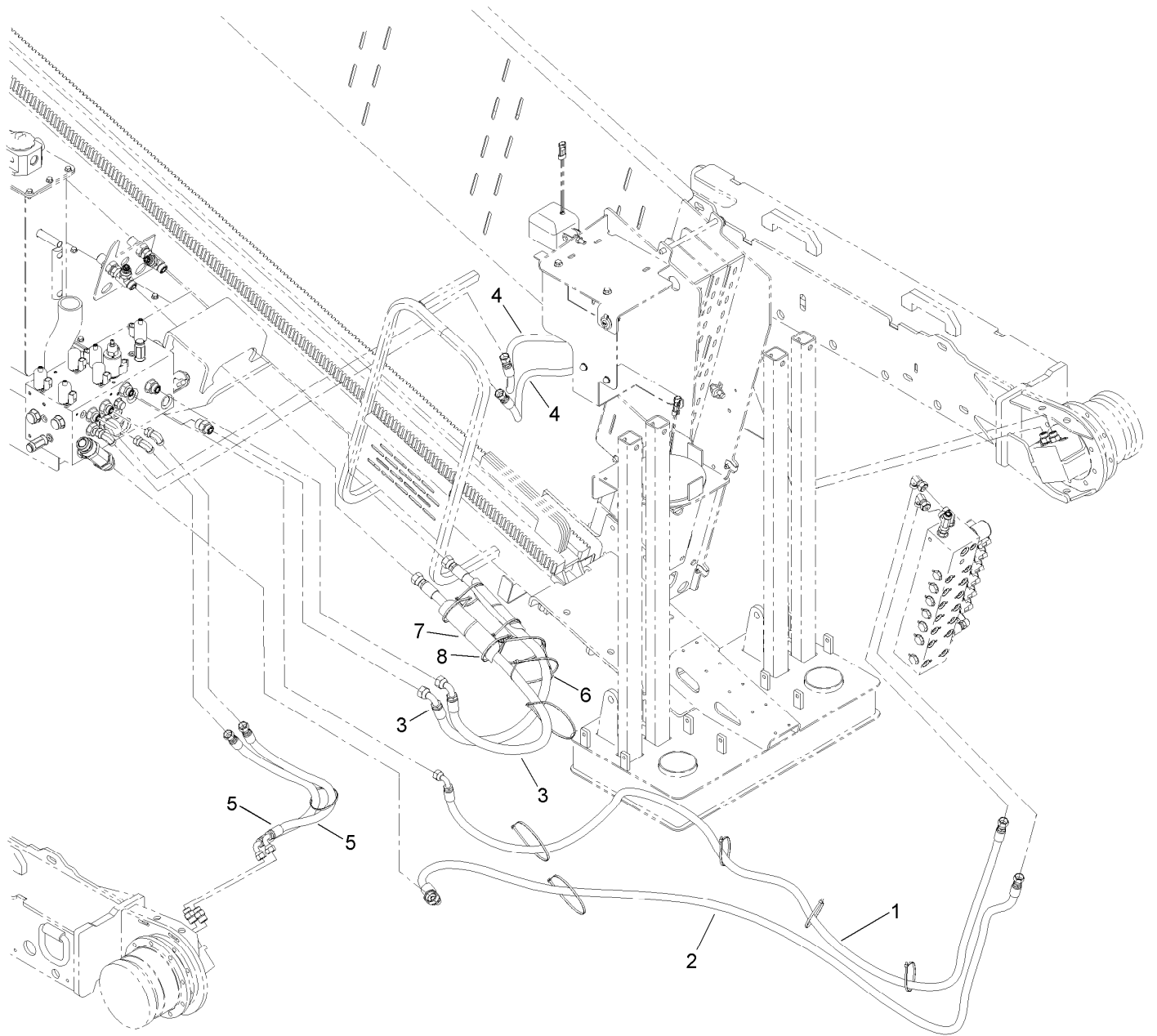
# Main Frame Hydraulic Hose Assembly No. 1



# Main Frame Hydraulic Hose Assembly No. 1 (continued)

<i>Ref.</i>	<i>Part Number</i>	<i>Qty.</i>	<i>Description</i>	<i>Ref.</i>	<i>Part Number</i>	<i>Qty.</i>	<i>Description</i>
1	127-0831	2	Hose ASM	4	127-0838	1	Hose ASM
2	127-0833	2	Hose ASM	5	127-0839	1	Hose ASM
3	127-0768	1	Hose ASM				

# Main Frame Hydraulic Hose Assembly No. 2

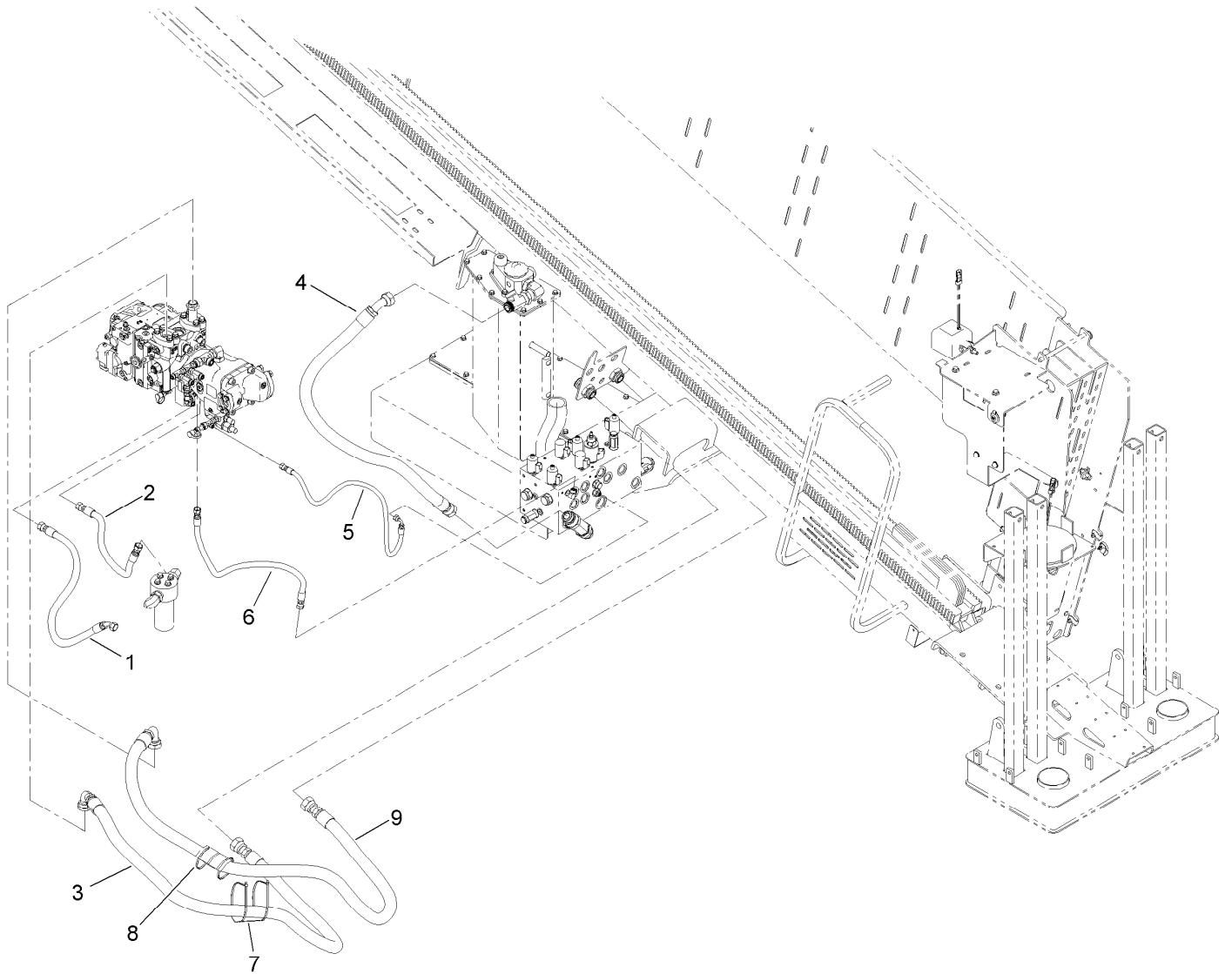


## Main Frame Hydraulic Hose Assembly No. 2 (continued)

<i>Ref.</i>	<i>Part Number</i>	<i>Qty.</i>	<i>Description</i>
1	127-0765	1	Hose ASM
2	127-0766	1	Hose ASM
3	127-0870	2	Hose ASM
4	127-0769	2	Hose ASM

<i>Ref.</i>	<i>Part Number</i>	<i>Qty.</i>	<i>Description</i>
5	127-0771	2	Hose ASM
6	AU112950	1	Protector-Hose, 4 Inch
7	AU112951	2	Protector-Hose, 8 Inch
8	3290-379	15	Tie-Cable

# Main Frame Hydraulic Hose Assembly No. 3

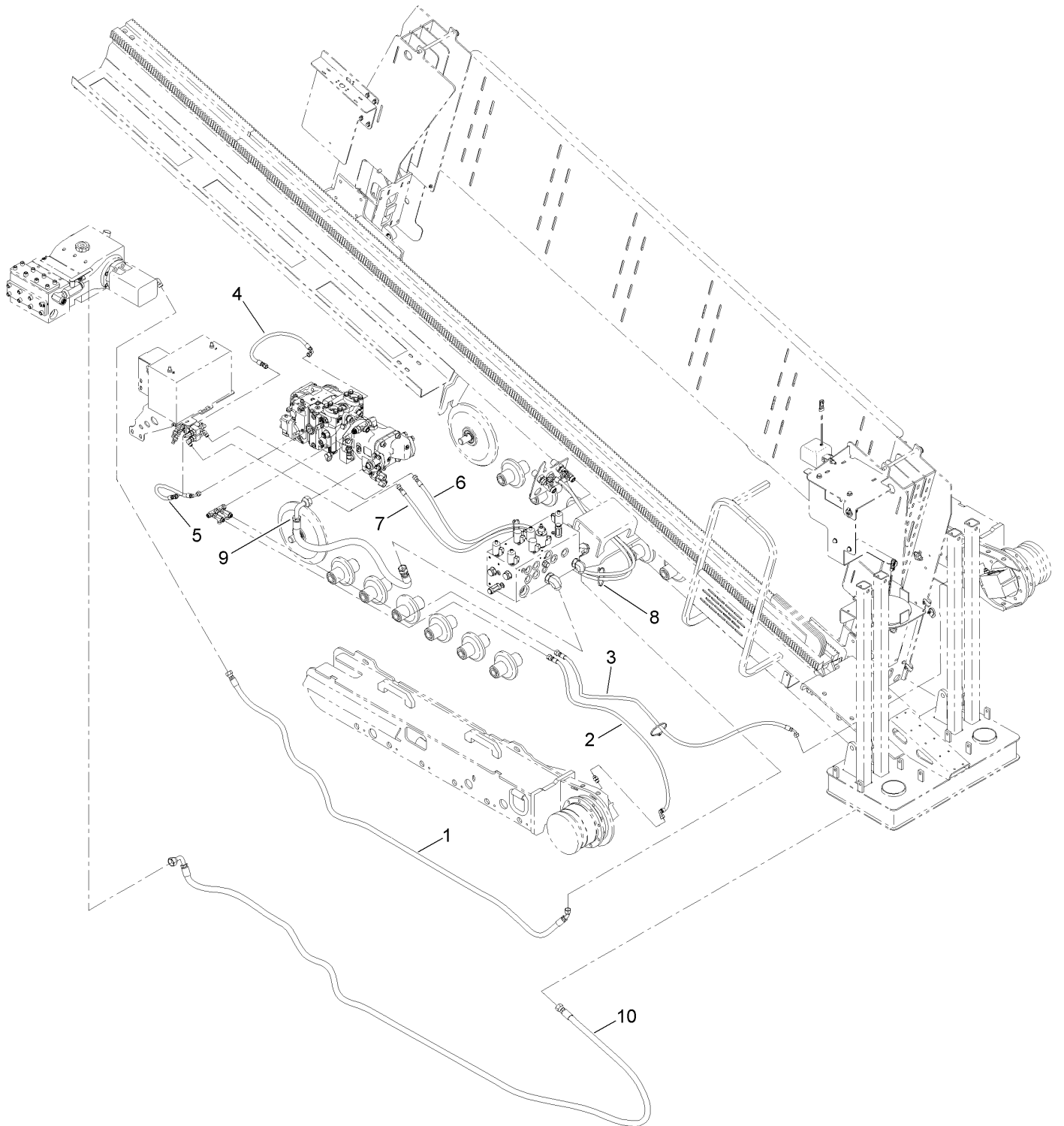


# Main Frame Hydraulic Hose Assembly No. 3 (continued)

<i>Ref.</i>	<i>Part Number</i>	<i>Qty.</i>	<i>Description</i>
1	127-0750	1	Hose ASM
2	127-0751	1	Hose ASM
3	127-0757	1	Hose ASM
4	127-0761	1	Hose ASM
5	AU108645	1	Hose-HYD

<i>Ref.</i>	<i>Part Number</i>	<i>Qty.</i>	<i>Description</i>
6	127-0854	1	Hose ASM
7	AU112950	2	Protector-Hose, 4 Inch
8	3290-379	4	Tie-Cable
9	127-0758	1	Hose ASM

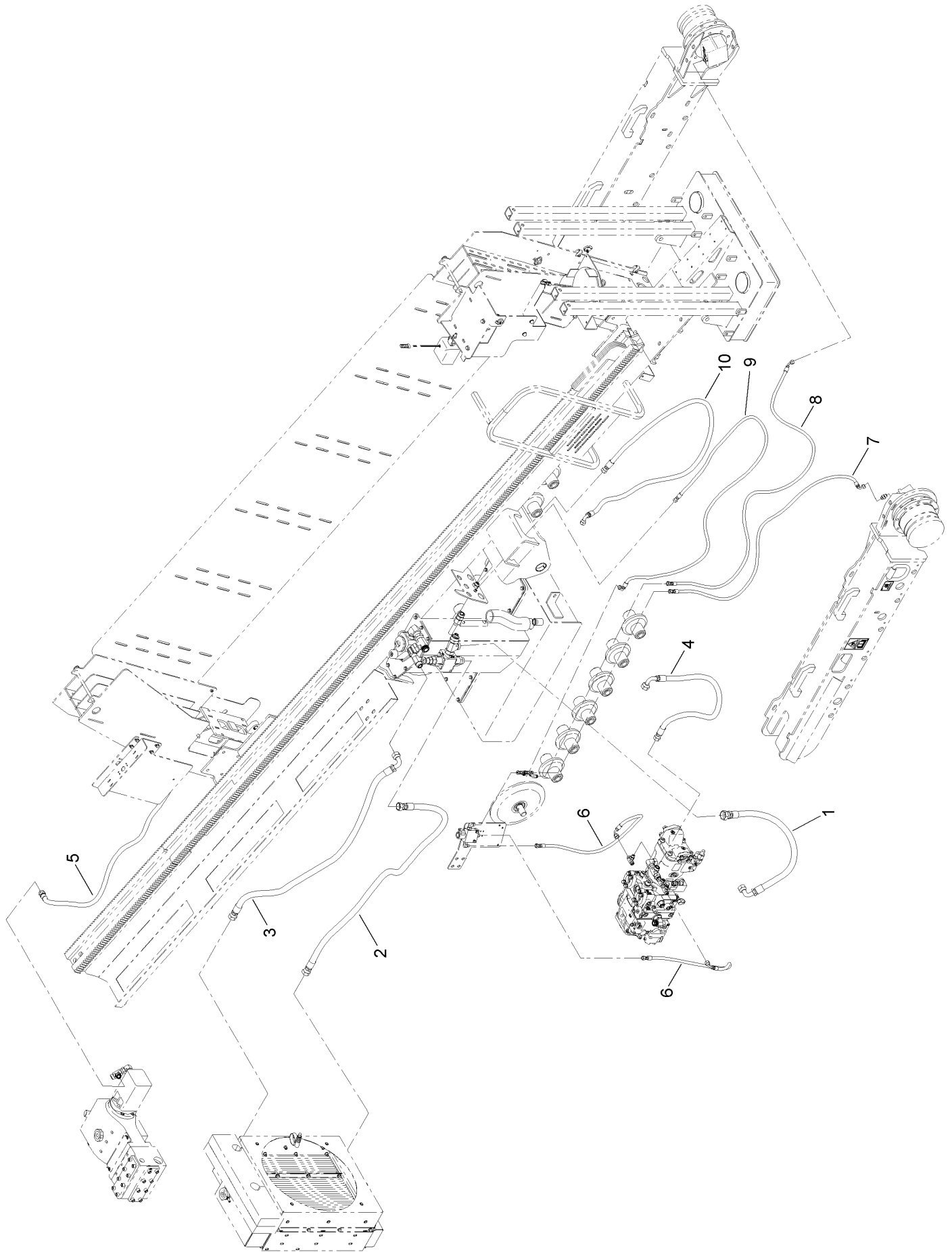
# Main Frame Hydraulic Hose Assembly No. 4



# Main Frame Hydraulic Hose Assembly No. 4 (continued)

<i>Ref.</i>	<i>Part Number</i>	<i>Qty.</i>	<i>Description</i>	<i>Ref.</i>	<i>Part Number</i>	<i>Qty.</i>	<i>Description</i>
1	127-0763	1	Hose ASM	6	127-0852	1	Hose ASM
2	127-0773	1	Hose ASM	7	127-0853	1	Hose ASM
3	127-0774	1	Hose ASM	8	3290-379	3	Tie-Cable
4	127-0850	1	Hose ASM	9	127-0760	1	Hose ASM
5	127-0851	1	Hose ASM	10	127-0830	1	Hose ASM

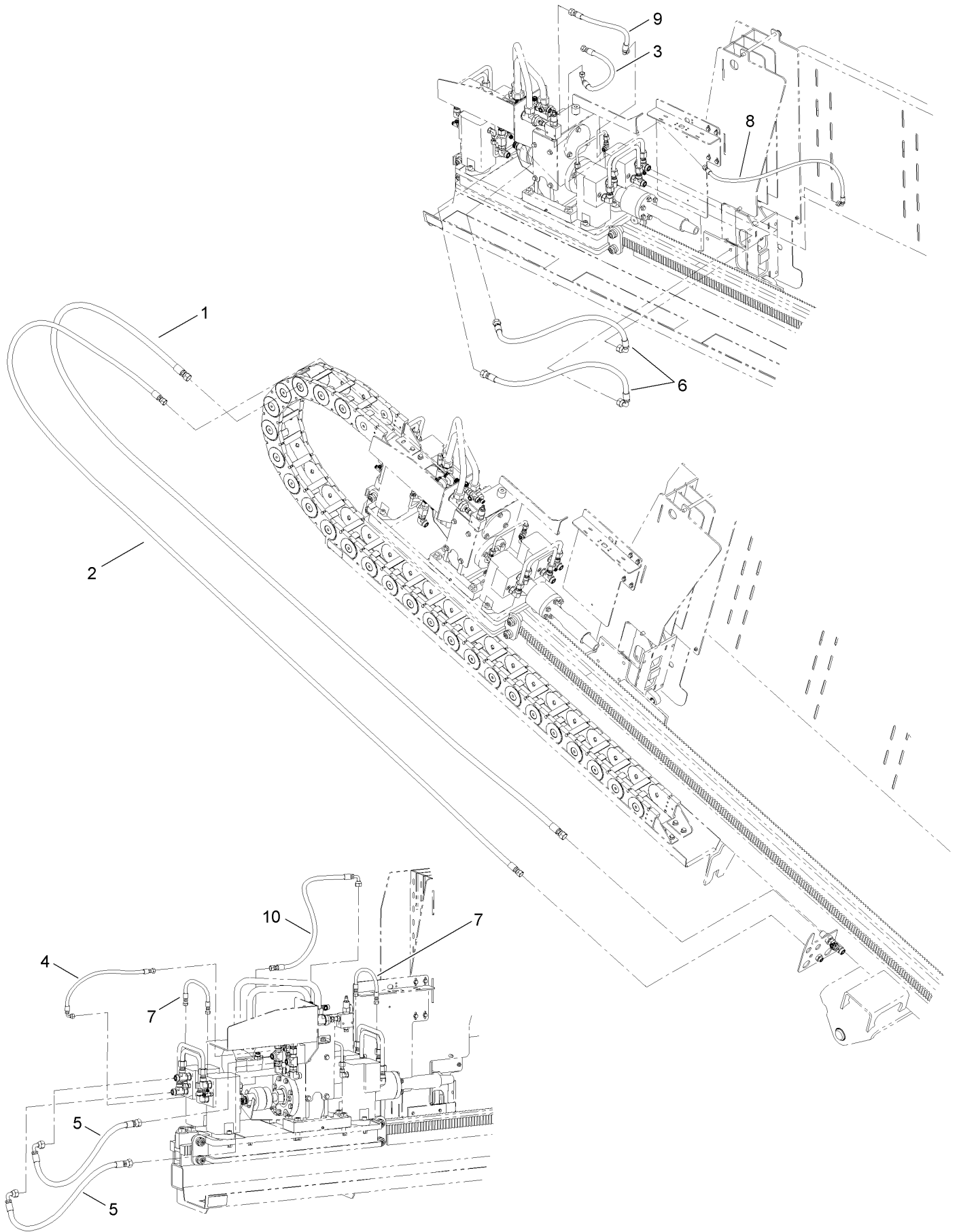
# Main Frame Hydraulic Hose Assembly No. 5



# Main Frame Hydraulic Hose Assembly No. 5 (continued)

<i>Ref.</i>	<i>Part Number</i>	<i>Qty.</i>	<i>Description</i>	<i>Ref.</i>	<i>Part Number</i>	<i>Qty.</i>	<i>Description</i>
1	127-0753	1	Hose ASM	6	127-0775	2	Hose ASM
2	127-0755	1	Hose ASM	7	127-0777	1	Hose ASM
3	127-0756	1	Hose ASM	8	127-0778	1	Hose ASM
4	127-0759	1	Hose ASM	9	127-0779	1	Hose ASM
5	127-0764	1	Hose ASM	10	127-0829	1	Hose ASM

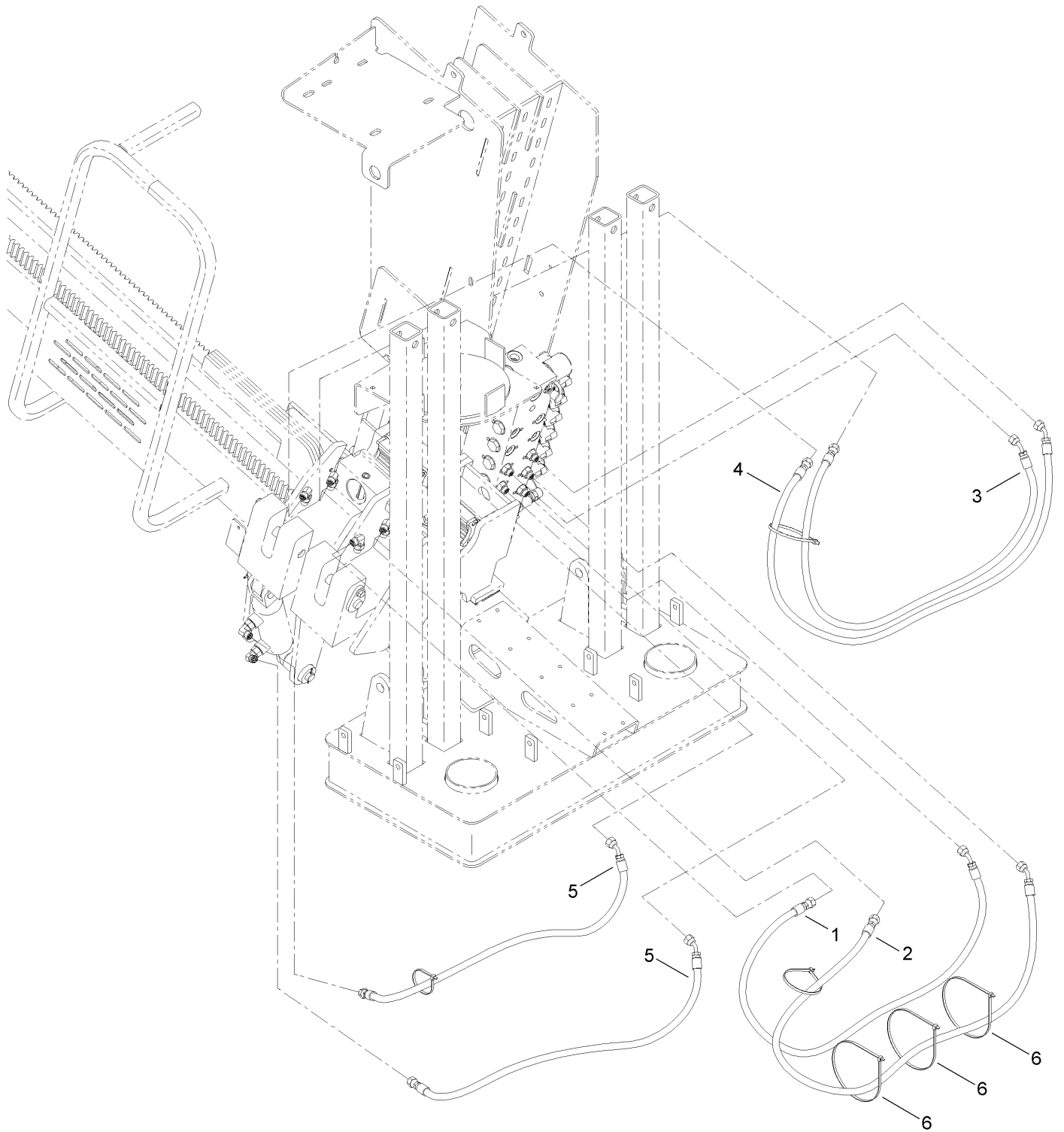
# Thrust Frame Hydraulic Hose Assembly No. 1



# Thrust Frame Hydraulic Hose Assembly No. 1 (continued)

<i>Ref.</i>	<i>Part Number</i>	<i>Qty.</i>	<i>Description</i>	<i>Ref.</i>	<i>Part Number</i>	<i>Qty.</i>	<i>Description</i>
1	127-0833	1	Hose ASM	6	127-0842	2	Hose ASM
2	127-0835	1	Hose ASM	7	127-0845	2	Hose ASM
3	127-0837	1	Hose ASM	8	127-0846	1	Hose ASM
4	127-0820	1	Hose ASM	9	127-0848	1	Hose ASM
5	127-0840	2	Hose ASM	10	127-0849	1	Hose ASM

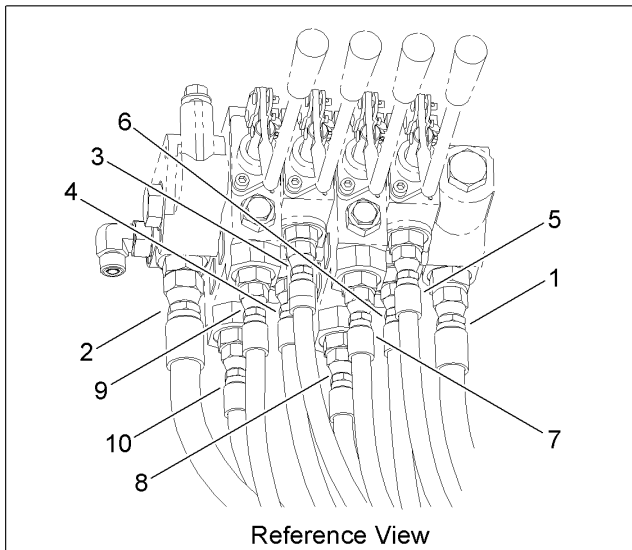
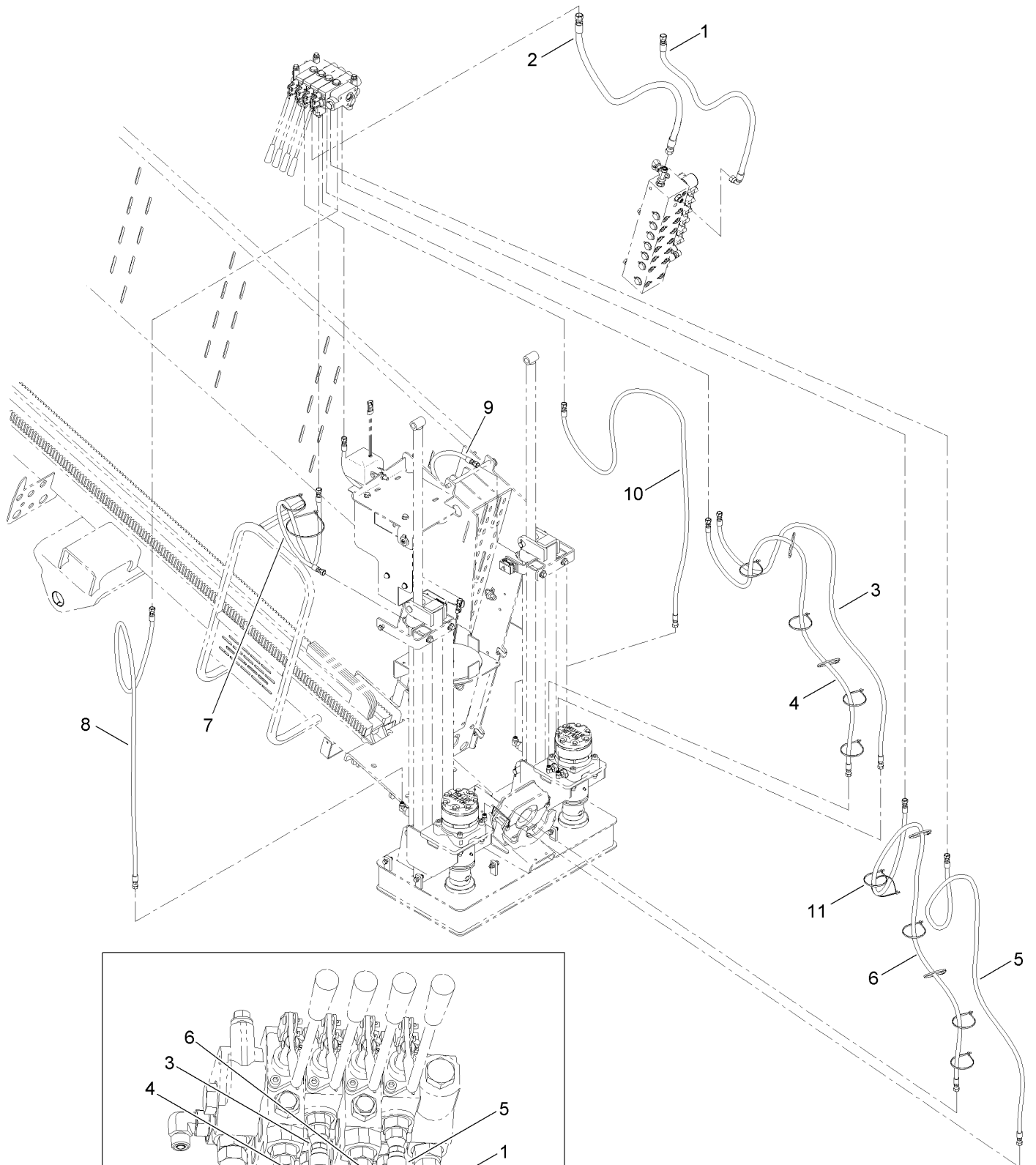
# Thrust Frame Hydraulic Hose Assembly No. 2



## Thrust Frame Hydraulic Hose Assembly No. 2 (continued)

<i>Ref.</i>	<i>Part Number</i>	<i>Qty.</i>	<i>Description</i>	<i>Ref.</i>	<i>Part Number</i>	<i>Qty.</i>	<i>Description</i>
1	127-0799	1	Hose ASM	4	127-0802	1	Hose ASM
2	127-0800	1	Hose ASM	5	127-0803	2	Hose ASM
3	127-0801	1	Hose ASM	6	3290-379	6	Tie-Cable

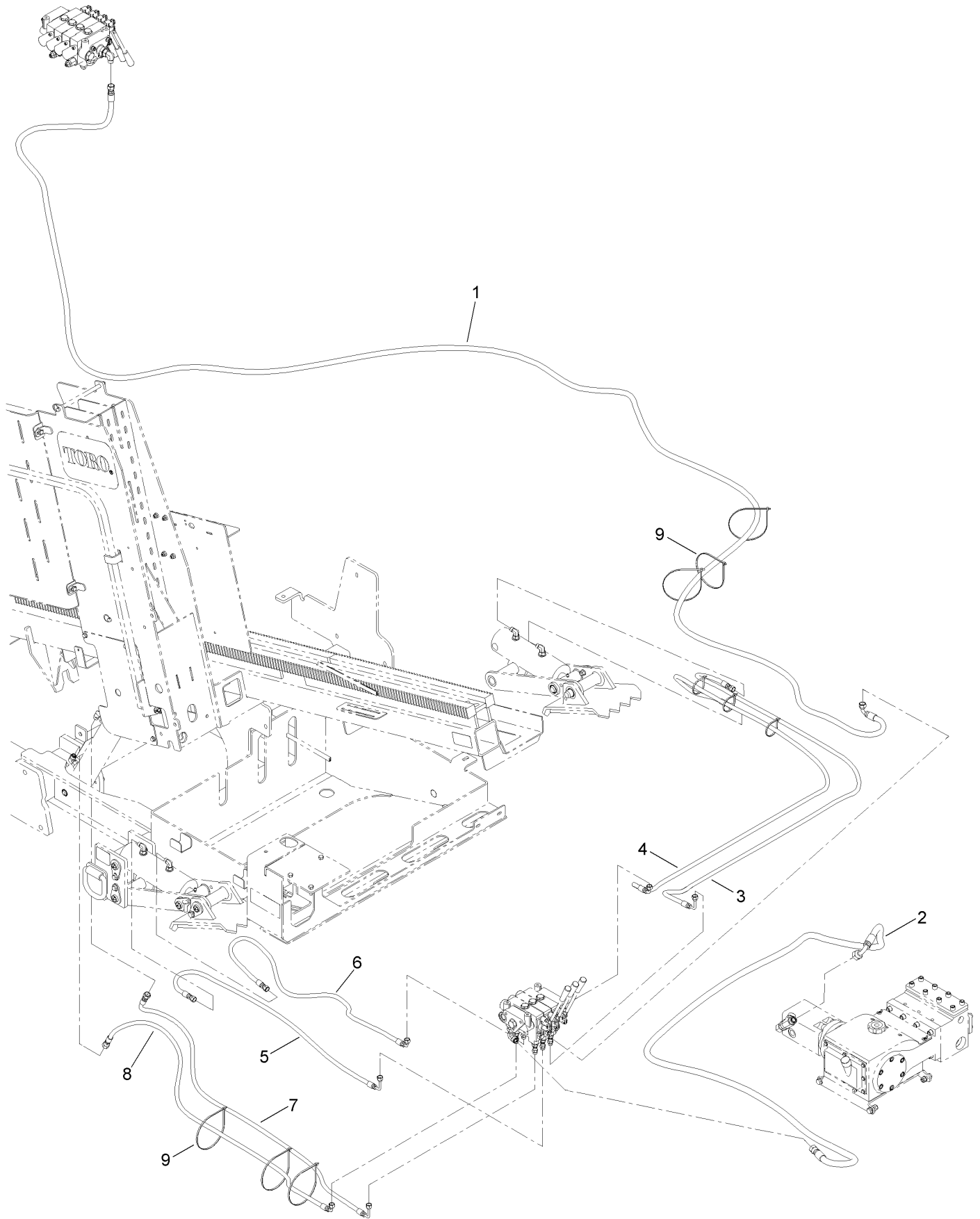
# Thrust Frame Hydraulic Hose Assembly No. 3



## Thrust Frame Hydraulic Hose Assembly No. 3 (continued)

<i>Ref.</i>	<i>Part Number</i>	<i>Qty.</i>	<i>Description</i>	<i>Ref.</i>	<i>Part Number</i>	<i>Qty.</i>	<i>Description</i>
1	127-0781	1	Hose ASM	7	127-0788	1	Hose ASM
2	127-0783	1	Hose ASM	8	127-0789	1	Hose ASM
3	127-0784	1	Hose ASM	9	127-0790	1	Hose ASM
4	127-0785	1	Hose ASM	10	127-0791	1	Hose ASM
5	127-0786	1	Hose ASM	11	3290-379	15	Tie-Cable
6	127-0787	1	Hose ASM				

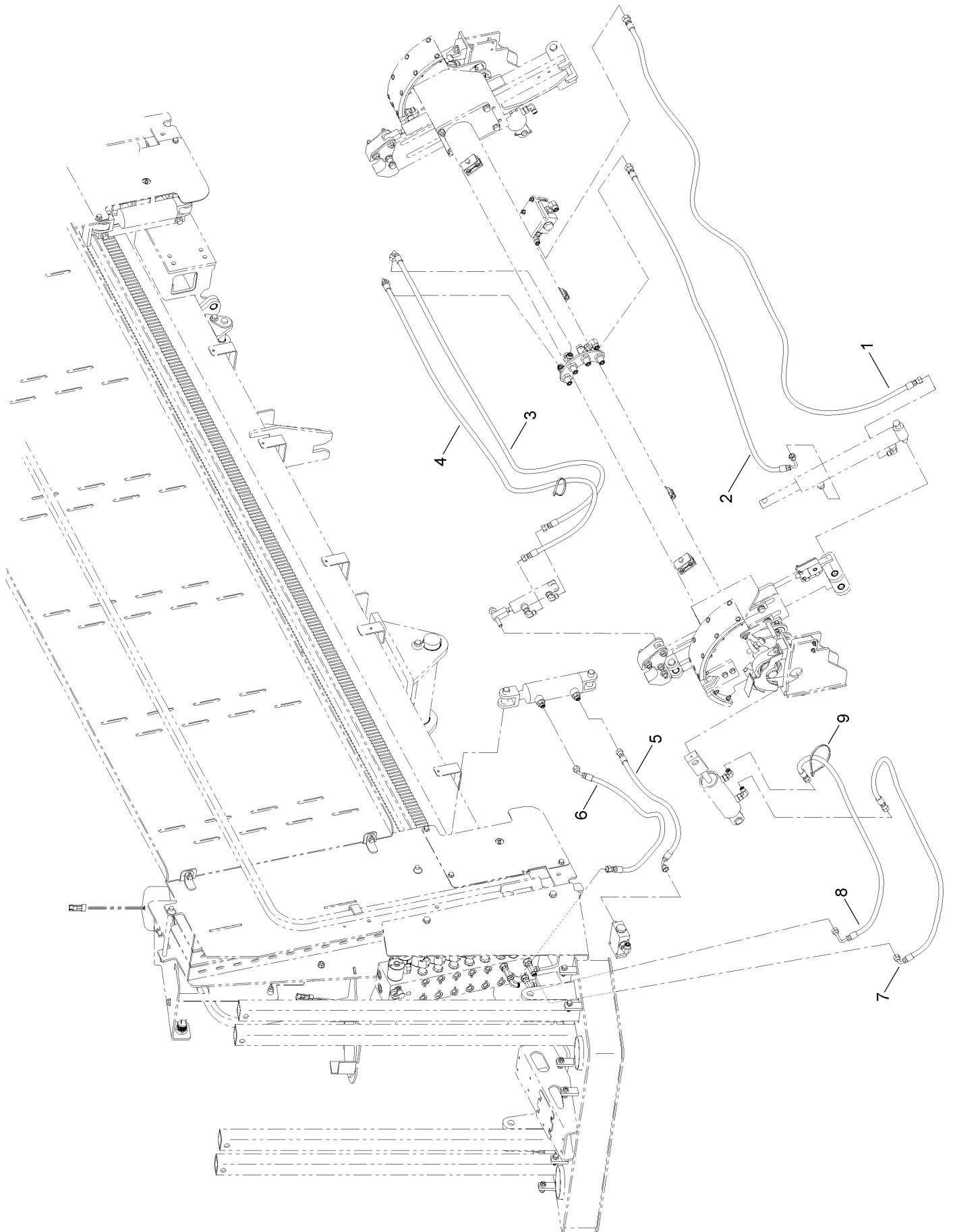
# Thrust Frame Hydraulic Hose Assembly No. 4



# Thrust Frame Hydraulic Hose Assembly No. 4 (continued)

<i>Ref.</i>	<i>Part Number</i>	<i>Qty.</i>	<i>Description</i>	<i>Ref.</i>	<i>Part Number</i>	<i>Qty.</i>	<i>Description</i>
1	127-0782	1	Hose ASM	6	127-0796	1	Hose ASM
2	127-0792	1	Hose ASM	7	127-0797	1	Hose ASM
3	127-0793	1	Hose ASM	8	127-0798	1	Hose ASM
4	127-0794	1	Hose ASM	9	3290-379	9	Tie-Cable
5	127-0795	1	Hose ASM				

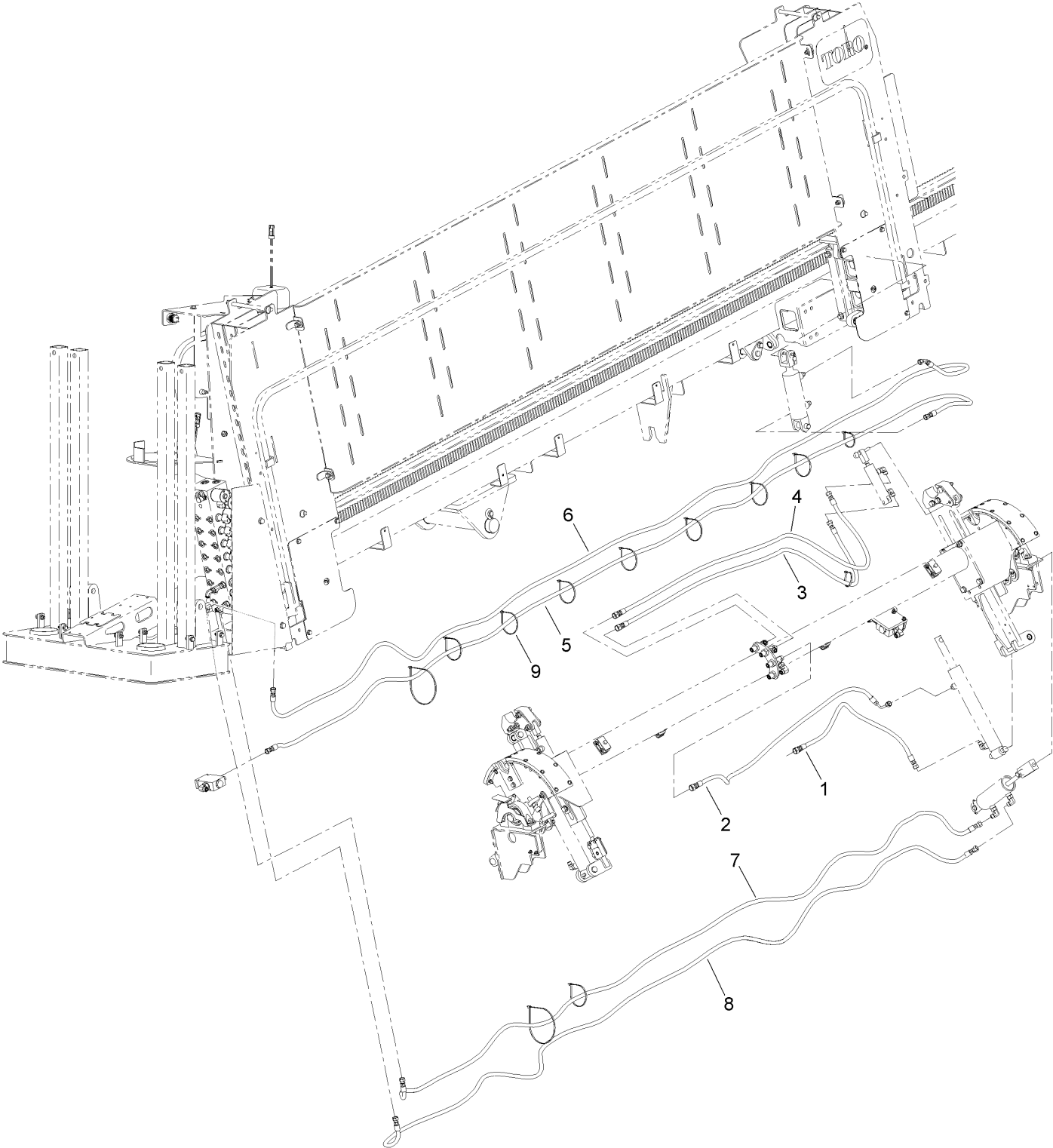
# Thrust Frame Hydraulic Hose Assembly No. 5



# Thrust Frame Hydraulic Hose Assembly No. 5 (continued)

<i>Ref.</i>	<i>Part Number</i>	<i>Qty.</i>	<i>Description</i>	<i>Ref.</i>	<i>Part Number</i>	<i>Qty.</i>	<i>Description</i>
1	127-0808	1	Hose ASM	6	127-0823	1	Hose ASM
2	127-0812	1	Hose ASM	7	127-0825	1	Hose ASM
3	127-0814	1	Hose ASM	8	127-0827	1	Hose ASM
4	127-0817	1	Hose ASM	9	3290-379	2	Tie-Cable
5	127-0820	1	Hose ASM				

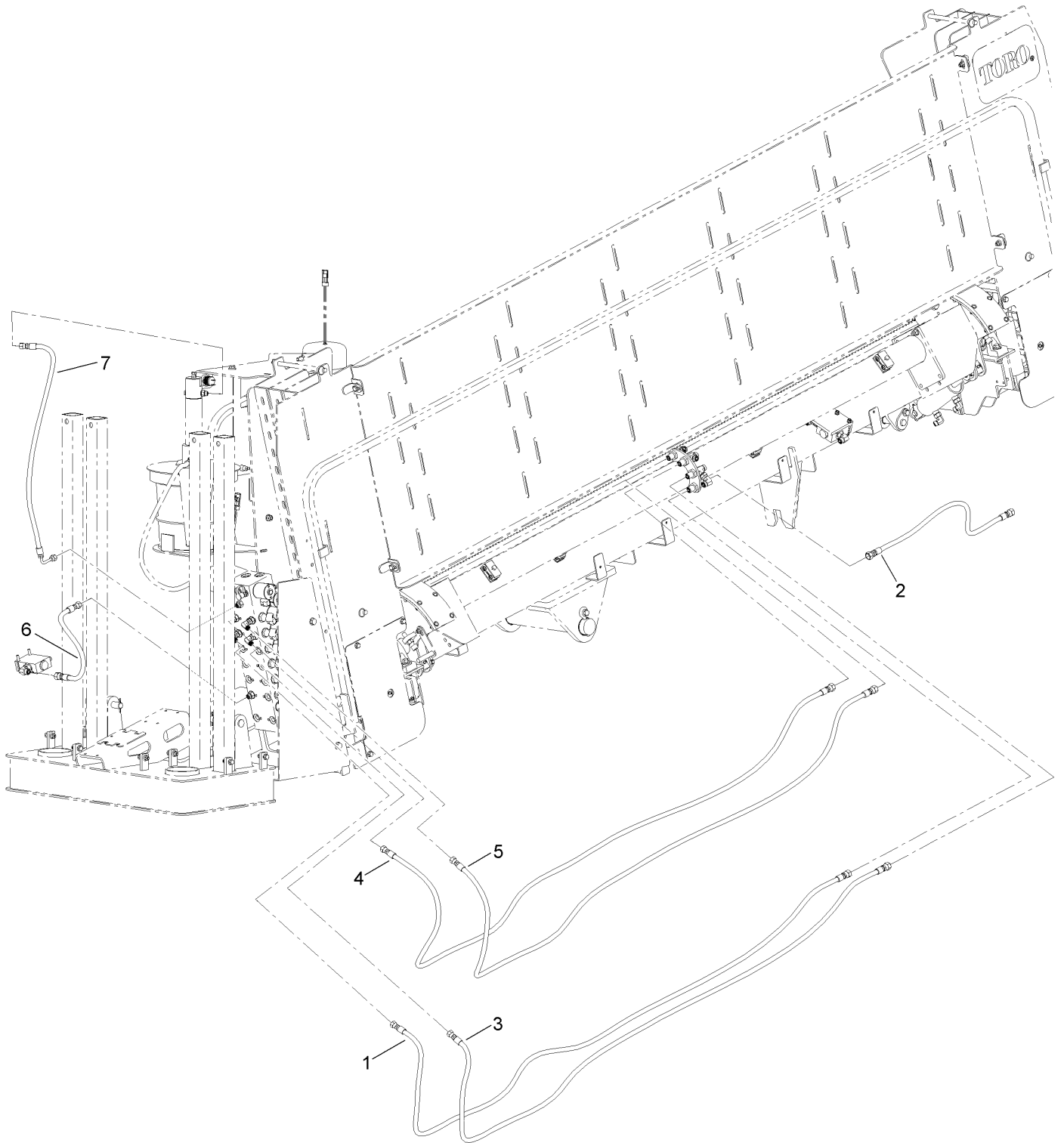
# Thrust Frame Hydraulic Hose Assembly No. 6



# Thrust Frame Hydraulic Hose Assembly No. 6 (continued)

<i>Ref.</i>	<i>Part Number</i>	<i>Qty.</i>	<i>Description</i>	<i>Ref.</i>	<i>Part Number</i>	<i>Qty.</i>	<i>Description</i>
1	127-0809	1	Hose ASM	6	127-0822	1	Hose ASM
2	127-0811	1	Hose ASM	7	127-0824	1	Hose ASM
3	127-0815	1	Hose ASM	8	127-0826	1	Hose ASM
4	127-0818	1	Hose ASM	9	3290-379	12	Tie-Cable
5	127-0821	1	Hose ASM				

# Thrust Frame Hydraulic Hose Assembly No. 7

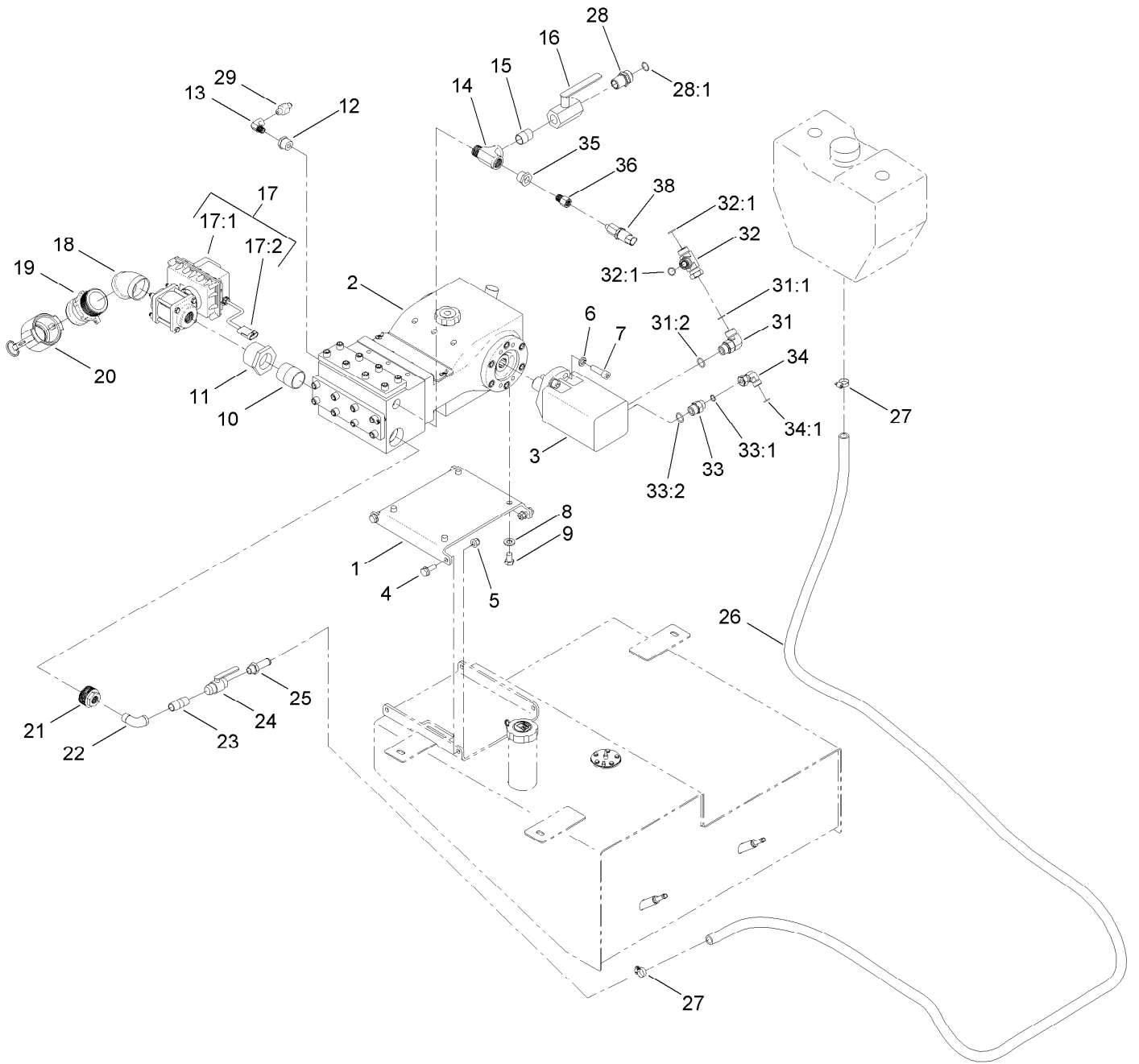


# Thrust Frame Hydraulic Hose Assembly No. 7 (continued)

<i>Ref.</i>	<i>Part Number</i>	<i>Qty.</i>	<i>Description</i>
1	127-0806	1	Hose ASM
2	127-0807	1	Hose ASM
3	127-0810	1	Hose ASM
4	127-0813	1	Hose ASM

<i>Ref.</i>	<i>Part Number</i>	<i>Qty.</i>	<i>Description</i>
5	127-0816	1	Hose ASM
6	127-0819	1	Hose ASM
7	127-0828	1	Hose ASM

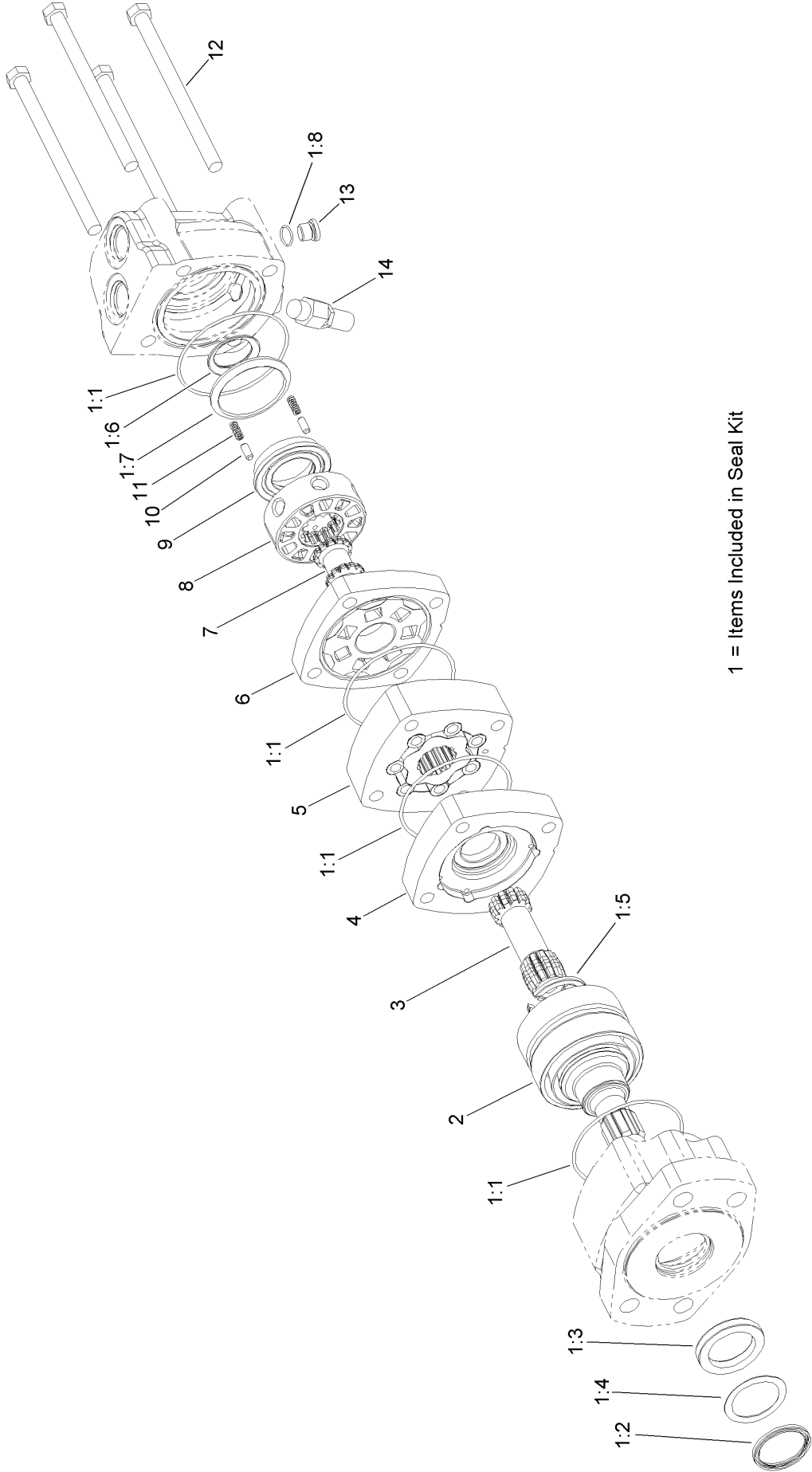
# Mud Pump and Valve Assembly



## Mud Pump and Valve Assembly (continued)

<i>Ref.</i>	<i>Part Number</i>	<i>Qty.</i>	<i>Description</i>	<i>Ref.</i>	<i>Part Number</i>	<i>Qty.</i>	<i>Description</i>
1	AU111010-03	1	Plate-Mount, Mud Pump	22	2811-9	1	Fitting-Elbow, 90 DEG
2	127-5314	1	Mud Pump ASM	23	AU221-1190	1	Nipple-Pipe
3	AU8HM24061	1	HYD Motor ASM	24	AU8HV21008	1	Valve-Ball
4	33105-030	4	Screw-HHF	25	AU113726	1	Adapter
5	103-9511	4	Nut-Lock, NI	26	125-4531	1	Hose-Coolant
6	3253-7	4	Washer-Lock	27	2412-119	2	Clamp-Hose, Worm Drive
7	AU864-12040	4	Screw-HSH	28	AU8OA11212	1	Fitting-Straight
8	106-9888	4	Washer-Flat	28:1	237-58	1	O-Ring
9	AU426-812	4	Bolt-Hex Head	29	AU8QD55204	1	Nipple-Quick Disconnect
10	AU65-CI-1988	1	Nipple-Pipe	31	340-17	1	Fitting-HYD, 90 DEG
11	AU65-CI-1747	1	Bushing-Reducer	31:1	237-65	1	O-Ring
12	AU221-91	1	Bushing-Reducer	31:2	237-80	1	O-Ring
13	AU8PE48004	1	Fitting-Elbow, 90	32	340-147	1	Fitting-HYD, Tee
14	AU0PT40003	1	Fitting-Tee	32:1	237-65	2	O-Ring
15	AU221-1211	1	Nipple-Straight	33	1-603779	1	Fitting
16	AU8HV23012	1	Valve-Ball	33:1	237-30	1	O-Ring
17	AU6HV29033	1	2 Inch Ball Valve ASM (Electric)	33:2	237-80	1	O-Ring
17:1	AU8HV29033	1	Water Shutoff Valve ASM	34	94-6031	1	Fitting-HYD
17:2	AU8EC92203	1	Connector-Male, 3-Way (Body Only)	34:1	237-30	1	O-Ring
18	AU8PE15032	1	Elbow-Pipe, 45 DEG	35	AU221-92	1	Bushing-Reducer
19	AU110378	1	Adapter-Male	36	AU8SA20606	1	Fitting-Straight
20	AU110379	1	Cap-Disconect, Quick	38	125-6578	1	Transducer-6000 Psi (W/Isolator)
21	AU8PB12408	1	Bushing-Pipe, Reducer				

# Hydraulic Motor Assembly No. AU8HM24061

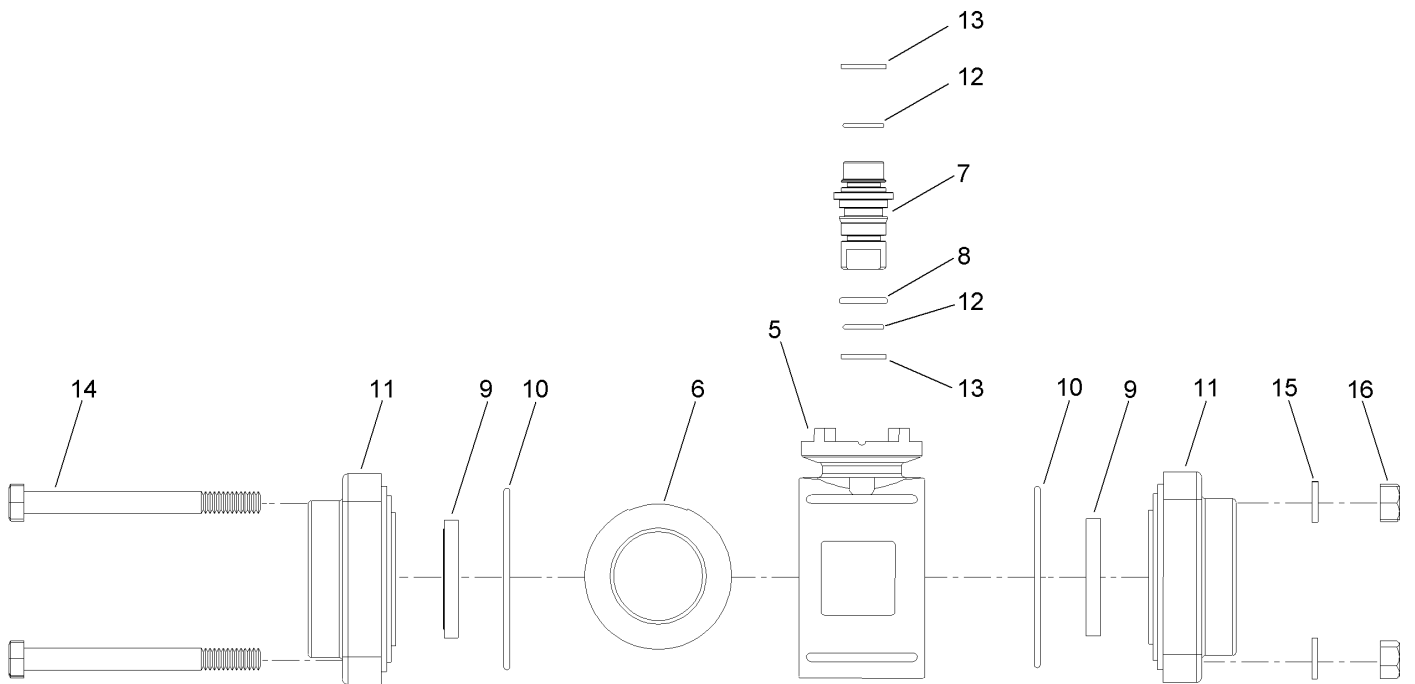
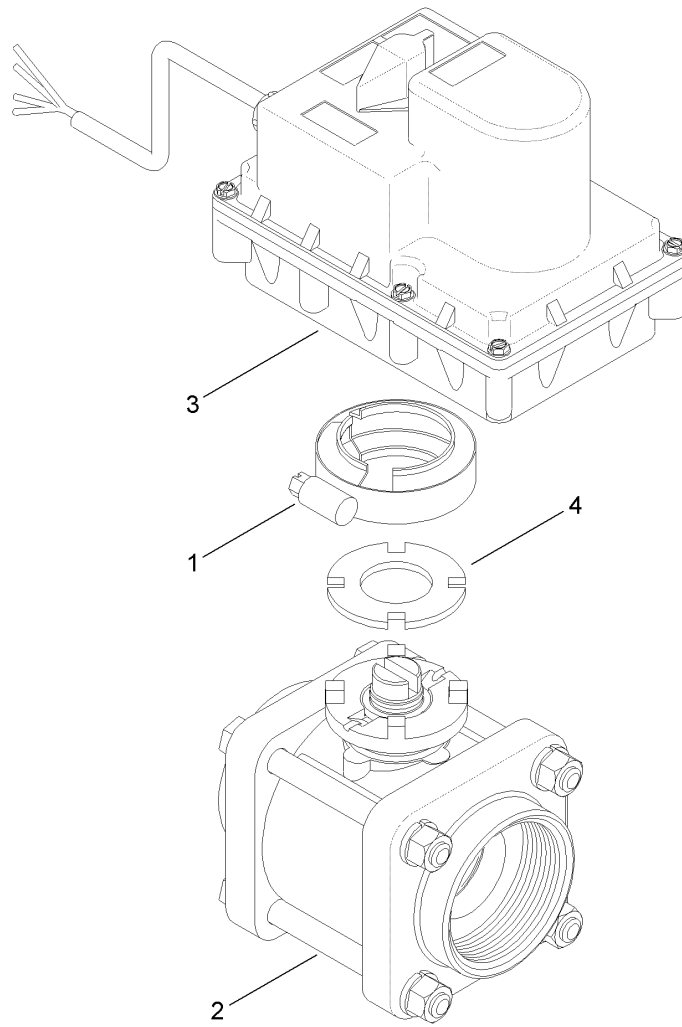


# Hydraulic Motor Assembly No. AU8HM24061 (continued)

<i>Ref.</i>	<i>Part Number</i>	<i>Qty.</i>	<i>Description</i>	<i>Ref.</i>	<i>Part Number</i>	<i>Qty.</i>	<i>Description</i>
1	56-6890	1	Seal Kit	4		1	Plate-Wear ●
1:1		4	O-Ring ●	5		1	Geroler Sub ASM ●
1:2		1	Seal-Exclusion, Shaft ●	6		1	Plate-Valve ●
1:3		1	Seal-Shaft ●	7	36-6260	1	Drive-Valve
1:4		1	Ring-Back-Up ●	8		1	Valve ●
1:5		1	Seal-Face, Shaft ●	9	105-8147	1	Plate-Balancing
1:6		1	Seal-Face, Inner ●	10	105-8148	2	Pin
1:7		1	Seal-Face, Outer ●	11	33-3410	2	Spring
1:8		1	O-Ring ●	12	92-6075	4	Bolt
2		1	Shaft Sub ASM ●	13	33-3580	1	Plug ASM
3	105-8145	1	Drive	14	AU126292	1	Sensor-Speed

● Not serviced separately

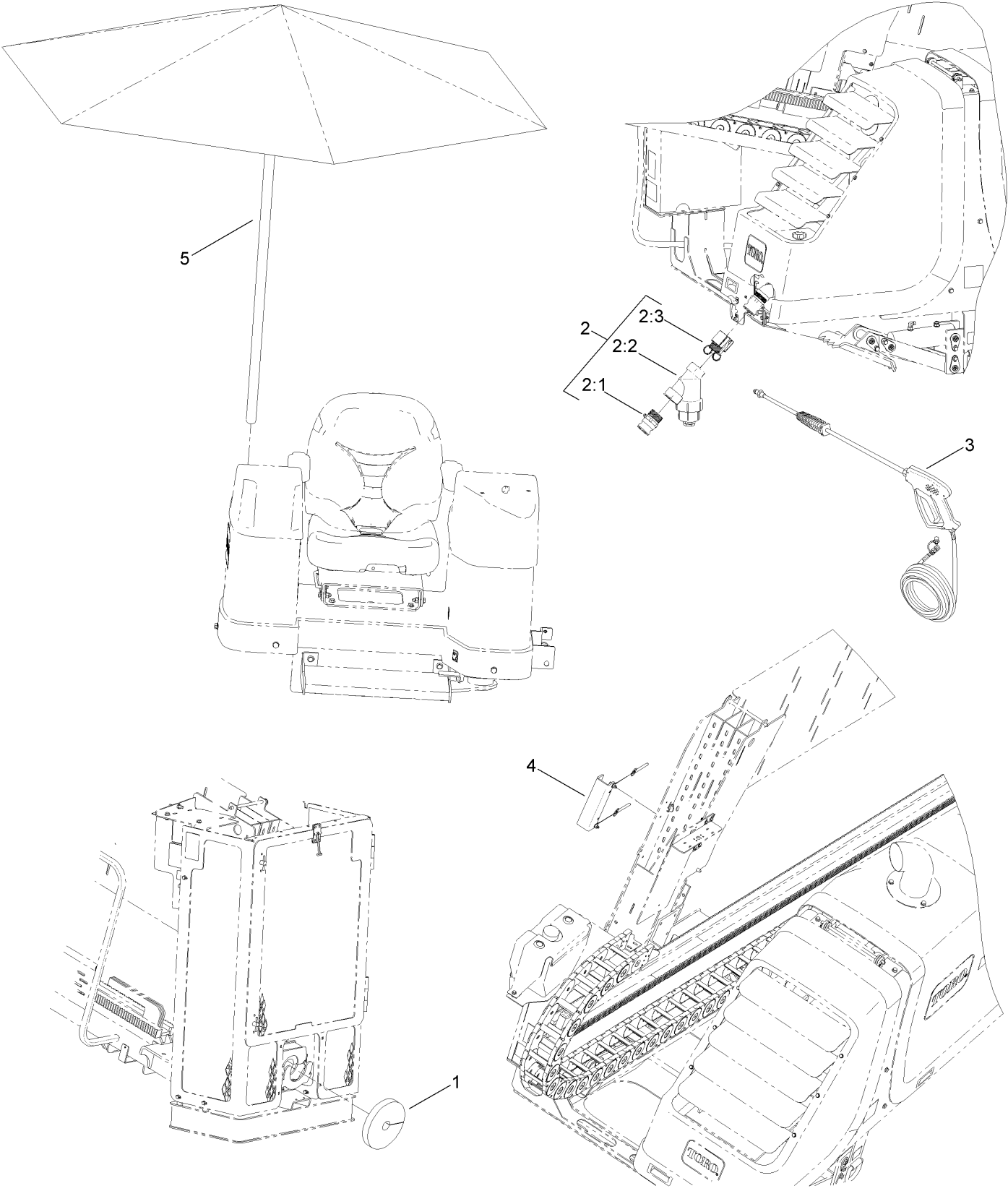
# Water Shutoff Valve No. AU8HV29033



## Water Shutoff Valve No. AU8HV29033 (continued)

<i>Ref.</i>	<i>Part Number</i>	<i>Qty.</i>	<i>Description</i>	<i>Ref.</i>	<i>Part Number</i>	<i>Qty.</i>	<i>Description</i>
1	AU114153	1	Clamp-Flange	9	AU114161	2	Seat-Valve
2	AU114154	1	Valve	10	AU114162	2	O-Ring
3	AU114155	1	Motor	11	AU114163	2	Plate-End
4	AU114156	1	Filter	12	AU114164	2	O-Ring
5	AU114157	1	Body-Valve	13	AU114165	2	Seal-Valve
6	AU114158	1	Ball-Hollow	14	98-5961	4	Screw-HH
7	AU114159	1	Stem-Valve	15	3253-21	4	Washer-Lock
8	AU114160	1	O-Ring	16	146211	4	Nut

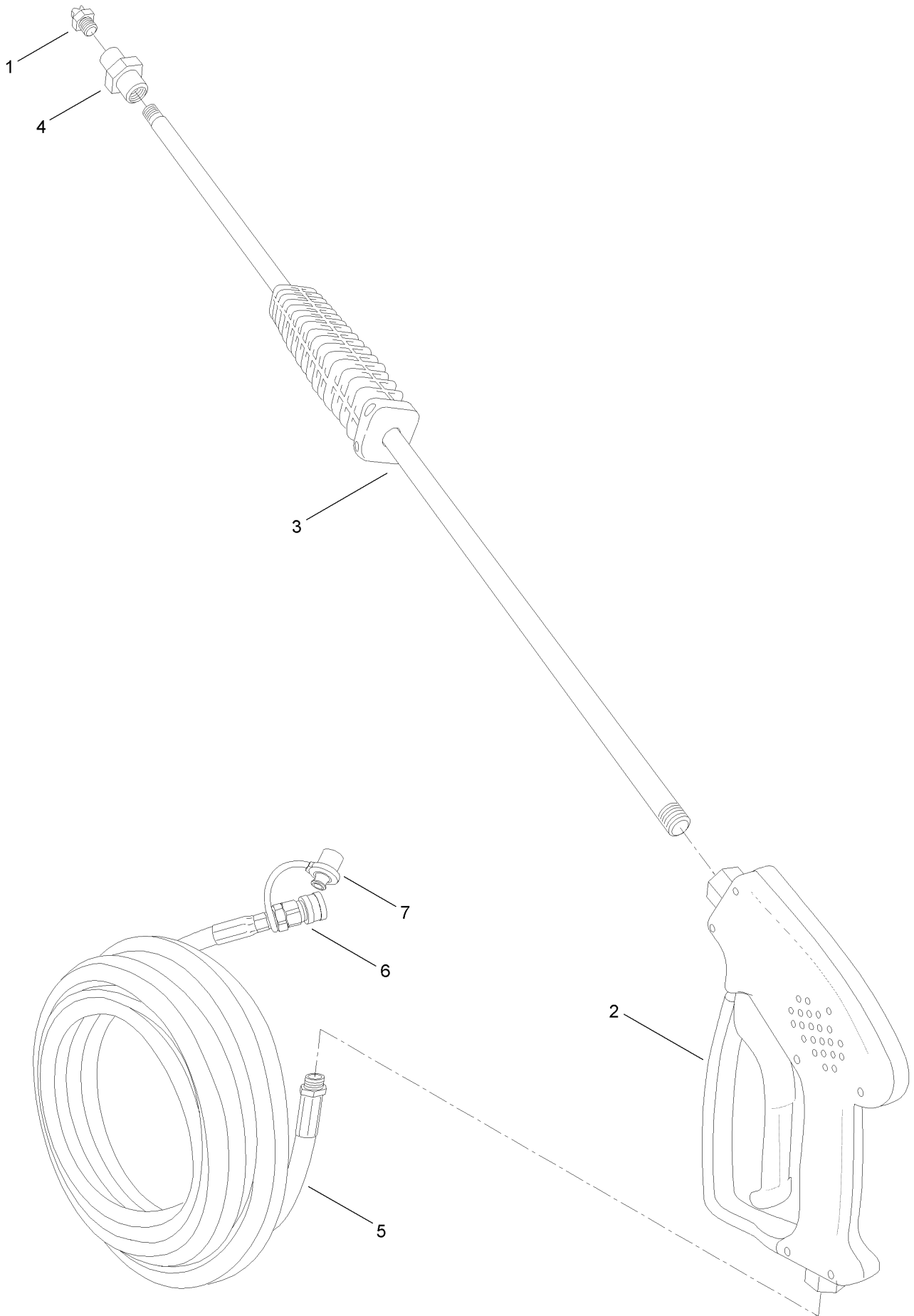
# Wash Wand, Umbrella, Cylinder Lockout, Strainer and Split Wiper Assembly



## Wash Wand, Umbrella, Cylinder Lockout, Strainer and Split Wiper Assembly (continued)

<i>Ref.</i>	<i>Part Number</i>	<i>Qty.</i>	<i>Description</i>	<i>Ref.</i>	<i>Part Number</i>	<i>Qty.</i>	<i>Description</i>
1	AU01DT0018	1	Wiper-Pipe, 1.87 Special-Split	2:3	AU8CH21332	1	Fitting-Camlok, 2 Inch (Female)
2	AU32GB1215	1	2 Inch Strainer Kit	3	127-0991	1	Wash Down Wand ASM
2:1	AU110378	1	Adapter-Male	4	AU114335	1	Cylinder Lockout ASM
2:2	AU8FL10017	1	Y-Strainer, 2 NPTF (6 Mesh Screen)	5	127-5273	1	Umbrella-Toro

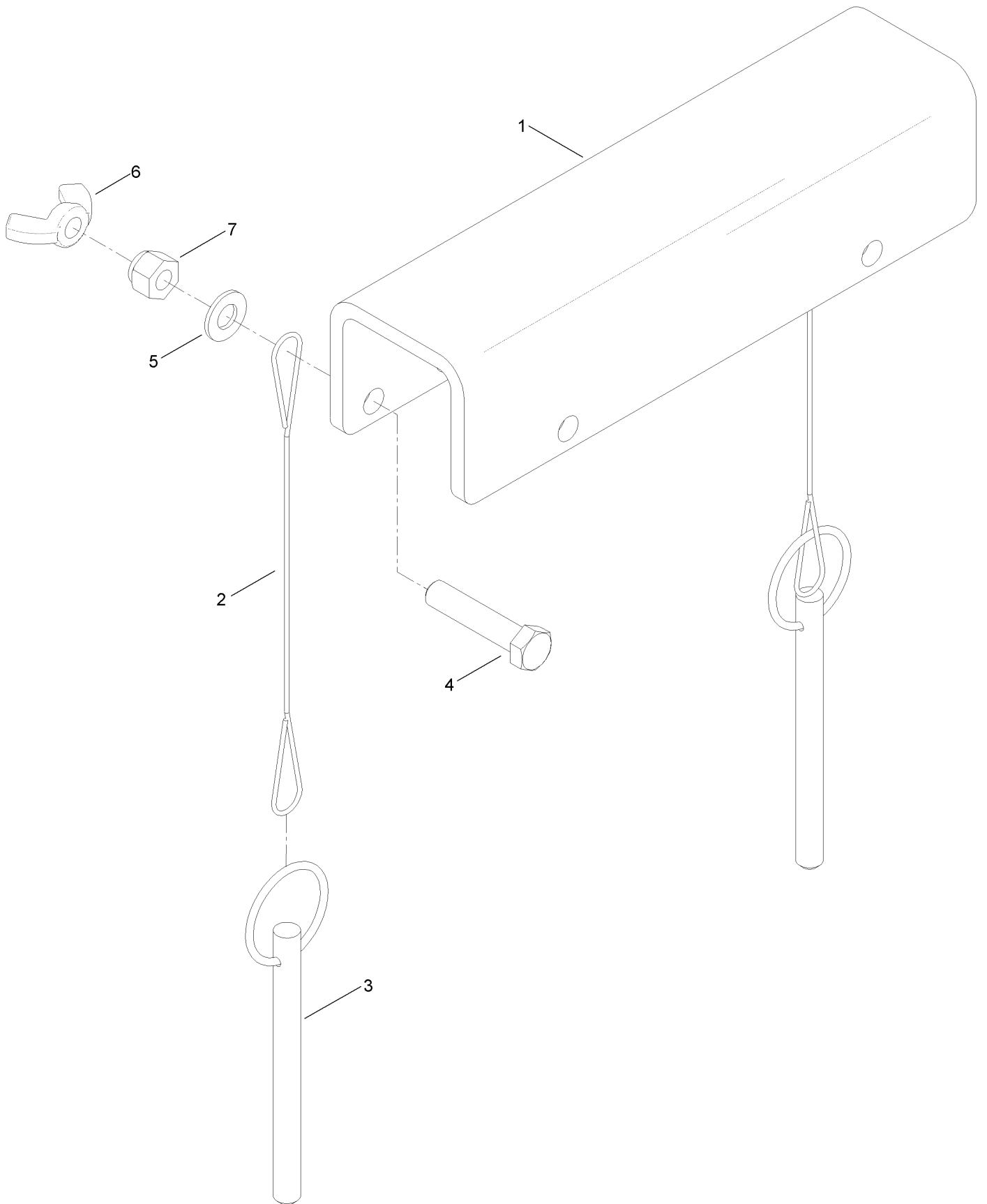
# Wash Down Wand Assembly No. 127-0991



## Wash Down Wand Assembly No. 127-0991 (continued)

<i>Ref.</i>	<i>Part Number</i>	<i>Qty.</i>	<i>Description</i>	<i>Ref.</i>	<i>Part Number</i>	<i>Qty.</i>	<i>Description</i>
1	AU20MC8512	1	Nozzle-Spray	5	AU126046	1	Hose-HYD
2	AU40MP8018	1	Gun-Spray	6	AU8QD52204	1	Coupler-Quick Disconnect
3	AU40MP8019	1	Lance	7	125-6145	1	Cap-Dust
4	AU8PC40004	1	Coupling-Pipe				

# Cylinder Lockout Assembly No. AU114335



# Cylinder Lockout Assembly No. AU114335 (continued)

<i>Ref.</i>	<i>Part Number</i>	<i>Qty.</i>	<i>Description</i>	<i>Ref.</i>	<i>Part Number</i>	<i>Qty.</i>	<i>Description</i>
1	AU112723-01	1	Plate-Tilt Cylinder Lockout	5	3256-45	2	Washer-Flat
2	AU114334	2	Lanyard-Pin Tether	6	1-543678	2	Wingnut
3	AU109760	2	Pin-Retaining	7	3296-39	2	Nut-Lock, NI
4	323-9	2	Screw-HH				

# Attachments and Accessories

## For 23800 2024 Directional Drill

<b>Product Name</b>	<b>Model/Part</b>
Oil-Bottle, 20 Oz. ....	105-8562
Premium All Season Hydraulic Fluid (5 Gallon Pail).....	108-1178
Premium All Purpose Grease (Tube) .....	108-1190
Premium Engine Oil SAE 30 (Drum) .....	108-1196
Premium Engine Oil SAE 30 (Pail).....	108-1197
Premium All Season Gear Lube (Quart) .....	108-1590
Premium Heavy Duty All Season Gear Lube (Quart) .....	108-1591
Engine Oil Filter .....	115-8868
Filter-Engine, Air Safety.....	115-8877
Filter-Engine, Air Primary.....	115-8887
Premium Engine Oil 15w40 (5 Gallon Pail) .....	121-6395
Oil-15w40 (1 Quart) .....	127-3244
Filter-Tank, Hydraulic.....	127-5328
Dirt Stakes .....	23802E
Rock Stakes .....	23804E
40-count Drill Pipe .....	23806E
Air Hammer Adapter Kit.....	23808E
Summer Oil - Case of 24, 20-Ounce Bottles .....	38916
250 Hour Preventive Maintenance Parts Kit .....	AU116341
Filter-Hydraulic, Charge.....	AU8FL20024-1
Filter-Fuel .....	AU8NG10019-23
Filter-Inline Fuel.....	AU8NG10019-24

**Notes:**



**Count on it.**