



**Count on it.**

**Parts Catalog**

**Z Master® Professional 7000  
Series Riding Mower With 52in  
TURBO FORCE® Side Discharge  
Mower**

Model No. 74266—Serial No. 315000001 and Up



# Ordering Replacement Parts

To order replacement parts, please supply the part number, the quantity, and the description of each part desired.

## Understanding Reference Numbers

Each identified part in an illustration has a reference number. The reference number for a part also appears in the parts list, along with other information about the part.

This catalog uses two special reference number formats, one to indicate parts in a service assembly and another to indicate the quantity of a given part in an illustration.

## Service Assembly Reference Numbers

Parts in service assemblies have reference numbers in the form a:b. The a represents the reference number of the entire service assembly and the b represents a sequential number unique to each part within the service assembly.

For example, a wheel assembly might be identified by reference number 6, the tire by 6:1, the valve by 6:2, and the wheel by 6:3. When you order the assembly identified by reference number 6, you receive all parts identified by reference numbers 6:1, 6:2, and 6:3. However, you may also order any part individually. Reference numbers of this type appear in illustration and in parts lists.

## Reference Numbers Indicating Quantity

In an illustration, if a reference number indicates more than one part, the reference number has the form nX y. The n represents the quantity of the part, the X is the multiplication symbol, and the y represents the reference number.

For example, in an illustration, the reference number 2X 37 means that two of the parts identified by reference number 37 are indicated.

# List of Abbreviations

**AR:** as required

**ASM:** assembly

**BBC:** blade brake control

**BHTF:** button head thread forming

**CARR:** carriage

**CCW:** counter clockwise

**CW:** clockwise

**DEG:** degrees

**DPA:** Dual Point Adjustment

**ECM:** electronic control module

**EXT:** external

**FH:** flat head

**GA:** gauge

**HD:** heavy-duty

**HF:** hex flange

**HH:** hex head

**HHF:** hex head flange

**HHFTF:** hex head flange thread forming

**HJ:** hex jam

**HLH:** hex lag head

**HOC:** height-of-cut

**HP:** high pressure

**HSBH:** hex socket button head

**HSFH:** hex socket flat head

**HSH:** hex socket head

**HWH:** hex washer head

**HWHTF:** hex washer head thread forming

**HYD:** hydraulic

**LH:** left hand

**LP:** low pressure

**LPG:** Liquefied Petroleum Gas

**NI:** nylon insert

**NPTF:** national pipe thread fine

**PFH:** phillips flat head

**PPH:** phillips pan head

**PPHTF:** phillips pan head thread forming

**PRH:** phillips round head

**PTH:** phillips truss head

**PTO:** power-take-off

**RH:** right hand

**ROPS:** roll-over protection system

**RRB:** rear roller brush

**SFH:** slotted fillister head

**SHH:** slotted hex head

**SHWH:** slotted hex washer head

**SPH:** slotted pan head

**SQH:** square head

**SRH:** slotted round head

**STD:** standard

**TAP:** self tapping

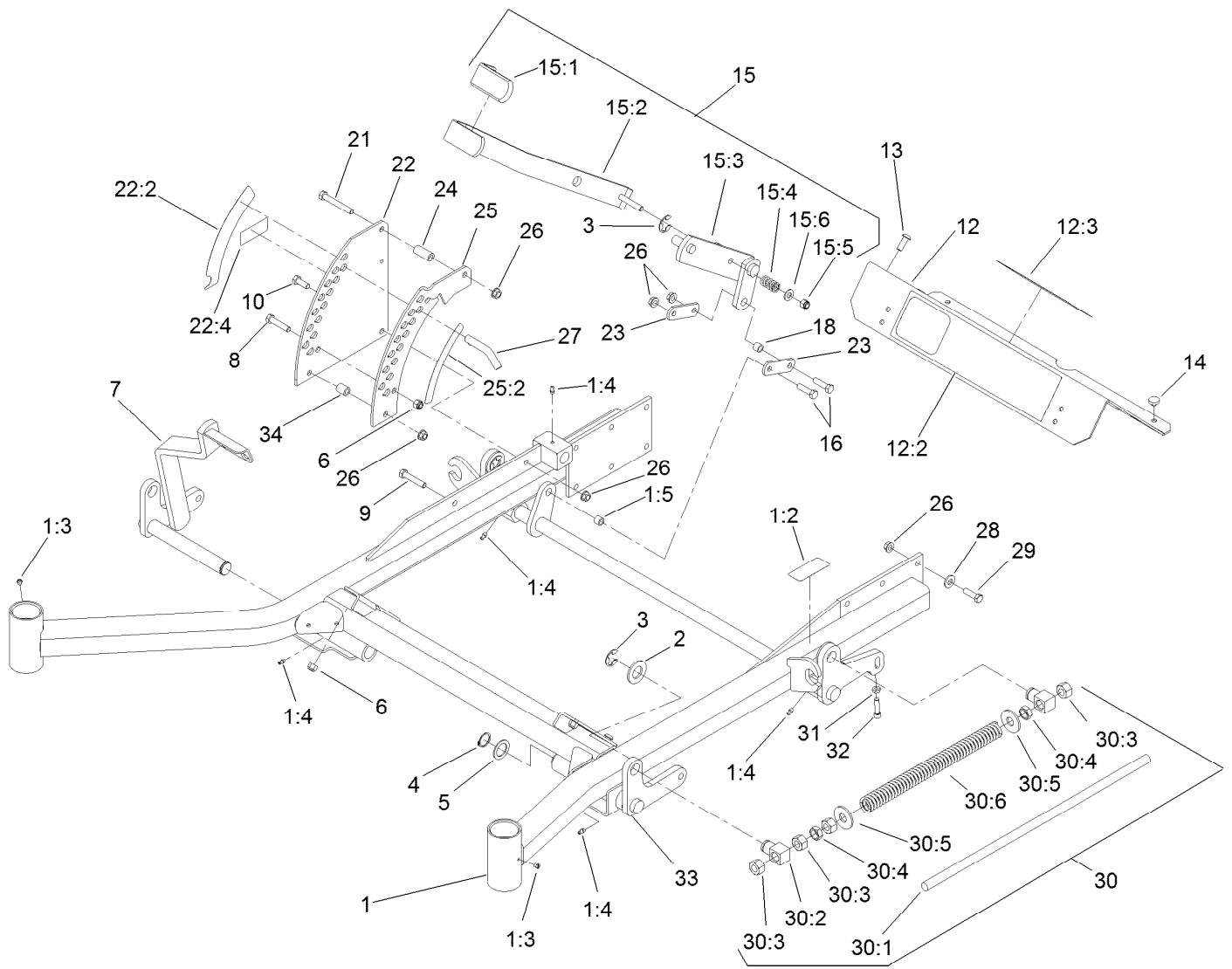
**TTH:** torx truss head

# Contents

Front Frame Assembly	5
Caster Wheel and Fork Assembly	7
Traction Frame and Floor Pan Assembly	8
Seat and Roll-Over Protection System Assembly	9
Seat Assembly No. 125-3107	10
Roll-Over Protection System Assembly No. 117-3866	11
Main Frame and Rear Wheel Assembly	12
Hydro Control Assembly	14
Engine, Exhaust and Air Intake Assembly	15
Air Cleaner Assembly No. 93-2190	16
Hydro and Gearbox Assembly	17
Gearbox Assembly No. 107-9887	19
Hydraulic Tank, Pump and Motor Assembly	20
Tandem Pump Assembly No. 107-9885	22
Hydraulic Motor Assembly No. 112-8357 (CCW)	23
Hydraulic Motor Assembly No. 112-8358 (CW)	24
Hydraulic Hose Assembly	25
Fuel System and Throttle Control Assembly	26
Fuel Line Assembly	28
Engine Housing Assembly	29
Cooling System Assembly	31
Hood Assembly	32
Deck Connection Assembly	33
Deck Assembly	34
Spindle Assembly No. 119-8560	36
Deck Decal Assembly No. 114-4473	37
Rubber Deflector Assembly No. 108-2792	38
Electrical Assembly	39
Crankcase Assembly	41
Oil Pan, Oil Pump and Dipstick Assembly	42
Cylinder Head Assembly	43
Gear Case and Oil Filter Cartridge Assembly	44
Cylinder Head Cover Assembly	45
Main Bearing Case Assembly	46
Camshaft and Idle Gear Shaft Assembly	47
Piston and Crankshaft Assembly	48
Fuel Camshaft Assembly	49
Idle Apparatus Assembly	50
Stop Solenoid and Fuel Pump Cover Assembly	51
Injection Pump Assembly	52
Governor Assembly	53
Speed Control Plate Assembly	54
Nozzle Holder and Glow Plug Assembly	55
Nozzle Holder Assembly	56
Alternator and Pulley Assembly	58
Alternator Components Assembly	59
Starter and Flywheel Assembly	60
Starter Component Assembly	61
Water Flange and Thermostat Assembly	62
Water Pump and Water Pipe Assembly	63
Valve and Rocker Arm Assembly	64
Inlet and Exhaust Manifold Assembly	65
Miscellaneous Engine Parts	66
Upper Engine Gasket Kit	67

# Contents (continued)

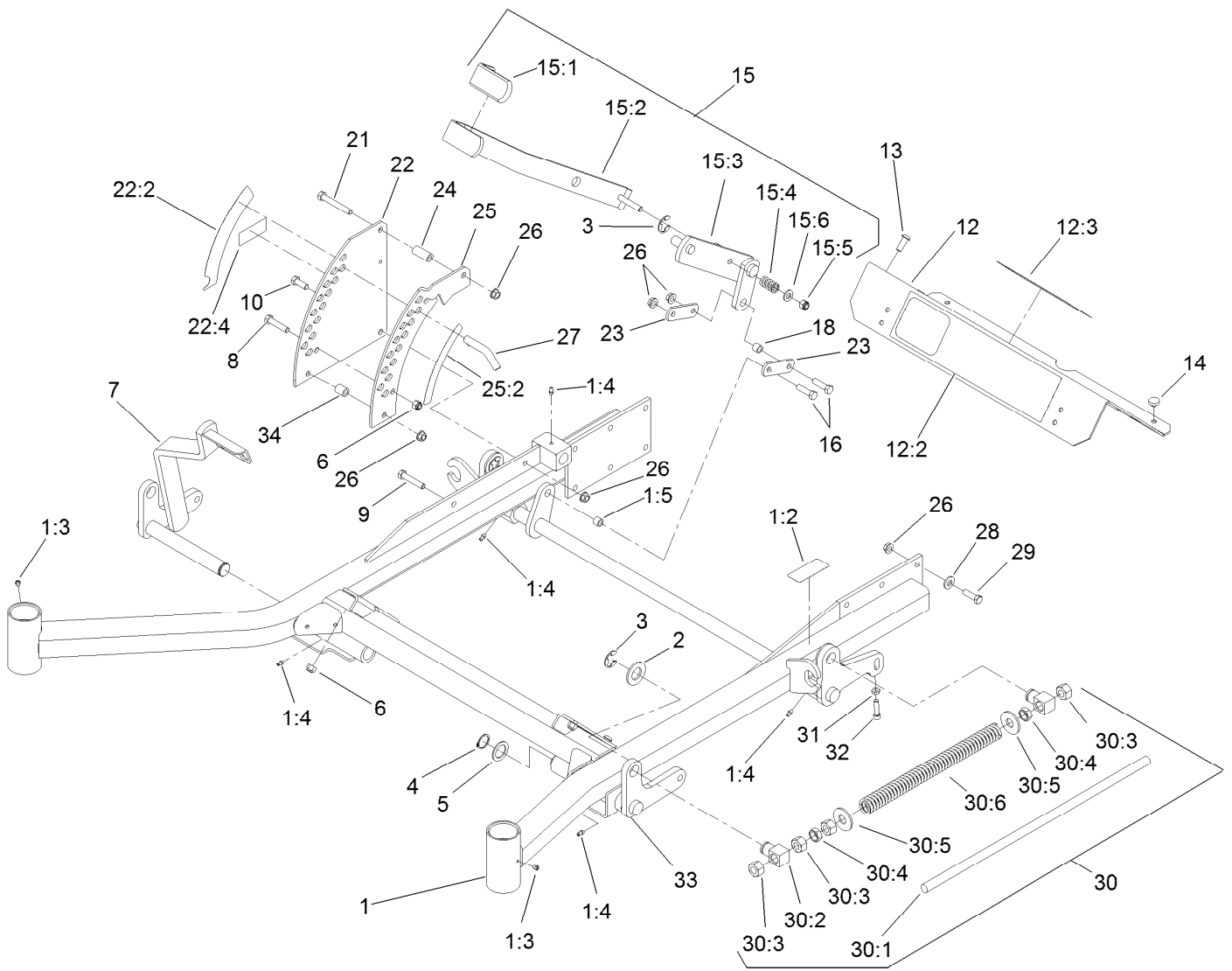
Lower Engine Gasket Kit ..... 68  
Attachments and Accessories ..... 69



## Front Frame Assembly

Ref.	Part Number	Qty.	Description	Ref.	Part Number	Qty.	Description
1	106-8978	1	Frame ASM	14	1-513658	2	Bumper
1:2	107-3968	1	Decal-Brake, Parking	15	110-5860	1	Deck Lift Handle ASM
1:3	1-811010	2	Plug	15:1	1-633295	1	Grip-Lever, Lift
1:4	302-19	5	Fitting-Grease	15:2	103-2083-03	1	Lever-Lift
1:5	103-1918	1	Bushing	15:3	103-2064-03	1	Arm-Lift, Deck
2	3256-29	4	Washer-Flat	15:4	1-633325	1	Spring-Compression
3	32151-103	5	Ring-Retaining, EXT	15:5	3296-39	1	Nut-Lock, NI
4	32151-29	2	Ring-Retaining	15:6	3256-24	1	Washer-Flat
5	1-523157	2	Washer-Spacer	16	323-29	2	Screw-HH
6	3296-39	5	Nut-Lock, NI	18	103-1918	1	Bushing
7	108-7786-01	1	Lift-Deck, RH Front	21	323-11	1	Screw-HH
8	323-9	1	Screw-HH	22	117-0366	1	Plate-HOC, Outer
9	323-10	1	Screw-HH	22:2	107-1860	1	Decal-Height, Deck
10	323-6	1	Screw-HH	22:4	117-2718	1	Decal-Arrester, Spark
12	107-3976	1	Footrest	23	1-633068	2	Arm-Lift, Deck
12:2	121-7558	1	Decal	24	1-633082	1	Bushing-Lever, Lift
12:3	107-1866	1	Decal-Danger, Slope	25	117-0369	1	Plate-HOC, Inner
13	3274-94	4	Screw-HSBH	25:2	107-1861	1	Decal-Height, Deck

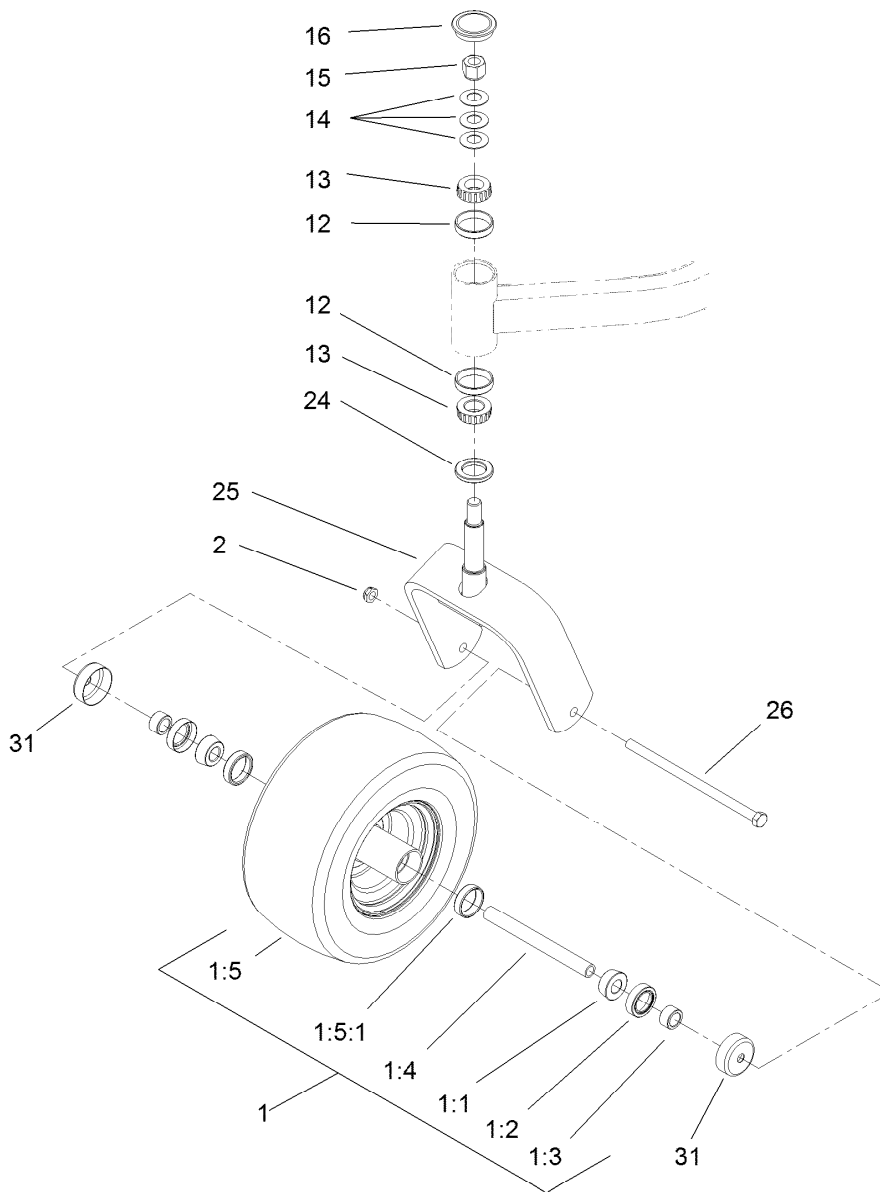
● Not serviced separately



## Front Frame Assembly (continued)

Ref.	Part Number	Qty.	Description	Ref.	Part Number	Qty.	Description
26	3290-357	17	Nut-HHF, Whiz	30:4	3218-6	2	Nut-Jam
27	109-8757	1	Pin-HOC	30:5	3256-7	2	Washer-Flat
28	98-5975	12	Washer-Belleville	30:6	1-633064	1	Spring-Support, Deck
29	323-7	12	Screw-HH	31	3218-2	2	Nut-Jam
30		2	Front Frame Spring ASM ●	32	3274-18	2	Screw-HSH
30:1	1-633096	1	Rod-Lift, Deck	33	106-8984-01	1	Lift-Deck, LH
30:2	1-633441	2	Swivel-Deck Mount, Rear	34	1-633080	1	Bushing-Lever, Lift
30:3	3217-11	4	Nut-Hex				

● Not serviced separately

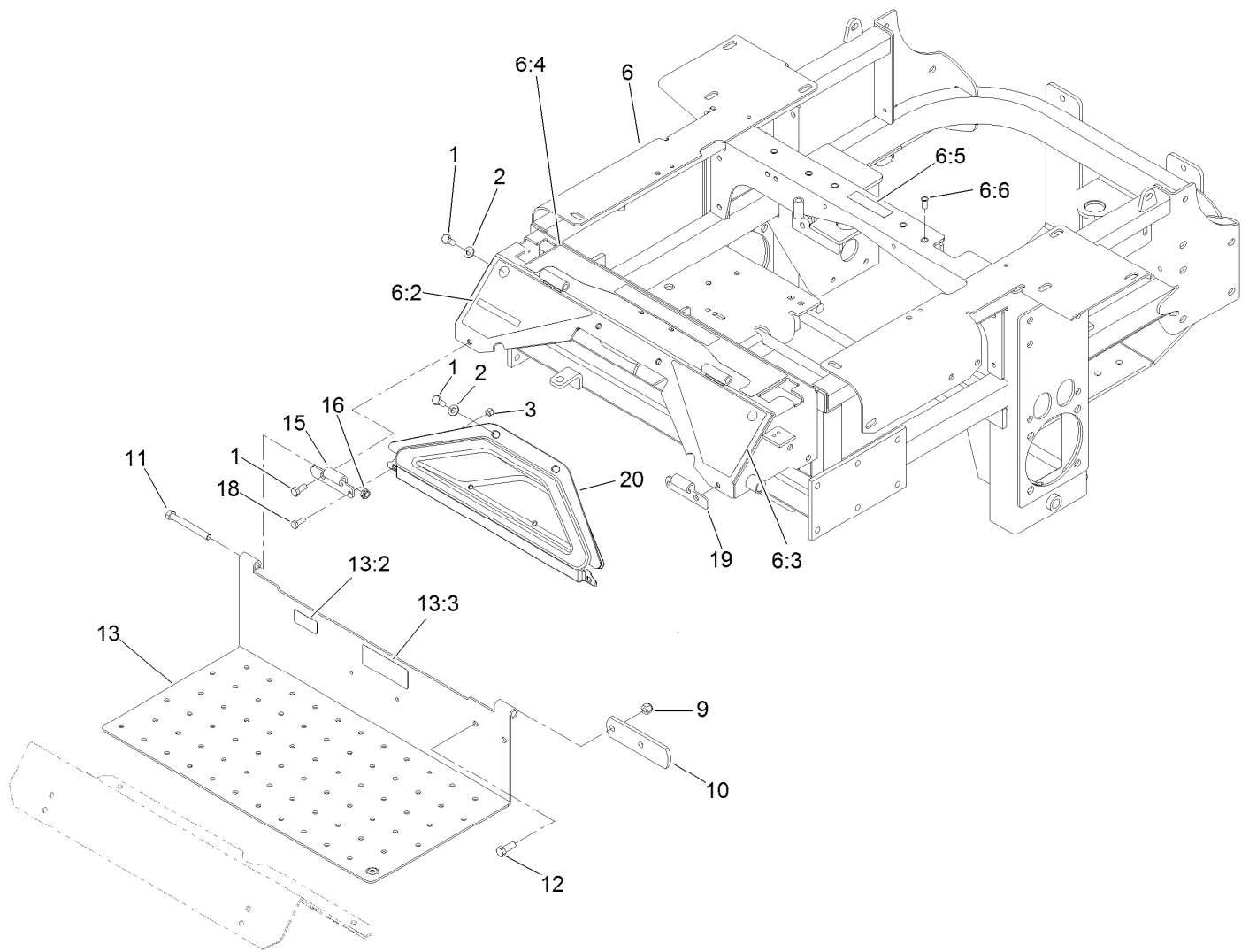


## Caster Wheel and Fork Assembly

Ref.	Part Number	Qty.	Description	Ref.	Part Number	Qty.	Description
1	127-9526	2	Wheel And Bearing ASM	13	254-94	4	Bearing-Cone, Tapered
1:1	1-633585	2	Bearing-Cone, Taper	14	1-633508	6	Washer-Bellville
1:2	103-0063	2	Seal-Caster	15	3296-51	2	Nut-Lock, NI
1:3	103-3051	2	Spacer-Nut ■	16	103-4882	2	Cap-Grease
1:4	103-5156	1	Axle-Caster	24	116-5647	2	Seal-Grease
1:5		1	Wheel And Tire ASM ●	25	116-6705-01	2	Caster
1:5:1	1-633584	1	Bearing-Cup	26	325-24	2	Screw-HH
2	3296-23	2	Nut-Lock, NI	31	103-2768	4	Guard-Seal
12	254-72	4	Bearing-Cup, Tapered				

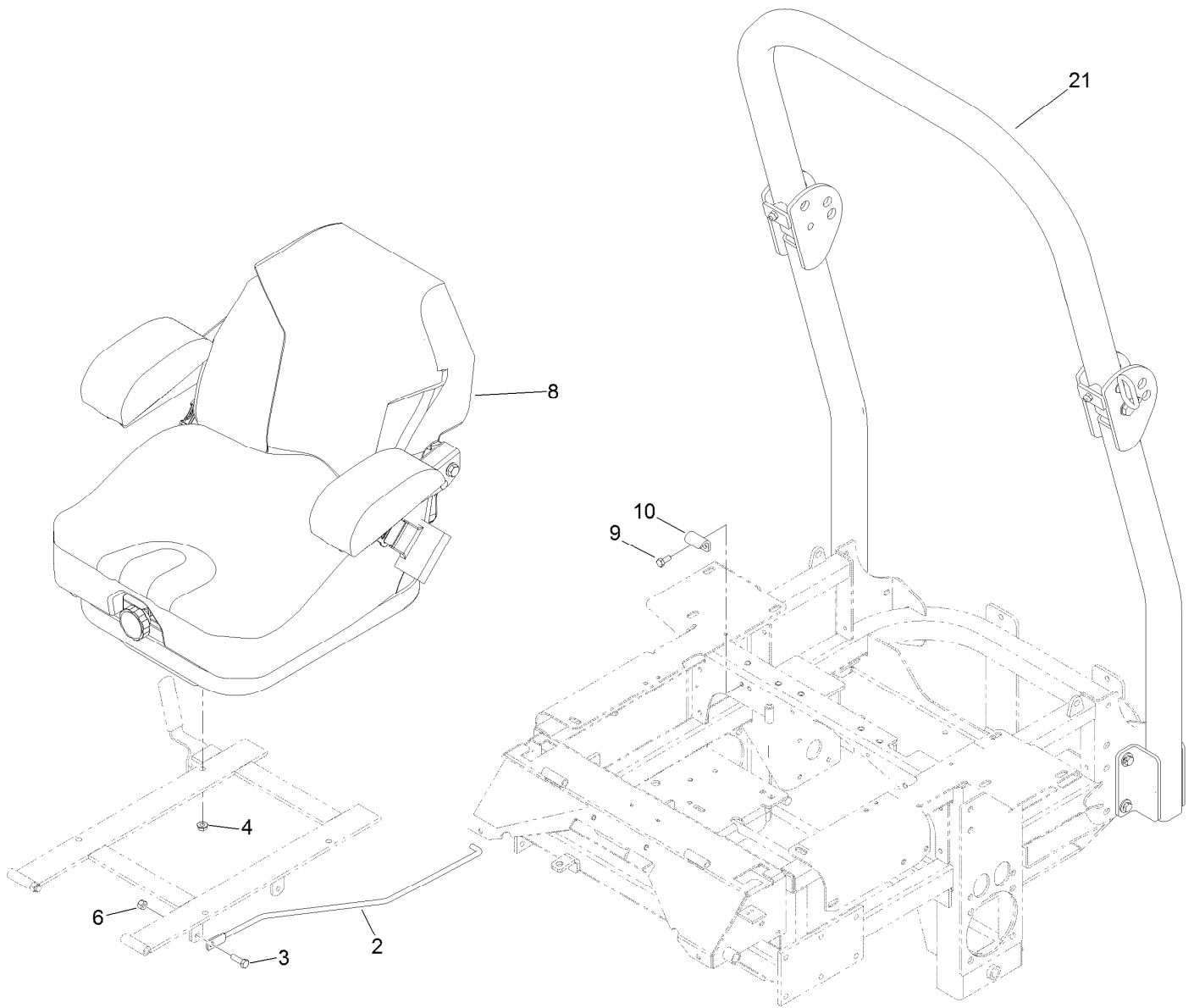
● Not serviced separately

■ Use Pro-Lock, Nut Type (P/N 1-840022, .5ml tube) on threads.



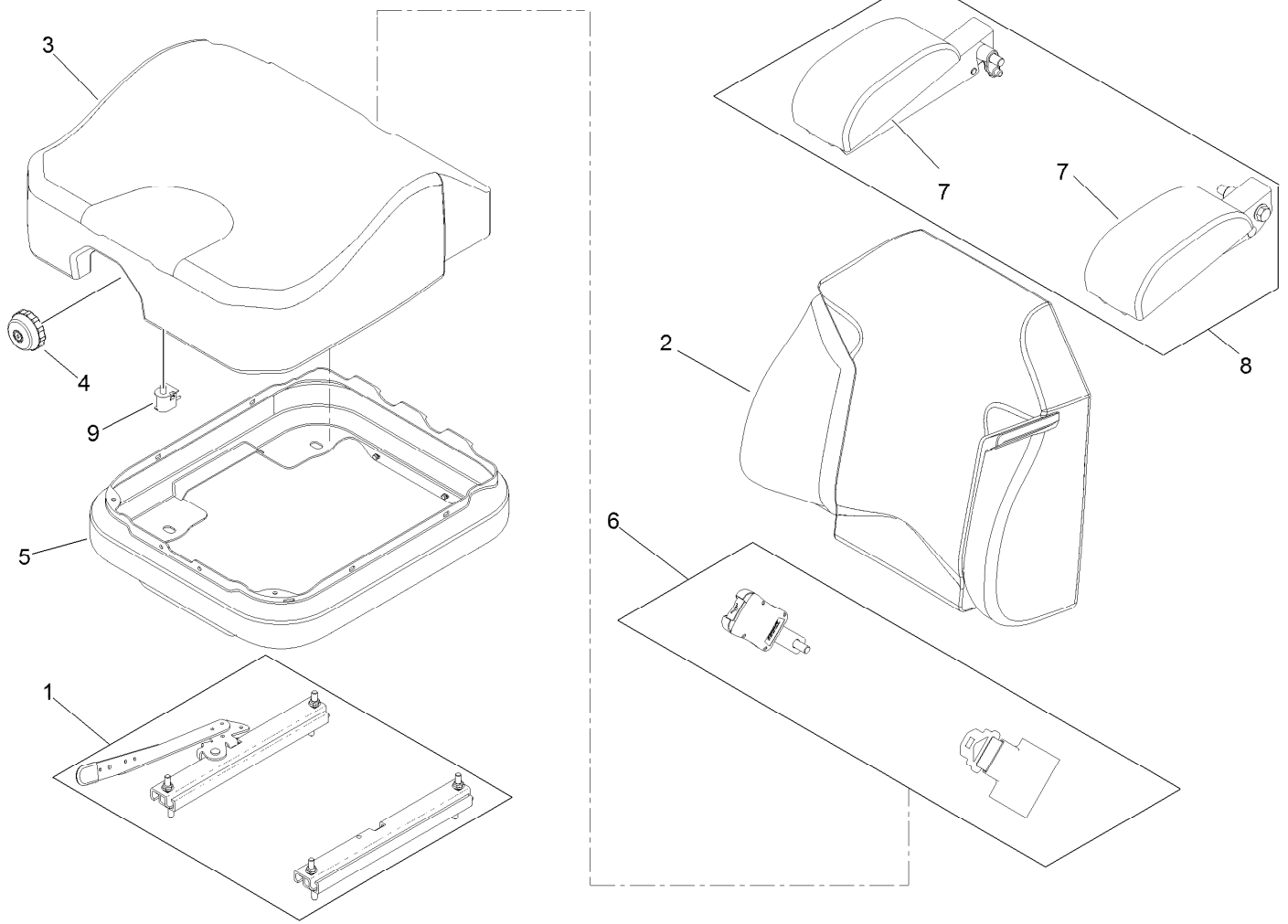
## Traction Frame and Floor Pan Assembly

<i>Ref.</i>	<i>Part Number</i>	<i>Qty.</i>	<i>Description</i>	<i>Ref.</i>	<i>Part Number</i>	<i>Qty.</i>	<i>Description</i>
1	322-43	6	Screw-HH	11	323-20	2	Screw-HH
2	3256-70	4	Washer-Flat	12	323-6	2	Screw-HH
3	3296-42	2	Nut-Lock, NI	13	115-3851	1	Floor Pan ASM
6	131-7712	1	Traction Frame ASM	13:2	98-4387	1	Decal-Protection, Ear
6:2	107-3963	1	Decal-Danger, Left	13:3	121-7559	1	Decal-Diesel, Bio-Ready
6:3	107-3964	1	Decal-Warning, Right	15	106-7488-03	1	Hinge-Floorpan, LH
6:4	110-0820	1	Decal-Console, Top (Ce)	16	3296-59	2	Nut-Lock, NI
6:5	112-9028	1	Decal-Cover Missing	18	321-4	2	Screw-HH
6:6	32148-11	5	Insert-Threaded	19	106-7489-03	1	Hinge-Floorpan, RH
9	3296-39	2	Nut-Lock, NI	20	106-7498	1	Pocket
10	1-633964-03	1	Stop-Brake, Park				



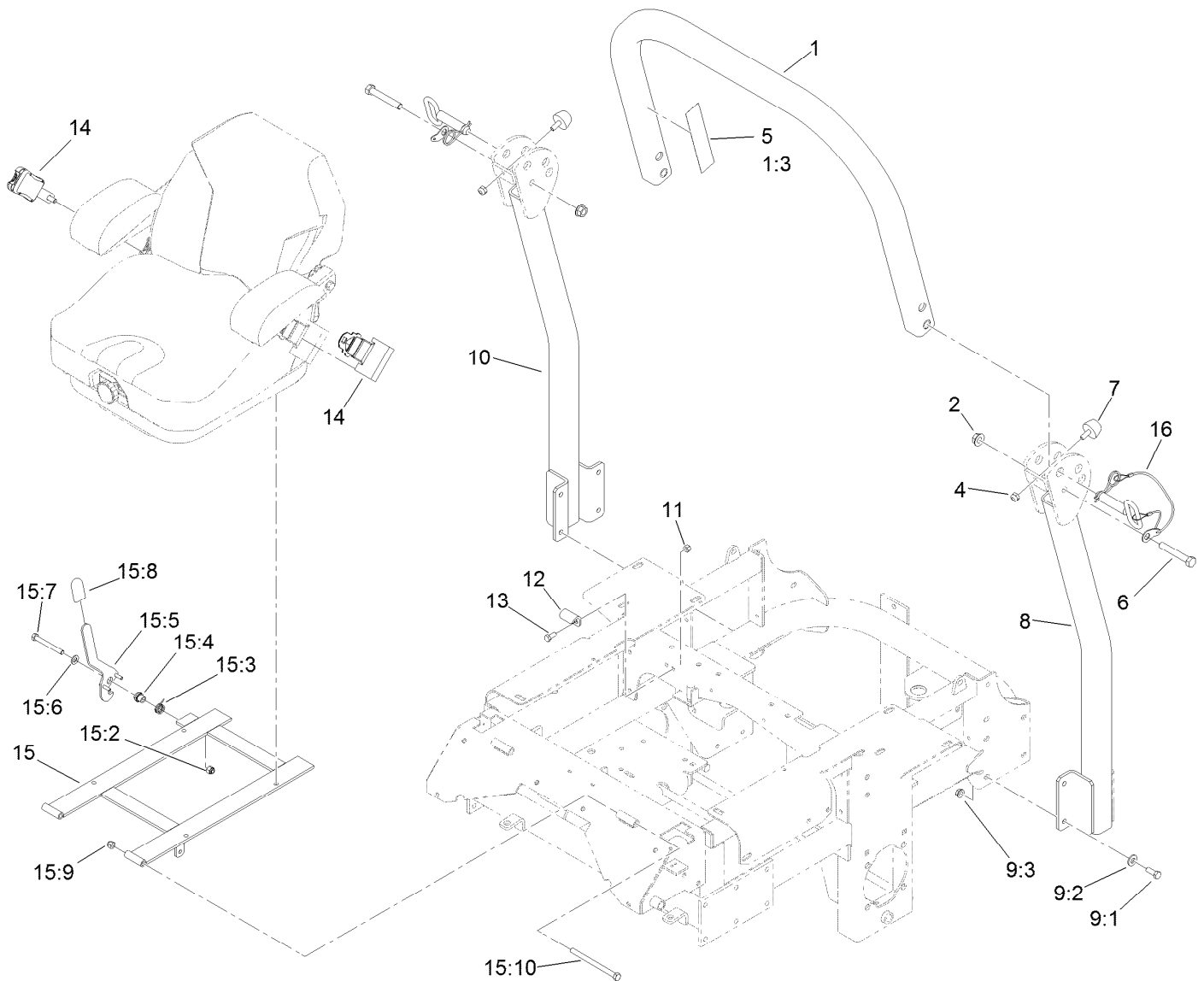
## Seat and Roll-Over Protection System Assembly

<i>Ref.</i>	<i>Part Number</i>	<i>Qty.</i>	<i>Description</i>
2	108-5341	1	Rod-Prop, Seat
3	322-5	1	Screw-HH
4	32128-20	4	Nut-HF
6	3296-29	3	Nut-Lock, NI
8	125-3107	1	Suspension Seat ASM
9	322-3	2	Screw-HH
10	107-3058	1	Catch-Latch, Seat
21	117-3866	1	ROPS Kit



## Seat Assembly No. 125-3107

<i>Ref.</i>	<i>Part Number</i>	<i>Qty.</i>	<i>Description</i>
1	116-8910	1	Seat Track Set
2	125-3112	1	Cover-Back
3	125-3111	1	Cover-Cushion
4	116-8911	1	Knob-Adjuster
5	116-5659	1	Cover-Suspension Bellows
6	126-2061	1	Seat Belt Service Kit
7	109-9802	1	Arm Rest Pad Set
8	109-9803	1	Arm Rest Set
9	82-2190	1	Switch-Bail

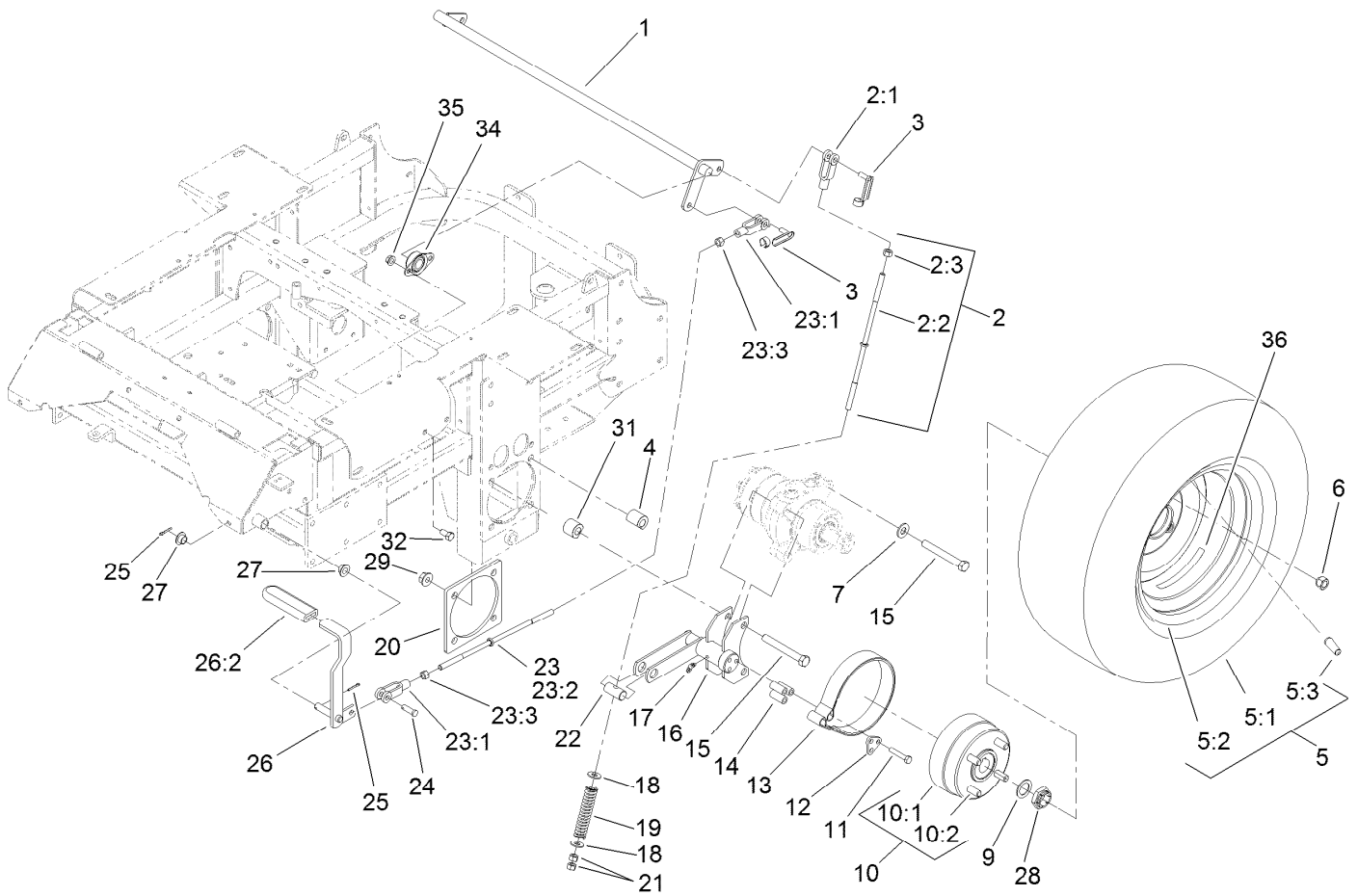


## Roll-Over Protection System Assembly No. 117-3866

Ref.	Part Number	Qty.	Description	Ref.	Part Number	Qty.	Description
1		1	Upper Tube ASM ■	11	3296-29	2	Nut-Lock, NI
1:3	107-2102	1	Decal-Warning, Folding ROPS	12	107-3058	1	Catch-Latch, Seat
2	32128-23	2	Nut-HF	13	322-3	2	Screw-HH
4	3296-73	2	Nut-Lock, NI	14	109-9805	1	Seat Belt Kit
5	107-3069	1	Decal-Warning, Folding ROPS	15	110-0874	1	Seatframe ASM
6	325-13	2	Screw-HH	15:2	3296-39	1	Nut-Lock, NI
7	109-2365	2	Bumper-Rubber	15:3	107-0076	1	Spring-Torsion
8		1	Tube-Support, LH ■	15:4	107-0075	1	Bushing-Latch, Seat
9		1	Bag-Bolt, ROPS ● ■	15:5	107-3083	1	Latch ASM
9:1	323-6	8	Screw-HH	15:6	3256-24	1	Washer-Flat
9:2	98-5975	8	Washer-Belleville	15:7	323-20	1	Screw-HH
9:3	3290-357	8	Nut-HHF, Whiz	15:8	103-4434	1	Grip-Lever
10		1	Tube-Support, RH ■	15:9	3296-39	2	Nut-Lock, NI
				15:10	323-39	2	Screw-HH
				16	103-4553	2	Pin-Fold, ROPS

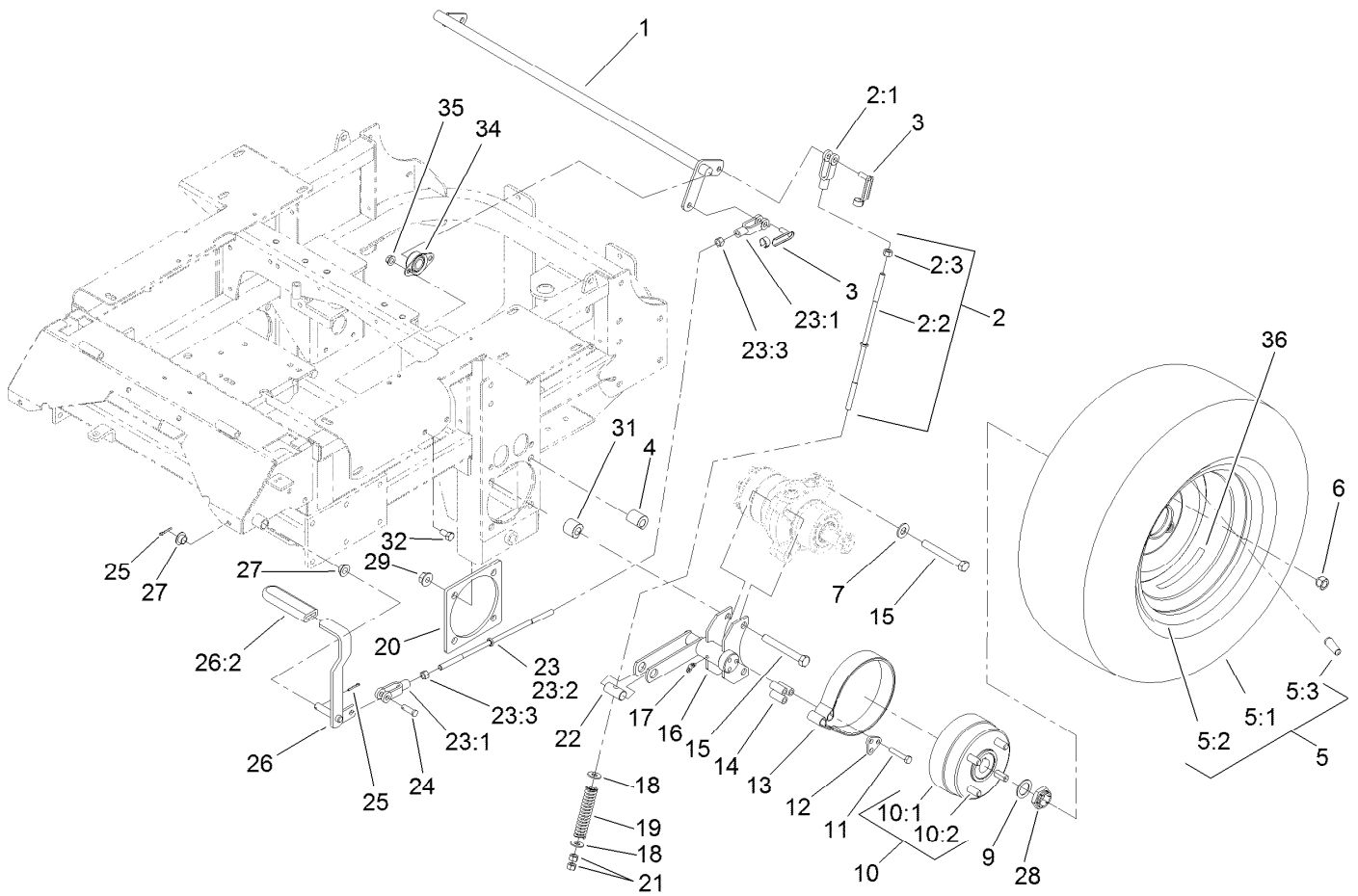
● Not illustrated

■ Not serviced separately



## Main Frame and Rear Wheel Assembly

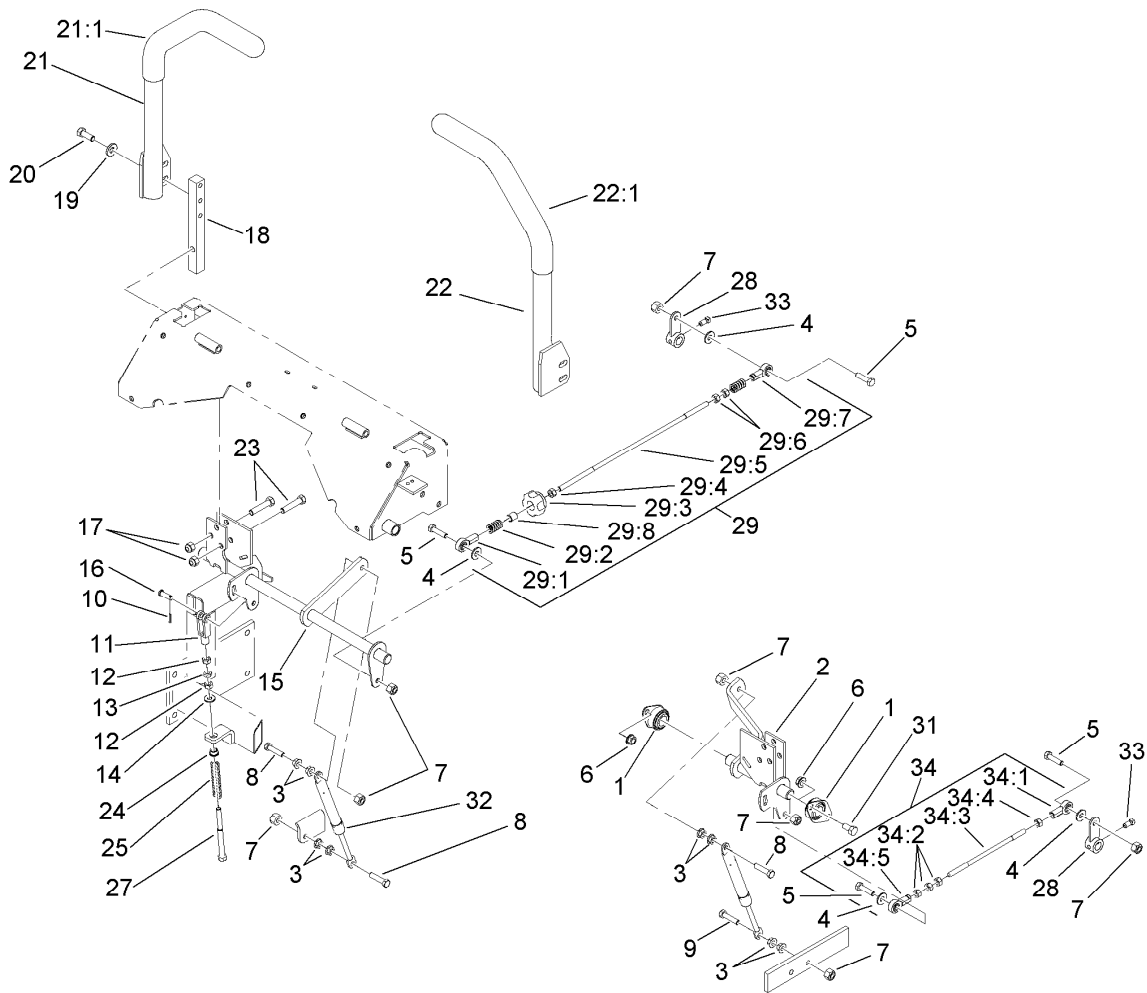
Ref.	Part Number	Qty.	Description	Ref.	Part Number	Qty.	Description
1	1-632217-03	1	Shaft-Brake	15	325-18	8	Screw-HH
2	108-5963	2	Brake Rod ASM	16	103-0352-03	2	Bracket-Brake
2:1	1-633131	1	Yoke-Linkage, Brake	17	1481	2	Fitting-Grease
2:2	108-5980	1	Rod-Brake	18	3256-4	4	Washer-Flat
2:3	3219-3	1	Nut-Hex	19	1-633454	2	Spring-Brake
3	103-2399	3	Pin-Spring, Clevis	20	103-3271-03	2	Plate-Reinforcement
4	114-1185	4	Spacer-Wheel, Long	21	3219-3	4	Nut-Hex
5	127-9512	2	Wheel And Tire ASM	22	1-633144	2	Pin-Trunion
5:1	1-653160	1	Tire	23	108-5962	1	Brake Rod ASM
5:2	127-9513	1	Wheel	23:1	1-633131	2	Yoke-Linkage, Brake
5:3	232-27	1	Stem-Valve	23:2	1-633477	1	Rod-Brake
6	242-50	8	Nut-Lug	23:3	3219-3	2	Nut-Hex
7	87-7270	4	Washer-Thrust	24	1-808285	1	Pin-Clevis
9	1-523157	2	Washer-Spacer	25	3272-10	2	Pin-Cotter
10	103-0590	2	Hub And Wheel ASM	26	1-634500	1	Brake Lever ASM
10:1	103-0589	1	Wheel Hub ASM	26:2	1-633268	1	Grip-Lever
10:2	1-633926	4	Stud-Wheel	27	1-513140	2	Bearing-Control
11	322-9	6	Screw-HH	28	116-1399	2	Locknut
12	103-0374	2	Retainer-Band, Brake	29	32128-49	8	Nut-HHF
13	103-0355	2	Band-Brake	31	114-1184	4	Spacer-Wheel, Short
14	103-0384	6	Spacer	32	323-4	4	Screw-HH



## Main Frame and Rear Wheel Assembly (continued)

Ref.	Part Number	Qty.	Description
34	1-633102	2	Bearing-Flange, Side

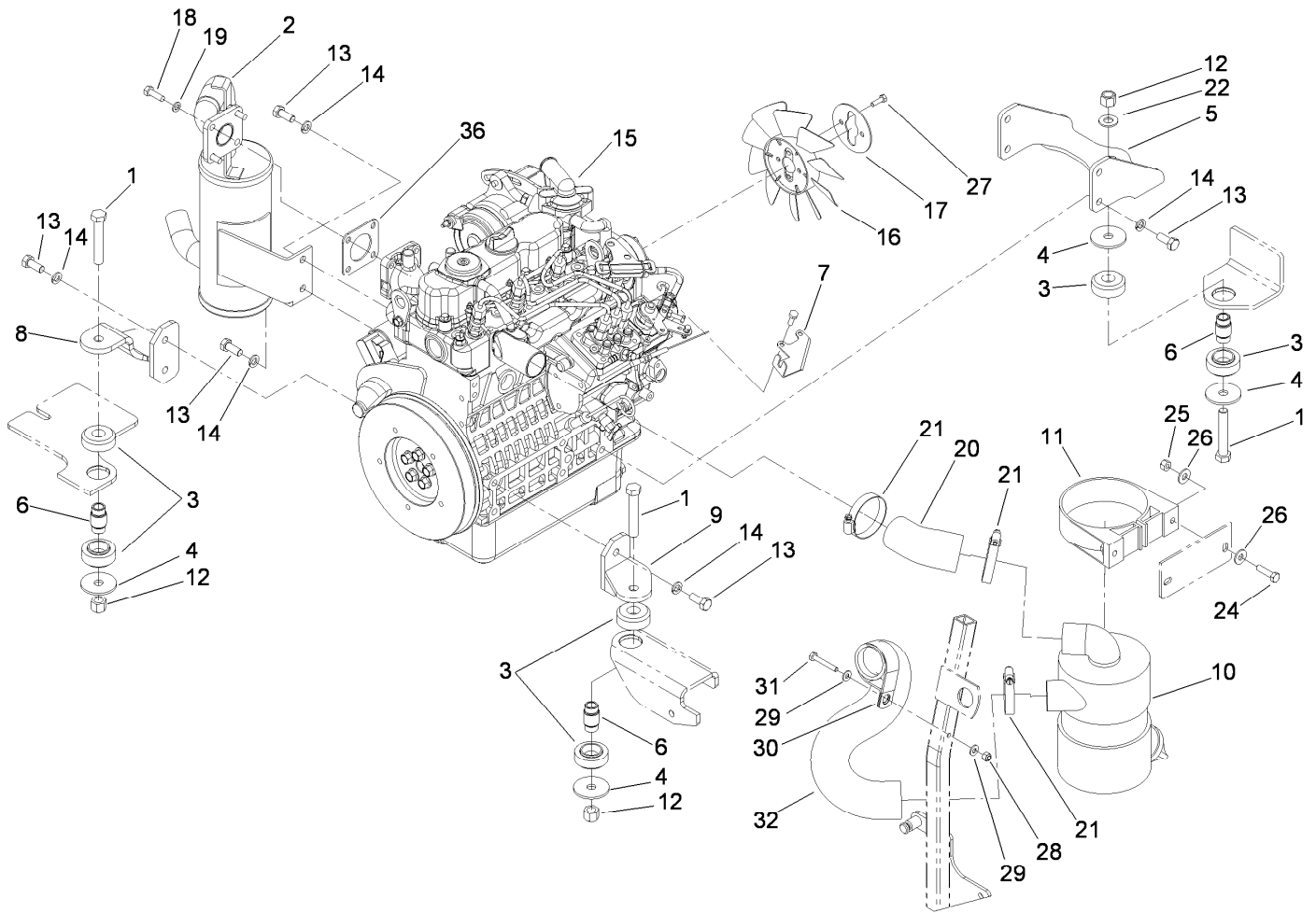
Ref.	Part Number	Qty.	Description
35	3290-357	4	Nut-HHF, Whiz
36	126-2055	2	Decal-Torque Wheel Lug-Hub



## Hydro Control Assembly

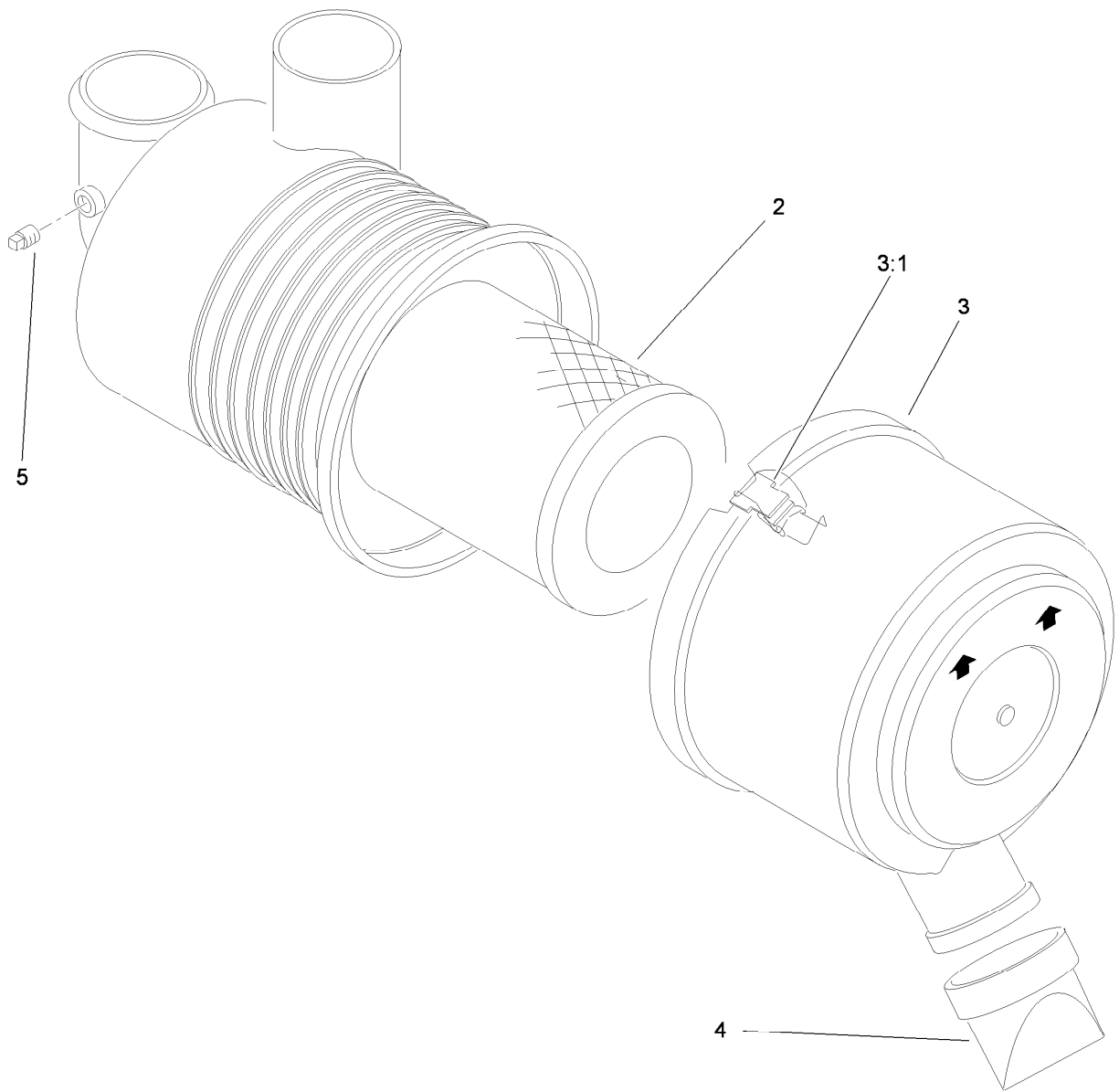
Ref.	Part Number	Qty.	Description
1	1-633102	4	Bearing-Flange, Side
2	107-3480	1	Control-Motion, LH
3	32128-20	10	Nut-HF
4	3256-3	4	Washer-Flat
5	322-6	4	Screw-HH
6	3290-357	6	Nut-HHF, Whiz
7	3296-29	8	Nut-Lock, NI
8	1-403180	3	Screw-HH
9	322-41	1	Screw-HH
10	3272-5	2	Pin-Cotter
11	1-303105	2	Yoke-Adjustable
12	3219-2	4	Nut-Hex
13	3220-2	2	Nut-Jam
14	3256-2	2	Washer-Flat
15	107-3481	1	Control-Motion, RH
16	1-808280	2	Pin-Clevis
17	3296-39	6	Nut-Lock, NI
18	103-0407	2	Arm-Shaft, Control
19	98-5975	4	Washer-Belleville
20	323-6	4	Screw-HH
21	108-7237	1	RH Lever ASM
21:1	106-9987	1	Grip-Control, Motion
22	108-7238	1	LH Lever ASM
22:1	106-9987	1	Grip-Control, Motion

Ref.	Part Number	Qty.	Description
23	323-9	6	Screw-HH
24	1-603735	2	Bushing-Flanged
25	1-603807	2	Spring-Return, Neutral
27	1-603737	2	Bolt-Return, Neutral
28	107-3470-03	2	Arm-Control, Hydraulic
29	107-3474	1	RH Control Rod ASM
29:1	1-543017	1	Balljoint-RH
29:2	1-323245	2	Spring-Compression
29:3	103-3060	1	Knob-Tracking
29:4	3219-2	1	Nut-Hex
29:5	107-3472	1	Rod-Control, RH
29:6	1-804524	2	Nut
29:7	1-633152	1	Balljoint-LH
29:8	103-1166	1	Spacer-Tube, Pump Link
31	323-4	6	Screw-HH
32	109-2339	2	Damper-Control, Motion
33	1-803022	2	Screw-Set
34	107-3475	1	LH Control Rod ASM
34:1	1-543017	1	Balljoint-RH
34:2	3219-2	3	Nut-Hex
34:3	107-3473	1	Rod-Control, LH
34:4	1-804524	1	Nut
34:5	1-633152	1	Balljoint-LH



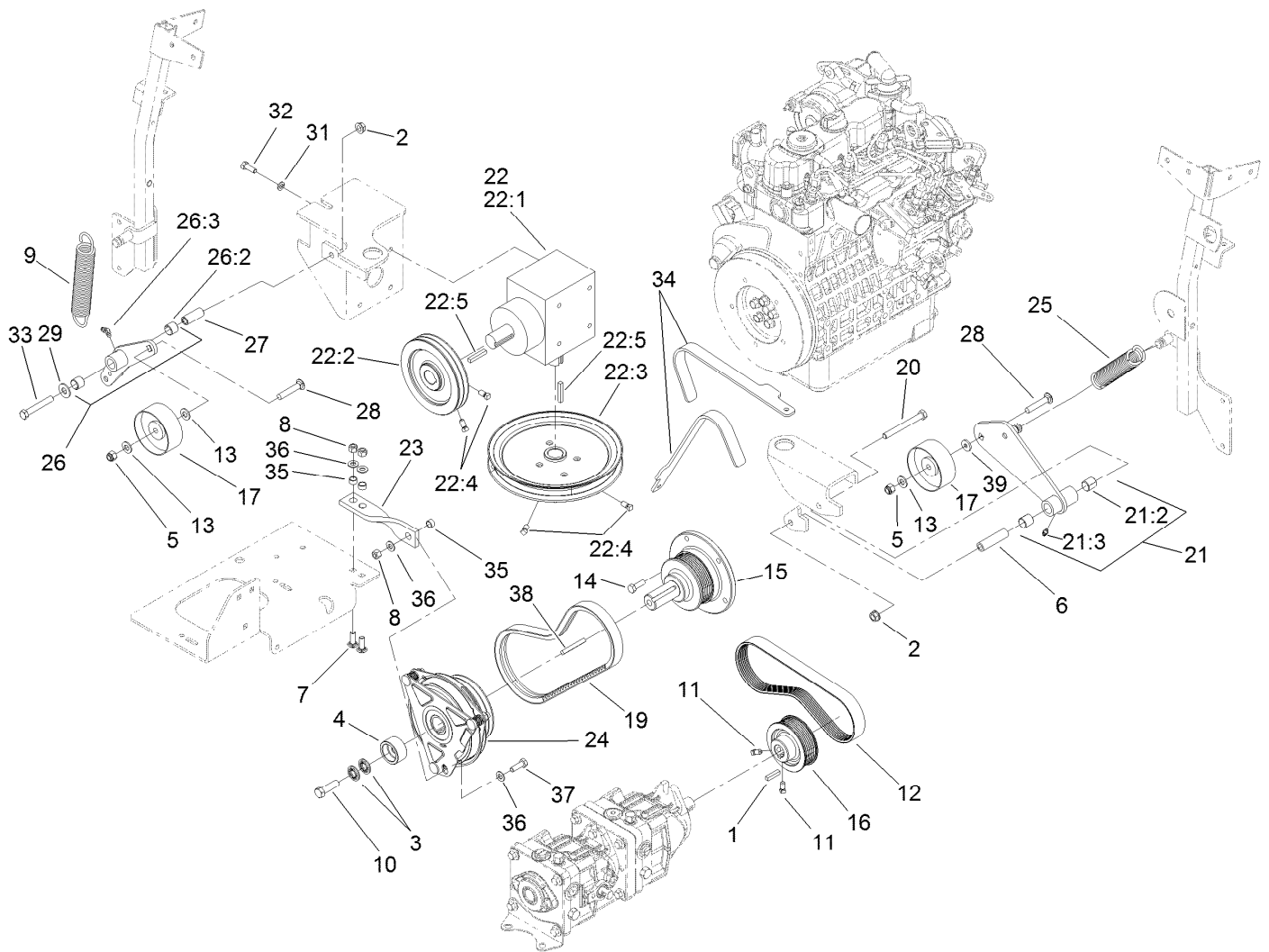
## Engine, Exhaust and Air Intake Assembly

Ref.	Part Number	Qty.	Description	Ref.	Part Number	Qty.	Description
1	325-12	3	Screw-HH	17	110-0816	1	Plate-Reactainer, Fan
2	107-9909	1	Muffler	18	33114-025	4	Screw-HH
3	107-9914	3	Mount-Isolation	19	3253-4	4	Washer-Lock
4	55-7960	4	Washer-Large	20	108-5371	1	Hose-Intake, Air Cleaner
5	107-9917-03	1	Bracket-Engine Mount, Rear	21	1-643009	3	Clamp-Hose
6	110-0300	3	Spacer	22	3256-26	1	Washer-Flat
7	112-2383	1	Bracket-Throttle	24	322-6	2	Screw-HH
8	107-9920-03	1	Support-Engine, RH	25	3296-29	2	Nut-Lock, NI
9	107-9930-03	1	Support-Engine, LH	26	3256-23	4	Washer-Flat
10	93-2190	1	Air Cleaner ASM	27	33113-020	2	Screw-HH
11	95-5806	1	Bracket-Mounting	28	3296-42	1	Nut-Lock, NI
12	3296-23	3	Nut-Lock, NI	29	3256-22	2	Washer-Flat
13	43-0090	10	Screw-HH	30	1-643241	1	Clip-Loom
14	42-9600	10	Washer-Lock, Spring	31	321-10	1	Screw-HH
15	127-9654	1	Engine-Kubota, D902-E4B-Tor-3	32	108-5370	1	Hose-Intake, Engine
16	110-0814	1	Fan	36	99-8343	1	Gasket-Muffler



## Air Cleaner Assembly No. 93-2190

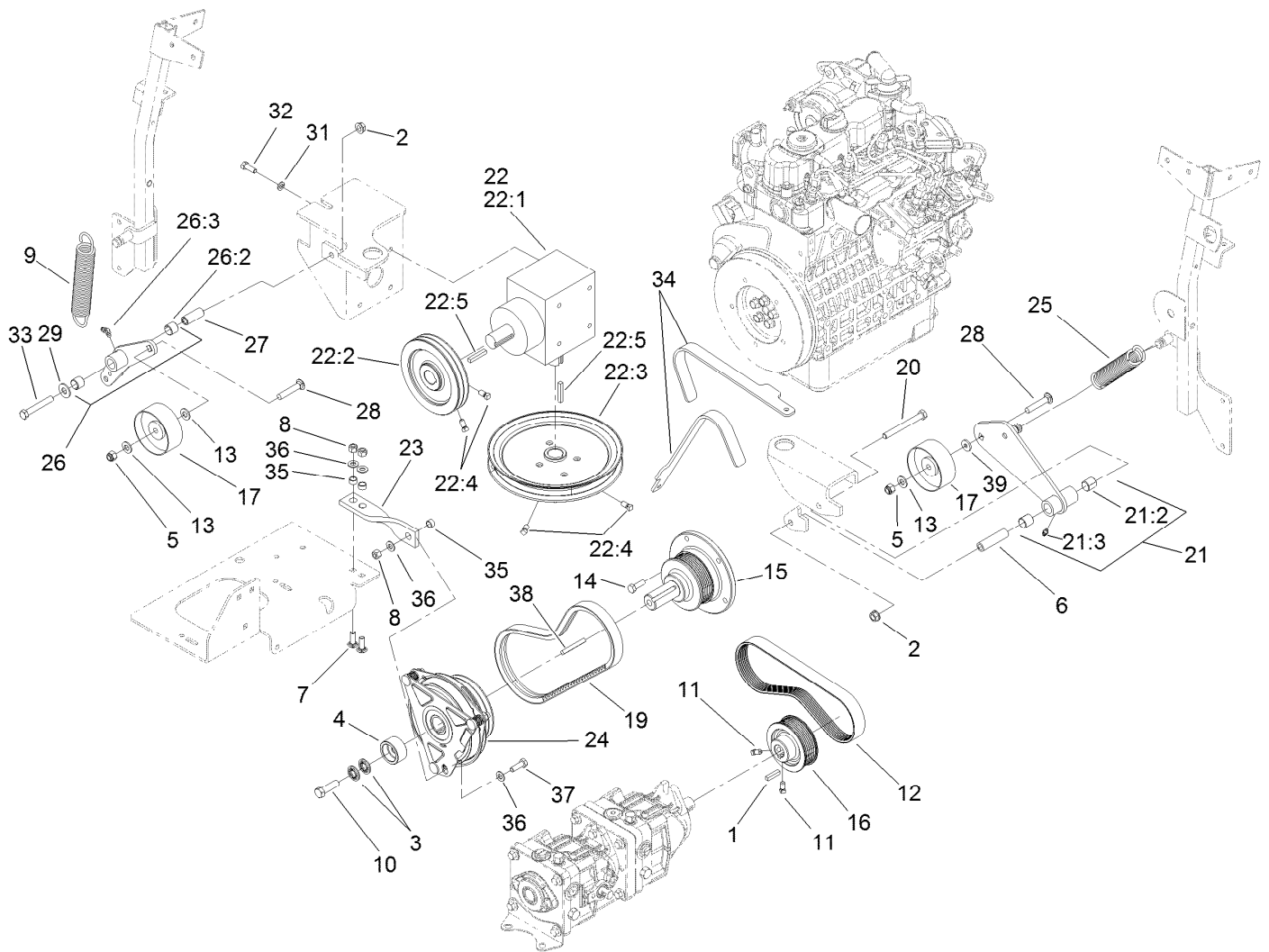
<i>Ref.</i>	<i>Part Number</i>	<i>Qty.</i>	<i>Description</i>
2	108-3811	1	Filter-Air
3	94-3652	1	Cover ASM
3:1	1-643283	2	Latch-Cleaner, Air
4	87-9400	1	Valve-Vacuator
5	285-17	1	Plug-Pipe



## Hydro and Gearbox Assembly

Ref.	Part Number	Qty.	Description	Ref.	Part Number	Qty.	Description
1	5-0698	1	Key	20	323-15	1	Screw-HH
2	3290-357	2	Nut-HHF, Whiz	21	108-5939	1	Pump Idler Arm ASM
3	1-603610	2	Washer-Spring	21:2	1-513034	2	Sleeve-Bearing
4	114-8152	1	Retainer-Clutch	21:3	302-5	1	Fitting-Grease
5	3296-39	2	Nut-Lock, NI	22		1	Gearbox ASM ●
6	1-603384	1	Bushing-Pivot, Idler	22:1	107-9887	1	Gearbox-90 DEG
7	3230-22	2	Screw-CARR	22:2	110-3862	1	Pulley
8	3296-29	3	Nut-Lock, NI	22:3	110-0892	1	Pulley
9	110-0822	1	Spring-Extension	22:4	1-803022	4	Screw-Set
10	3212-6	1	Screw-HH	22:5	67-7490	2	Key-Square
11	1-803022	2	Screw-Set	23	112-1781	1	Strap-Stop, Clutch
12	110-3865	1	Belt-V, Ribbed	24	112-2320	1	Clutch-Magnetic
13	3256-24	4	Washer-Flat	25	119-0394	1	Spring-Extension
14	33114-025	5	Screw-HH	26	112-2356	1	Gearbox Idler Arm ASM
15	112-2335	1	Stub Shaft	26:2	103-4681	2	Sleeve-Bearing
16	110-3864	1	Pulley	26:3	1481	1	Fitting-Grease
17	108-5910	2	Pulley-Flat	27	1-603044	1	Bushing
19	110-3866	1	Belt-V	28	3231-6	2	Screw-CARR

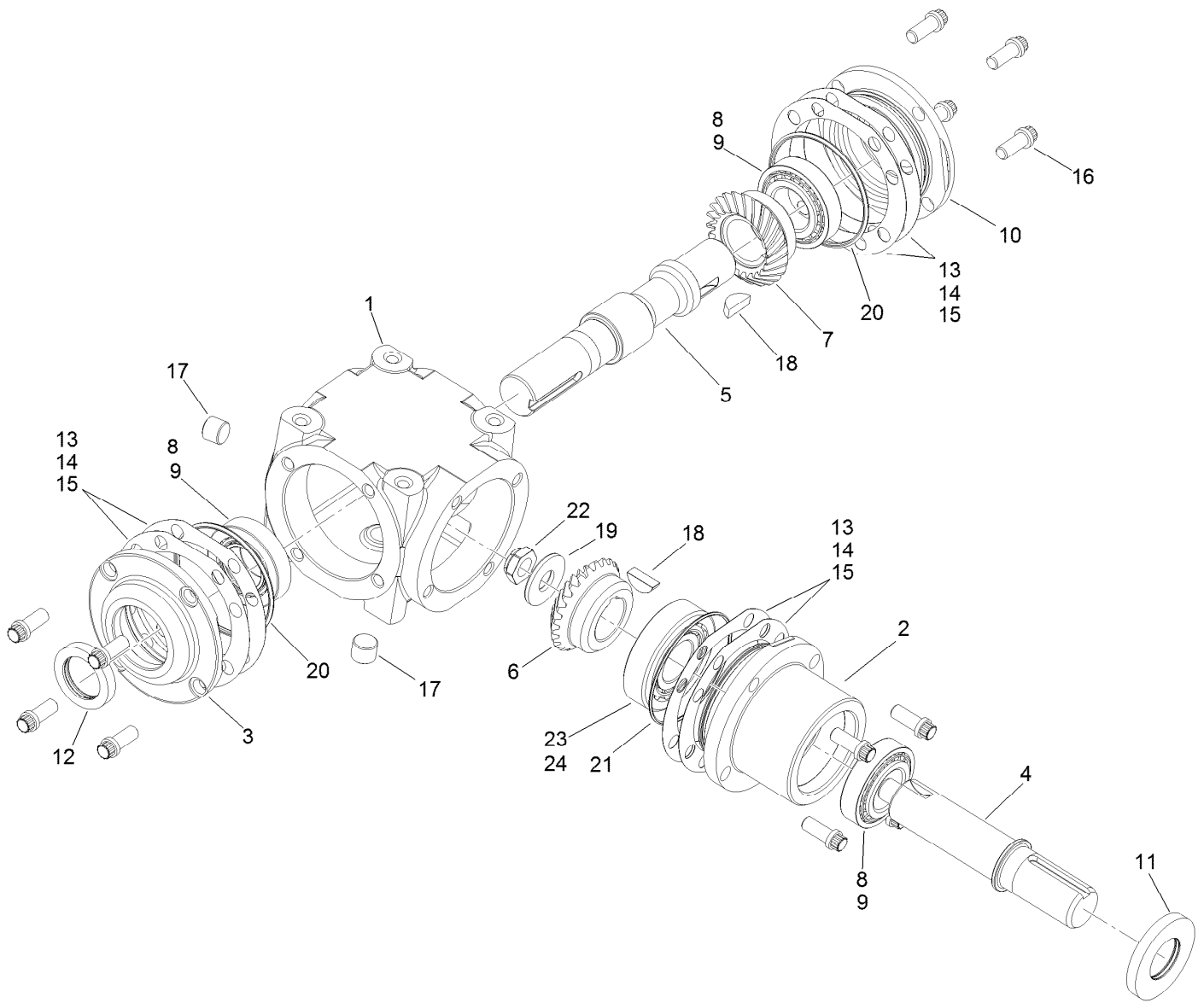
● Not serviced separately



## Hydro and Gearbox Assembly (continued)

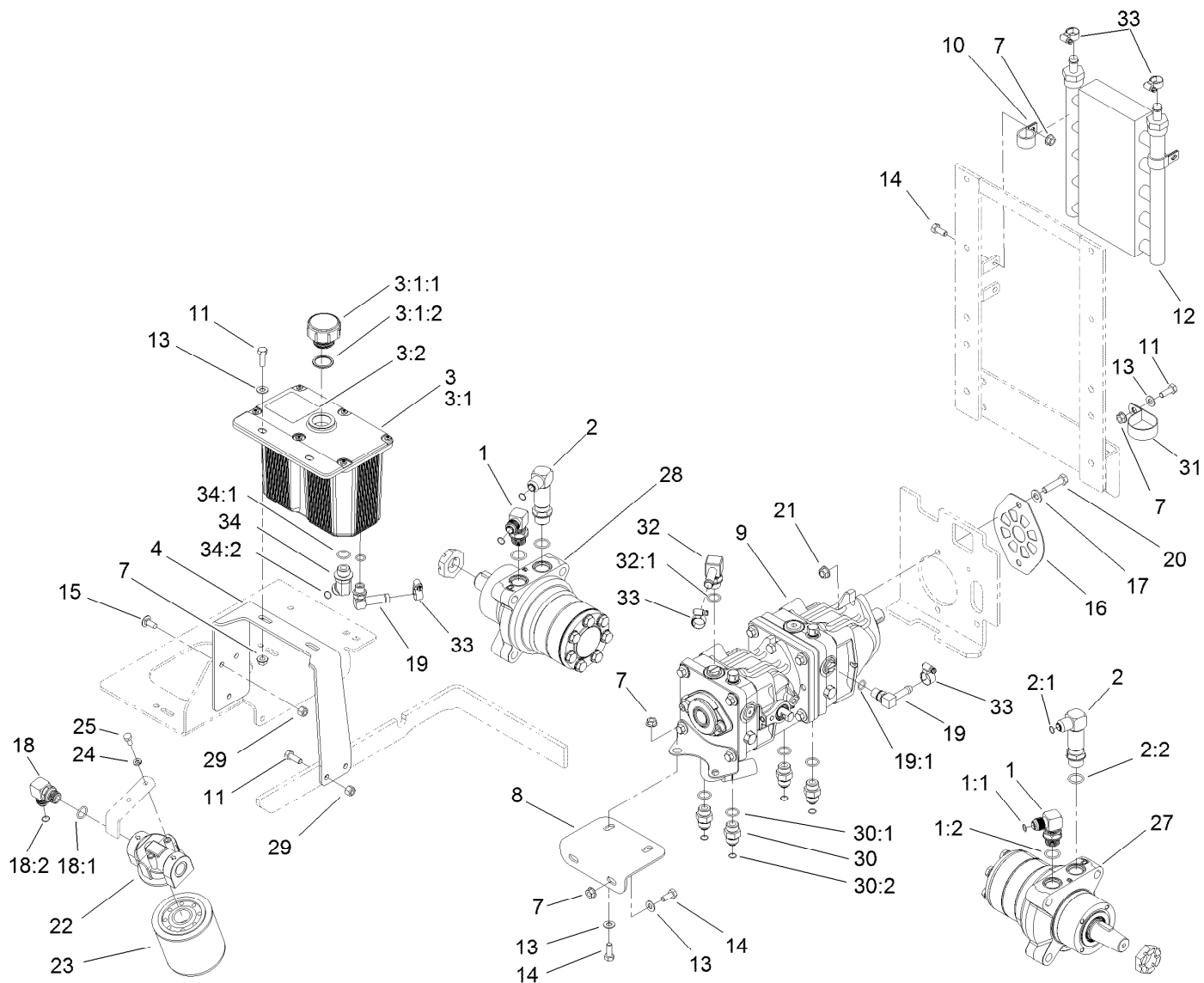
<i>Ref.</i>	<i>Part Number</i>	<i>Qty.</i>	<i>Description</i>	<i>Ref.</i>	<i>Part Number</i>	<i>Qty.</i>	<i>Description</i>
29	3256-4	1	Washer-Flat	35	65-9820	3	Spacer
31	3253-4	4	Washer-Lock	36	3256-23	4	Washer-Flat
32	322-4	4	Screw-HH	37	322-5	1	Screw-HH
33	323-12	1	Screw-HH	38	5-1336	1	Key-Square
34	110-0876	1	Tool-Alignment, Pulley	39	1-373034	1	Washer

● Not serviced separately



## Gearbox Assembly No. 107-9887

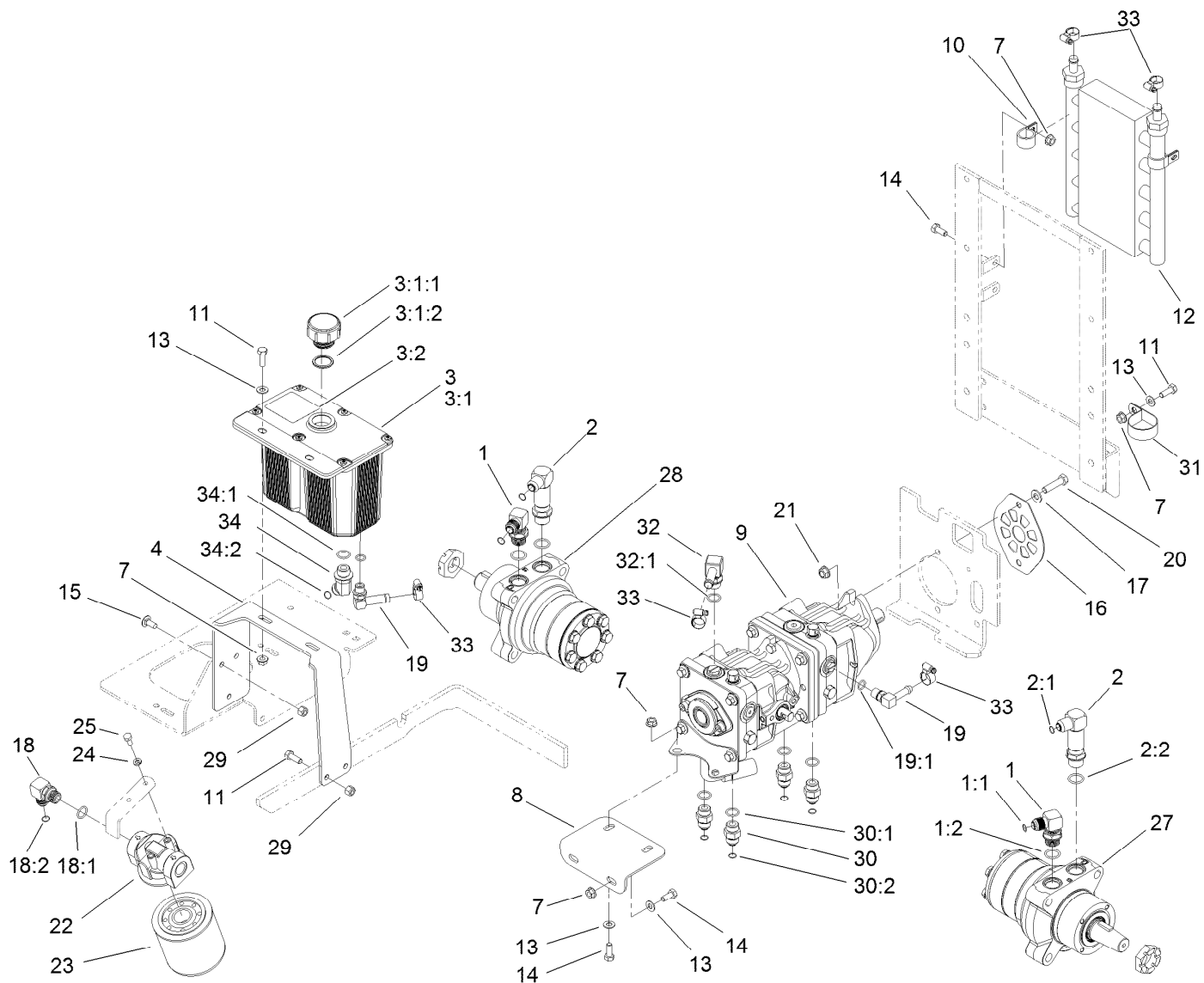
<i>Ref.</i>	<i>Part Number</i>	<i>Qty.</i>	<i>Description</i>	<i>Ref.</i>	<i>Part Number</i>	<i>Qty.</i>	<i>Description</i>
1	110-0843	1	Case	13	100-4591	1	Shim-Brown, .010In
2	110-0853	1	Housing-Pinion	14	100-4592	1	Shim-Blue, .005In
3	100-4566	1	Cap-End, Open	15	100-4593	1	Shim-Green, .003In
4	110-0844	1	Shaft-Pinion	16	100-4578	12	Screw
5	110-0845	1	Shaft-Cross	17	100-4579	2	Plug
6	110-0847	1	Gear-Shaft, Cross	18	3257-33	2	Key-Woodruff
7	110-0846	1	Gear-Pinion	19	100-4581	1	Washer
8	110-0848	3	Bearing-Cup	20	100-4582	2	O-Ring
9	110-0849	3	Bearing-Cone	21	110-0851	1	O-Ring
10	100-4574	1	Cap-End, Closed	22	110-0852	1	Nut Lock
11	100-4575	1	Seal	23	100-5817	1	Bearing-Cup
12	110-0850	1	Seal-Shaft, Cross	24	100-5816	1	Bearing-Cone



## Hydraulic Tank, Pump and Motor Assembly

Ref.	Part Number	Qty.	Description	Ref.	Part Number	Qty.	Description
1	1-633605	2	Fitting-HYD, 90 DEG	13	3256-23	7	Washer-Flat
1:1	1-603992	1	O-Ring	14	322-3	8	Screw-HH
1:2	237-80	1	O-Ring	15	3230-23	3	Screw-CARR
2	108-5323	2	Fitting-Elbow-90	16	108-5367-03	1	Plate-Shield, Pump
2:1	1-603992	1	O-Ring	17	3256-24	2	Washer-Flat
2:2	237-80	1	O-Ring	18	103-2153	1	Fitting-90 DEG
3	108-5320	1	Hydraulic Tank ASM	18:1	1-603920	1	O-Ring
3:1		1	Tank-Hydraulic ●	18:2	1-603992	1	O-Ring
3:1:1	103-1948	1	Cap-Reservoir, HYD	19	109-6449	2	Fitting-Elbow, 90
3:1:2	103-1949	1	Gasket-Cap	19:1	237-42	1	O-Ring
3:2	115-4212	1	Decal-Warning	20	323-8	2	Screw-HH
4	108-5352-03	1	Bracket-Tank, Hydraulic	21	3290-357	2	Nut-HHF, Whiz
7	32128-20	11	Nut-HF	22	86-9080	1	Head-Filter
8	107-3462-03	1	Bracket-Pump, Front	23	67-8110	1	Cartridge-Filter, Oil
9	107-9885	1	Tandem Pump ASM	24	1-805004	2	Washer-Lock
10	110-0824	4	R-Clamp	25	321-3	2	Screw-HH
11	322-5	4	Screw-HH	27	112-8357	1	HYD Motor ASM (CCW)
12	114-8168	1	Cooler-Oil, Hydro	28	112-8358	1	HYD Motor ASM (CW)

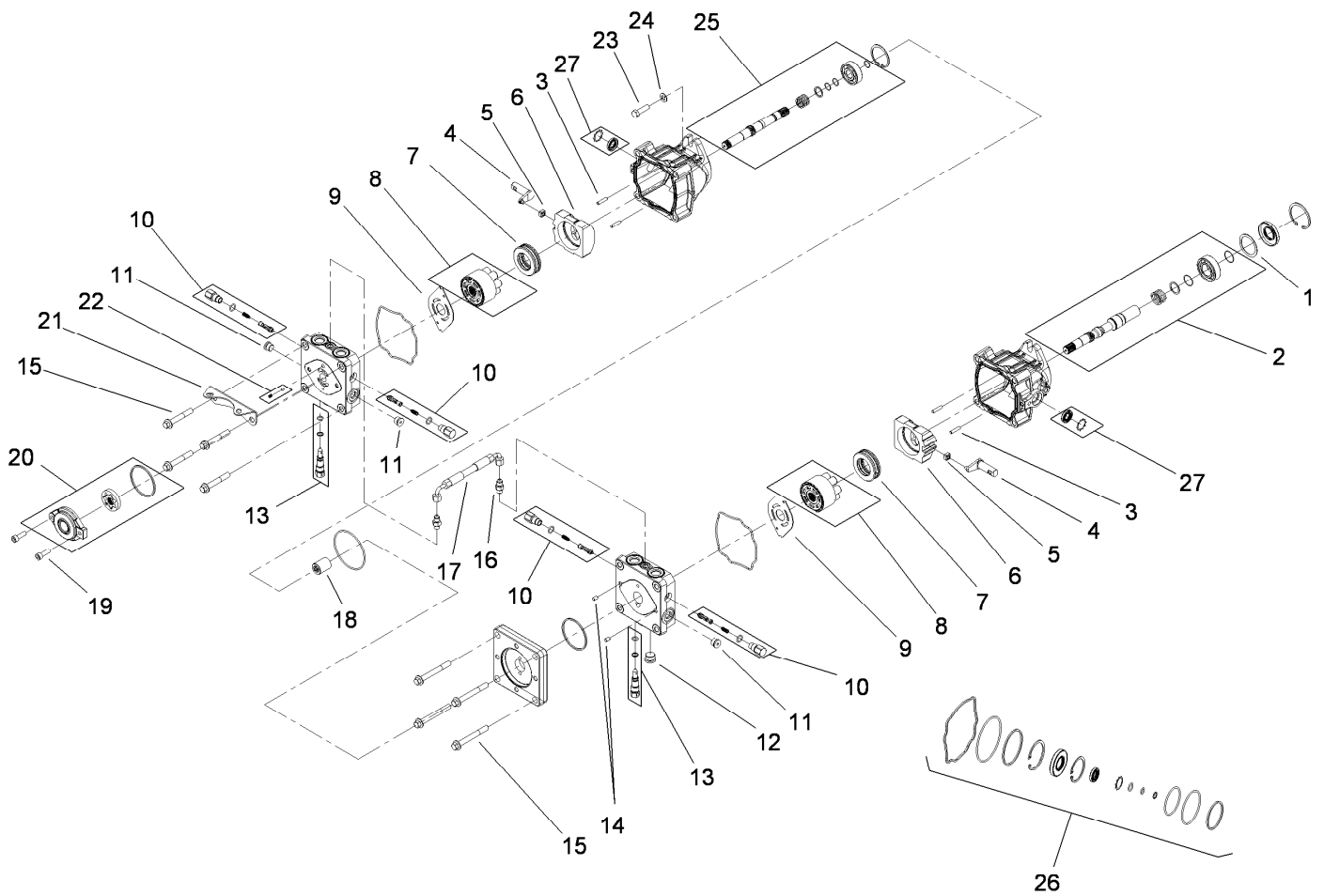
● Not serviced separately



## Hydraulic Tank, Pump and Motor Assembly (continued)

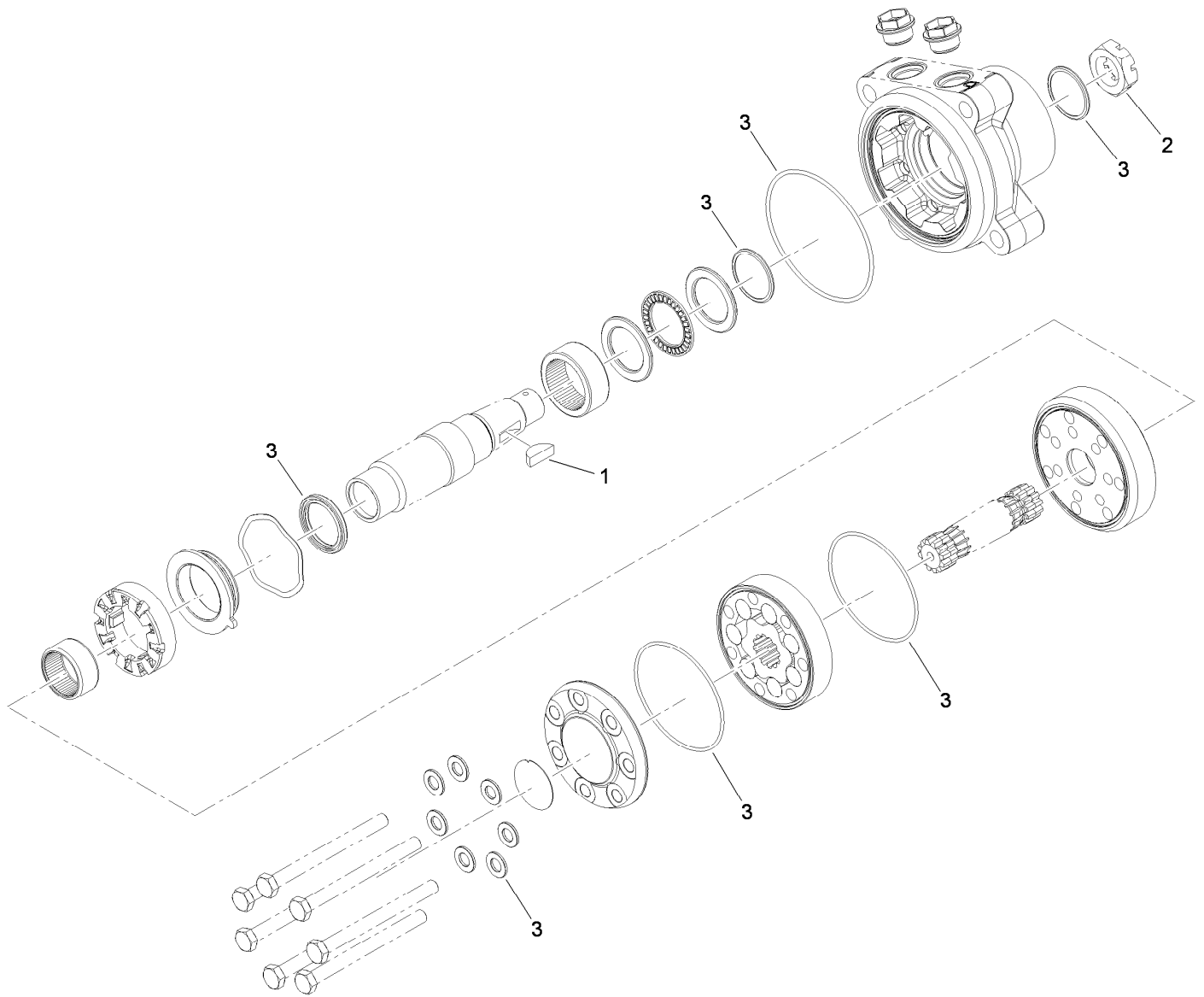
<i>Ref.</i>	<i>Part Number</i>	<i>Qty.</i>	<i>Description</i>	<i>Ref.</i>	<i>Part Number</i>	<i>Qty.</i>	<i>Description</i>
29	3296-29	4	Nut-Lock, NI	32:1	237-79	1	O-Ring
30	1-603990	4	Fitting-Straight	33	109-6801	5	Clamp-Hose
30:1	1-603920	1	O-Ring	34	1-523221	1	Fitting-HYD, 45 DEG
30:2	1-603992	1	O-Ring	34:1	1-603920	1	O-Ring
31	2412-147	1	Clamp-R	34:2	1-603992	1	O-Ring
32	108-5316	1	Fitting-Elbow, 90 DEG				

● Not serviced separately



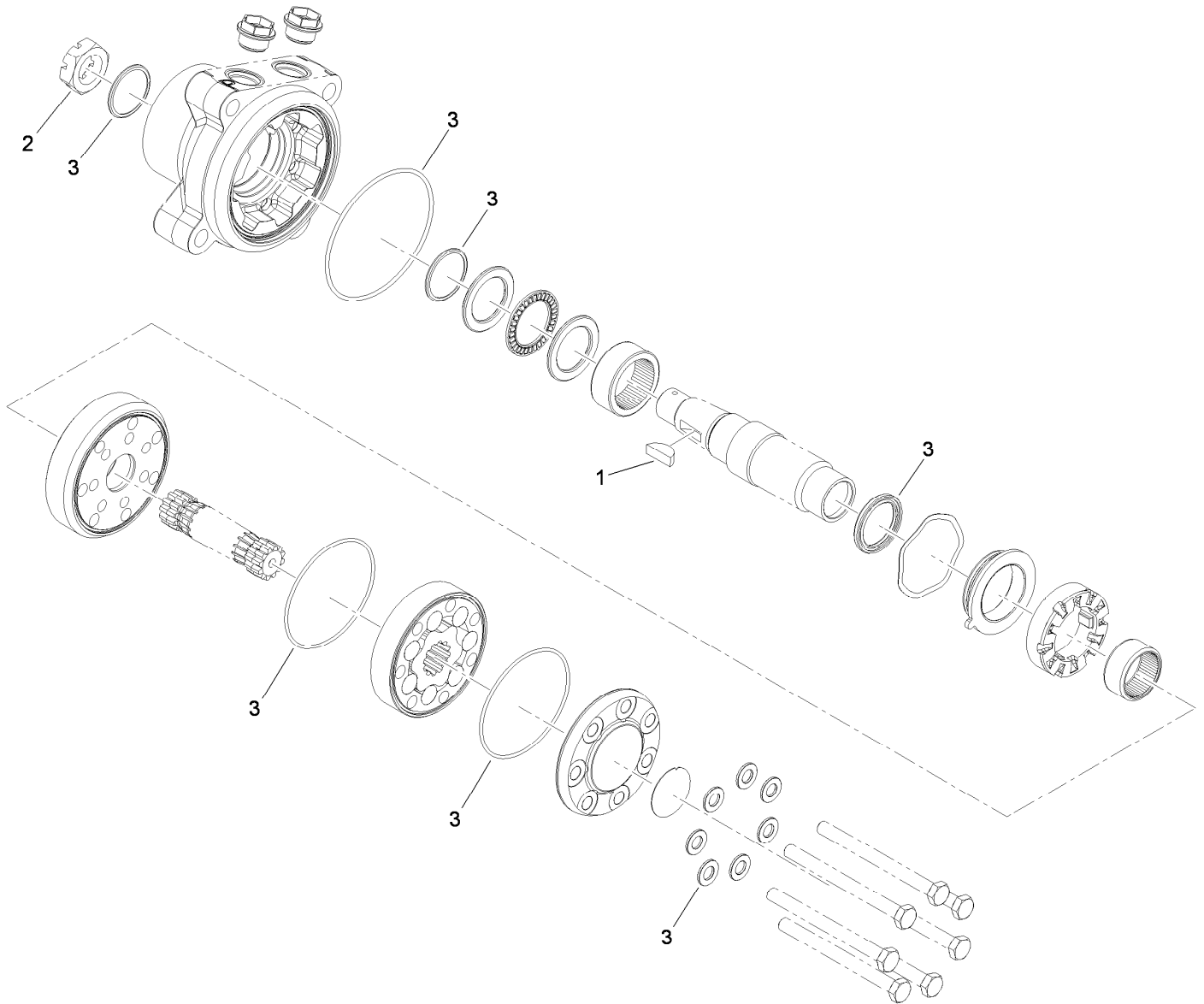
## Tandem Pump Assembly No. 107-9885

<i>Ref.</i>	<i>Part Number</i>	<i>Qty.</i>	<i>Description</i>	<i>Ref.</i>	<i>Part Number</i>	<i>Qty.</i>	<i>Description</i>
1	112-4168	1	Spacer	15	112-4157	8	Bolt
2	112-4151	1	Input Pump Shaft Kit	16	117-7842	2	Fitting-Straight
3	106-8753	4	Pin-Headless, Straight	17	117-7843	1	Hose ASM
4	112-4152	2	Arm-Trunnion	18	112-4160	1	Coupling
5	94-1910	2	Guide-Slot	19	112-4161	2	Bolt
6	112-4153	2	Swashplate	20	112-4162	1	Charge Pump Kit
7	112-4154	2	Bearing-Thrust	21	112-4163	1	Bracket-Support, Pump
8	108-2112	2	Cylinder Block Kit	22	112-4164	1	Charge Relief Kit
9	108-6801	2	Plate-Valve	23	112-4165	2	Bolt-HSH
10	112-4155	4	Shock Valve Kit	24	112-4166	2	Washer
11	104-2189	3	Plug-Thread, Straight	25	112-4167	1	Second Pump Shaft Kit
12	112-4156	1	Plug-Steel	26	112-4150	1	Overhaul Seal Kit
13	106-8759	2	Bypass Valve Kit	27	114-8155	1	Trunnion Seal Kit
14	104-2170	2	Pin				



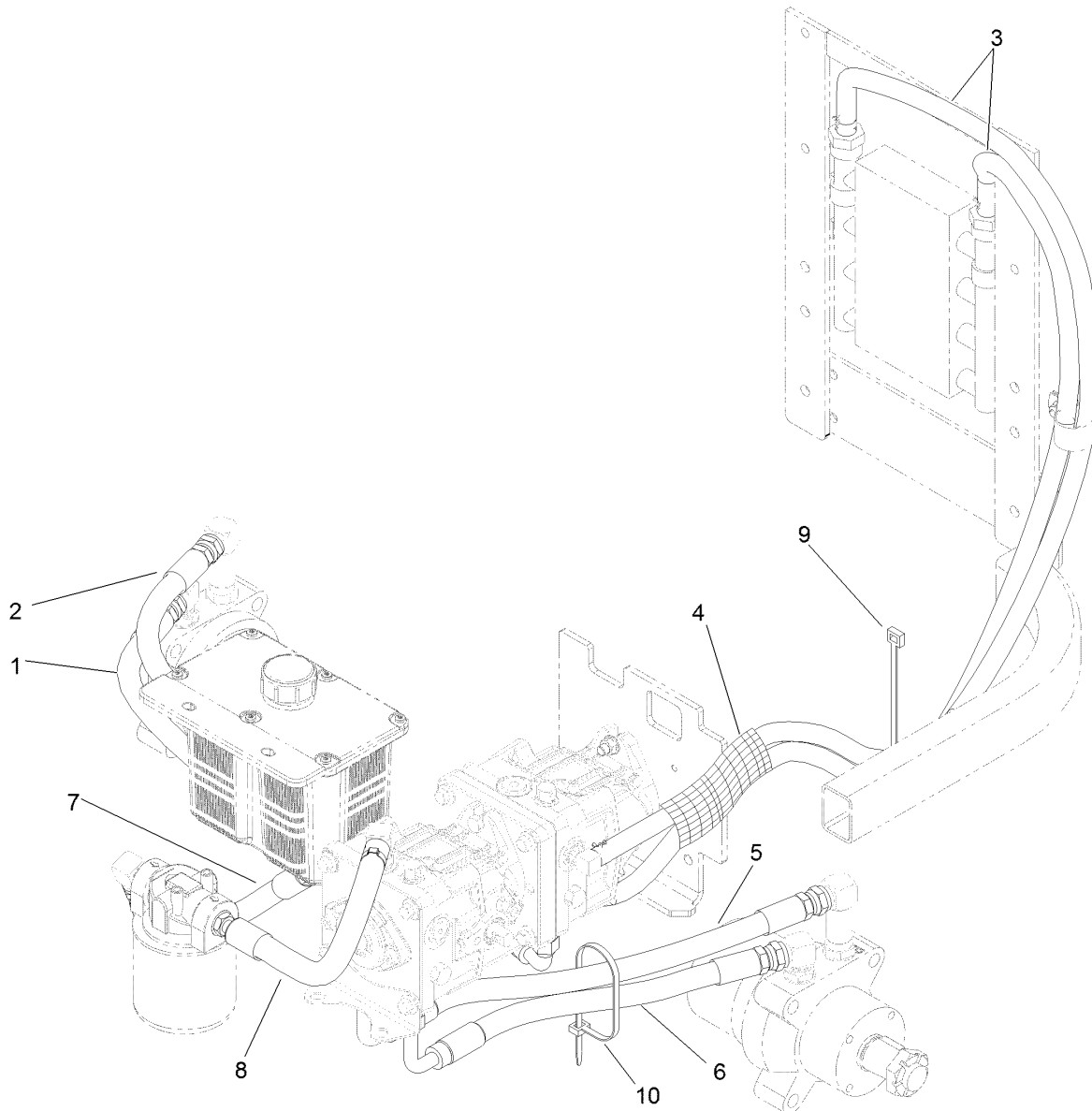
## Hydraulic Motor Assembly No. 112-8357 (CCW)

<i>Ref.</i>	<i>Part Number</i>	<i>Qty.</i>	<i>Description</i>
1	3257-42	1	Key-Woodruff
2	1-809036	1	Nut-HH
3	109-5966	1	Wheel Motor Seal Kit



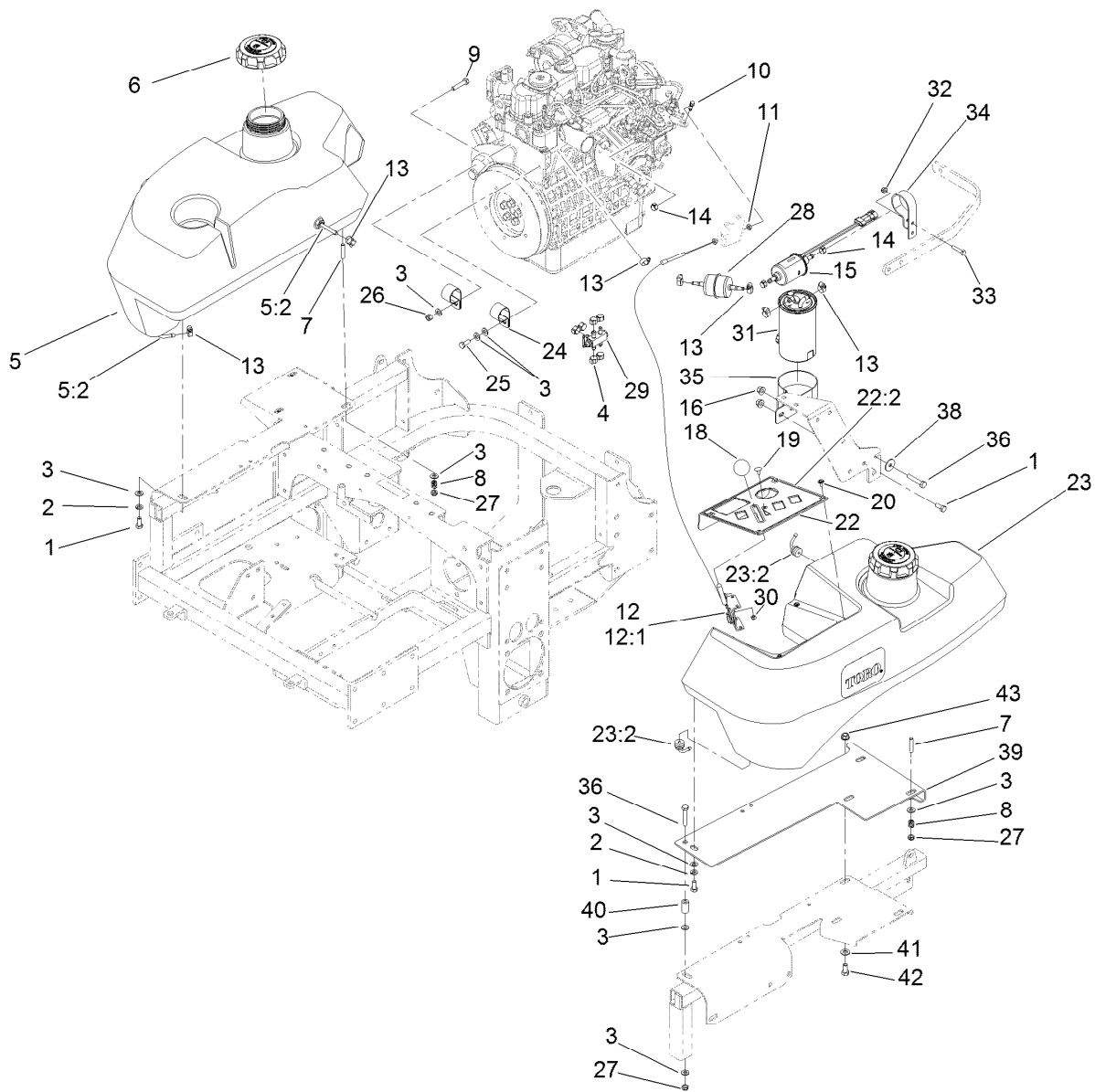
## Hydraulic Motor Assembly No. 112-8358 (CW)

<i>Ref.</i>	<i>Part Number</i>	<i>Qty.</i>	<i>Description</i>
1	3257-42	1	Key-Woodruff
2	1-809036	1	Nut-HH
3	109-5966	1	Wheel Motor Seal Kit



## Hydraulic Hose Assembly

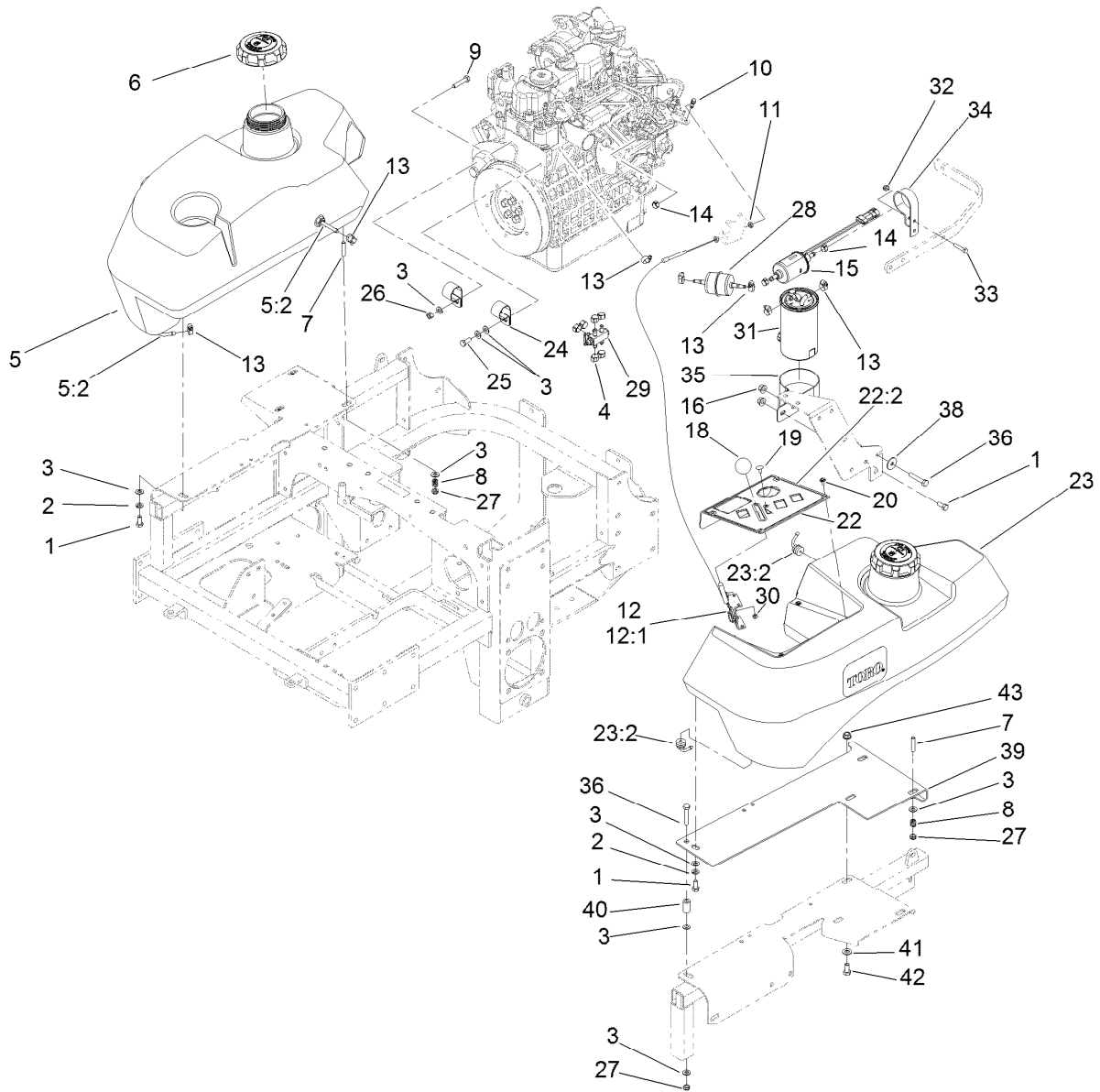
<b>Ref.</b>	<b>Part Number</b>	<b>Qty.</b>	<b>Description</b>
1	107-3495	1	Hydraulic Hose ASM
2	107-3490	1	Hydraulic Hose ASM
3	114-8169	2	Hose-Hydraulic
4	114-8201	1	Sleeve-Fabric
5	108-5318	1	Hydraulic Hose ASM
6	107-3491	1	Hydraulic Hose ASM
7	110-3854	1	Hydraulic Hose ASM
8	108-5374	1	Hydraulic Hose ASM
9	1-303335	1	Tie-Plastic
10	1-809066	1	Cable Tie-Plastic



## Fuel System and Throttle Control Assembly

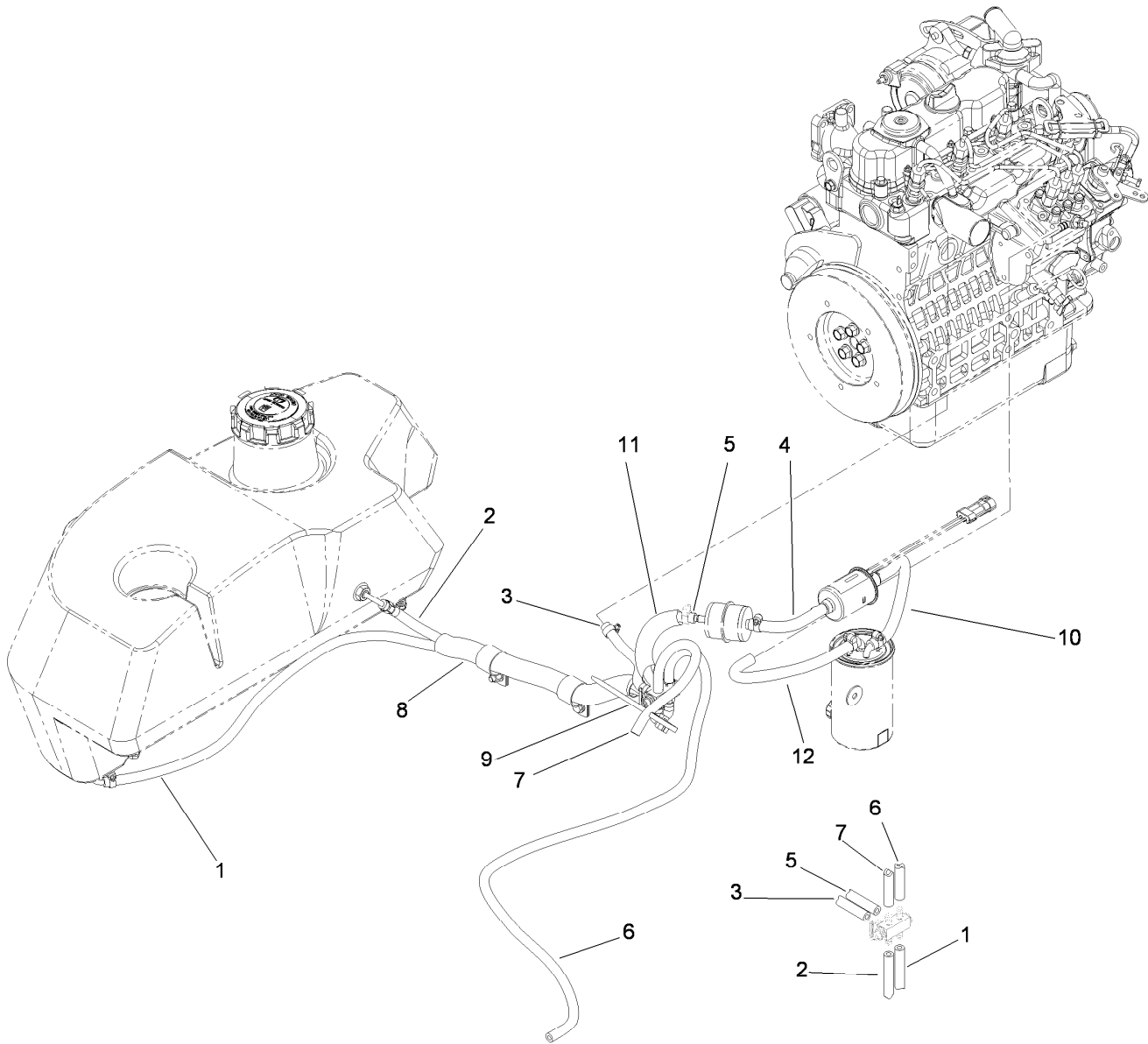
Ref.	Part Number	Qty.	Description
1	322-3	3	Screw-HH
2	1-805005	2	Washer-Lock
3	3256-23	13	Washer-Flat
4	1-643293	6	Clamp-Hose, Fuel
5	114-8221	1	RH Fuel Tank ASM
5:2	103-2615	2	Fitting-Fuel, Bulkhead
6	114-8214	2	Biodiesel Cap ASM
7	1-633023	6	Stud
8	1-633349	6	Spring-Tank, Fuel
9	322-7	1	Screw-HH
10	108-5928	1	Swivel-Stop, Cable
11	3220-1	2	Nut-Jam
12	117-3850	1	Throttle Control ASM
12:1	112-2334	1	Lever-Throttle
13	2412-108	9	Clamp-Worm
14	1-643277	3	Clamp-Hose, Fuel
15	110-8806	1	Pump-Fuel
16	3296-58	2	Nut-Lock, NI
18	1-603175	1	Knob-Ball
19	1-807513	2	Bolt-CARR
20	109-2661	4	Screw-PPH

Ref.	Part Number	Qty.	Description
22	117-0913	1	Control Panel ASM
22:2	121-7562	1	Decal-Panel, Control
23	114-8222	1	LH Fuel Tank ASM
23:2	103-2615	2	Fitting-Fuel, Bulkhead
24	1-643312	2	Clip-Loom
25	33114-020	1	Screw-HH
26	3296-29	1	Nut-Lock, NI
27	3296-47	7	Nut-Lock, NI
28	112-7836	1	Filter-Inline
29	1-643234	1	Valve-Fuel, Dual Flow
30	3296-2	2	Nut-Lock, NI
31	112-9188	1	Element-Filter, Fuel/Water
32	104-7201	1	Nut-HF
33	321-8	1	Screw-HH
34	110-8817	1	Bracket-Pump, Fuel
35	110-8807	1	Bracket-Filter, Fuel
36	322-9	2	Screw-HH
38	3256-82	1	Washer-Flat
39	114-1545-03	1	Bracket-Fuel Tank, LH
40	94-7564	1	Spacer
41	3256-24	2	Washer-Flat



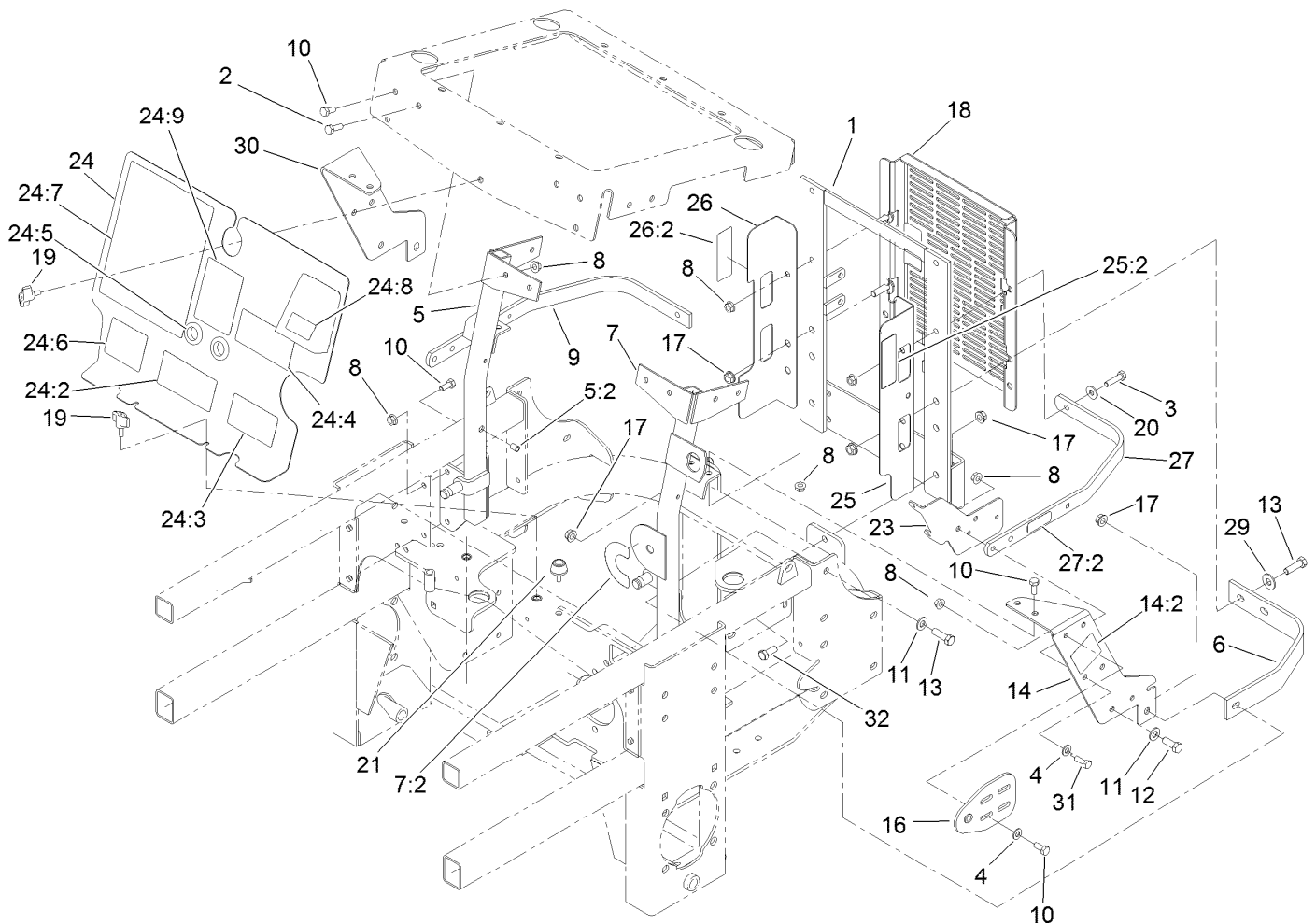
## Fuel System and Throttle Control Assembly (continued)

<i>Ref.</i>	<i>Part Number</i>	<i>Qty.</i>	<i>Description</i>
42	323-4	2	Screw-HH
43	3290-357	2	Nut-HHF, Whiz



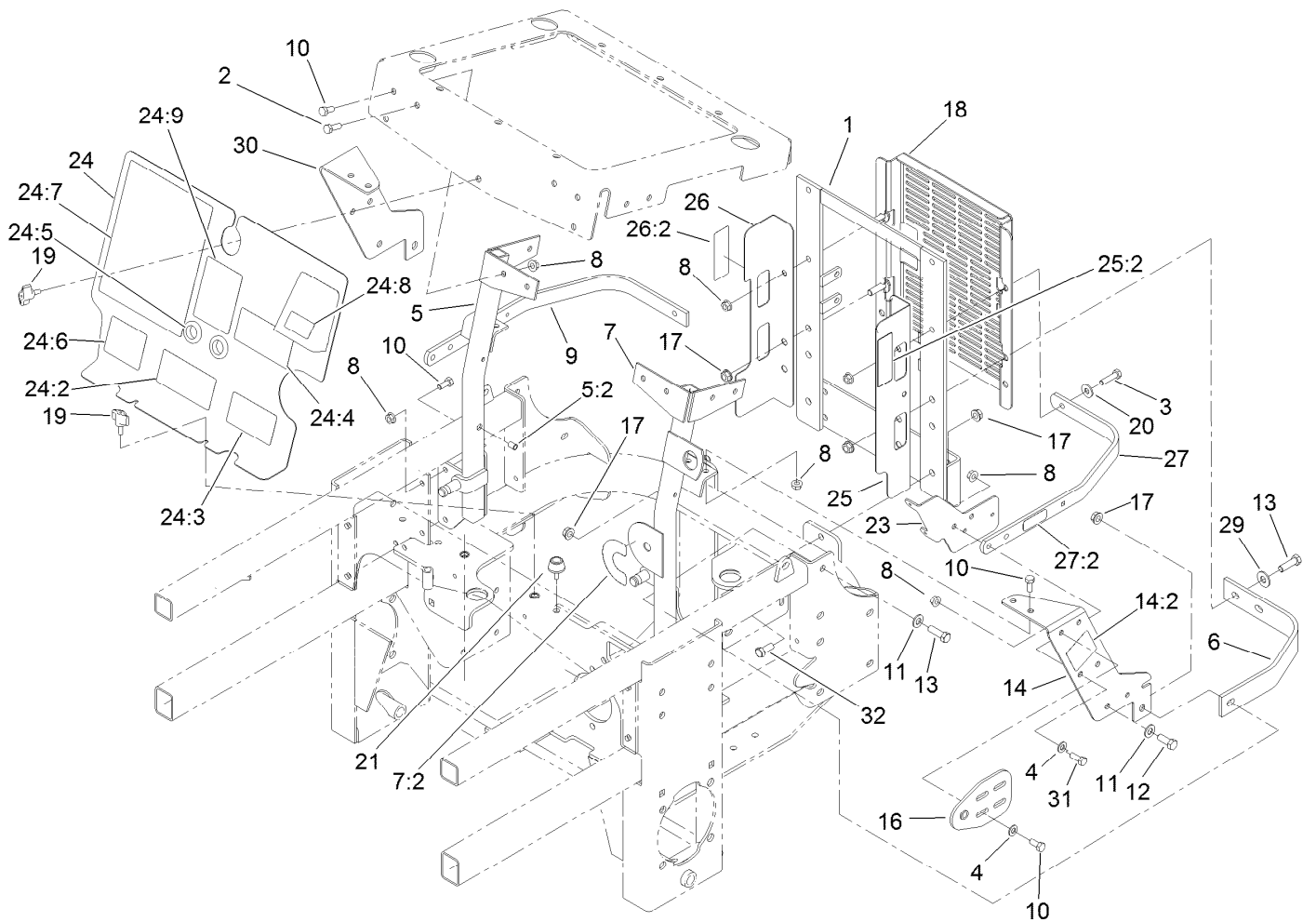
## Fuel Line Assembly

Ref.	Part Number	Qty.	Description
1	108-5376	1	Hose-Fuel
2	109-0301	1	Hose-Fuel
3	109-0306	1	Hose-Fuel
4	108-3283	1	Hose-Fuel
5	109-0303	1	Hose-Fuel
6	109-0275	1	Hose-Fuel
7	109-0297	1	Hose-Fuel
8	108-5377	1	Sleeve-Fabric
9	1-303335	1	Tie-Plastic
10	110-4124	1	Hose-Fuel
11	114-8224	1	Conduit-Fuel Line
12	110-4105	1	Hose-Fuel



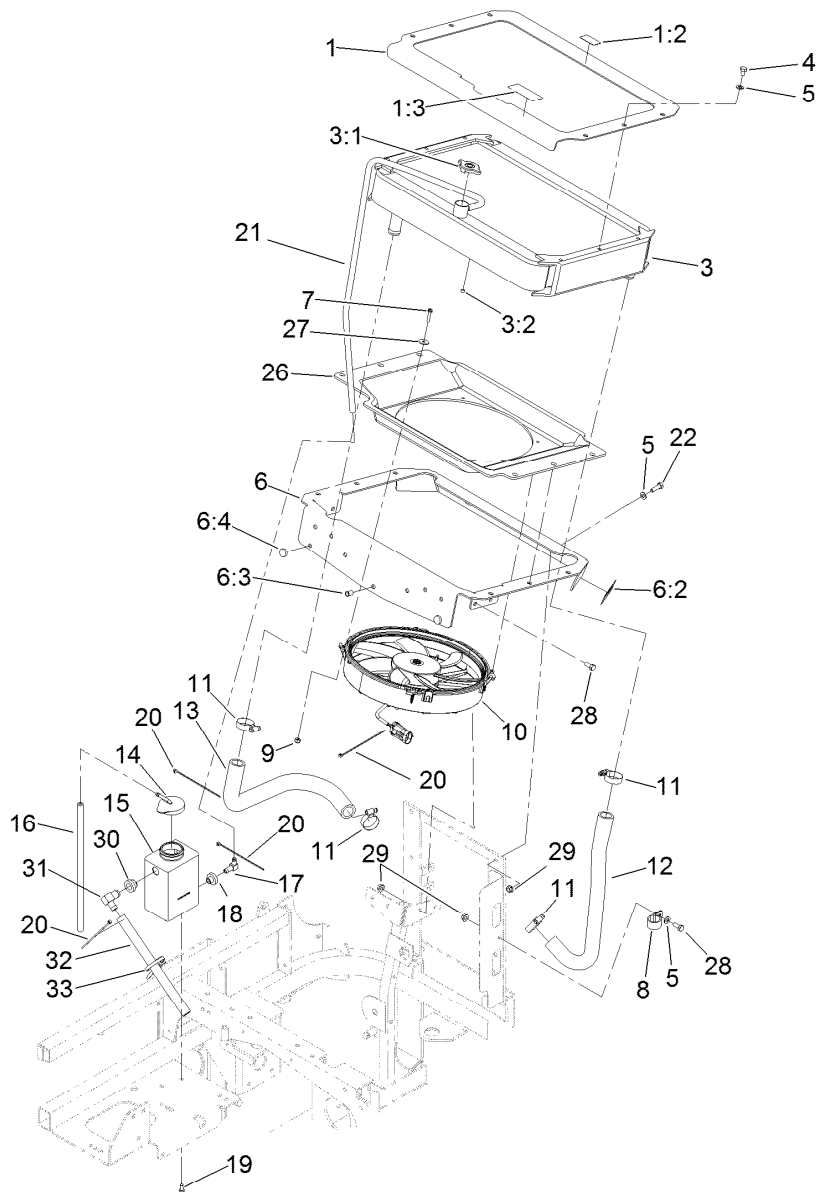
## Engine Housing Assembly

<i>Ref.</i>	<i>Part Number</i>	<i>Qty.</i>	<i>Description</i>	<i>Ref.</i>	<i>Part Number</i>	<i>Qty.</i>	<i>Description</i>
1	107-9934-03	1	Support-Radiator, Rear	20	3256-3	2	Washer-Flat
2	322-5	2	Screw-HH	21	109-2365	2	Bumper-Rubber
3	322-6	2	Screw-HH	23	119-0393-03	1	Bracket-Relay, Fuse
4	3256-23	8	Washer-Flat	24	108-5936	1	Front Engine Shield ASM
5	114-1170	1	RH Radiator Brace ASM	24:2	110-3853	1	Decal-Danger, Rotating Devices
5:2	32148-11	1	Insert-Threaded	24:3	108-5955	1	Decal-Routing, Hydro Belt
6	103-7623-03	2	Strap-Guard	24:4	110-3852	1	Decal- Warning, Buzzer
7	110-3870	1	LH Radiator Brace ASM	24:5	100-3815	2	Grommet-Rubber
7:2	107-2114	1	Decal-Valve, Fuel	24:6	108-5957	1	Decal-Routing, Clutch Belt
8	32128-20	22	Nut-HF	24:7	110-3851	1	Decal-Check, Service
9	114-8223-03	1	Top-Rib	24:8	110-0806	1	Decal-Caution
10	322-3	14	Screw-HH	24:9	104-2449	1	Decal-Coolant
11	3256-24	3	Washer-Flat	25	110-0879	1	Guard-Fan, LH (Ce)
12	323-6	1	Screw-HH	25:2	107-7719	1	Decal-Danger
13	323-7	4	Screw-HH	26	110-0888	1	Guard-Fan, RH (Ce)
14	119-6650	1	LH Support Bracket ASM	26:2	107-7719	1	Decal-Danger
14:2	119-0398	1	Decal-Fuse	27	119-0399	1	Top Strap ASM
16	108-5345-03	2	Plate-Pivot, Hood	27:2	119-0397	1	Decal-Relay
17	3290-357	7	Nut-HHF, Whiz	29	3256-4	2	Washer-Flat
18	112-8302-03	1	Shield-Cooler	30	108-5339-03	1	Bracket-Support, RH
19	98-8332	3	Knob				



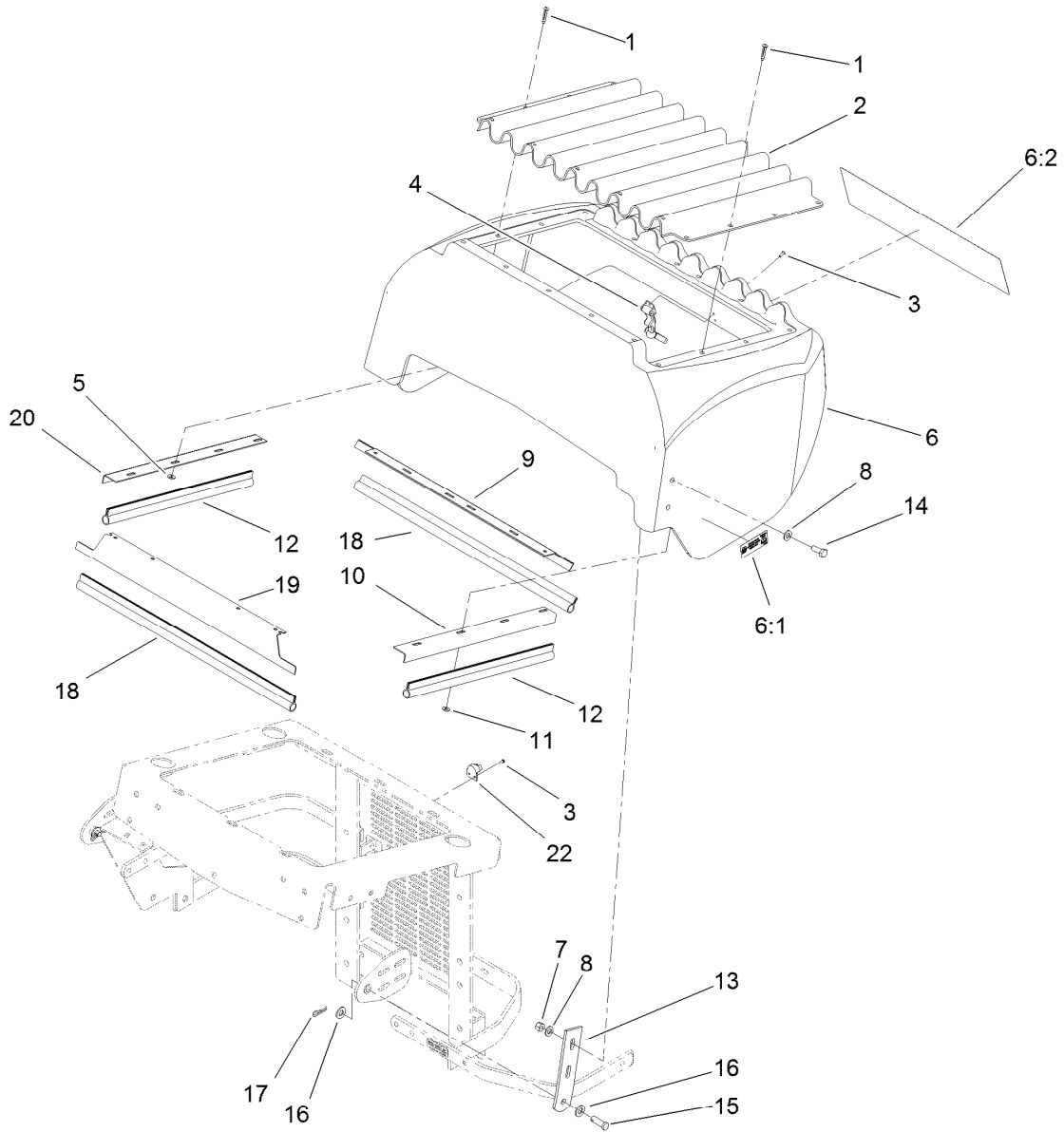
## Engine Housing Assembly (continued)

<i>Ref.</i>	<i>Part Number</i>	<i>Qty.</i>	<i>Description</i>
31	322-4	4	Screw-HH
32	323-5	2	Screw-HH



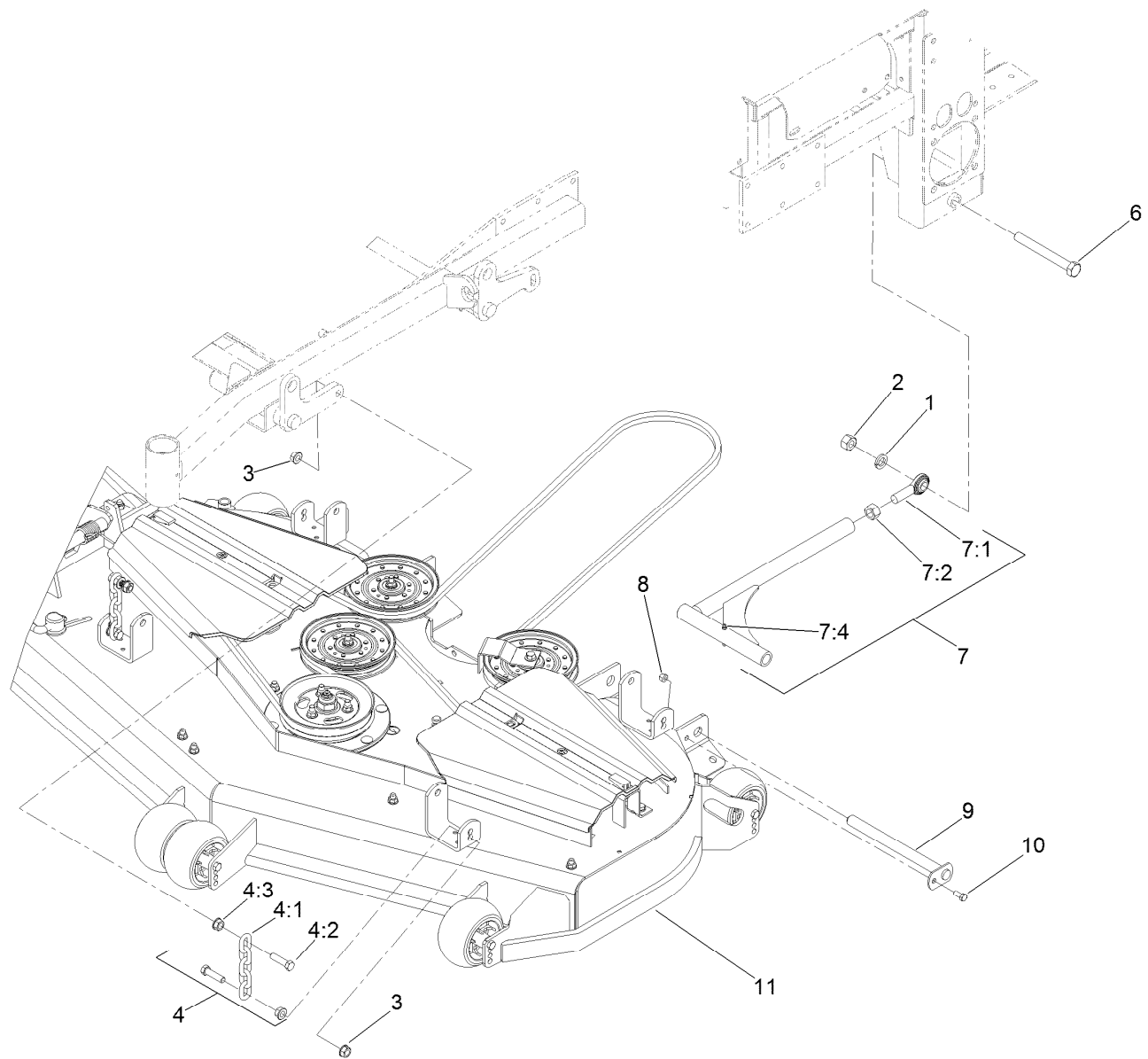
## Cooling System Assembly

<i>Ref.</i>	<i>Part Number</i>	<i>Qty.</i>	<i>Description</i>	<i>Ref.</i>	<i>Part Number</i>	<i>Qty.</i>	<i>Description</i>
1	112-8305	1	Top Radiator Plate ASM	13	112-8314	1	Hose-Radiator, RH
1:2	106-5517	1	Decal-Warning, Hot Surface	14	1-643164	1	Cap-Tank, Overflow
1:3	110-3842	1	Decal-Antifreeze	15	117-0941	1	Tank-Overflow
3	108-5382	1	Radiator ASM	16	1-603954	1	Hose-Line, Fuel
3:1	114-8202	1	Cap-Radiator	17	1-643259	1	Fitting-Elbow
3:2	99-8551	1	Plug-Pipe	18	1-513645	1	Bushing-Valve, Fuel
4	322-1	6	Screw-HH	19	321-2	2	Screw-HH
5	3256-23	16	Washer-Flat	20	1-303287	6	Tie-Cable
6	112-8306	1	Bottom Rad Plate ASM	21	103-1428	1	Hose-Overflow
6:2	107-7719	2	Decal-Danger	22	322-5	3	Screw-HH
6:3	32148-6	1	Insert-Nut	26	112-8317	1	Shroud
6:4	1-513658	2	Bumper	27	3256-67	4	Washer-Flat
7	1-803067	4	Screw	28	322-3	10	Screw-HH
8	1-643312	1	Clip-Loom	29	32128-20	3	Nut-HF
9	1-804254	4	Nut-Lock, HH	30	104-0790	1	Bushing
10	112-4172	1	Fan-Hi Performance	31	117-0943	1	Fitting-Elbow
11	1-633989	4	Clamp-Hose	32	115-4969	1	Hose-Overflow
12	108-5372	1	Hose-Radiator, LH	33	1-303335	1	Tie-Plastic



## Hood Assembly

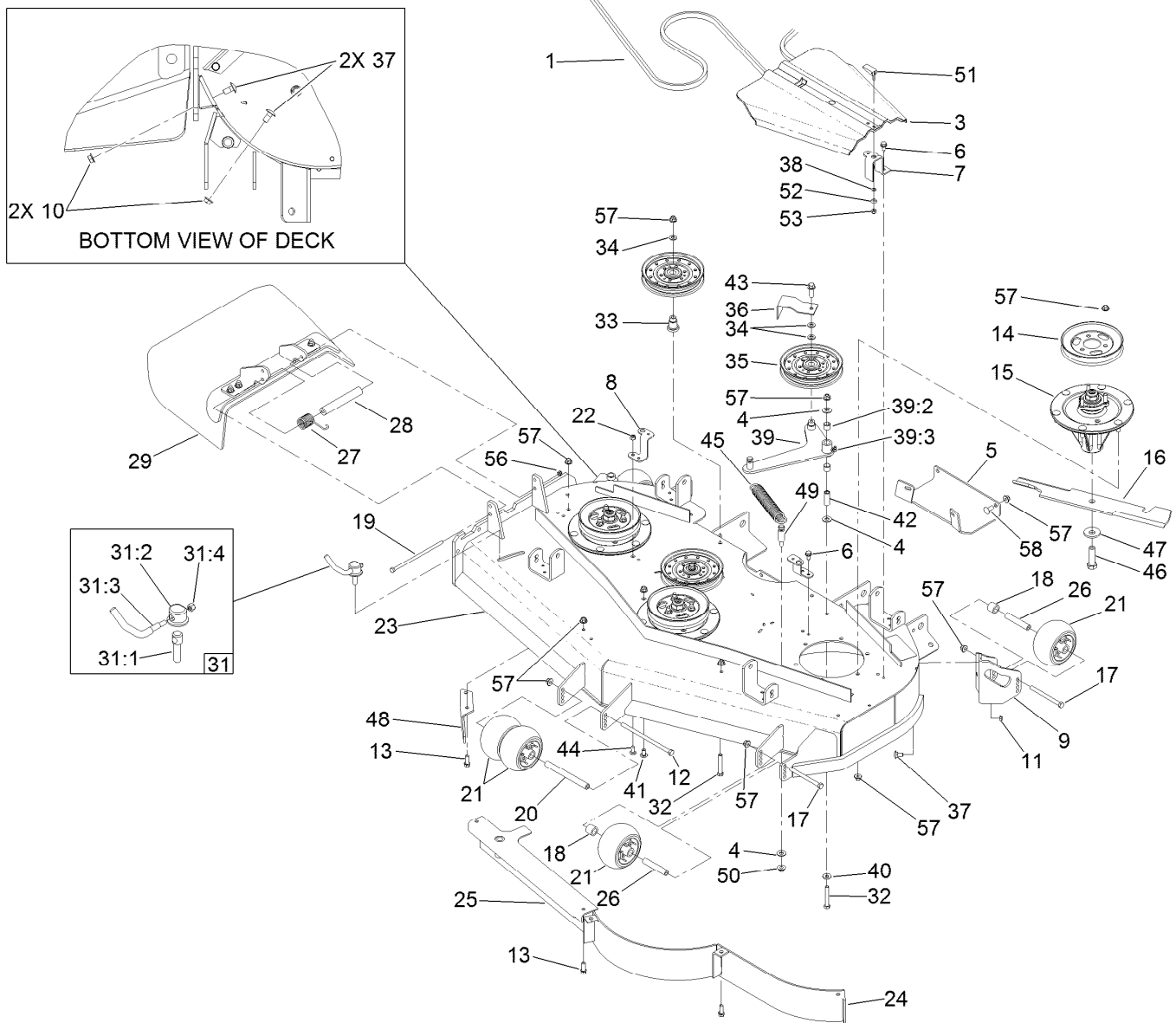
<i>Ref.</i>	<i>Part Number</i>	<i>Qty.</i>	<i>Description</i>	<i>Ref.</i>	<i>Part Number</i>	<i>Qty.</i>	<i>Description</i>
1	1-803072	17	Rivet	11	3256-14	12	Washer-Flat
2	1-633864-03	1	Screen-Radiator	12	1-643186	2	Seal-Trim
3	923786	4	Rivet	13	108-5337-03	2	Plate-Hinge, Hood
4	1-643188	1	Latch-Rubber	14	322-4	4	Screw-HH
5	1-303435	4	Washer-Spring	15	1-808285	2	Pin-Clevis
6	114-8225	1	Hood ASM	16	3256-24	4	Washer-Flat
6:1	114-9600	2	Decal-Low Sulfur	17	1-806003	2	Pin-Cotter
6:2	121-7558	1	Decal	18	1-643187	2	Seal-Trim
7	3296-29	4	Nut-Lock, NI	19	117-6166-03	1	Bracket Seal, Radiator Front
8	3256-23	8	Washer-Flat	20	1-643106-03	1	Angle-Radiator, RH
9	1-643108-03	1	Angle-Radiator, Bottom	22	1-643189	1	Keeper-Latch, Rubber
10	1-643105-03	1	Angle-Radiator, LH				



## Deck Connection Assembly

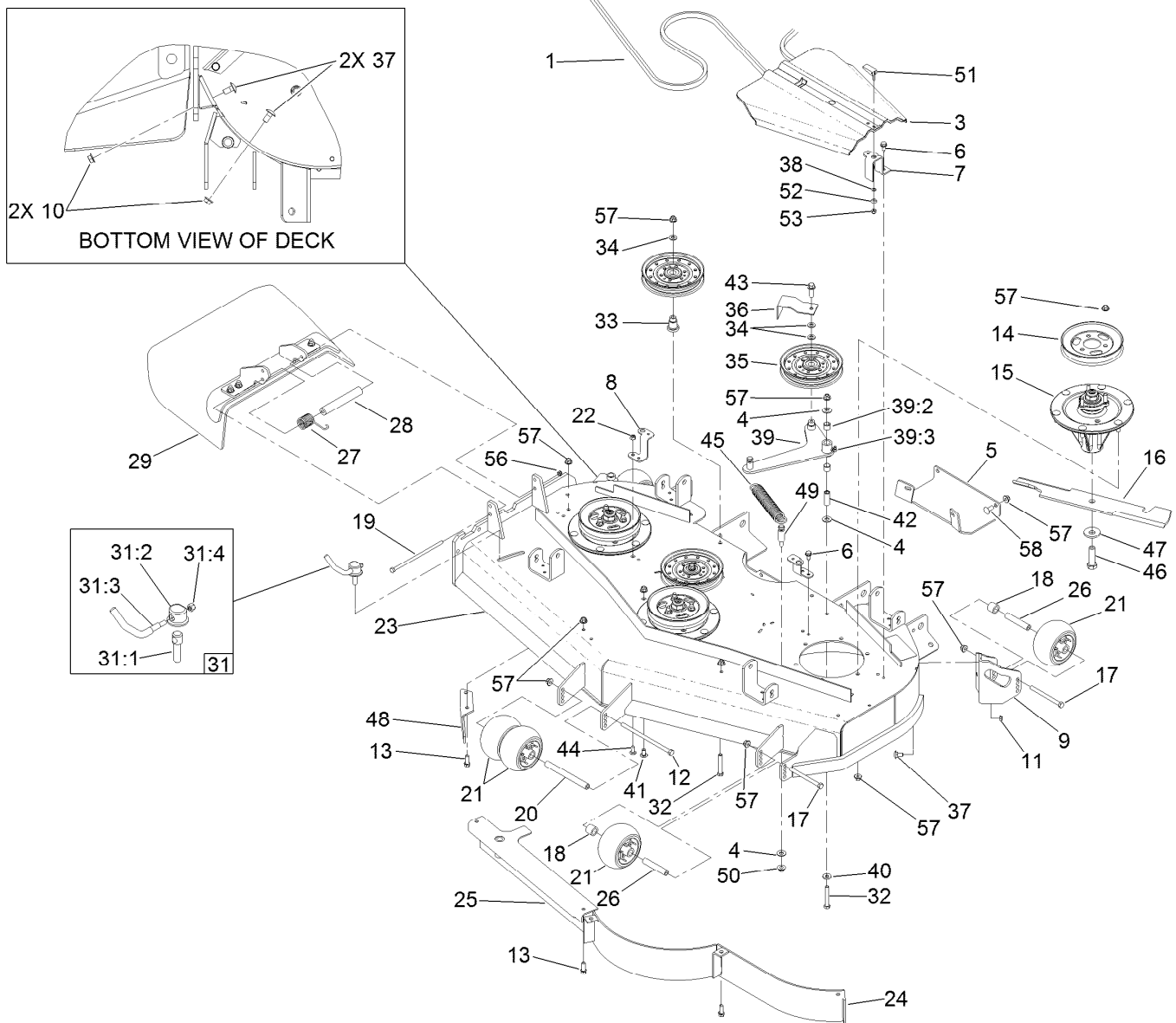
Ref.	Part Number	Qty.	Description	Ref.	Part Number	Qty.	Description
1	3253-8	2	Washer-Lock	7	108-5969	2	Strut ASM
2	3217-11	2	Nut-Hex	7:1	1-633029	1	Balljoint-Spherical
3	32128-37	8	Nut-HF	7:2	3219-6	1	Nut-Hex
4	103-9792	4	Deck Chain ASM	7:4	109-1380	1	Fitting-Grease
4:1	1-633447	1	Chain-Lift, Deck	8	3296-29	2	Nut-Lock, NI
4:2	103-1898	2	Screw-HH	9	1-632199-01	2	Pin-Strut
4:3	32128-37	2	Nut-HF	10	322-3	2	Screw-HH
6	327-28	2	Screw-HH	11		1	Deck ASM ●

● Not serviced separately



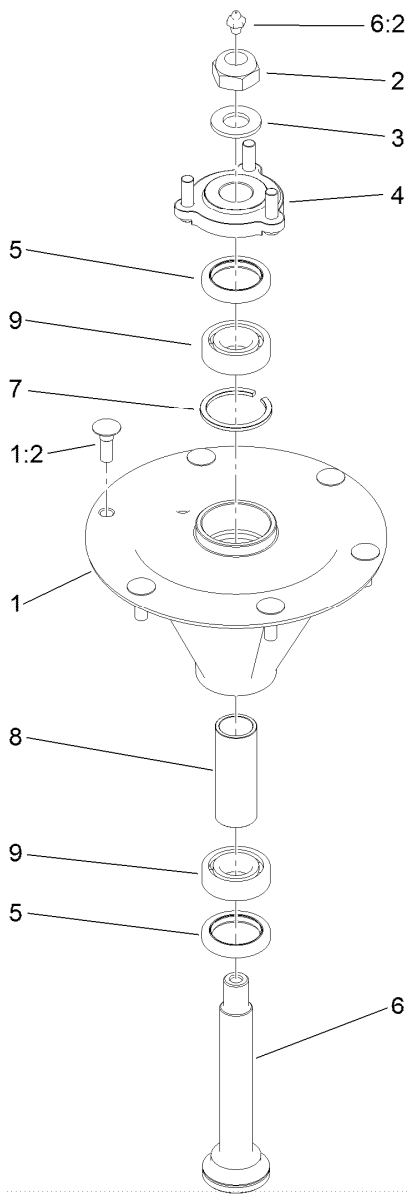
## Deck Assembly

Ref.	Part Number	Qty.	Description	Ref.	Part Number	Qty.	Description
1	108-5951	1	Belt-V	23	114-4473	1	Deck Decal ASM
3	112-8665	2	Cover-Belt	24	105-7754-01	1	Baffle
4	3256-4	3	Washer-Flat	25	105-7755-01	1	Baffle
5	106-7358-01	1	Plate-Skid	26	98-7912	3	Tube-Spanner
6	32144-70	3	Screw-HWHTF	27	108-4052	1	Spring-Torsion
7	119-4220-01	2	Bracket-Cover	28	105-4622	1	Spacer
8	108-2177-01	2	Bracket-Cover, Tall	29	108-2792	1	Rubber Deflector ASM
9	106-7354-01	1	Mount-Wheel, LH	31	107-1664	1	Lever ASM
10	3290-357	4	Nut-HHF, Whiz	31:1	106-3239	1	Screw-Lock
11	3296-59	3	Nut-Lock, NI	31:2	107-1644	1	Cap-Lock
12	108-5388	1	Screw-HH	31:3	106-3241	1	Lever-Lock
13	92-1624	6	Screw-HWH	31:4	3296-29	1	Nut-Lock, NI
14	105-7735	3	Pulley	32	323-12	3	Screw-HH
15	119-8560	3	Spindle ASM	33	106-3214	2	Mount-Pulley
16	105-7781-03	3	Blade-18In, Hi Flow	34	3256-24	4	Washer-Flat
17	323-23	3	Screw-HH	35	116-4667	3	Idler-Pulley, Flat
18	98-7913	3	Tube-Spacer	36	108-7220-01	1	Guide-Belt
19	322-50	1	Screw-HH	37	3231-1	7	Screw-CARR
20	98-5967	1	Spacer-Wheel	38	99-3058	2	Washer
21	1-603299	5	Roller-Scalp, Anti	39	108-5949	1	Deck Idler Arm ASM
22	3296-29	1	Nut-Lock, NI	39:2	103-4681	2	Sleeve-Bearing



## Deck Assembly (continued)

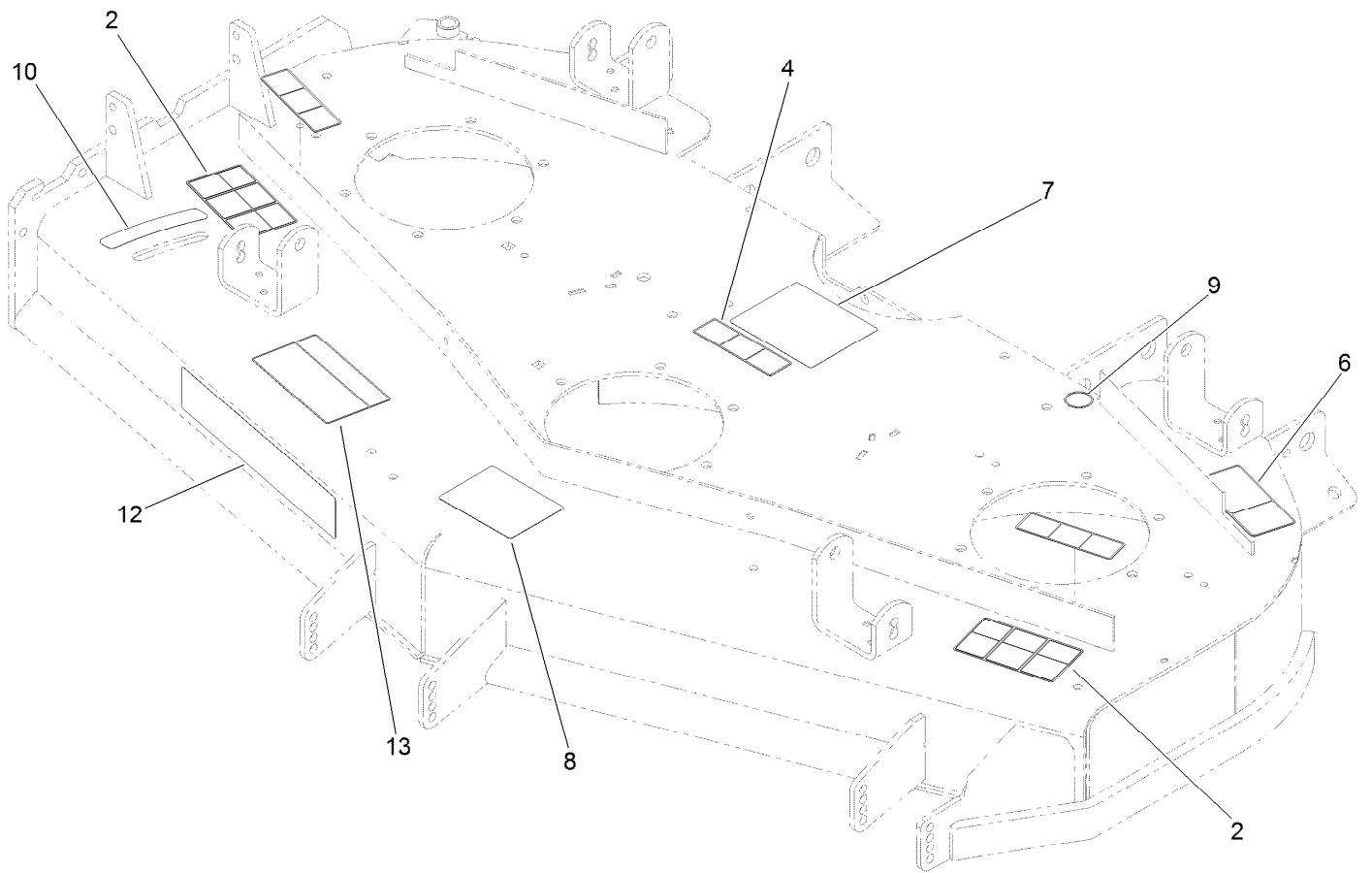
Ref.	Part Number	Qty.	Description	Ref.	Part Number	Qty.	Description
39:3	302-40	1	Fitting-Grease, 90 DEG	49	110-0801	1	Pin-Threaded, Spring Anchor
40	98-5975	1	Washer-Belleville	50	32128-19	1	Nut-HF
41	3231-21	1	Screw-CARR	51	106-6777	2	Handle-Latch, Swell
42	1-603044	1	Bushing	52	106-6778	2	Bushing-Latch, Swell
43	3234-24	1	Screw-HHF	53	1-804254	2	Nut-Lock, HH
44	3230-23	1	Screw-CARR	56	3296-47	1	Nut-Lock, NI
45	119-0392	1	Spring-Extension	57	104-8301	45	Nut-Flange, NI
46	51-4060	3	Screw-Blade	58	3231-27	4	Screw-CARR
47	103-0865	3	Washer-Blade Bolt, Heavy				
48	106-3216-01	1	Baffle-Discharge				



## Spindle Assembly No. 119-8560

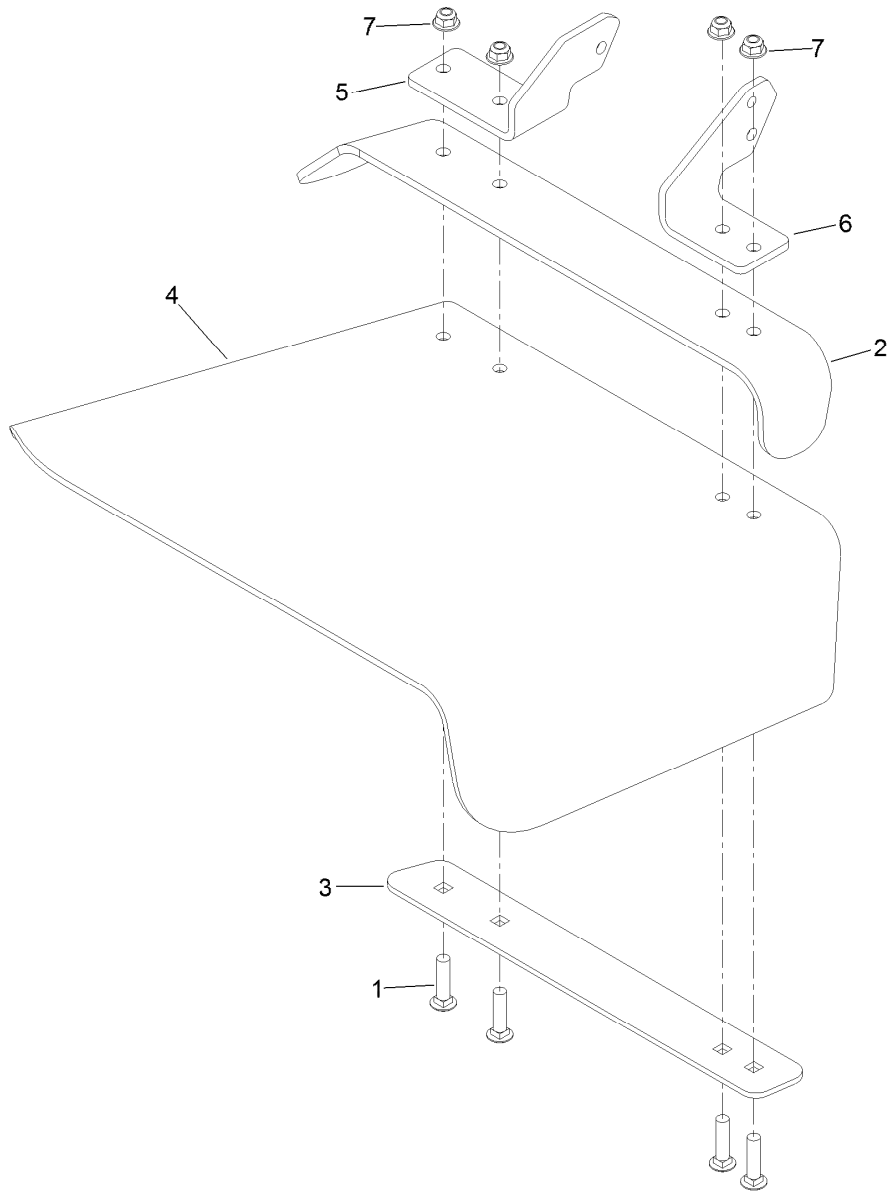
<i>Ref.</i>	<i>Part Number</i>	<i>Qty.</i>	<i>Description</i>
1		1	Spindle Housing And Studs ASM ●
1:2	114-8195	6	Bolt-Ribbed Neck
2	3296-67	1	Nut-Lock, NI
3	92-5836	1	Washer
4	117-6172	1	Spindle Hub ASM
5	253-133	2	Seal-Oil
6	119-8527	1	Shaft-Spindle
6:2	302-2	1	Fitting-Grease
7	119-8532	1	Snap Ring
8	117-6184	1	Spacer
9	119-8558	2	Bearing-Noseal

● Not serviced separately



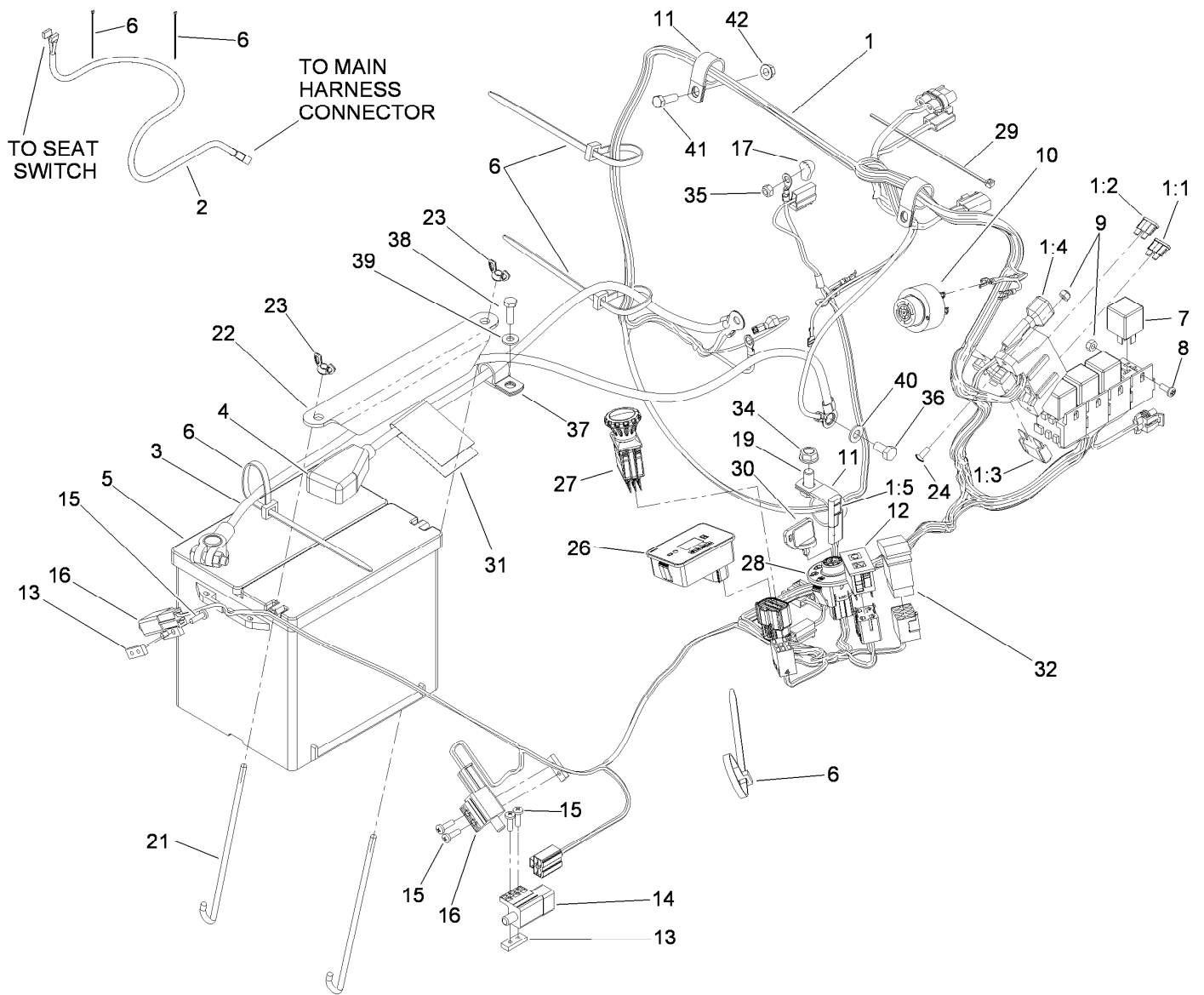
## Deck Decal Assembly No. 114-4473

<i>Ref.</i>	<i>Part Number</i>	<i>Qty.</i>	<i>Description</i>
2	117-3848	2	Decal-Danger
4	112-9028	3	Decal-Cover Missing
6	93-7818	1	Decal-Torque, Blade Bolt
7	108-5981	1	Decal-Routing, Belt
8	127-0326	1	Decal-Anti Scalp
9	58-6520	1	Decal-Grease
10	110-2067	1	Decal-Setting, Baffle
12	107-1618	1	Decal
13	110-2068	1	Decal-Adjustment, Baffle



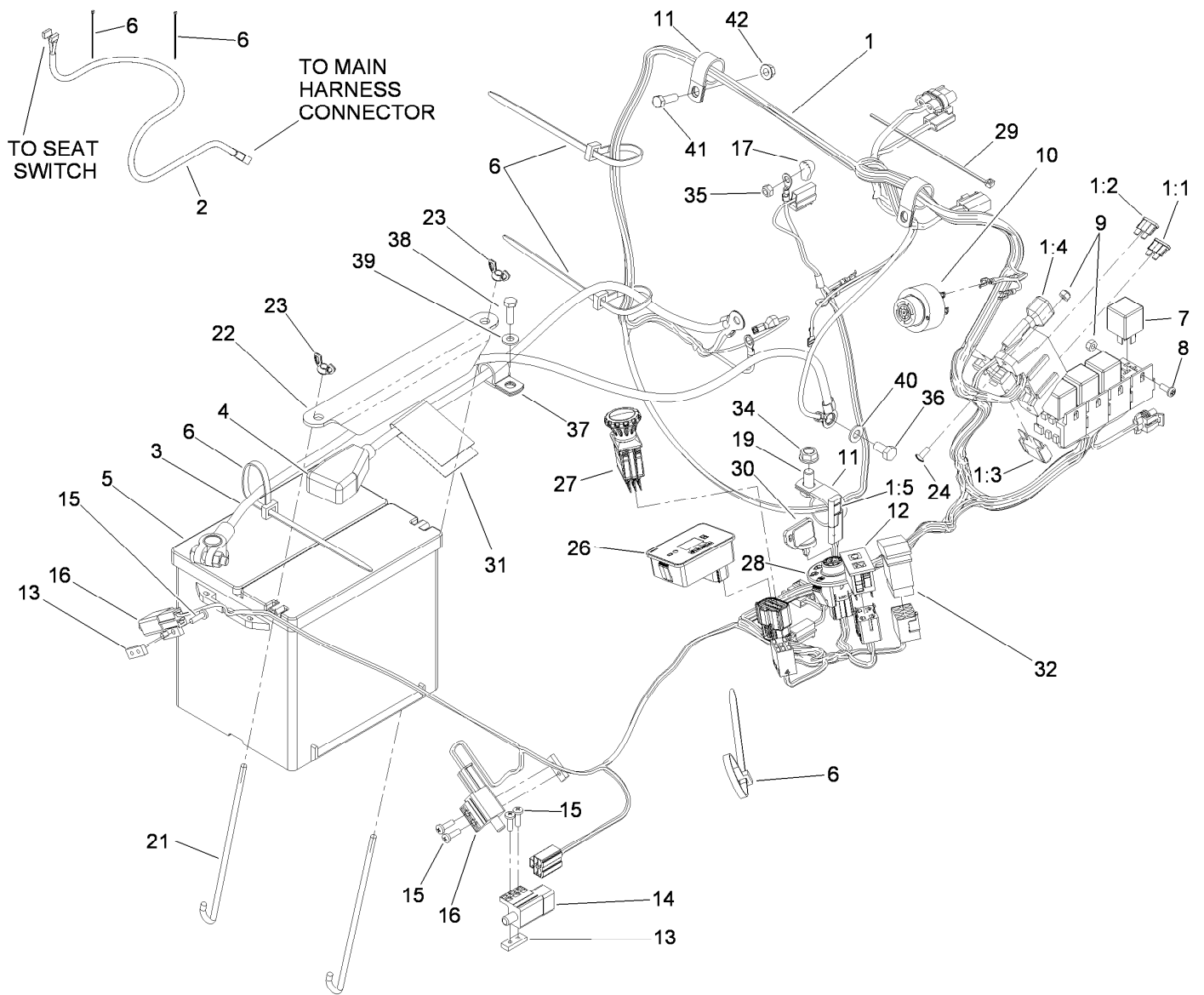
## Rubber Deflector Assembly No. 108-2792

<i>Ref.</i>	<i>Part Number</i>	<i>Qty.</i>	<i>Description</i>
1	3231-4	4	Screw-CARR
2	106-3246-01	1	Deflector
3	106-3248-03	1	Strap-Discharge
4	108-5029	1	Deflector-Rubber
5	108-4059-01	1	Plate-Hinge, Rear
6	106-3253-01	1	Plate-Hinge, Front
7	104-8301	4	Nut-Flange, NI



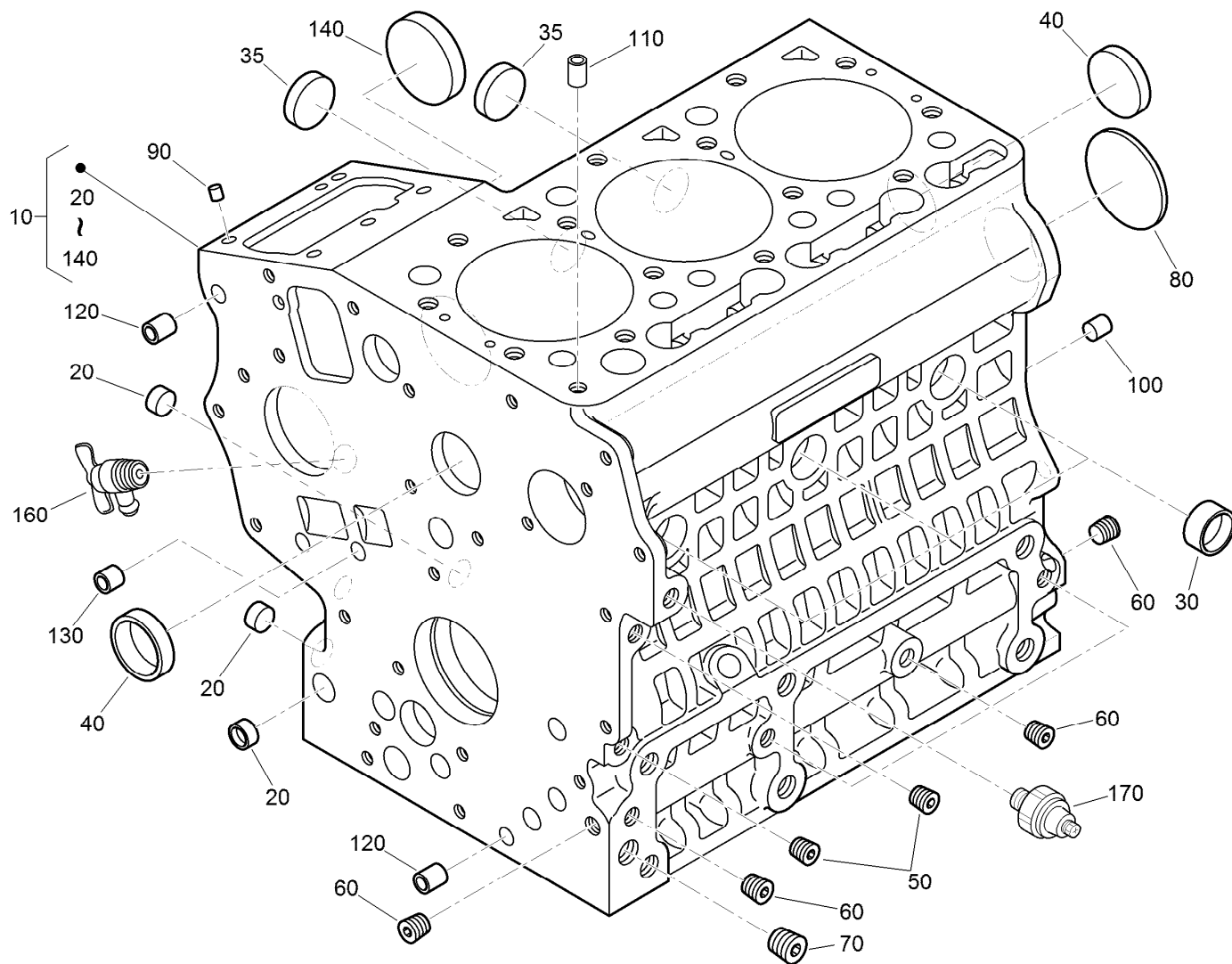
## Electrical Assembly

Ref.	Part Number	Qty.	Description	Ref.	Part Number	Qty.	Description
1	119-0351	1	Harness-Wire	17	1-643178	1	Cap-Insulator, Red
1:1	218-578	1	Fuse-Blade, 10 Amp	19	323-4	1	Screw-HH
1:2	109103	1	Fuse-Blade, 30 Amp	21	103-1312	2	Bolt-Holddown
1:3	94-8002	1	Fuse-Blade, 50 Amp	22	103-1311-03	1	Holddown-Battery
1:4	100-4918	1	Diode-Over Molded	23	1-543792	2	Wingnut
1:5	116-0053	1	Cap-Plug	24	1-803075	2	Screw-Head, Truss
2	103-1227	1	Harness-Wiring, Seat	26	116-5609	1	Module ASM
3	110-0303	1	Cable-Battery, Negative	27	116-0124	1	Switch-PTO, 10A
4	110-0304	1	Cable-Battery, Positive	28	117-2221	1	Switch-Ignition
5	106-5187	1	Battery-Dry	29	1-303287	1	Tie-Cable
6	1-303335	7	Tie-Plastic	30	63-8360	2	Key-Ignition
7	1-643275	4	Relay	31	107-9309	1	Decal-Instructions, Charging
8	1-803071	2	Screw	32	110-0811	1	Switch-Rocker
9	3296-2	4	Nut-Lock, NI	34	3290-357	1	Nut-HHF, Whiz
10	103-0205	1	Alarm-Tone, Dual	35	33023-00	1	Nut-Lock
11	1-643312	3	Clip-Loom	36	33114-016	1	Screw-HH
12	100-8071	1	Lamp-Warning	37	1-633396	2	Clip-Loom
13	1-633181	3	Plate-Tapped	38	321-5	2	Screw-HH
14	1-633111	1	Switch	39	3256-22	2	Washer-Flat
15	3290-500	6	Screw-PPH	40	3256-23	1	Washer-Flat
16	1-513051	2	Switch-Open, Normally				



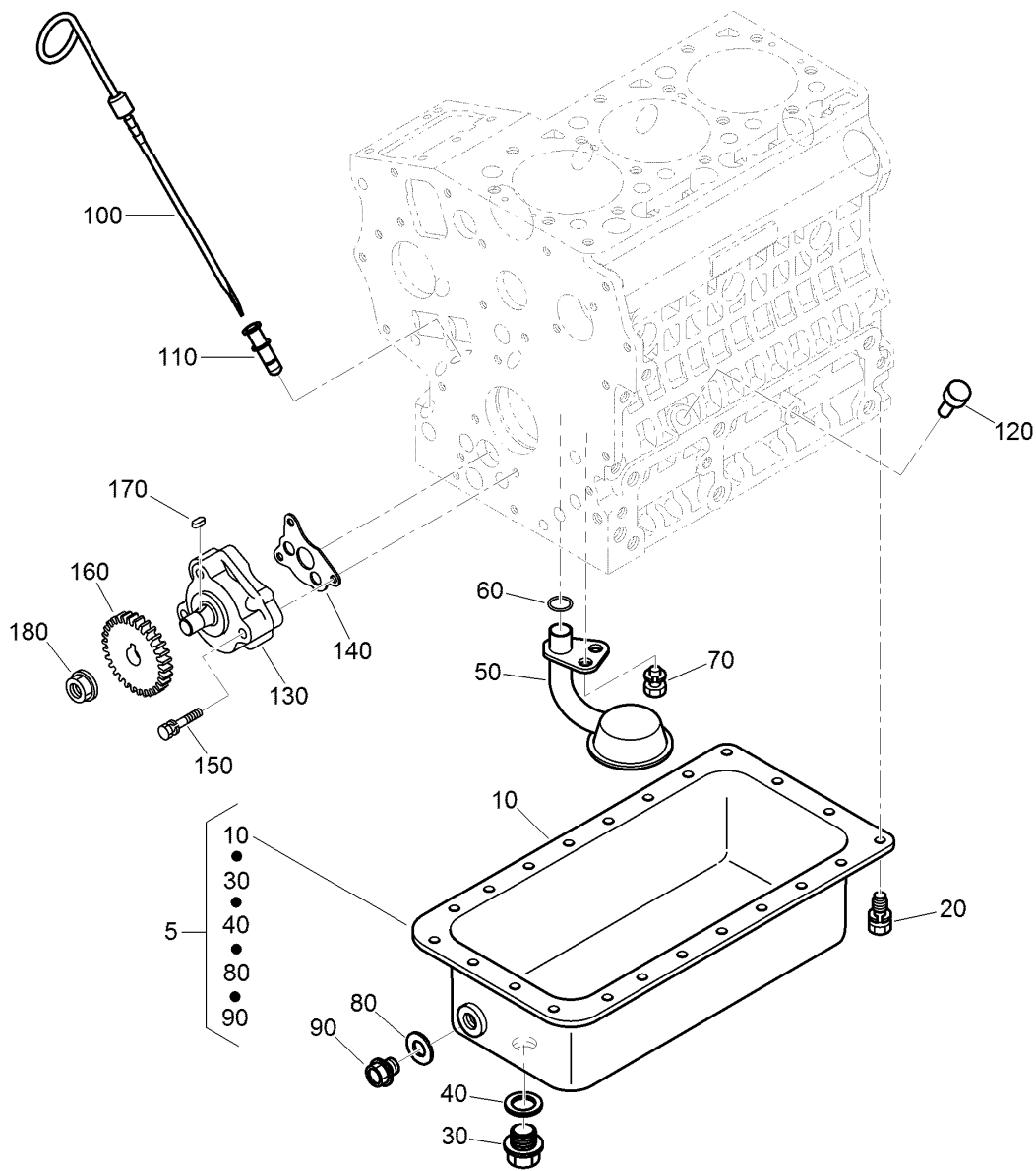
## Electrical Assembly (continued)

<i>Ref.</i>	<i>Part Number</i>	<i>Qty.</i>	<i>Description</i>
41	322-5	2	Screw-HH
42	32128-20	2	Nut-HF



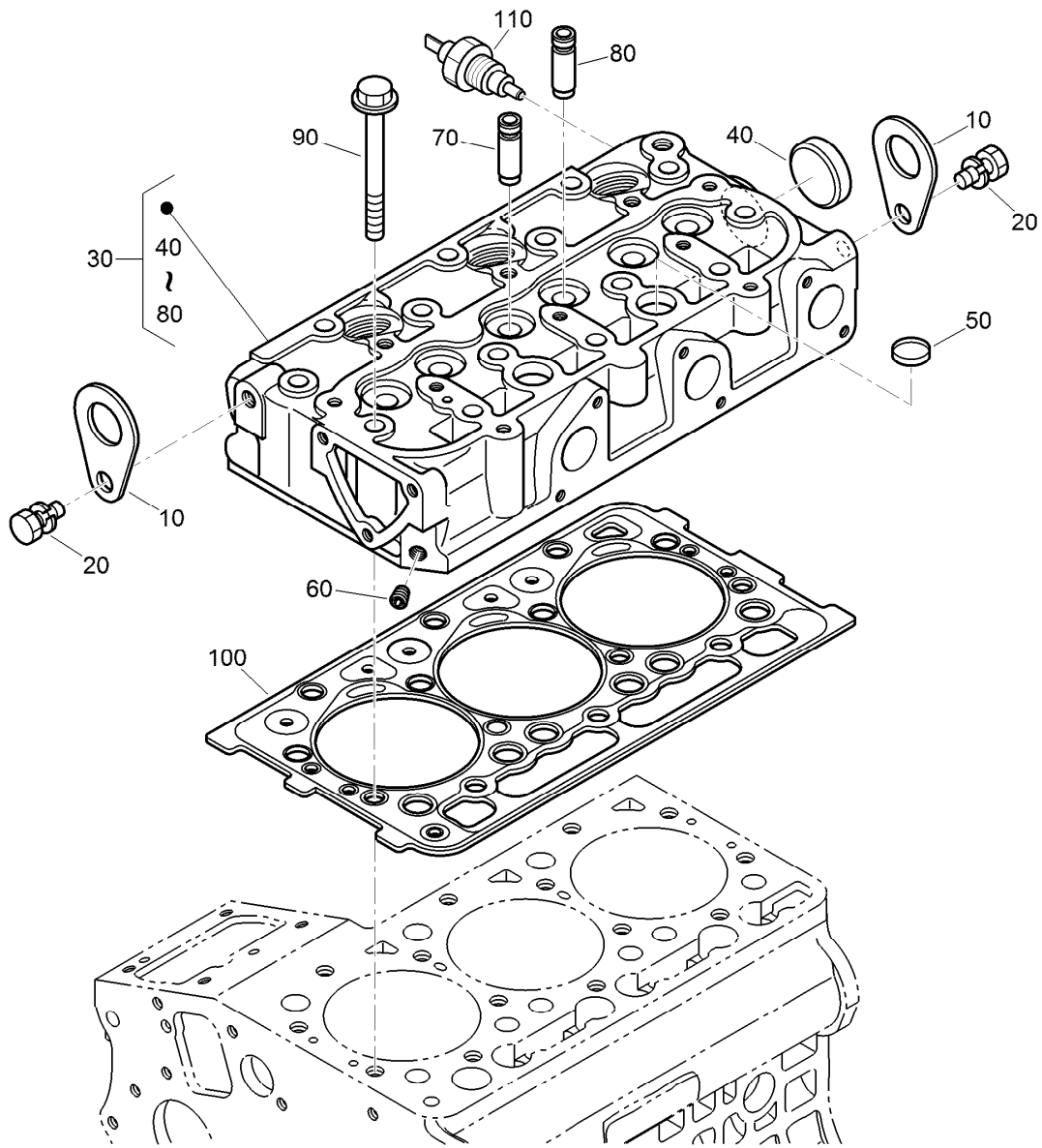
## Crankcase Assembly

<i>Ref.</i>	<i>Part Number</i>	<i>Qty.</i>	<i>Description</i>	<i>Ref.</i>	<i>Part Number</i>	<i>Qty.</i>	<i>Description</i>
10	130-1486	1	Crankcase ASM	90	98-9375	2	Pin-Straight
20	100-2019	3	Cap-Sealing	100	98-9377	2	Pin-Straight
30	100-2020	3	Cap-Sealing	110	98-7506	1	Pin-Pipe
35	110-3702	2	Cap-Sealing	120	100-2051	2	Pin-Pipe
40	98-9398	2	Cap-Sealing	130	100-2051	2	Pin-Pipe
50	98-9687	5	Plug	140	100-1991	1	Cover-Fuel, Camshaft
60	98-7487	3	Plug	160	120-3121	1	Draincock ASM
70	98-7488	1	Plug	170	99-3582	1	Thermoswitch
80	100-1851	1	Plug-Expansion				



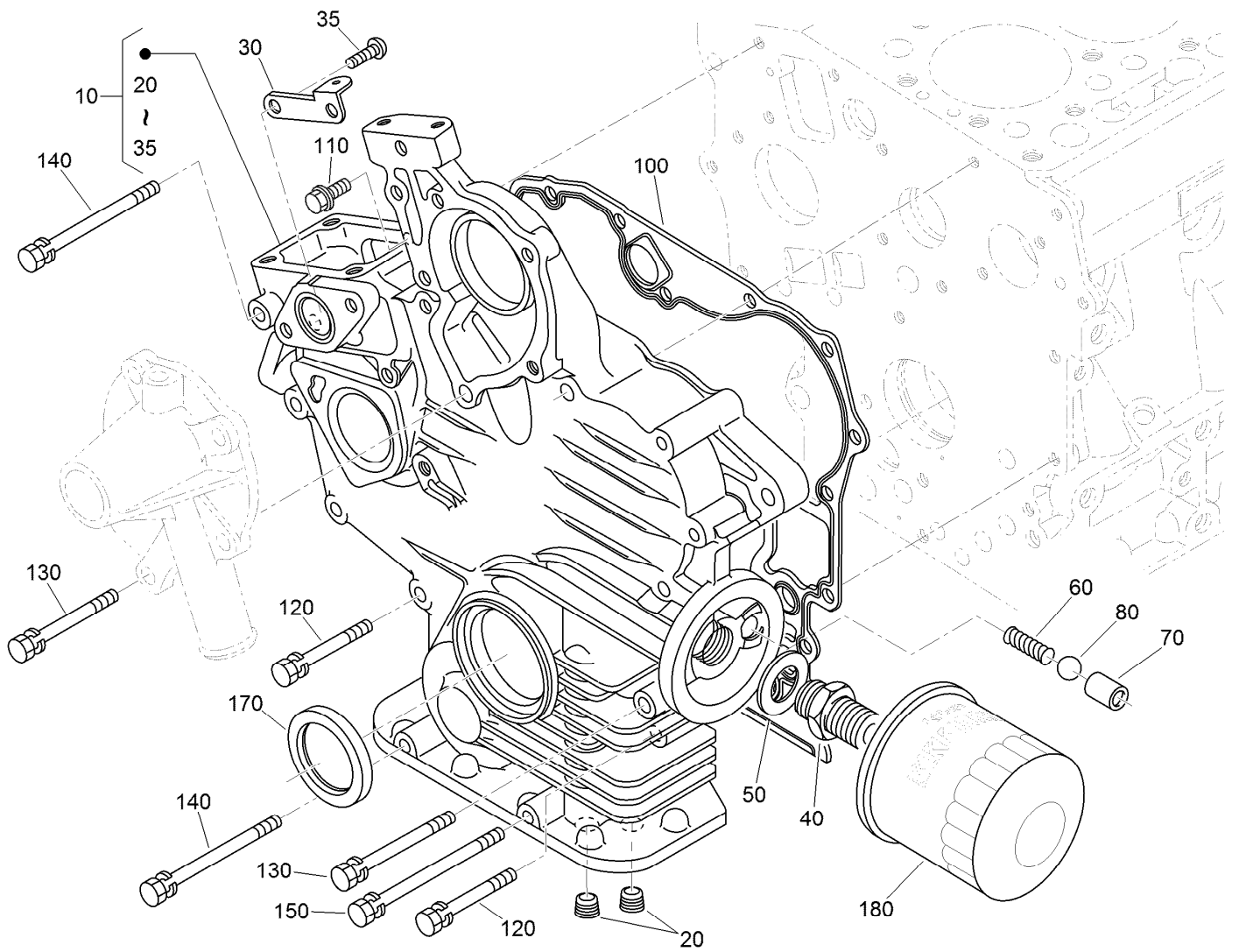
## Oil Pan, Oil Pump and Dipstick Assembly

Ref.	Part Number	Qty.	Description	Ref.	Part Number	Qty.	Description
5	112-8327	1	Oil Pan Kit	100	110-3719	1	Gauge-Oil
10	112-2523	1	Pan-Oil	110	105-4580	1	Guide-Gauge, Oil
20	98-9350	22	Bolt	120	110-3720	1	Plug-Gauge, Oil
30	114-8151	1	Plug-Drain	130	100-2002	1	Oil Pump ASM
40	110-9715	1	Gasket-Pan, Oil	140	100-2003	1	Gasket-Pump, Oil
50	100-2001	1	Strainer-Pickup, Oil	150	100-1923	3	Bolt
60	105-3776	1	O-Ring	160	130-1419	1	Gear-Drive, Oil Pump
70	100-9195	1	Bolt	170	98-7658	1	Key-Feather
80	98-7524	1	Gasket	180	100-1779	1	Nut-Flange
90	98-9686	1	Plug-Drain				



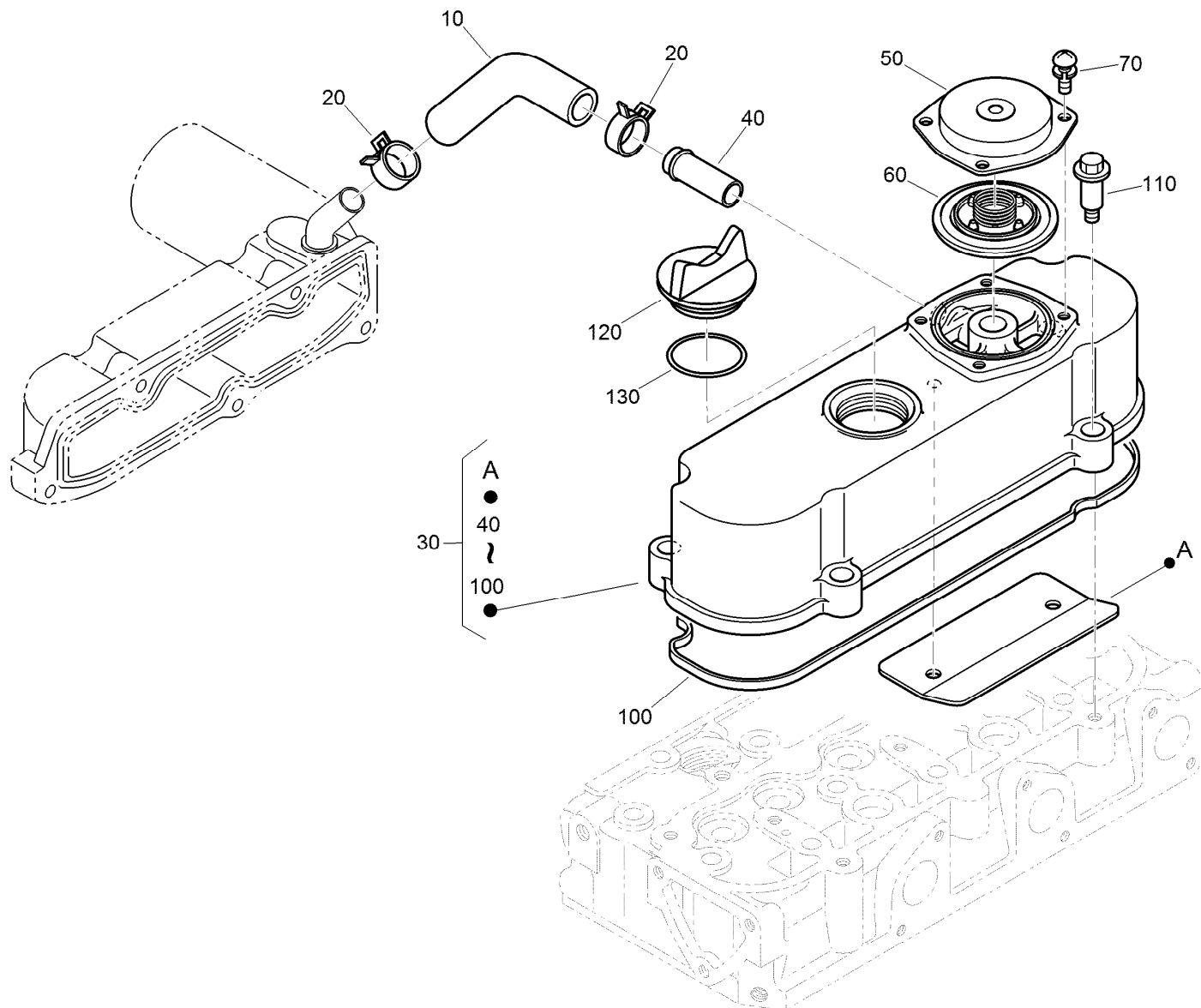
## Cylinder Head Assembly

Ref.	Part Number	Qty.	Description
10	98-7531	2	Hook-Engine
20	98-7526	2	Bolt
30	130-1533	1	Cylinder Head ASM
40	105-3705	1	Cap-Sealing
50	98-9389	2	Cap-Sealing
60	98-9687	1	Plug
70	100-1882	3	Guide-Valve, Inlet
80	100-1883	3	Guide-Valve, Exhaust
90	100-1820	14	Bolt-Head, Cylinder
100	112-2520	1	Gasket-Head, Cylinder
110	100-2230	1	Switch-Oil



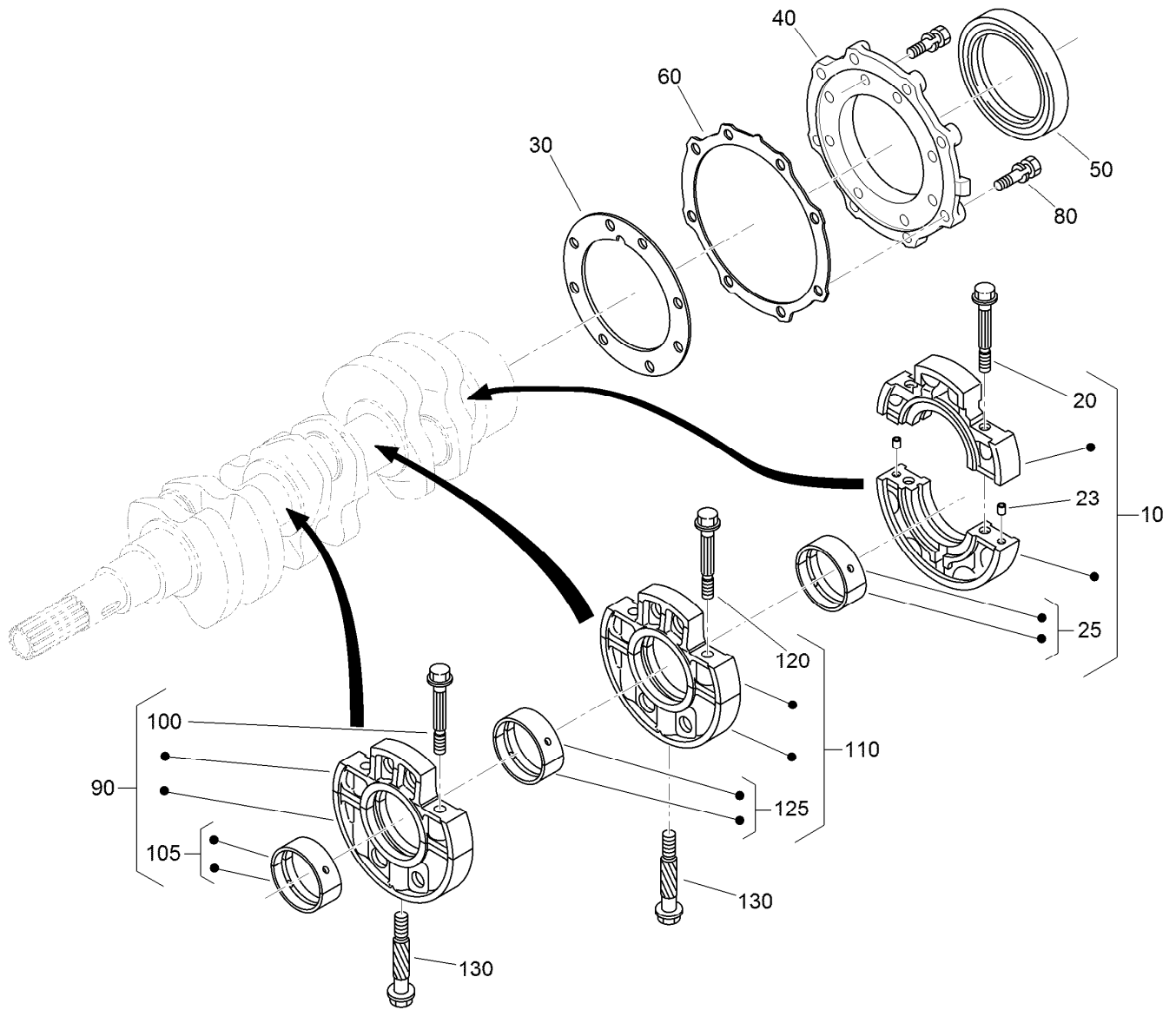
## Gear Case and Oil Filter Cartridge Assembly

<i>Ref.</i>	<i>Part Number</i>	<i>Qty.</i>	<i>Description</i>	<i>Ref.</i>	<i>Part Number</i>	<i>Qty.</i>	<i>Description</i>
10	120-3138	1	Gear Case ASM	100	117-0327	1	Gasket-Case, Gear
20	98-7488	2	Plug	110	127-0403	1	Bolt-Flange
30	110-3708	1	Stay-Spring, Start	120	125-9063	9	Bolt-Sems
35	100-2040	2	Screw	130	100-1922	2	Bolt
40	98-9388	1	Joint-Pipe	140	98-9357	2	Bolt
50	100-1926	1	Washer-Plain	150	110-3710	1	Bolt
60	100-2004	1	Spring	170	120-7852	1	Seal-Oil
70	100-1894	1	Seat-Valve	180	115-8189	1	Filter-Oil, Engine
80	100-1792	1	Ball				



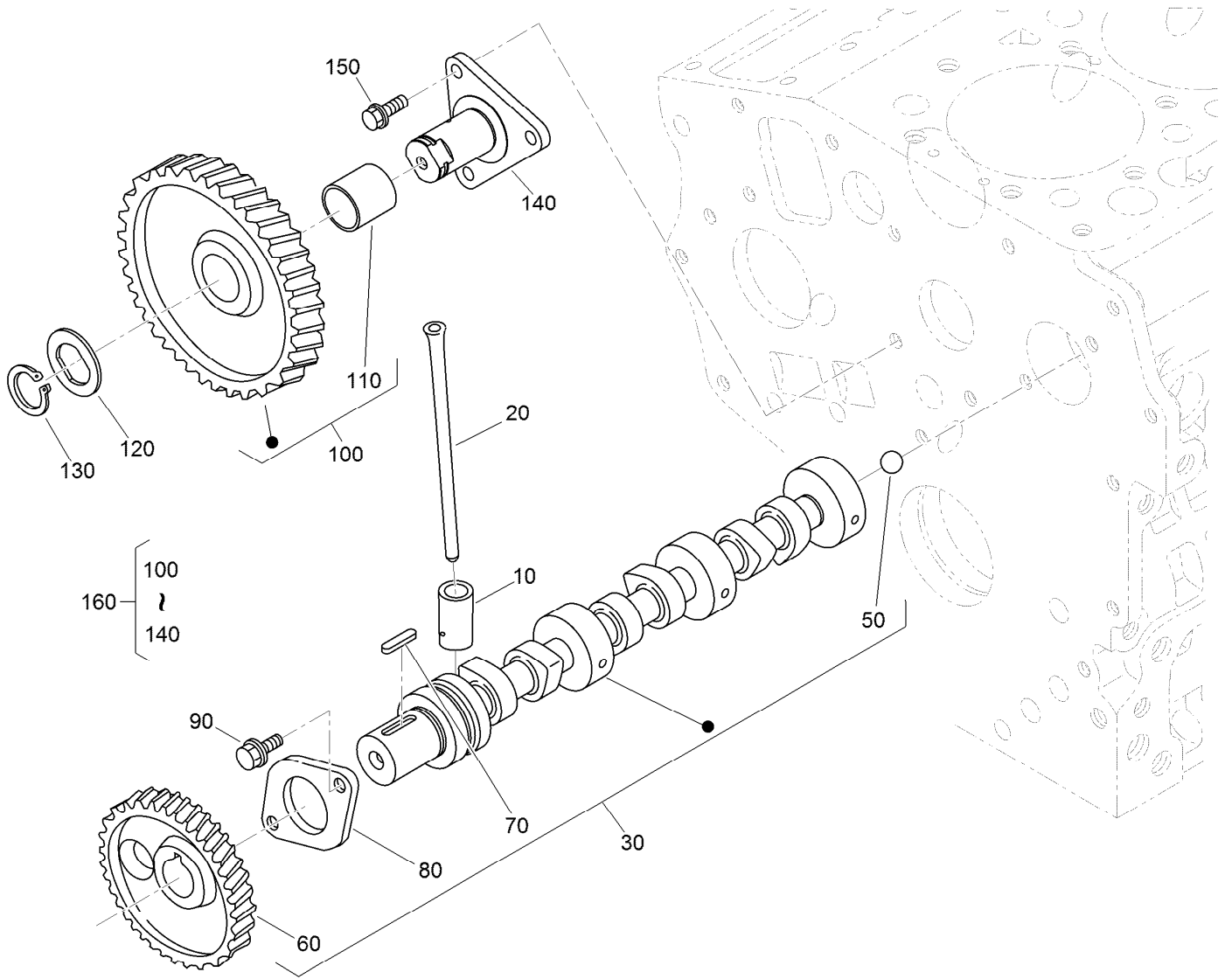
## Cylinder Head Cover Assembly

Ref.	Part Number	Qty.	Description
10	120-3139	1	Tube-Breather
20	110-3712	2	Clamp-Hose
30	112-8332	1	Cylinder Head Cover ASM
40	98-9580	1	Pipe-Return, Water
50	110-3714	1	Cover-Breather
60	110-3715	1	Valve-Breather
70	98-9364	4	Screw (With Washer)
100	112-2521	1	Gasket-Cover, Head
110	108-7063	4	Bolt
120	107-9075	1	Plug-Filler, Oil
130	99-3446	1	O-Ring



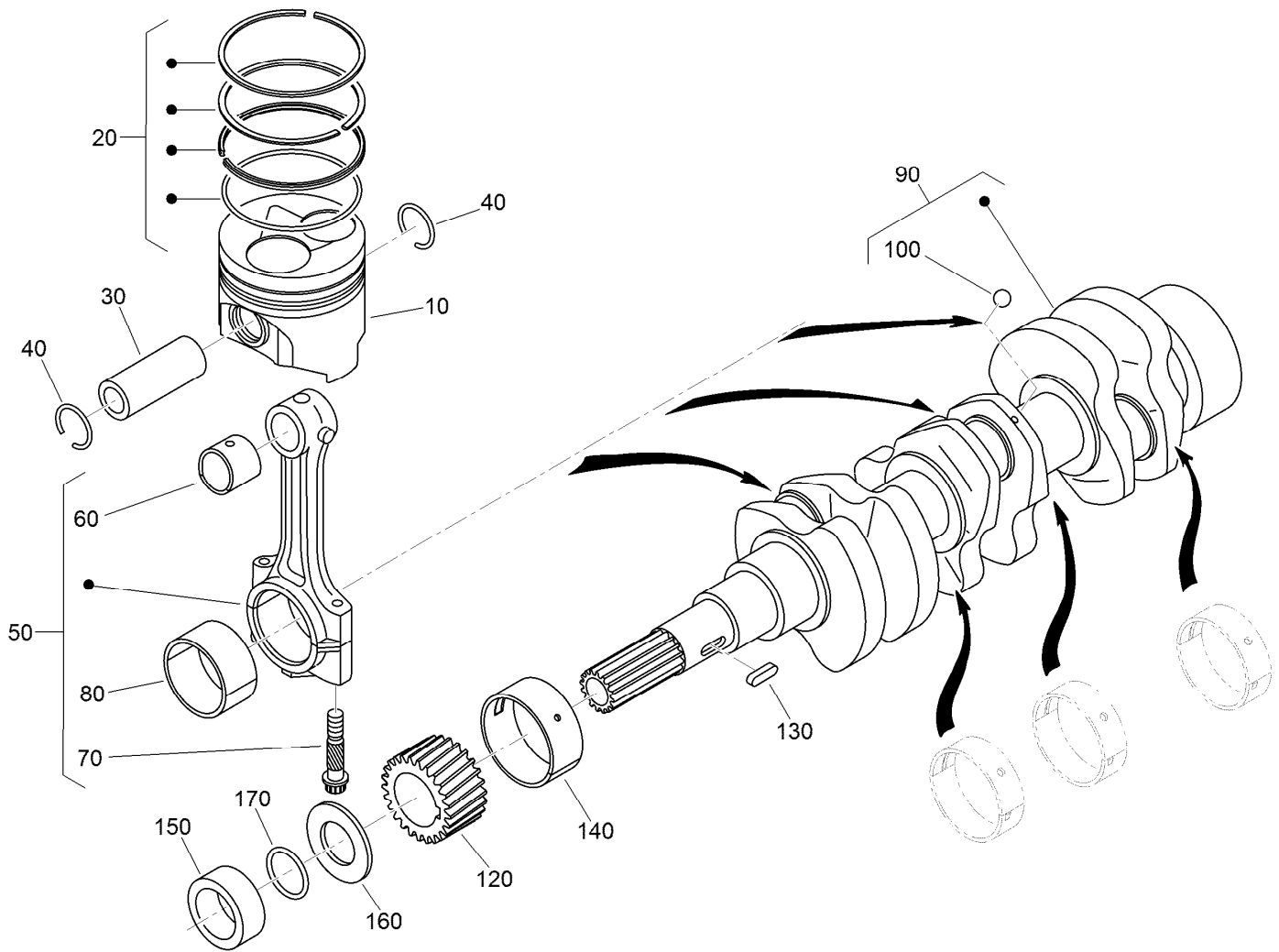
## Main Bearing Case Assembly

<i>Ref.</i>	<i>Part Number</i>	<i>Qty.</i>	<i>Description</i>	<i>Ref.</i>	<i>Part Number</i>	<i>Qty.</i>	<i>Description</i>
10	125-9064	1	Wheel Bearing Case ASM	105	110-3741	1	Crankshaft Metal ASM (STD)
20	125-9065	2	Bolt-Flange	105	125-9083	1	Crankshaft Metal ASM (-0.20Mm)
23	125-9082	2	Pin-Straight	105	110-3743	1	Crankshaft Metal ASM (-0.40Mm)
25	125-9066	1	Crankshaft Metal ASM (STD)	110	130-1418	1	Main Bearing Case ASM
25	125-9067	1	Crankshaft Metal ASM (-0.20Mm)	120	110-3723	2	Bolt-Case, Bearing
25	125-9068	1	Crankshaft Metal ASM (-0.40Mm)	125	110-3741	1	Crankshaft Metal ASM (STD)
30	112-2812	1	Gasket-Case, Bearing	125	125-9083	1	Crankshaft Metal ASM (-0.20Mm)
40	112-8334	1	Cover-Case, Bearing	125	110-3743	1	Crankshaft Metal ASM (-0.40Mm)
50	110-3724	1	Seal-Oil	130	100-1874	2	Bolt-Case, Bearing
60	100-1876	1	Gasket-Cover, Case				
80	100-1750	16	Bolt				
90	130-1417	1	Main Bearing Case ASM				
100	110-3723	2	Bolt-Case, Bearing				



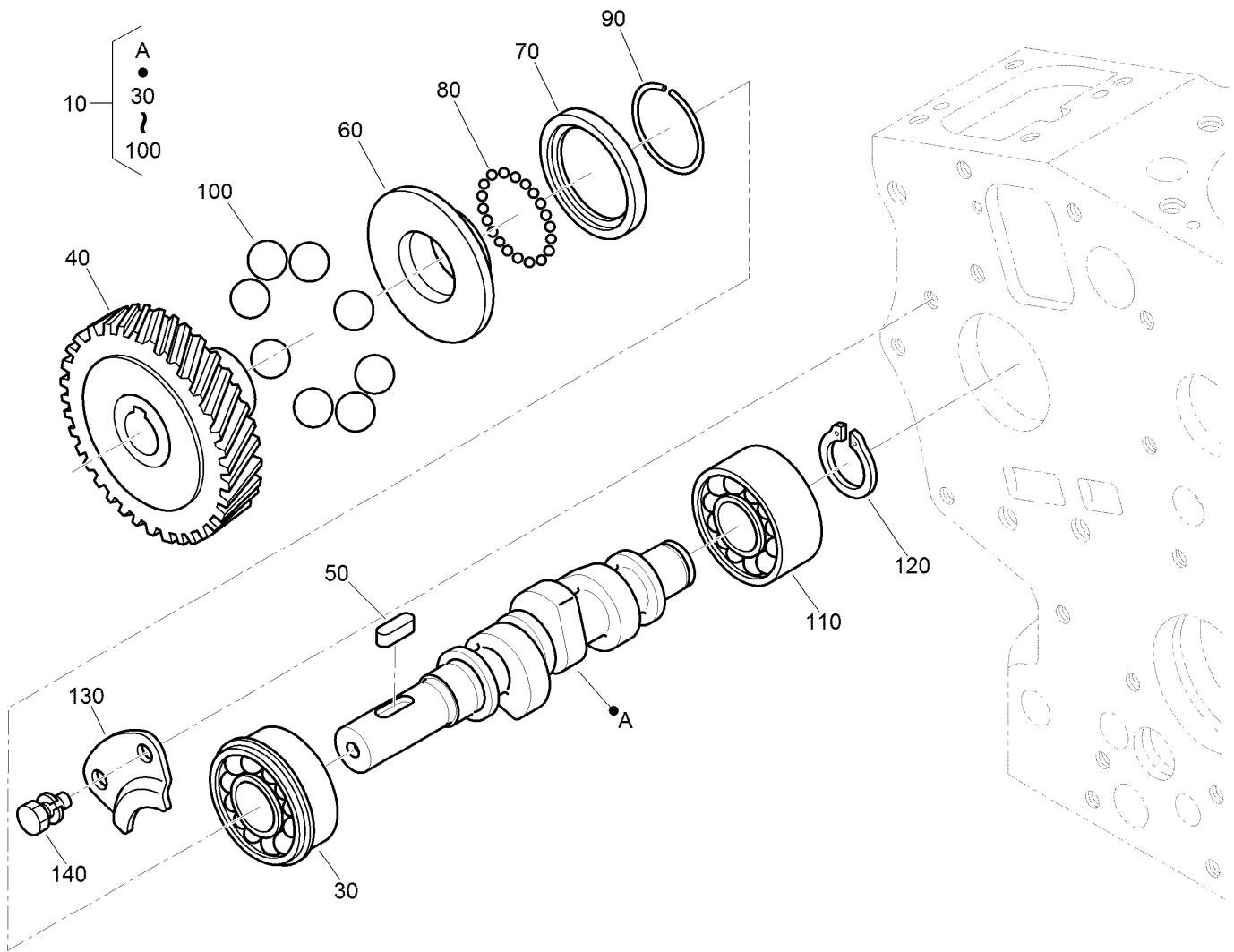
## Camshaft and Idle Gear Shaft Assembly

Ref.	Part Number	Qty.	Description
10	110-3727	6	Tappet
20	100-1989	6	Rod-Push
30	130-1492	1	Camshaft ASM
50	110-3729	1	Ball
60	130-1534	1	Gear-Cam
70	98-9378	1	Key-Feather
80	100-1887	1	Stopper-Camshaft
90	98-9350	2	Bolt
100	121-2421	1	Idle Gear ASM
110	121-2422	1	Bushing
120	100-1970	1	Collar-Gear, Idle
130	100-1969	1	Ring-Snap
140	100-1967	1	Shaft-Gear, Idle
150	100-1774	3	Bolt-Flange
160	100-2240	1	Idle Gear ASM



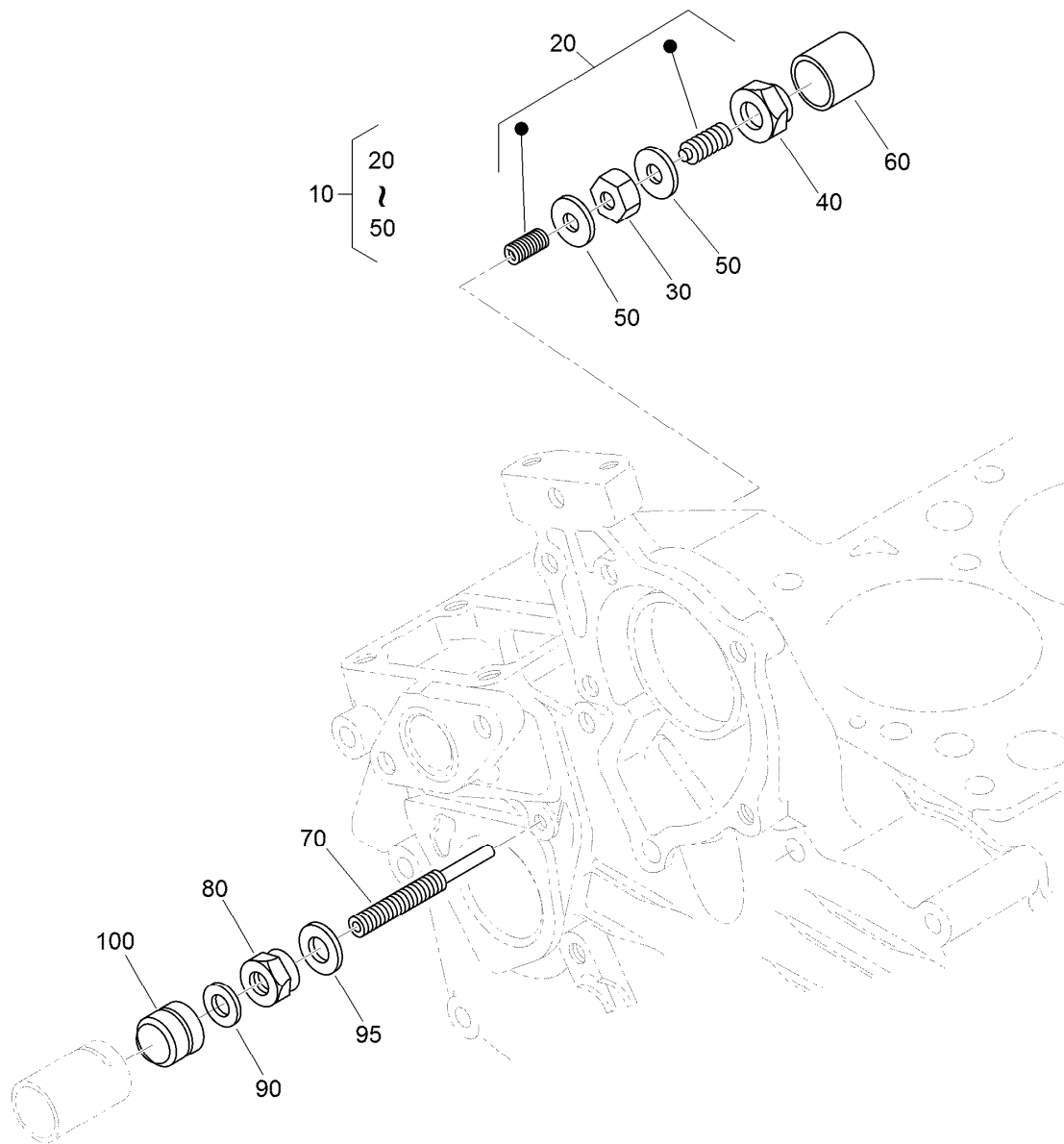
## Piston and Crankshaft Assembly

<i>Ref.</i>	<i>Part Number</i>	<i>Qty.</i>	<i>Description</i>	<i>Ref.</i>	<i>Part Number</i>	<i>Qty.</i>	<i>Description</i>
10	130-1537	3	Piston	80	121-2420	3	Metal-Crankpin (-.40Mm)
10	130-1540	3	Piston	90	117-0308	1	Crankshaft
20	130-1535	3	Piston Ring ASM	100	100-1791	3	Ball
20	130-1536	3	Piston Ring ASM	120	100-1891	1	Gear-Crankshaft
30	110-3734	3	Pin-Piston	130	100-1752	1	Key-Feather
40	100-1835	6	Circlip-Internal	140	110-3738	1	Metal-Crankshaft (STD)
50	125-9070	3	Connecting Rod ASM	140	121-2424	1	Metal-Crankshaft (-.20Mm)
60	110-3736	3	Bushing-Pin, Piston	140	121-2425	1	Metal-Crankshaft (-.40Mm)
70	100-1999	6	Bolt-Rod, Connecting	150	100-1890	1	Collar-Crankshaft
80	100-2000	3	Metal-Crankpin (STD)	160	100-1974	1	Slinger-Oil
80	121-3849	3	Metal-Crankpin (-.20Mm)	170	100-2209	1	O-Ring



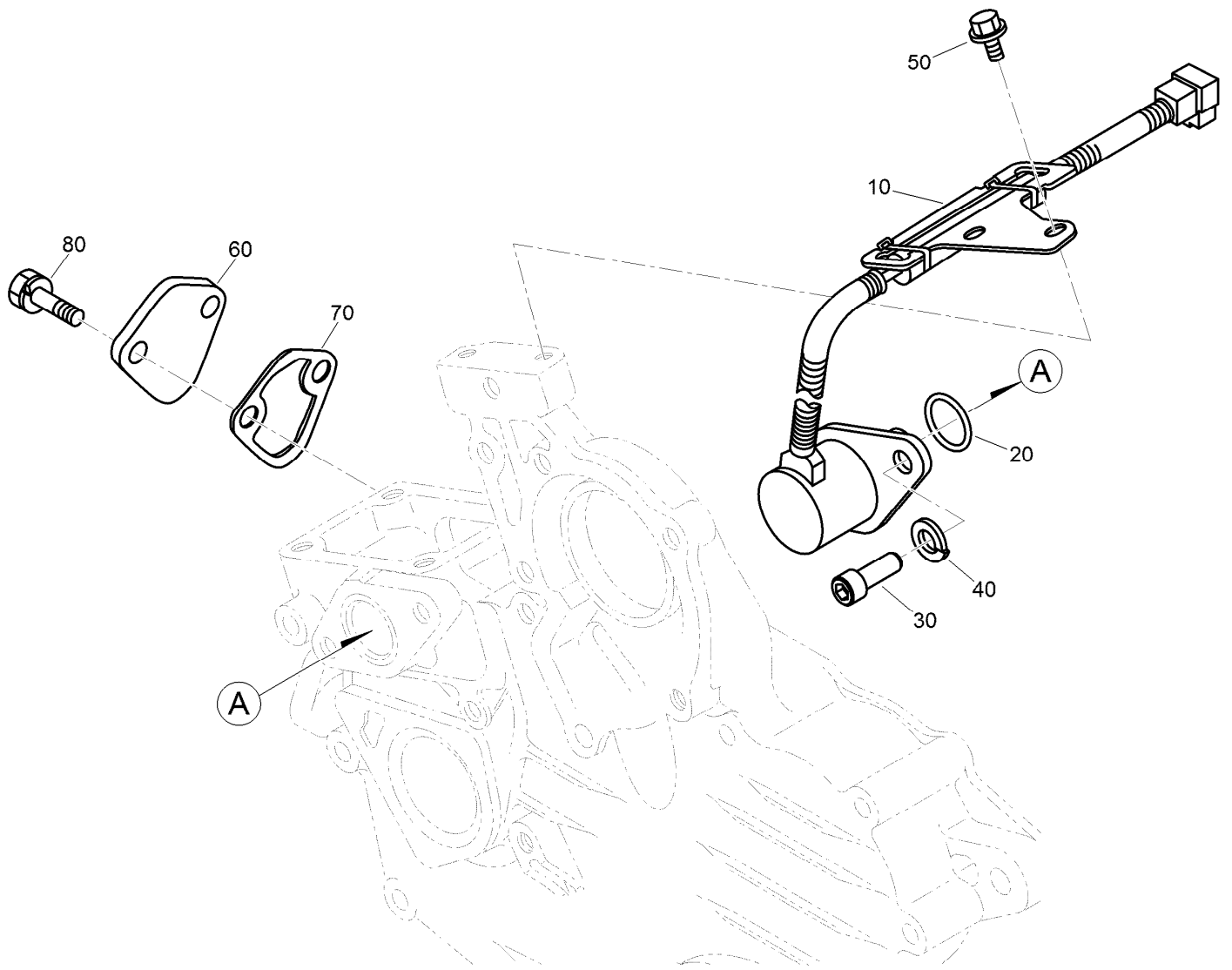
## Fuel Camshaft Assembly

Ref.	Part Number	Qty.	Description
10	125-9075	1	Fuel Camshaft ASM
30	100-1795	1	Bearing-Ball
40	100-2006	1	Gear-Pump, Injection
50	100-1752	1	Key-Feather
60	112-8336	1	Sleeve-Governor
70	100-1904	1	Case-Ball, Governor
80	100-1790	32	Ball
90	100-1843	1	Circ-Clip
100	100-1793	8	Ball
110	110-3757	1	Bearing-Ball
120	100-1784	1	Circ-Clip, External
130	100-1888	1	Stopper-Fuel, Camshaft
140	98-9350	2	Bolt



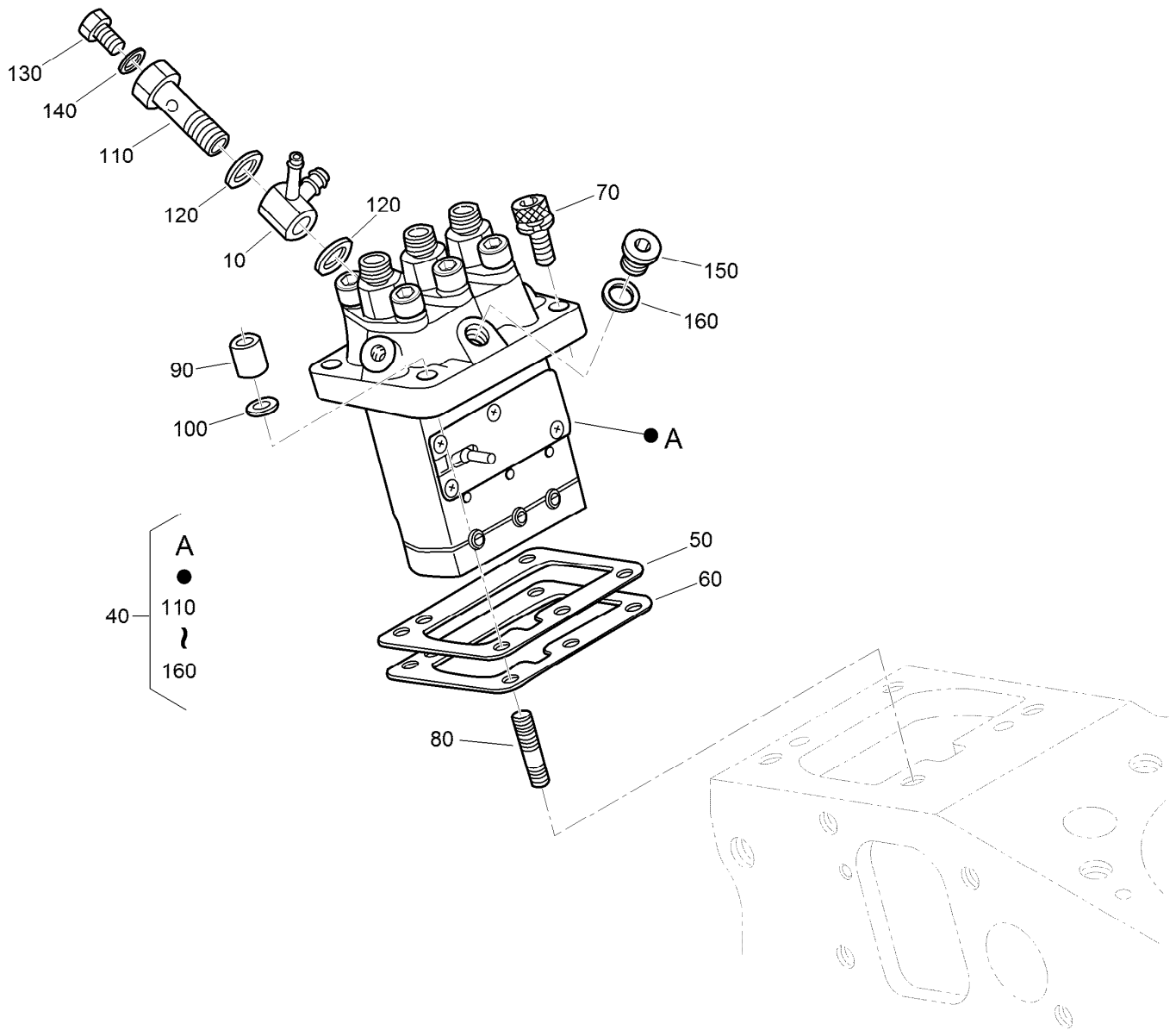
## Idle Apparatus Assembly

<i>Ref.</i>	<i>Part Number</i>	<i>Qty.</i>	<i>Description</i>
10	100-1898	1	Idle Apparatus ASM
20	100-1899	1	Adjusting Bolt ASM
30	100-1846	1	Nut
40	100-1901	1	Nut-Cap
50	98-7428	2	Gasket
60	100-1902	1	Cap
70	110-3758	1	Bolt-Adjusting
80	100-2175	1	Nut-Lock
90	98-7654	1	Gasket
95	107-9081	1	Gasket
100	99-8387	1	Nut-Cap



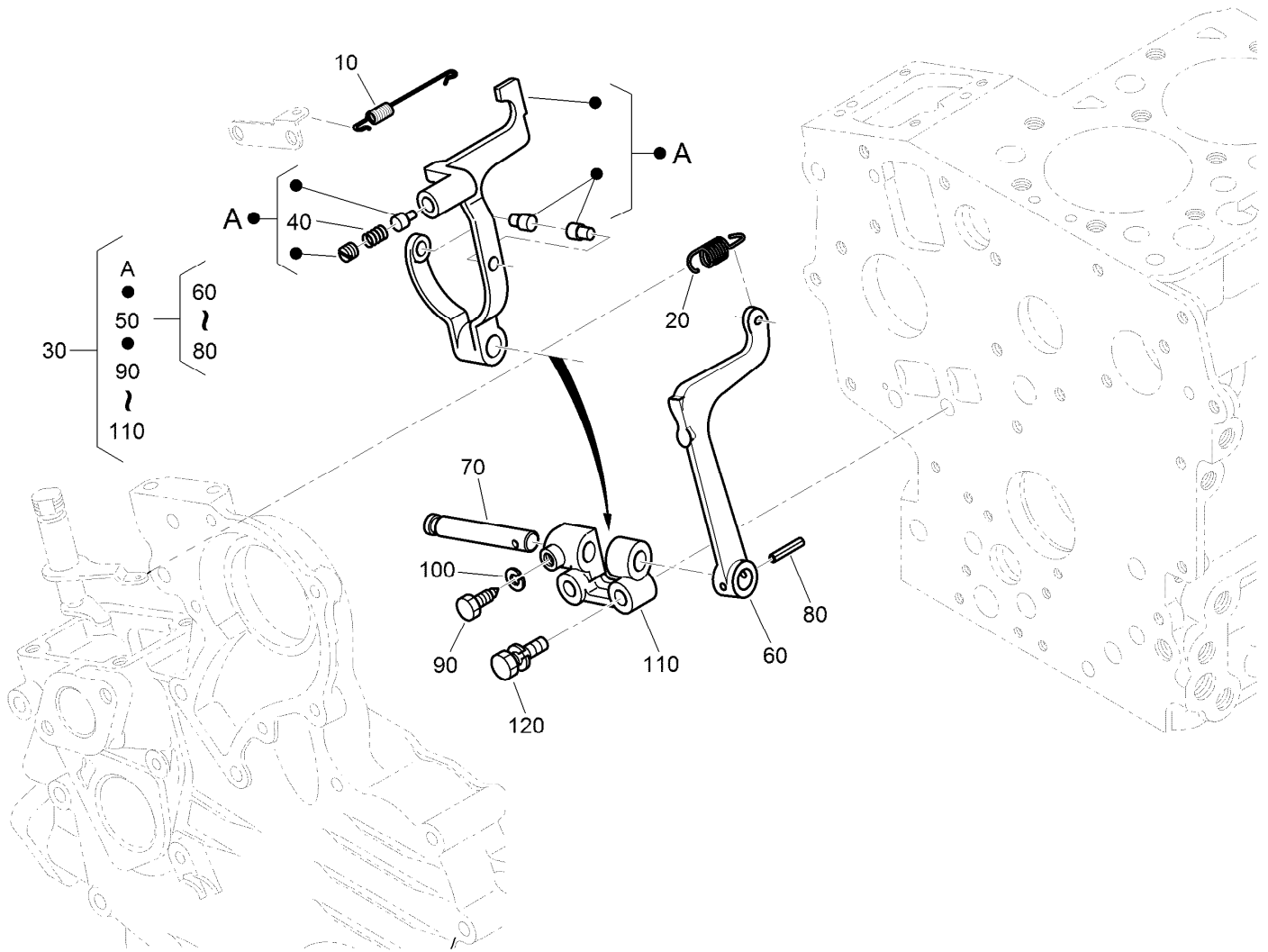
## Stop Solenoid and Fuel Pump Cover Assembly

<i>Ref.</i>	<i>Part Number</i>	<i>Qty.</i>	<i>Description</i>
10	117-2719	1	Solenoid Stop ASM
20	110-3762	1	O-Ring
30	110-3763	2	Bolt-HSH
40	98-7699	2	Washer-Spring
50	100-1774	2	Bolt-Flange
60	99-3514	1	Cover
70	98-9636	1	Gasket-Pump, Fuel
80	98-7692	2	Bolt



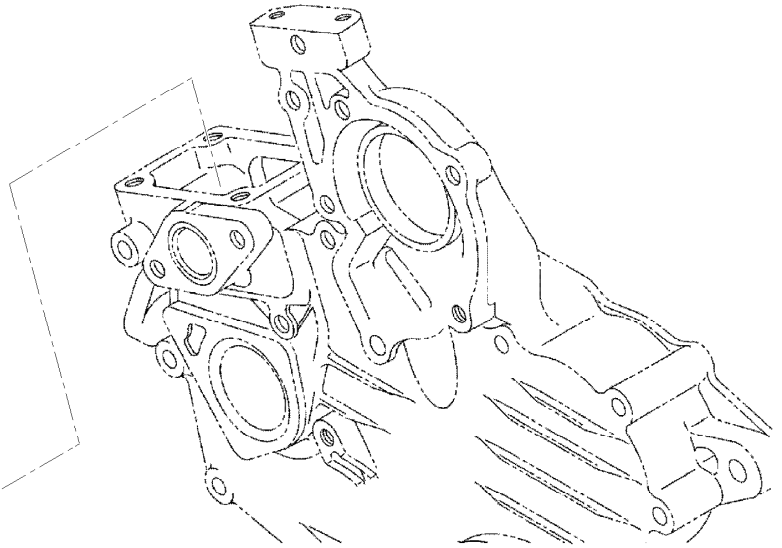
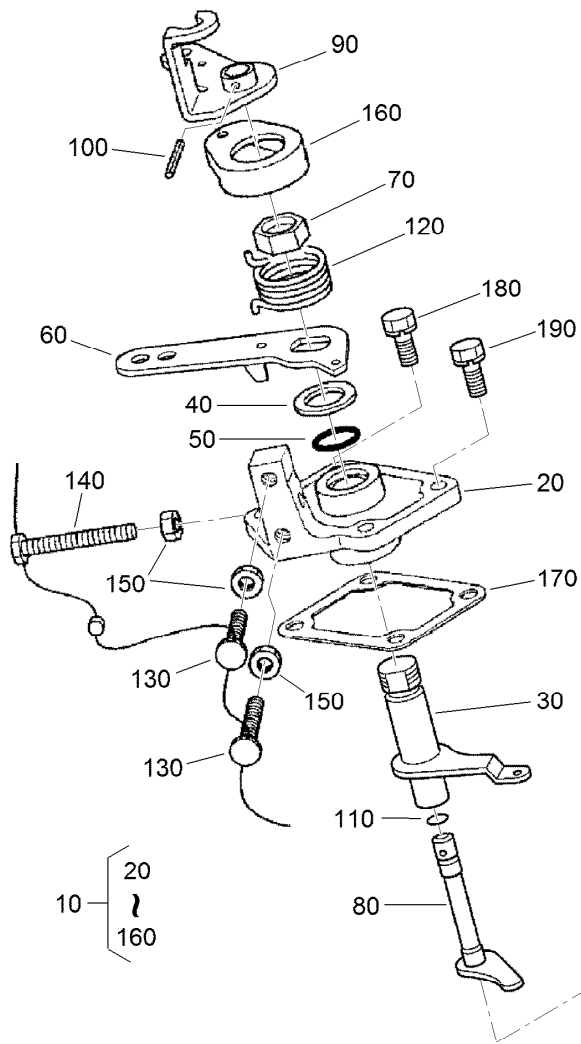
## Injection Pump Assembly

<i>Ref.</i>	<i>Part Number</i>	<i>Qty.</i>	<i>Description</i>	<i>Ref.</i>	<i>Part Number</i>	<i>Qty.</i>	<i>Description</i>
10	110-3764	1	Joint	90	98-9440	2	Nut-Cap
40	110-3765	1	Injection Pump ASM	100	98-7699	2	Washer-Spring
50	115-3045	1	Shim-Injection (0.175Mm)	110	100-1896	1	Screw-Hollow
50	98-9456	1	Shim-Injection (0.20Mm)	120	98-9445	2	Gasket
50	98-9457	1	Shim-Injection (0.25Mm)	130	98-9430	1	Screw
60	98-9458	1	Shim-Injection (0.30Mm)	140	98-9446	1	Gasket
60	115-3046	1	Shim-Injection (0.35Mm)	150	98-9466	1	Plug
70	117-7564	2	Bolt-Hex Soc HD	160	98-9451	1	Gasket
80	98-9438	2	Stud				



## Governor Assembly

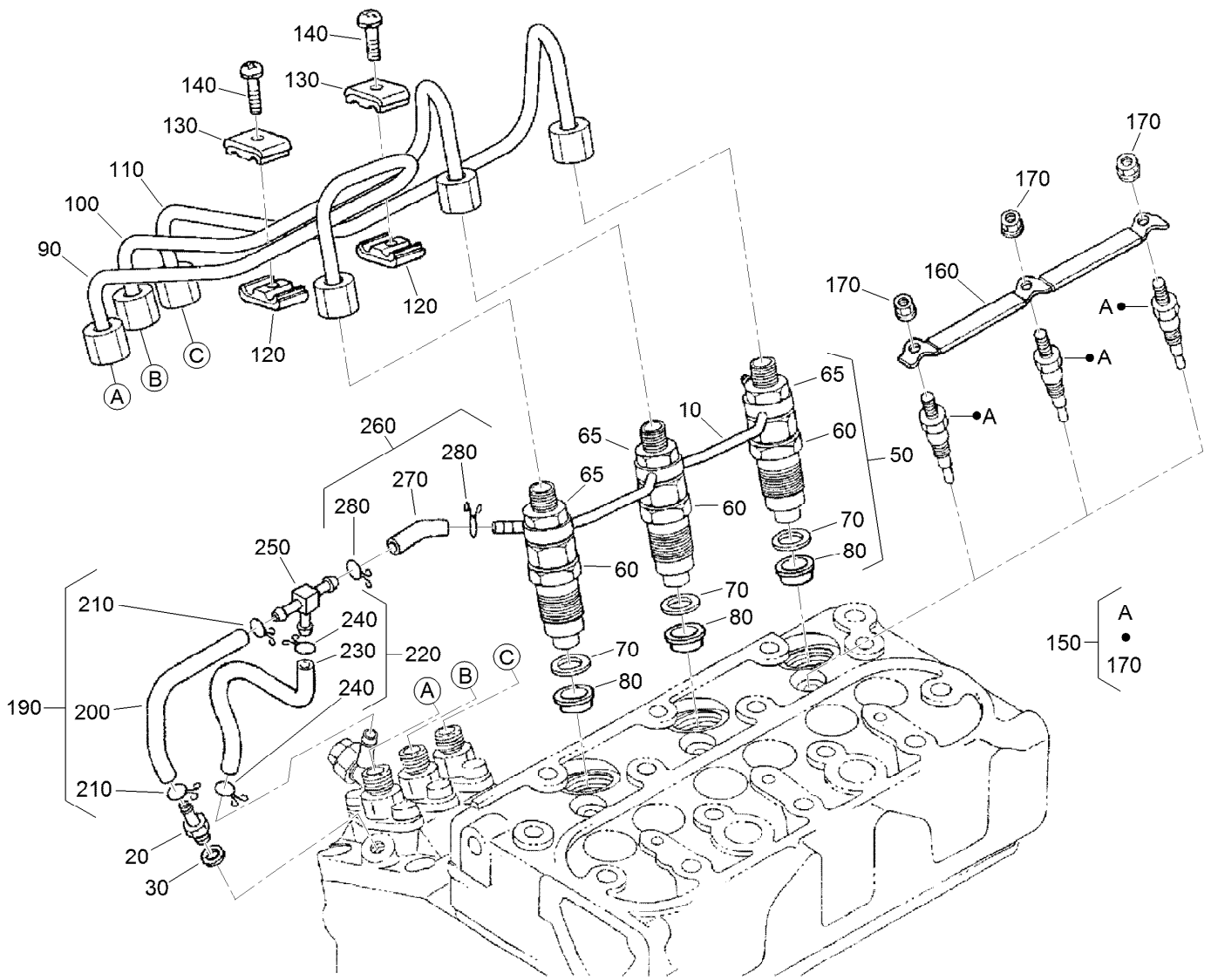
<i>Ref.</i>	<i>Part Number</i>	<i>Qty.</i>	<i>Description</i>
10	110-3766	1	Spring-Start
20	110-3767	1	Spring-Governor
30	112-8337	1	Fork Lever ASM
40	117-0313	1	Spring
50	100-1905	1	Fork Lever ASM
60	100-1907	1	Lever-Fork
70	100-1908	1	Shaft-Lever, Fork
80	100-1751	1	Pin-Spring
90	100-1845	1	Bolt
100	100-2204	1	Washer-Spring
110	100-1909	1	Holder-Lever, Fork
120	100-1763	2	Bolt



## Speed Control Plate Assembly

Ref.	Part Number	Qty.	Description
10	110-3769	1	Speed Control Plate ASM
20	110-3770	1	Plate-Control, Speed
30	110-3771	1	Lever-Governor
40	110-3772	1	Collar
50	100-2208	1	O-Ring
60	110-3773	1	Lever-Control, Speed
70	110-3774	1	Nut-Control, Speed
80	110-3775	1	Shaft-Lever
90	110-3776	1	Lever-Stop, Engine
100	110-3777	1	Pin-Spring

Ref.	Part Number	Qty.	Description
110	100-2207	1	O-Ring
120	110-3778	1	Spring-Return
130	120-3133	2	Screw-Stopper
140	120-3134	1	Bolt
150	98-7572	3	Nut
160	110-3779	1	Cap
170	100-1962	1	Gasket-Plate, Control
180	127-0403	2	Bolt-Flange
190	112-2507	2	Bolt

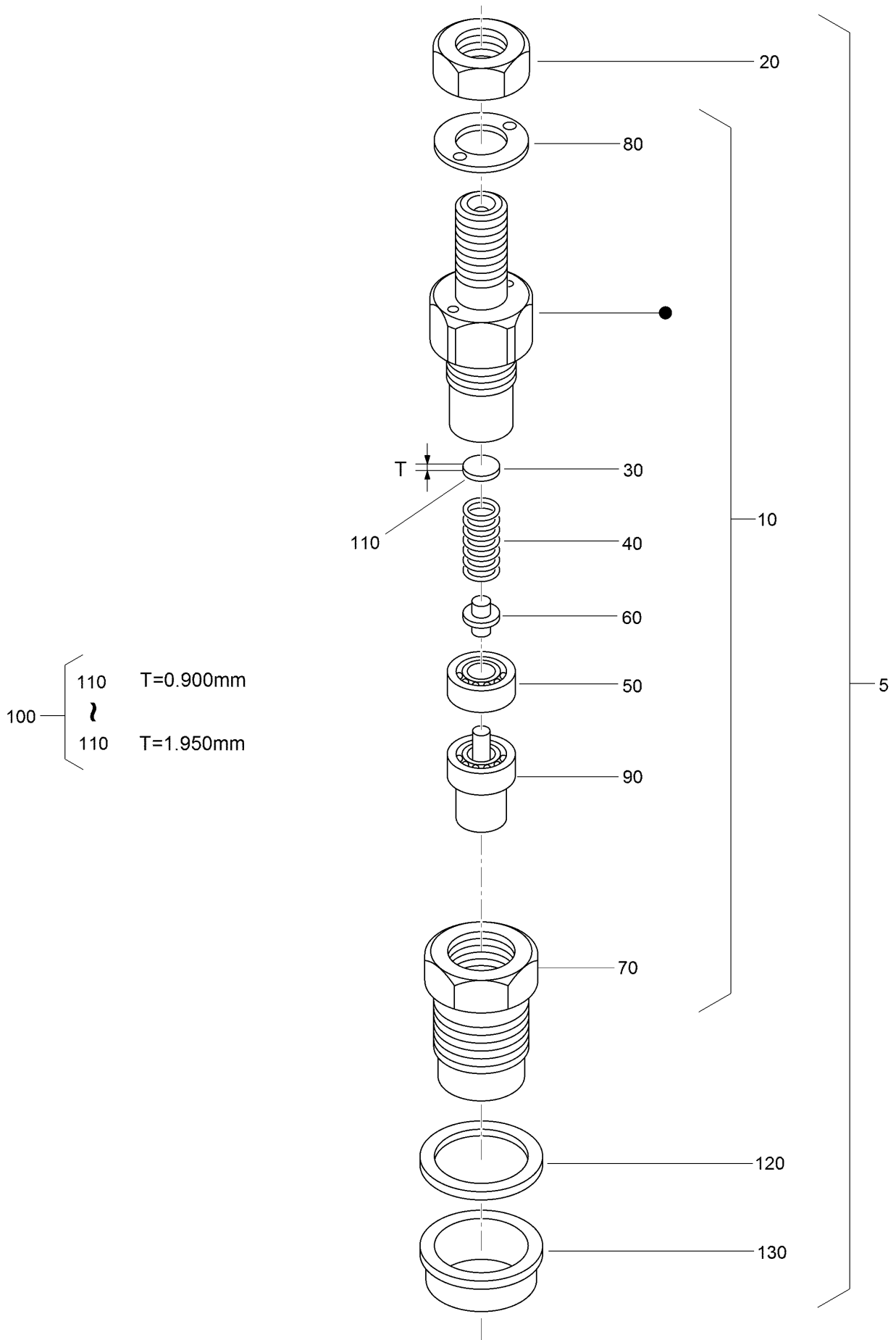


## Nozzle Holder and Glow Plug Assembly

Ref.	Part Number	Qty.	Description
10	110-3780	1	Over Flow Pipe ASM
20	98-9431	1	Screw-Bleeder, Air
30	98-7654	1	Gasket
50	130-1305	3	Nozzle Holder Kit
60	130-1303	3	Nozzle Holder ASM
65	121-2411	3	Nut
70	98-7676	3	Gasket
80	98-7677	3	Seal-Heat
90	130-1522	1	Pipe-Injection
100	130-1523	1	Pipe-Injection
110	130-1541	1	Pipe-Injection
120	98-7682	2	Clamp-Pipe
130	98-7683	2	Clamp-Pipe
140	98-7684	2	Screw (W/Washer)

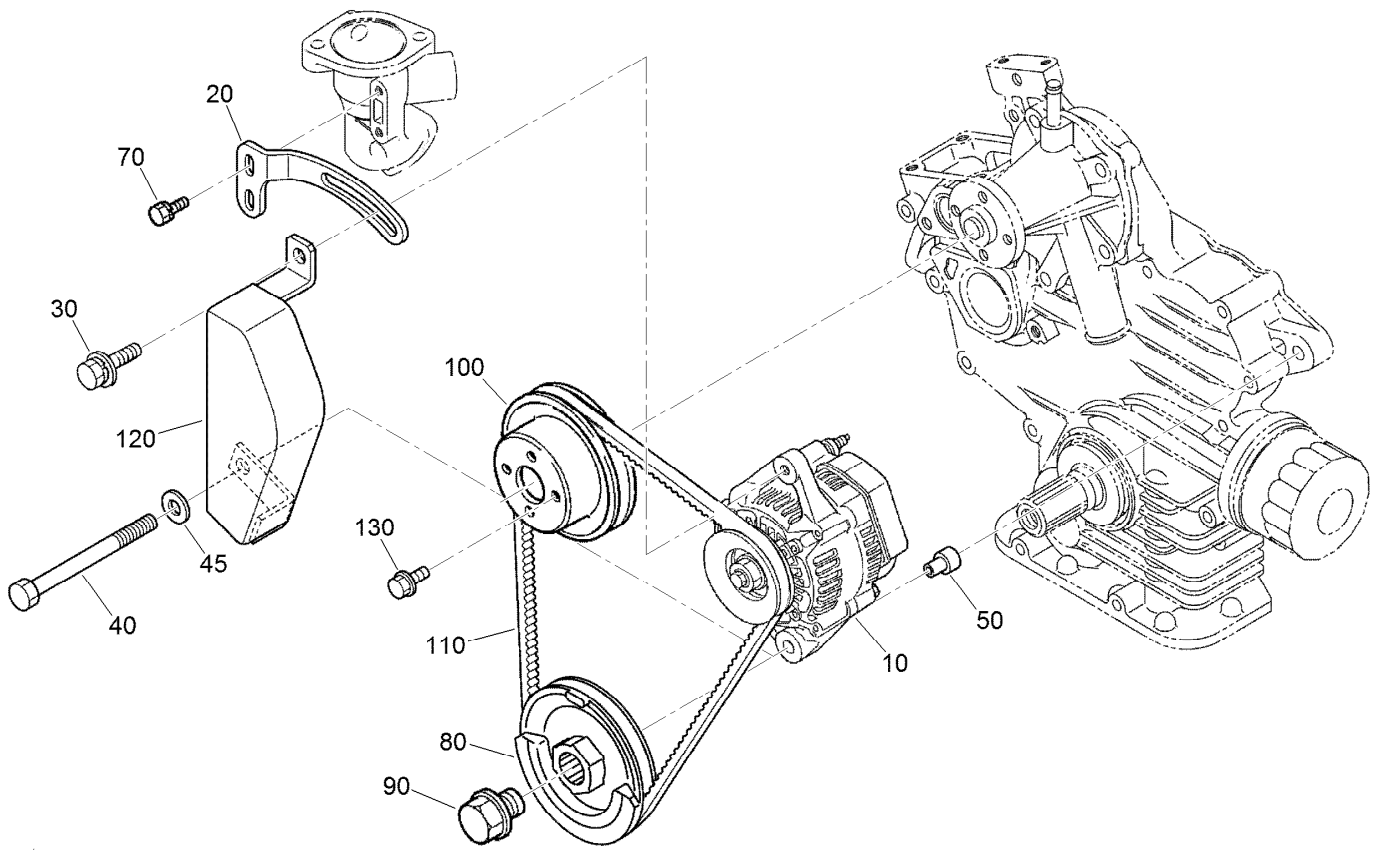
Ref.	Part Number	Qty.	Description
150	130-1411	3	Plug-Glow
160	110-3784	1	Cord-Plug, Glow
170	99-8377	3	Nut-Flange
190	110-3785	1	Fuel Tube ASM
200	110-3786	1	Tube-Fuel
210	98-7671	2	Clip-Pipe
220	110-3787	1	Fuel Tube ASM
230	110-3788	1	Tube-Fuel
240	98-7671	2	Clip-Pipe
250	112-8338	1	Pipe-Joint, T
260	110-3790	1	Fuel Tube ASM
270	110-3791	1	Tube-Fuel
280	98-7671	2	Clip-Pipe

# Nozzle Holder Assembly



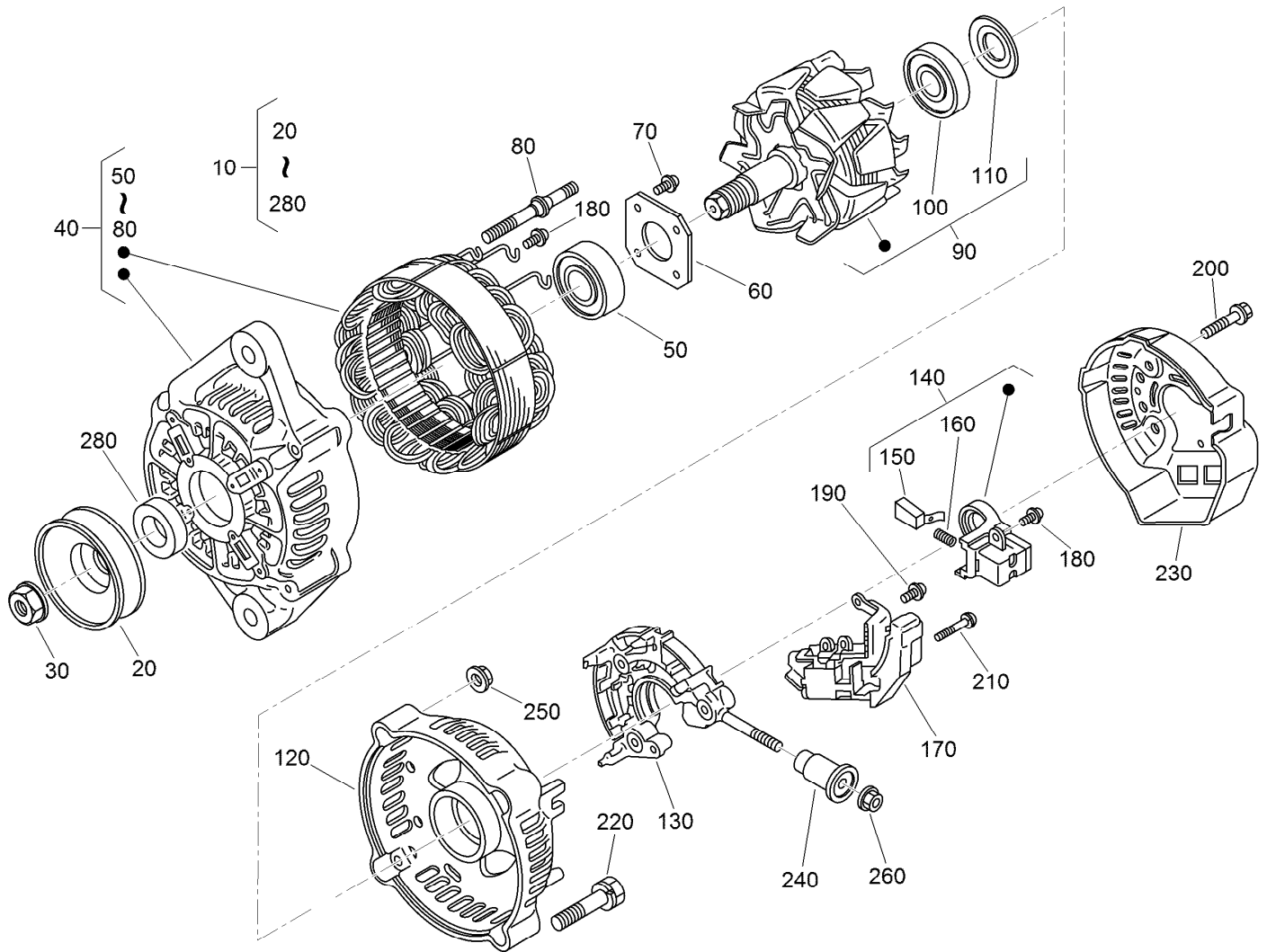
## Nozzle Holder Assembly (continued)

<i>Ref.</i>	<i>Part Number</i>	<i>Qty.</i>	<i>Description</i>	<i>Ref.</i>	<i>Part Number</i>	<i>Qty.</i>	<i>Description</i>
5	130-1305	3	Nozzle Holder Kit	110	98-7860	3	Washer-Adjusting (1.400Mm)
10	130-1303	3	Nozzle Holder ASM	110	98-7861	3	Washer-Adjusting (1.425Mm)
20	121-2411	3	Nut	110	98-7862	3	Washer-Adjusting (1.450Mm)
30	99-8302	3	Washer-Adjusting	110	98-7863	3	Washer-Adjusting (1.475Mm)
40	99-8303	3	Spring-Nozzle	110	98-7864	3	Washer-Adjusting (1.500Mm)
50	99-8304	3	Spacer-Distance	110	98-7865	3	Washer-Adjusting (1.525Mm)
60	99-8305	3	Rod-Push	110	98-7866	3	Washer-Adjusting (1.550Mm)
70	130-1304	3	Nut-Nozzle	110	98-7867	3	Washer-Adjusting (1.575Mm)
80	99-8307	3	Washer-Plain	110	98-7868	3	Washer-Adjusting (1.600Mm)
90	130-1497	3	Nozzle-Piece	110	98-7869	3	Washer-Adjusting (1.625Mm)
100	98-9448	3	Adjusting Washer ASM	110	98-7870	3	Washer-Adjusting (1.650Mm)
110	98-7642	3	Washer-Adjusting (0.900Mm)	110	98-7871	3	Washer-Adjusting (1.675Mm)
110	98-7841	3	Washer-Adjusting (0.925Mm)	110	98-7872	3	Washer-Adjusting (1.700Mm)
110	98-7842	3	Washer-Adjusting (0.950Mm)	110	98-7873	3	Washer-Adjusting (1.725Mm)
110	98-7843	3	Washer-Adjusting (0.975Mm)	110	98-7874	3	Washer-Adjusting (1.750Mm)
110	98-7844	3	Washer-Adjusting (1.000Mm)	110	98-7875	3	Washer-Adjusting (1.775Mm)
110	98-7845	3	Washer-Adjusting (1.025Mm)	110	98-7876	3	Washer-Adjusting (1.800Mm)
110	98-7846	3	Washer-Adjusting (1.050Mm)	110	98-7877	3	Washer-Adjusting (1.825Mm)
110	98-7847	3	Washer-Adjusting (1.075Mm)	110	98-7878	3	Washer-Adjusting (1.850Mm)
110	98-7848	3	Washer-Adjusting (1.100Mm)	110	98-7879	3	Washer-Adjusting (1.875Mm)
110	98-7849	3	Washer-Adjusting (1.125Mm)	110	98-7880	3	Washer-Adjusting (1.900Mm)
110	98-7850	3	Washer-Adjusting (1.150Mm)	110	98-7881	3	Washer-Adjusting (1.925Mm)
110	98-7852	3	Washer-Adjusting (1.200Mm)	110	98-7882	3	Washer-Adjusting (1.950Mm)
110	98-7853	3	Washer-Adjusting (1.225Mm)	120	98-7676	3	Gasket
110	98-7854	3	Washer-Adjusting (1.250Mm)	130	98-7677	3	Seal-Heat
110	98-7855	3	Washer-Adjusting (1.275Mm)				
110	98-7856	3	Washer-Adjusting 1.300Mm)				
110	98-7857	3	Washer-Adjusting (1.325Mm)				
110	98-7858	3	Washer-Adjusting (1.350Mm)				
110	98-7859	3	Washer-Adjusting (1.375Mm)				



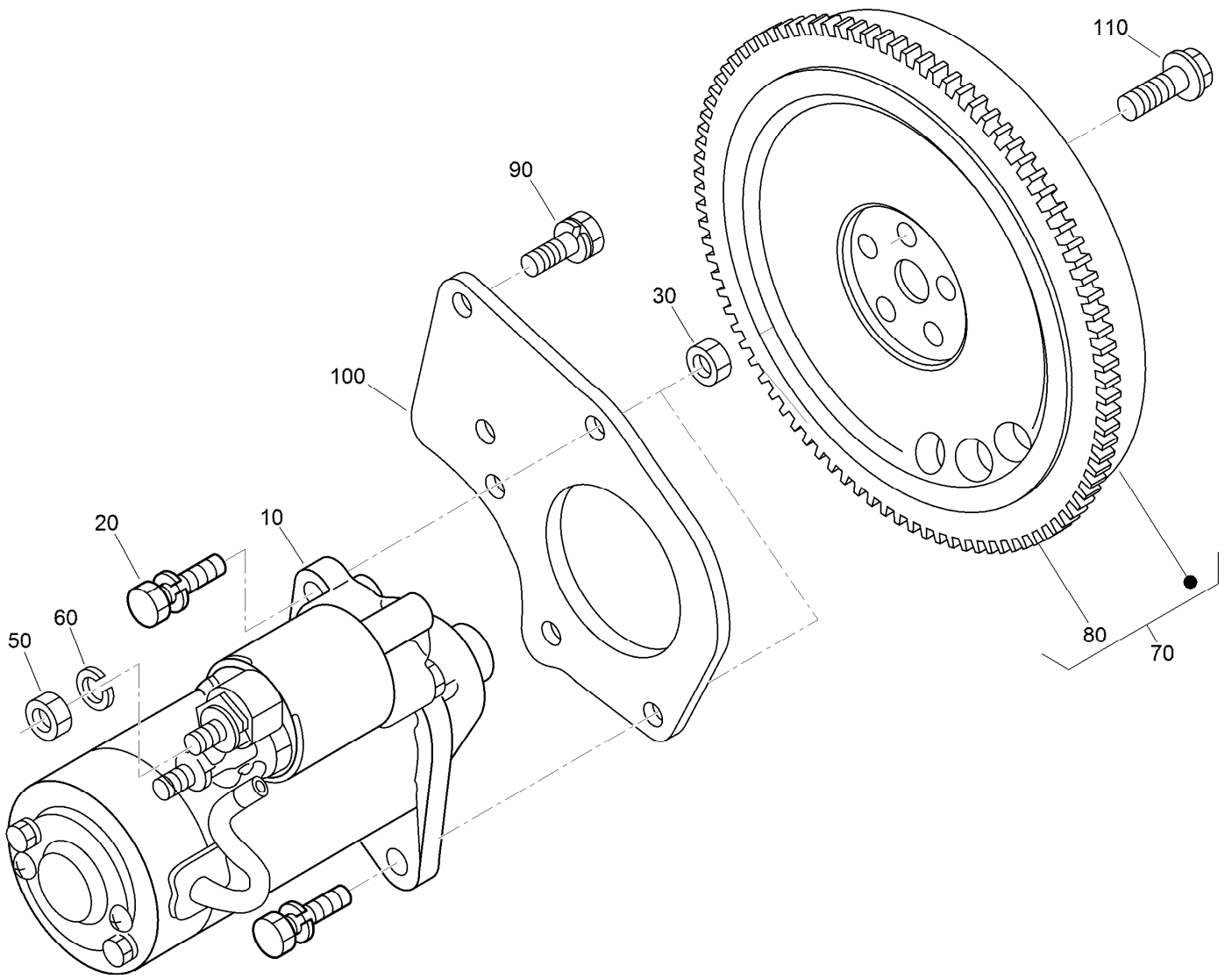
## Alternator and Pulley Assembly

<i>Ref.</i>	<i>Part Number</i>	<i>Qty.</i>	<i>Description</i>
10	117-5541	1	Alternator ASM
20	117-0314	1	Stay-Alternator
30	121-3800	1	Bolt-Sems
40	110-3793	1	Bolt
45	120-5832	1	Washer-Plain
50	110-3794	1	Collar
70	98-7605	2	Bolt
80	112-8339	1	Pulley-Drive, Fan
90	100-1978	1	Bolt
100	100-1921	1	Pulley-Fan
110	110-3796	1	Belt-V
120	117-0315	1	Cover-Alternator
130	99-8363	4	Bolt-Flange



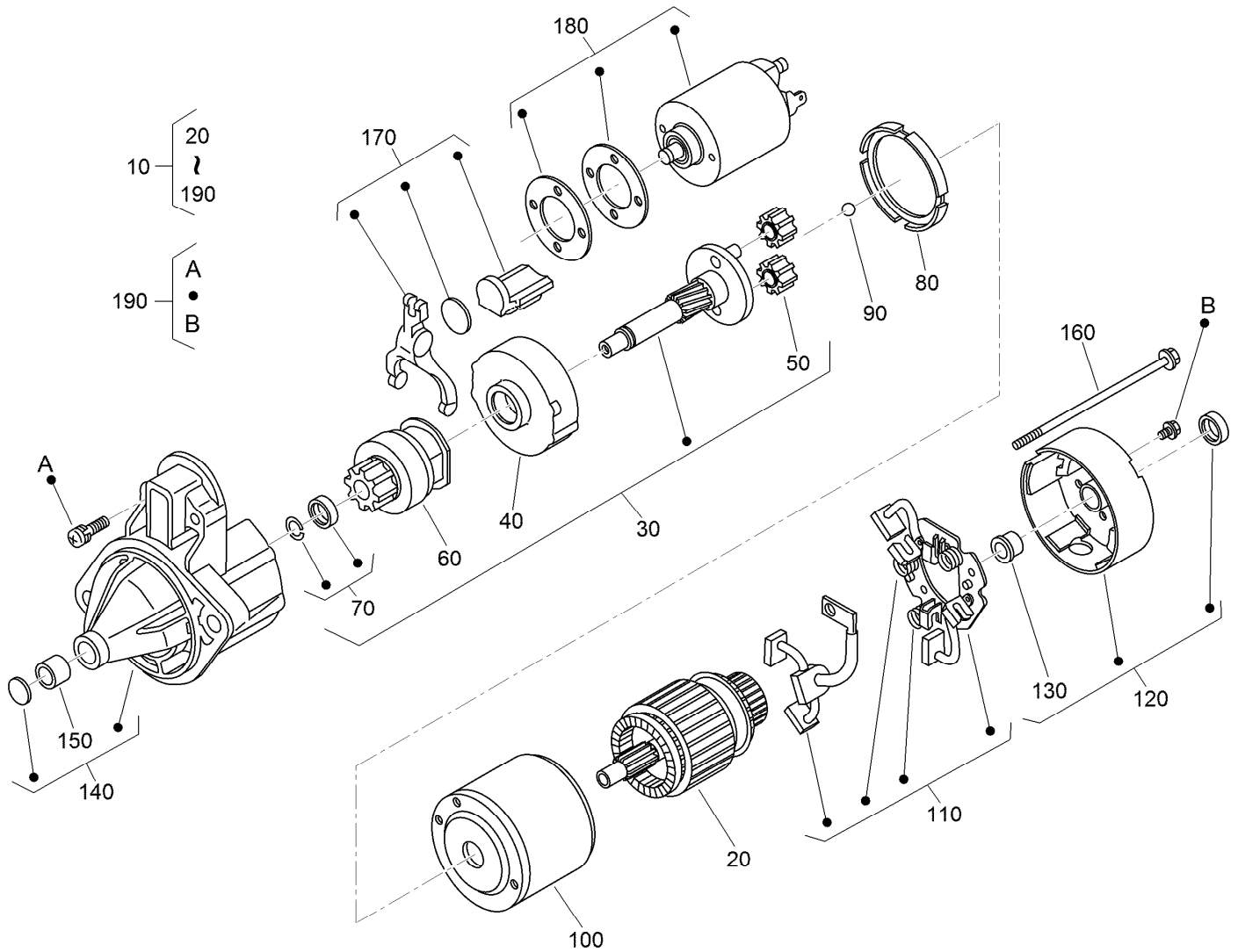
## Alternator Components Assembly

<i>Ref.</i>	<i>Part Number</i>	<i>Qty.</i>	<i>Description</i>	<i>Ref.</i>	<i>Part Number</i>	<i>Qty.</i>	<i>Description</i>
10	117-5541	1	Alternator ASM	150	98-7724	2	Brush
20	98-9453	1	Pulley-Dynamo	160	98-7725	2	Spring-Brush
30	98-7708	1	Nut	170	117-0319	1	Regulator ASM
40	117-0316	1	Drive End Frame ASM	180	98-7727	6	Screw-Head, Round
50	107-0137	1	Bearing-Ball	190	98-7728	1	Screw-Head, Round
60	98-7715	1	Plate-Retainer	200	98-7729	3	Bolt
70	98-7716	4	Screw-Head, Round	210	98-7726	2	Screw-Head, Round
80	98-7717	2	Bolt-Through	220	98-7731	2	Bolt
90	117-0317	1	Rotor ASM	230	117-0320	1	Cover-End
100	98-7711	1	Cover-Bearing	240	117-0321	1	Insulation-Brush
110	107-0138	1	Bearing-Ball	250	98-7730	2	Nut
120	117-0318	1	Frame-End	260	98-7732	1	Nut
130	117-0322	1	Holder	280	98-7709	1	Collar
140	107-0141	1	Brush Holder ASM				



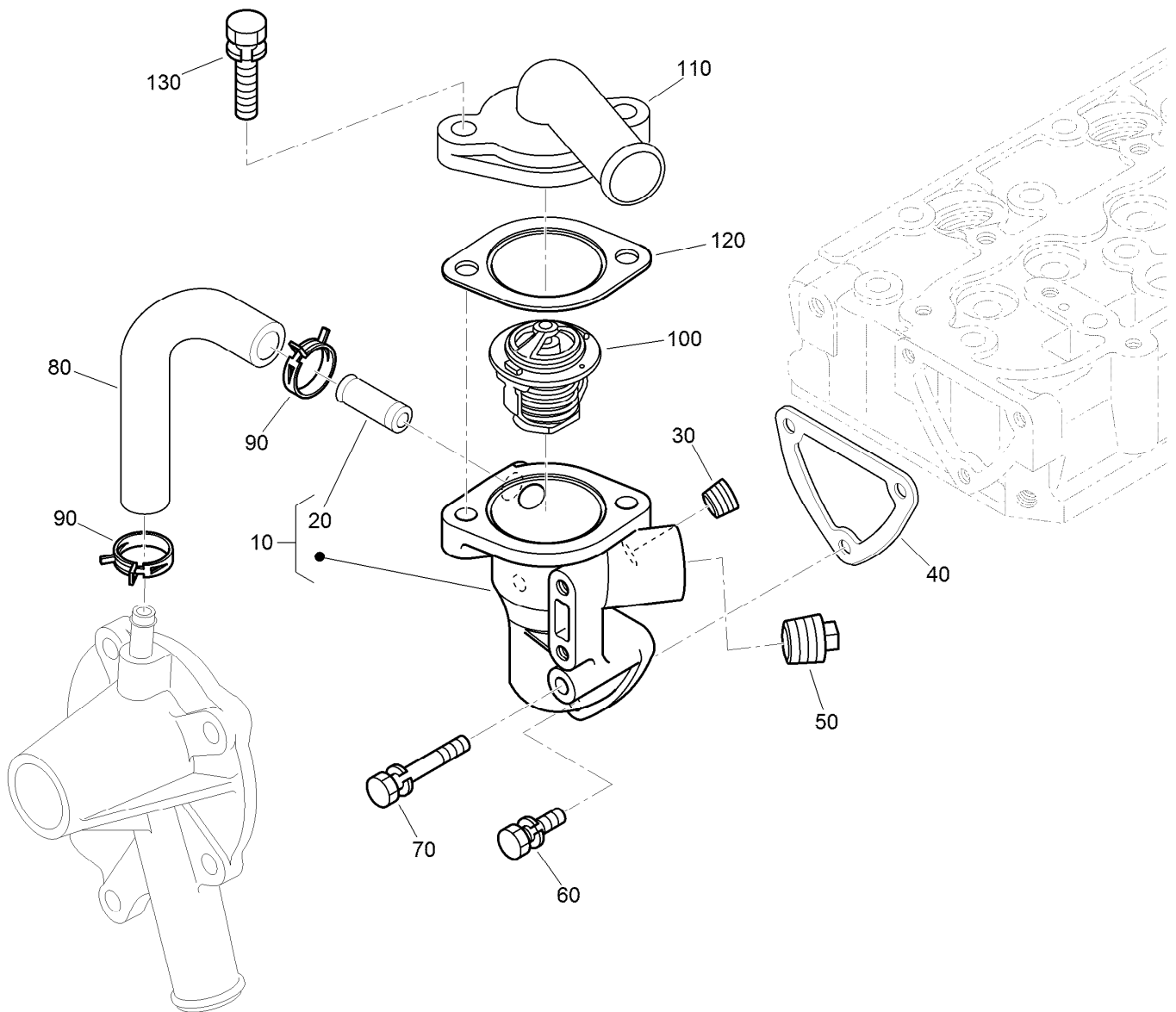
## Starter and Flywheel Assembly

Ref.	Part Number	Qty.	Description
10	130-1294	1	*obs* Starter ASM
20	98-7697	2	Bolt
30	98-7534	2	Nut
50	98-7534	1	Nut
60	105-2893	1	Washer-Spring
70	130-1496	1	Flywheel ASM
80	127-1604	1	Gear-Ring
90	100-1930	5	Bolt-Flywheel
100	117-0323	1	Plate-End, Rear
110	110-3754	3	Bolt



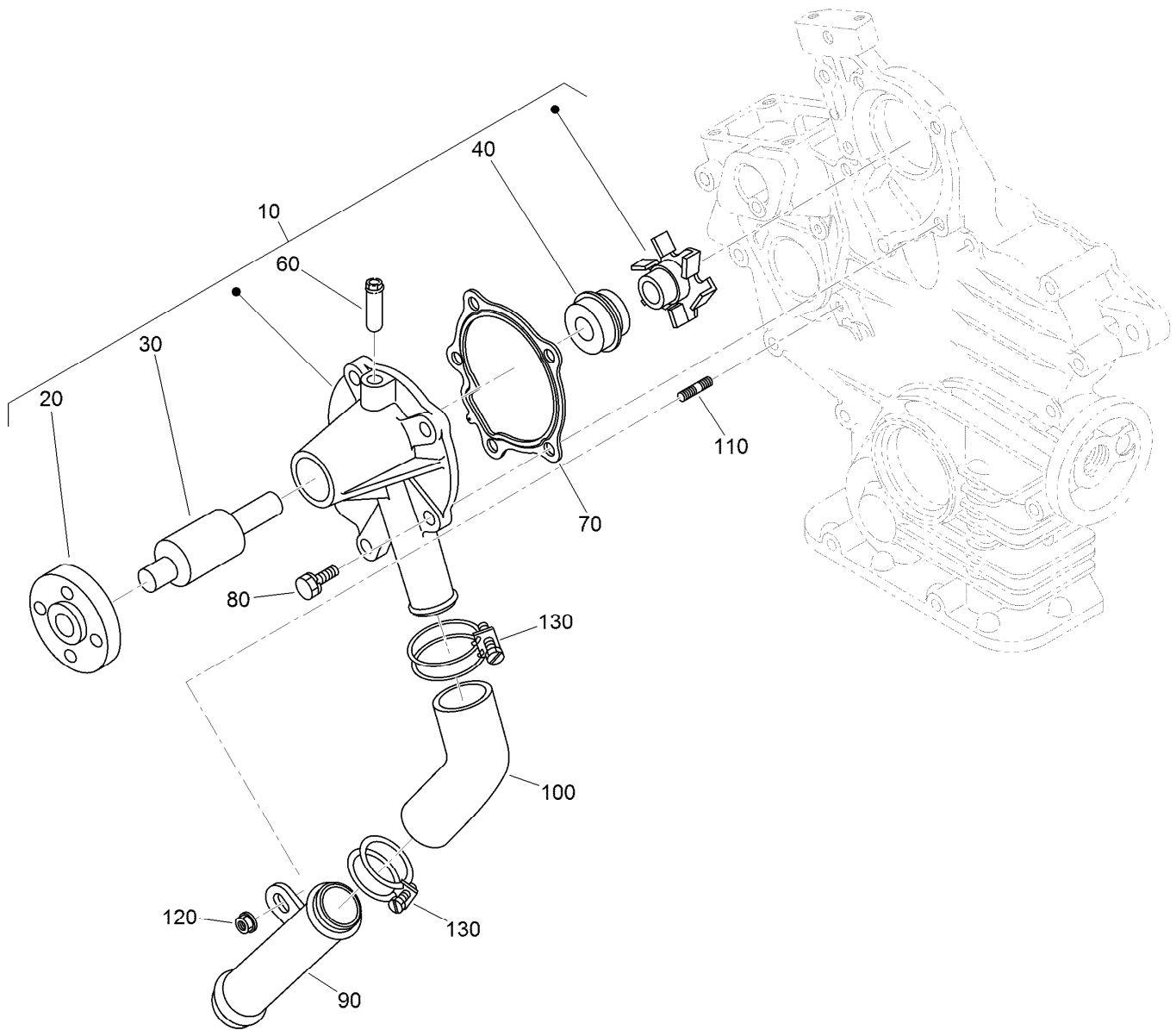
## Starter Component Assembly

Ref.	Part Number	Qty.	Description	Ref.	Part Number	Qty.	Description
10	130-1294	1	*obs* Starter ASM	110	110-3810	1	Brush Holder ASM
20	110-3801	1	Armature	120	110-3811	1	Rear Bracket ASM
30	110-3802	1	Shaft ASM	130	110-3812	1	Bushing
40	120-3142	1	Gear-Internal	140	110-3813	1	Front Bracket ASM
50	110-3804	3	Gear-Planetary	150	110-3814	1	Bushing
60	110-3805	1	Clutch-Running, Over	160	110-3815	2	Bolt
70	110-3806	1	Stopper	170	110-3816	1	Fork Lever ASM
80	120-3143	1	Gasket	180	125-9099	1	Switch-Magnetic
90	110-3808	1	Ball	190	110-3818	1	Screws (Set Of 4)
100	130-1295	1	Yoke				



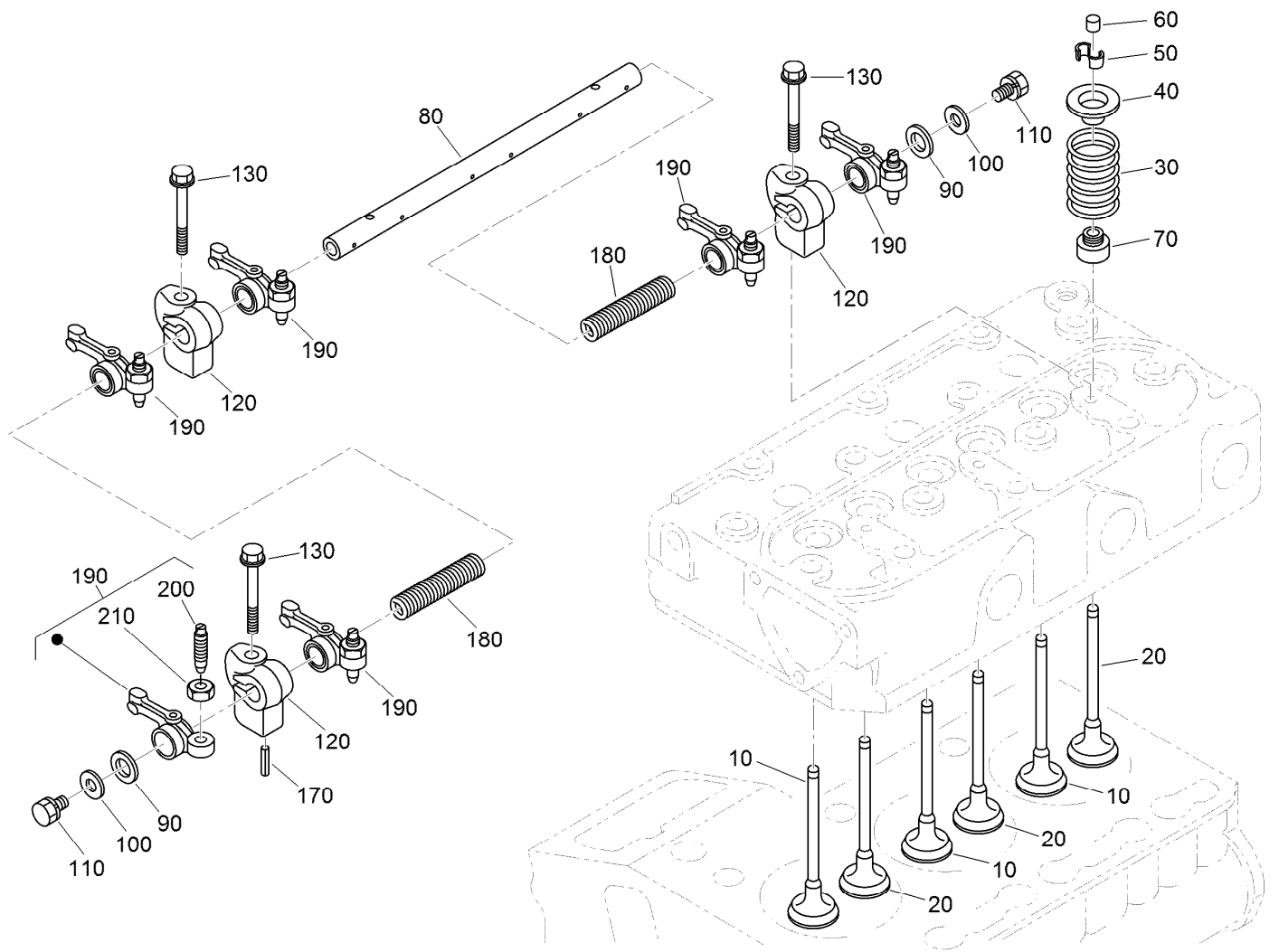
## Water Flange and Thermostat Assembly

<i>Ref.</i>	<i>Part Number</i>	<i>Qty.</i>	<i>Description</i>
10	110-3819	1	Water Flange ASM
20	98-9580	1	Pipe-Return, Water
30	98-9444	1	Plug
40	110-3820	1	Gasket-Flange, Water
50	110-3821	1	Plug
60	98-7692	2	Bolt
70	125-9063	1	Bolt-Sems
80	110-3822	1	Pipe-Return, Water
90	125-9078	2	Clamp-Hose
100	98-7778	1	Thermostat ASM
110	110-3823	1	Cover-Thermostat
120	105-3748	1	Gasket-Thermostat
130	98-7777	2	Bolt



## Water Pump and Water Pipe Assembly

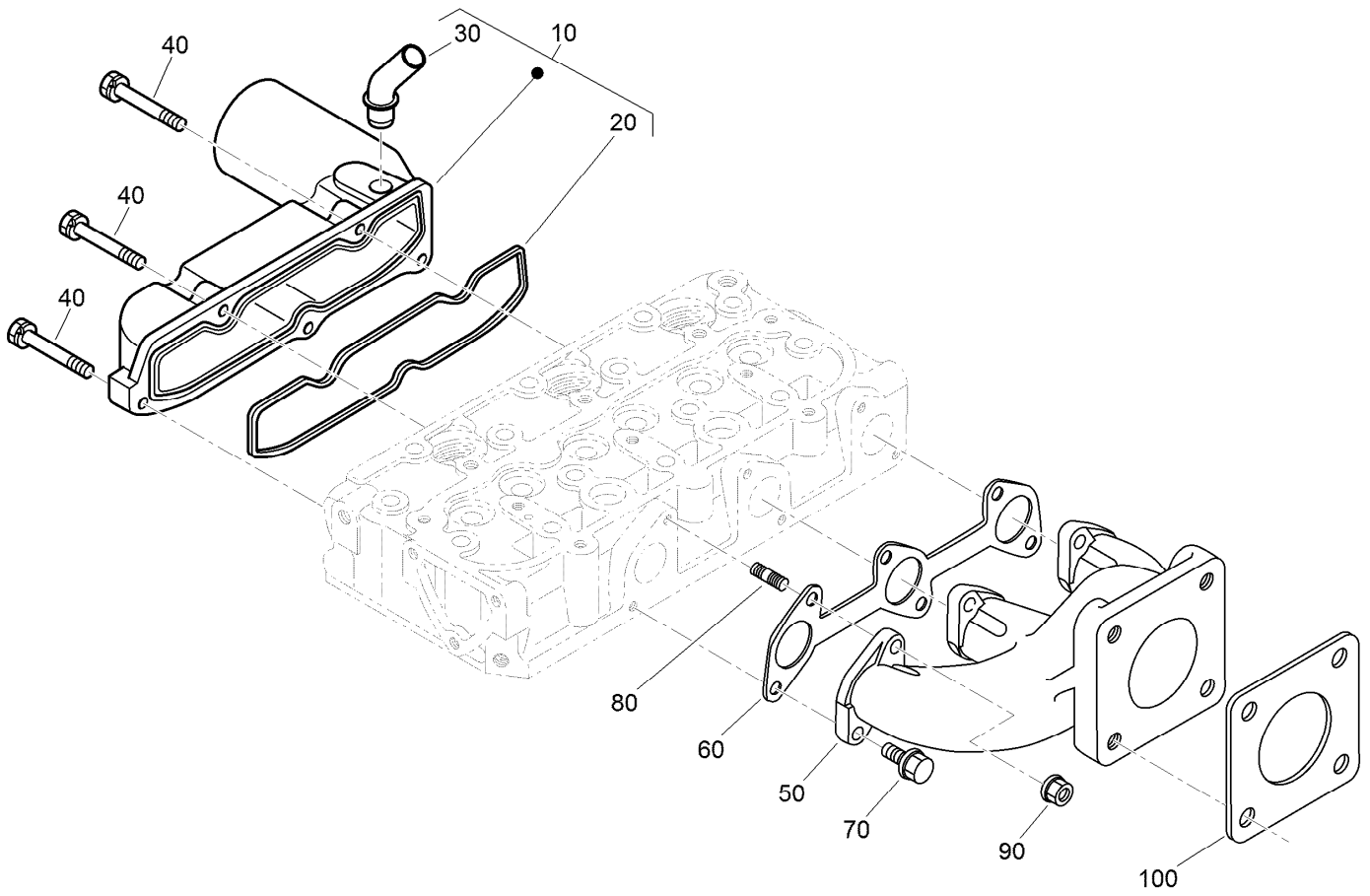
<i>Ref.</i>	<i>Part Number</i>	<i>Qty.</i>	<i>Description</i>
10	110-3824	1	Water Pump ASM
20	125-9081	1	Flange-Pump, Water
30	100-1934	1	Bearing-Ball
40	99-3518	1	Water Pump Seal ASM
60	100-1932	1	Pipe-Return, Water
70	117-0330	1	Gasket-Pump, Water
80	100-1750	4	Bolt
90	100-1918	1	Pipe-Water
100	110-3827	1	Pipe-Water
110	100-1924	1	Stud
120	100-2203	1	Nut-Flange
130	110-3828	2	Band-Pipe



## Valve and Rocker Arm Assembly

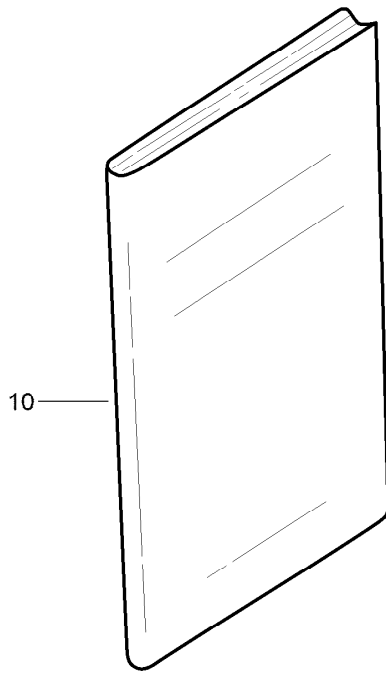
Ref.	Part Number	Qty.	Description
10	112-2514	3	Valve-Inlet
20	112-2515	3	Valve-Exhaust
30	100-1823	6	Spring-Valve
40	100-1825	6	Retainer-Spring, Valve
50	120-3136	6	Collet-Spring, Valve
60	100-2155	6	Cap-Valve
70	100-1797	6	Seal-Stem, Valve
80	112-8341	1	Shaft-Arm, Rocker
90	100-2044	2	Washer

Ref.	Part Number	Qty.	Description
100	110-3832	2	Washer-Plain
110	100-1762	2	Bolt
120	110-3833	3	Bracket-Arm, Rocker
130	110-3834	3	Bolt-Flange
170	98-7602	1	Pin-Spring
180	112-8342	2	Spring
190	100-1884	6	Rocker Arm ASM
200	100-1885	6	Screw-Adjusting
210	100-1827	6	Nut



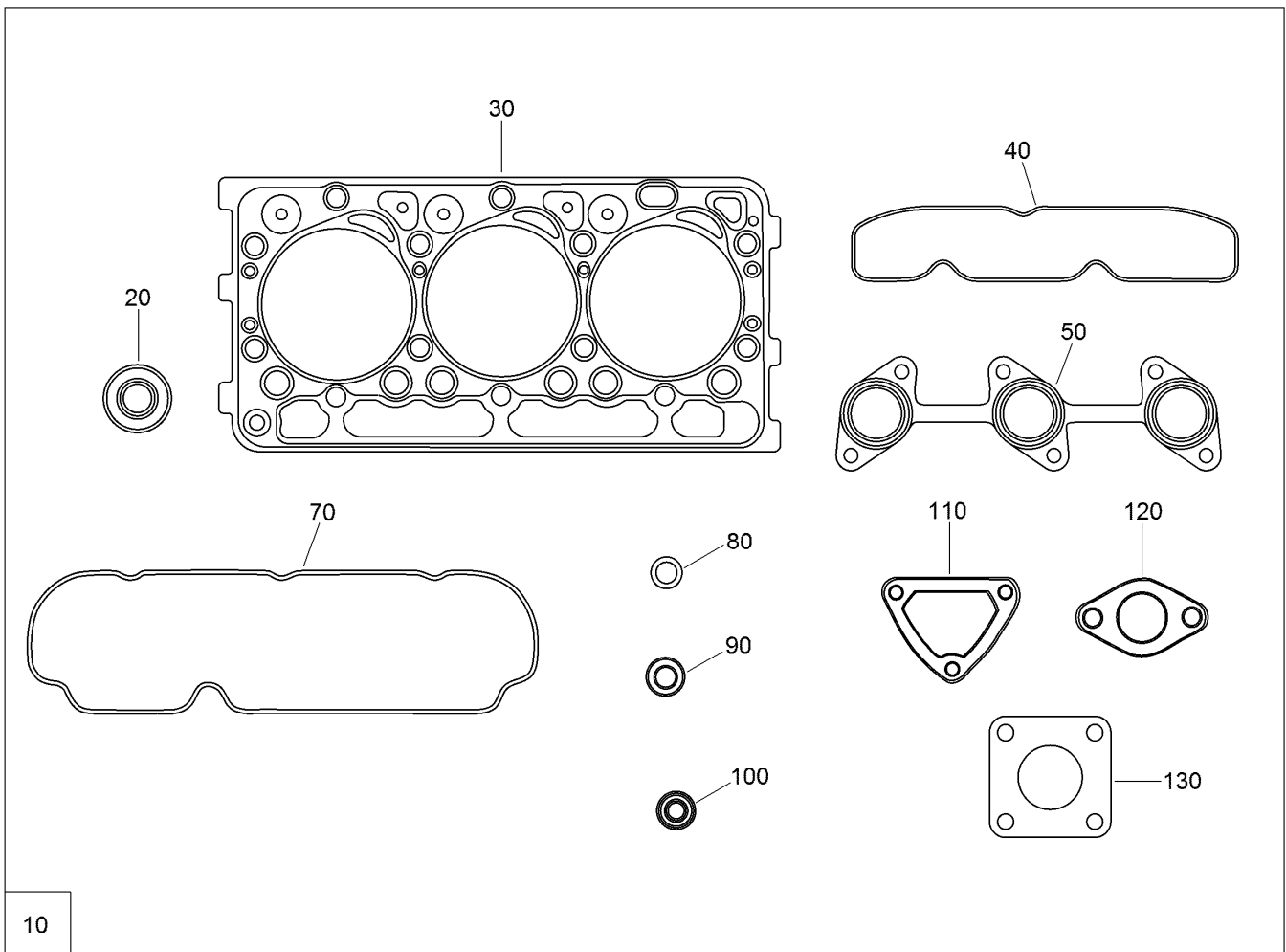
## Inlet and Exhaust Manifold Assembly

<i>Ref.</i>	<i>Part Number</i>	<i>Qty.</i>	<i>Description</i>
10	120-3141	1	Intake Manifold ASM
20	110-3838	1	Gasket-Manifold, Intake
30	121-2417	1	Pipe-Breather
40	98-9352	5	Bolt
50	110-3839	1	Manifold-Exhaust
60	110-3840	1	Gasket-Manifold, Exhaust
70	130-1514	3	Bolt-Ubs
80	130-1156	3	Bolt-Stud
90	100-1778	3	Nut
100	99-8343	1	Gasket-Muffler



## Miscellaneous Engine Parts

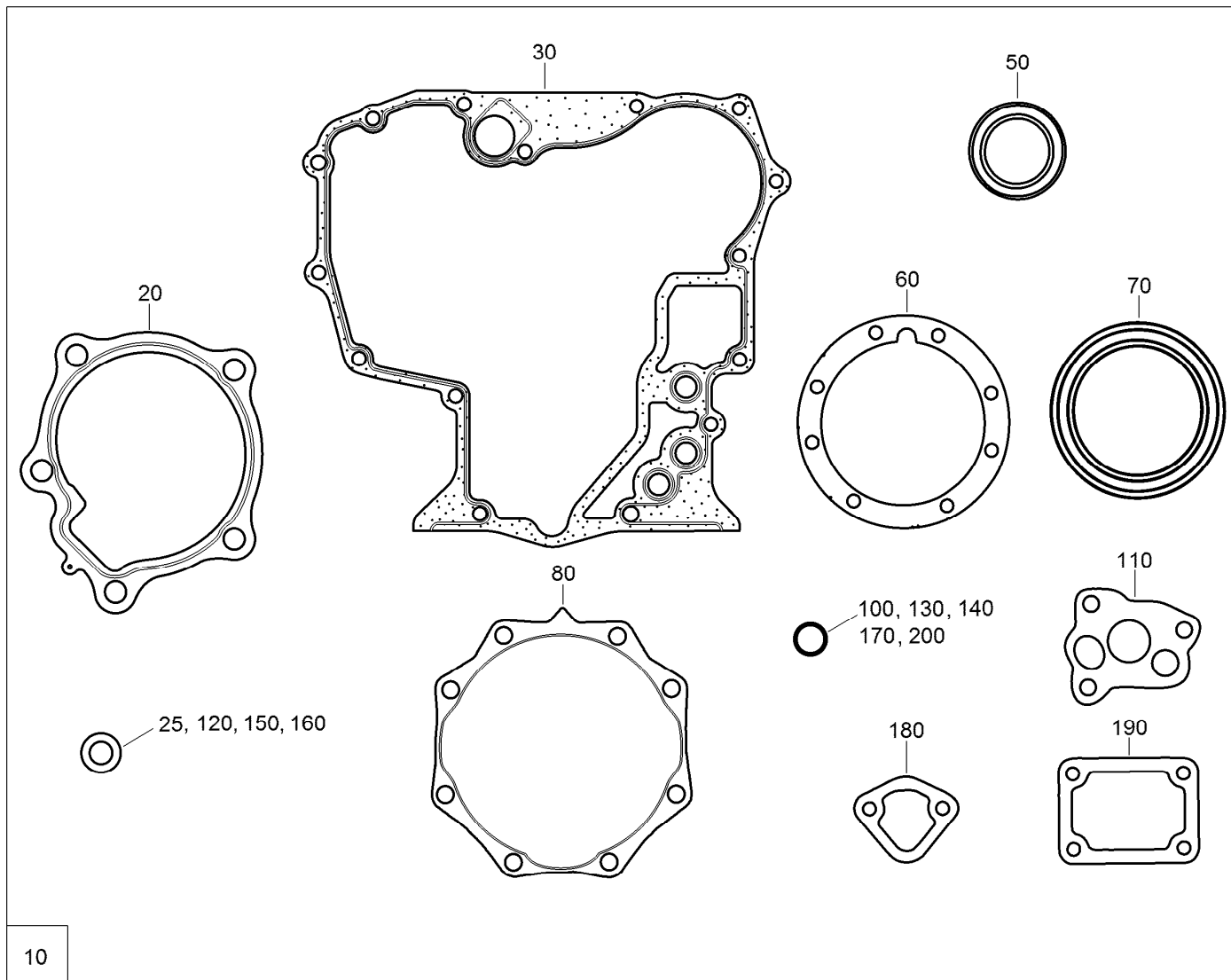
<i>Ref.</i>	<i>Part Number</i>	<i>Qty.</i>	<i>Description</i>
10	130-1513	1	Manual-Operator



10

## Upper Engine Gasket Kit

Ref.	Part Number	Qty.	Description
10	130-1441	1	Upper Gasket Kit
20	100-1797	6	Seal-Stem, Valve
30	112-2520	1	Gasket-Head, Cylinder
40	110-3838	1	Gasket-Manifold, Intake
50	110-3840	1	Gasket-Manifold, Exhaust
70	112-2521	1	Gasket-Cover, Head
80	99-3446	1	O-Ring
90	98-7676	3	Gasket
100	98-7677	3	Seal-Heat
110	110-3820	1	Gasket-Flange, Water
120	105-3748	1	Gasket-Thermostat
130	99-8343	1	Gasket-Muffler



## Lower Engine Gasket Kit

<i>Ref.</i>	<i>Part Number</i>	<i>Qty.</i>	<i>Description</i>	<i>Ref.</i>	<i>Part Number</i>	<i>Qty.</i>	<i>Description</i>
10	130-1388	1	Lower Gasket Kit	120	98-7654	1	Gasket
20	117-0330	1	Gasket-Pump, Water	130	105-3776	1	O-Ring
25	98-7524	1	Gasket	140	100-2207	1	O-Ring
30	117-0327	1	Gasket-Case, Gear	150	98-7654	2	Gasket
50	120-7852	1	Seal-Oil	160	110-9715	1	Gasket-Pan, Oil
60	112-2812	1	Gasket-Case, Bearing	170	100-2208	1	O-Ring
70	110-3724	1	Seal-Oil	180	98-9636	1	Gasket-Pump, Fuel
80	100-1876	1	Gasket-Cover, Case	190	100-1962	1	Gasket-Plate, Control
100	100-2209	1	O-Ring	200	110-3762	1	O-Ring
110	100-2003	1	Gasket-Pump, Oil				

# Attachments and Accessories

## For 74266 Z Master Professional 7000 Series Riding Mower With 52in TURBO FORCE Side Discharge Mower

<b>Product Name</b>	<b>Model/Part</b>
Hypr-Oil 500 (quart).....	114-4713
Hypr-Oil 500 (gallon).....	114-4714
Hypr-Oil 500-5 (5 gallon).....	114-4715
Bimini Folding Shade Assembly .....	115-4510
Roller Striping Kit.....	108-2162
Vac Collection System .....	78514
Recycler Kit .....	107-1610
Striping Kit .....	107-1630
Filter Minder Gauge .....	99-4664
Light Kit.....	107-9880
Hitch Kit .....	99-8925
Chute Gate Kit .....	78521
Suspension Kit for Standard Seat.....	107-1892
Deluxe Suspension Seat .....	107-1891
DFS Vac Collection System Mounting Kit .....	110-0891
Operator Fan Kit - US Sales Only, 2in ROPS Post.....	110-1996
DFS Weight Kit .....	110-3860
Turbo Baffle Kit.....	107-1634
Twin Bag Assembly .....	78533
1.25in Spark Arrester Kit.....	105-1672
Deluxe Suspension Seat Kit .....	78530
Blower and Drive Kit .....	78537
DFS Bagger Gusset Kit.....	110-3946
MVP Belt and Blade Kit.....	127-1641
Blade-Hi Flow, 18in.....	105-7781-03
Blade-Med Flow, 18in .....	105-7794-03
Blade-Low Flow, 18in.....	105-7795-03
Blade-Atomic, 18in .....	105-7796-03
Blade-Recycler, 18in.....	105-7779-03
Blade-Hi Flow, 18in (6 Pack).....	108-1117
Blade-Med Flow, 18in (6 Pack) .....	110-0409
Blade-Lo Flow, 18in (6 Pack).....	110-0406
Blade-Atomic, 18in (6 Pack) .....	108-1118
Blade-Recycler, 18in (6 Pack).....	110-0408
Z Stand Kit .....	105-1622

**Notes:**

**Notes:**



**Count on it.**