



24V Lithium-Ion Battery Charger

24V Lithium-Ion Battery

Model No. 88503A—Serial No. 315000001 and Up

Model No. 88506A—Serial No. 315000001 and Up

Operator's Manual



If you have questions or problems, call toll free 1-888-367-6631 (US), 1-888-430-1687 (Canada), or 1-800-450-9350 (Mexico) before returning this product.

Safety

⚠ WARNING

CALIFORNIA

Proposition 65 Warning

This product contains a chemical or chemicals known to the State of California to cause cancer, birth defects, or reproductive harm.

Important safety instructions—Save these instructions.

READ AND FOLLOW ALL INSTRUCTIONS.

⚠ DANGER

To reduce the risk of fire or electric shock, carefully follow these instructions:

1. Be sure voltage selector is in correct voltage position before plugging in.
2. For use in the U.S.A., the voltage selector switch must be placed in the 120 volt position. For use in countries other than the U.S.A., the voltage selector may need to be placed in other than the 120 volt position. Confirm the voltage available at each country location before using the product.
3. For connection to a supply not in the U.S.A., use an attachment plug adapter of the proper configuration for the power outlet, if needed.

⚠ CAUTION

The battery used in this device may present a risk of fire or chemical burn if mistreated.

Do not disassemble, heat above 104 degrees F (40 degrees C), or incinerate. Replace battery with Toro genuine batteries only. Use of another battery may present a risk of fire or explosion.

⚠ CAUTION

Dispose of a used battery promptly. Keep away from children. Do not disassemble and do not dispose of in fire.

⚠ CAUTION

Overheating batteries can cause fire and severe burns.

Do not open, crush, heat above 104 degrees F (40 degrees C), or incinerate. Follow the manufacturer's instructions.

The device should not be used by persons (including children) with reduced physical, sensory or mental capabilities, or lack of experience and knowledge, unless they receive supervision or training.

Children should be supervised to not use the appliance as a toy.

If the power cord is damaged, it must be replaced by the manufacturer, its authorized service agent, or a similarly qualified person in order to avoid hazard.

This power unit is intended to be correctly orientated in a vertical or floor mounted position.



Safety and Instructional Decals

Important: Safety and instruction decals are located near areas of potential danger. Replace damaged decals.

LITHIUM-ION BATTERY CHARGER
CHARGEUR BATTERIE LITHIUM-ION
CARGADOR DE BATERÍAS DE IONES DE LITIO
INPUT/PUISSANCE/ENTRADA: 100-240 Voa 50/60Hz 0.71A
OUTPUT/SORTIE/SALIDA: 24 V MAX* 1.5A

*Maximum initial voltage without workload, as rated by battery manufacturer.
Under workload, nominal voltage is 21.6 V

*Tension initiale maximale sans charge, telle qu'indiquée par le fabricant de la batterie. Mesurée sous charge, la tension nominale est de 21.6 V

*Voltaje máximo inicial sin carga, según el fabricante de la batería.
Bajo carga, el voltaje nominal es de 21.6 V

WARNING To reduce the risk of injury, user must read the instruction manual. Use only with 88504, 88505 & 88506(A) Lithium-ion Battery Pack. CAUTION - Risk of electric shock. Do not expose to liquid, vapor or rain.

AVERTISSEMENT Pour réduire le risque de blessures, l'utilisateur doit lire le manuel d'utilisation. Utiliser uniquement avec 88504, 88505 & 88506(A) Lithium-ion Battery Pack. ATTENTION - Risque de décharge électrique. Ne pas exposer à des liquides, à la vapeur ou à la pluie.

ADVERTENCIA Para reducir el riesgo de lesiones, el usuario debe leer el manual de instrucciones. Utilizar únicamente con el Paquete de Baterías de Iones de litio 88504, 88505 y 88506(A). CUIDADO - Riesgo de descarga eléctrica. No exponer a líquidos, vapores o lluvia.

Backfeed Protection / Protection contre le retour d'énergie / Protección contra retroalimentación

THE TORO COMPANY PATENT: www.ttcopats.com
8111 Lyndale Avenue South
Bloomington, MN 55420-1196 USA

Country of Origin: China / Pays d'origine : Chine / País de origen: China
Manufactured by / Fabriqué par / Fabricada por CHANGZHOU GLOBE CO.,LTD

Model: 88503A SL
Serial Number:
Número de Serie:
Date Code:
Código de fecha:

LISTED E199607
Class 2 Battery Charger 4DH6
Chargeur de batterie Classe 2
Cargador de batería Clase 2

131-0370

*Maximum initial voltage without workload, as rated by battery manufacturer.
Under workload, nominal voltage is 21.6 V

*Tension initiale maximale sans charge, telle qu'indiquée par le fabricant de la batterie. Mesurée sous charge, la tension nominale est de 21.6 V

*Voltaje máximo inicial sin carga, según el fabricante de la batería.
Bajo carga, el voltaje nominal es de 21.6 V

WARNING To reduce the risk of injury, user must read the instruction manual. Wear eye protection. Do not short terminals. Do not throw into fire. Use only with Toro battery charger 88503(A). When charging make sure temperature is between 5° to 40° C (41° to 104° F), -10° to 45° C (14° to 113° F) for discharge. Risk of fire, explosion and burns. Do not disassemble, crush, expose to heat above 100° C (212° F), or incinerate. Keep battery out of reach of children.

AVERTISSEMENT Pour réduire le risque de blessures, l'utilisateur doit lire le manuel d'utilisation. Portez des lunettes de protection. Ne pas court-circuiter. Ne jetez pas au feu. Utilisez uniquement avec chargeur de batterie Toro 88503(A). Lorsque vous chargez la batterie, assurez-vous que la température est de 5 à 40 °C (41 à 104 °F), -10 à 45 °C (14 à 113 °F) pour la décharge. Risque d'incendie, d'explosion et des brûlures. Ne pas démonter, écraser, exposer à une température au-dessus de 100 °C (212 °F) ou incinérer. Conservez la batterie hors de portée des enfants.

ADVERTENCIA Para reducir el riesgo de lesiones, el usuario debe leer el manual de instrucciones. Llevar protección ocular. No hacer cortocircuito entre los terminales. No arrojar al fuego. Usar únicamente con el cargador de baterías Toro 88503(A). Durante la carga, la temperatura debe estar entre 5 y 40 °C (41 y 104 °F), y entre -10 y 45 °C (14 y 113 °F) durante la descarga. Riesgo de incendio, explosión y quemaduras. No desmontar, aplastar, exponer a temperaturas superiores a 100 °C (212 °F) o incinerar. Mantener la batería fuera del alcance de los niños.

MH46448 Country of Origin: China / Pays d'origine : Chine / País de origen: China
Model: 88506A PATENT: www.ttcopats.com
Serial Number:
Número de Serie:
Date Code:
Código de fecha:

131-0372

TORO 24 V MAX* LI-ION BATTERY / BATTERIE AU LITHIUM-ION / BATERÍA DE IONES DE LITIO
CHARGING PROCEDURE (LED INDICATOR)
PROCÉDURE DE CHARGEMENT (VOYANT DEL)
PROCEDIMIENTO DE CARGA (INDICADOR LED)

RED / ROUGE / ROJO RED / ROUGE / ROJO

RED / ROUGE / ROJO GREEN / VERT / VERDE

RED / ROUGE / ROJO ORANGE / ORANGE / NARANJA

DO NOT REMOVE THIS DECAL / NE PAS RETIRER CET AUTOCOLLANT / NO QUITAR ESTA PEGATINA

131-0369

TORO LI-ION BATTERY / BATTERIE AU LITHIUM-ION / BATERÍA DE IONES DE LITIO

24 V MAX*
43.2Wh

131-0371

STOP

1

2

3

5

125-8329

1. The battery does not come out of the box fully charged.
2. Place the battery in the battery charger.
3. Wait until the battery is fully charged before first use.
4. Stop—follow these instructions before first use.
5. Read the *Operator's Manual*.

LITHIUM-ION BATTERY CHARGER
Model: 88503A

Input: 100-240 V~ 50/60 Hz 0.71 A
Output: 24 Vcc Máx 1.5 A

Imported by: BRISAGOODS DE MONTERREY, S. A. DE C. V.
Versalles No. 27, Colonia Juárez, Delegación Cuauhtemoc,
México, D. F. C. P. 06600

131-0388

LITHIUM-ION BATTERY
Model: 88506A

24 Vcc 43.2 Wh

Imported by: BRISAGOODS DE MONTERREY, S. A. DE C. V.
Versalles No. 27, Colonia Juárez, Delegación Cuauhtemoc,
México, D. F. C. P. 06600

131-0394

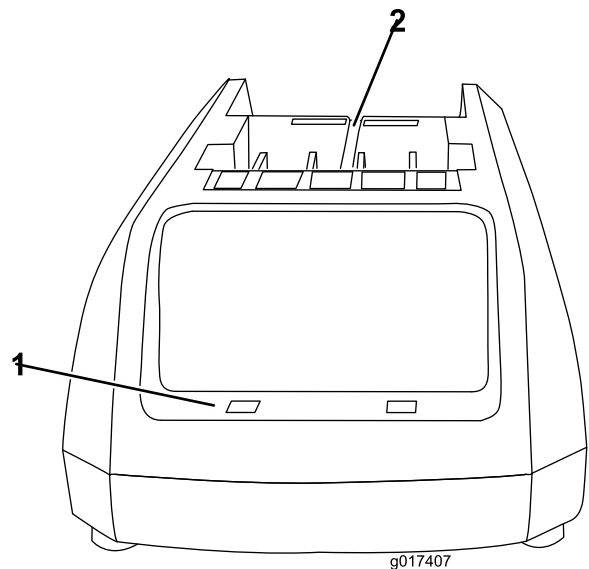


Figure 1

1. LED indicators
2. Insert battery here

Operation

Charging the Battery Pack

⚠ WARNING

CALIFORNIA Proposition 65 Warning

WARNING: The power cord on this product contains lead, a chemical known to the State of California to cause birth defects or other reproductive harm. Wash hands after handling.

Important: The battery pack is not fully charged when it is purchased. Before using the battery for the first time, fully charge it. Make sure to read all safety precautions. If storing for a prolonged period of time, remove the battery. When ready to use again, charge the battery pack.

Important: For best results, your battery pack should be charged in a location where the temperature is more than 5 degrees C (41 degrees F) but less than 40 degrees C (104 degrees F). To reduce the risk of serious personal injury, do not store outside or in vehicles. Charging time will be increased if not charged within this range.

1. Turn the battery upside down and line up the battery terminal with the slot in the charger (Figure 1 and Figure 2).

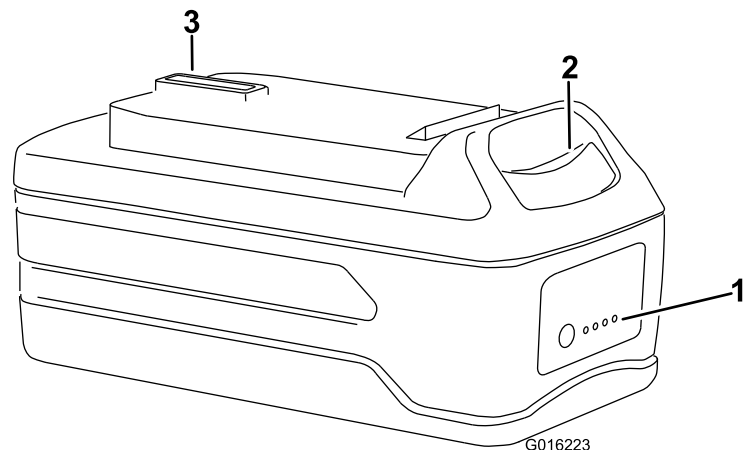


Figure 2

1. LED indicators (level of charge)
2. Release button
3. Battery terminal

2. Slide the battery into the charger until it clicks into place.
3. To remove the battery, press down on the release button and slide the battery backwards out of the charger.

4. Refer to the table below to interpret the LED indicators on the battery charger.

LED COLOR		
Left	Right	Indicates:
Red	Red	Battery is charging
Red	Green	Fully charged
Red	Orange	Battery is too warm: Remove for approximately 30 minutes

2. Grasp the product handle.
3. Push the battery pack into the handle until the latch locks into place.

Important: The battery pack is not fully charged when it is purchased. Before using the battery for the first time, refer to [Charging the Battery Pack \(page 3\)](#). Make sure to read all safety precautions. If storing for a prolonged period of time, remove the battery. When ready to use again, charge the battery pack; refer to [Charging the Battery Pack \(page 3\)](#).

Inserting the Battery into the Product

1. Align the tongue of the battery pack with the cavity in the handle housing ([Figure 3](#)).

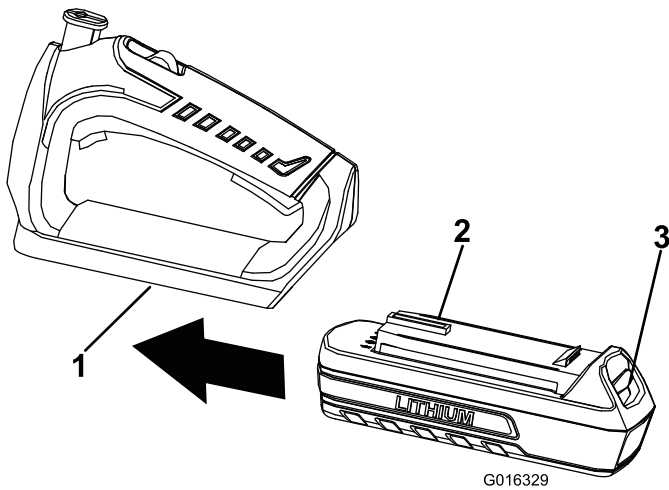


Figure 3
Hedge trimmer handle shown

1. Cavity
2. Tongue
3. Latch

Battery Pack Preparation For Recycling

⚠ WARNING

Upon removal, cover the battery pack's terminals with heavy-duty adhesive tape. Do not attempt to destroy or disassemble the battery pack or remove any of its components. Lithium-ion batteries must be recycled or disposed of properly at the nearest battery recycling facility.

Troubleshooting

Using the battery when it is hot can reduce the operating time. The battery will automatically stop working when it is overheated to prevent damage to it. Remove the battery from the charger and allow it to cool before placing it back into the product.

Using the battery when there is moisture on the leads can cause the trimmer to malfunction. Allow the battery to dry or wipe it dry before placing it back into the product.

Notes:

Notes:

Notes:

The Toro Promise - Electric Products

A Two-Year Full Warranty for Residential Use for the United States and Canada

The Toro Company and its affiliate, Toro Warranty Company, pursuant to an agreement between them, jointly warrant this product for two years against defects in material or workmanship when used for normal residential purposes.*

If you think your Toro Product contains a defect in materials or workmanship, if you have questions or problems, and before returning this product call toll free:

Trimmers:

1-800-237-2654 (US)
1-800-248-3258 (Canada)

Blowers:

1-888-367-6631 (US)
1-888-430-1687 (Canada)

Snowthrowers:

1-800-808-2963 (US)
1-800-808-3072 (Canada)

To receive a replacement or repair, at our option, return the complete unit to the seller. United States and Canada customers may return their product, with proof of purchase, to any Authorized Service Dealer. United States customers may also return their product, with proof of purchase, postage prepaid, to the Toro Service Center, 5500 SE Delaware, Ankeny, IA 50021.

This warranty covers product defects only. **Neither The Toro Company nor Toro Warranty Company is liable for indirect, incidental, or consequential damages in connection with the use of the Toro Products covered by this warranty, including any cost or expense of providing substitute equipment or service during reasonable periods of malfunction or non-use pending completion of repairs under this warranty. Some states do not allow exclusions of incidental or consequential damages, so the above exclusions may not apply to you.** This warranty gives you specific legal rights, and you may also have other rights which vary from state to state.

Countries Other than the United States and Canada

This warranty is not valid in Mexico. Customers in Mexico, see the following page. Customers who have purchased Toro products exported from the United States or Canada should contact their Toro Distributor (Dealer) to obtain guarantee policies for your country, province, or state. If for any reason you are dissatisfied with your Distributor's service or have difficulty obtaining guarantee information, contact the Toro importer. If all other remedies fail, you may contact us at Toro Warranty Company.

Australian Consumer Law

Australian customers will find details relating to the Australian Consumer Law either inside the box or at your local Toro Dealer.

* Residential use means use of the product on the same lot as your home.

Part Number 374-0298 Rev. A

BRISAGOODS DE MONTERREY S. A. DE C. V.
DISTRIBUIDOR MASTER EN MEXICO DE MARCA TORO LÍNEA RESIDENCIAL

WARRANTY POLICY

Product:

Brand:

Model:

Conditions

BRISAGOODS DE MONTERREY S.A. DE C.V. guarantees for a period of 2 years, that this product, including all its parts and manpower, is free from defects in material and operation, starting on the date of purchase or installation of the product, under the following conditions:

Conditions

1. For this warranty to be effective, the consumer must present this policy, duly stamped by the store where the product was purchased, along with the product, to the said store where the product was sold.
2. BRISAGOODS DE MONTERREY S.A. DE C.V. agrees to replace the product free of charge to the consumer and to cover any costs resulting from the application of this warranty.

WHERE TO MAKE THE WARRANTY VALID:

In the service centers (see list of Service Centers Annexed to this Warranty Policy) or, if you want, you can call phone at no charge 01-800-450-9350, to locate the nearest Authorized Service Center, where you can also acquire parts, components, supplies and accessories that you need.

The warranty is not valid in the following cases:

1. When the product has been used under conditions other than those considered as normal.
2. When the product has not been operated according to the provided instruction manual.
3. When the product has been modified or repaired by personnel not authorized by the national manufacturer, importer or respective responsible marketer.

Imported by: BRISAGOODS DE MONTERREY, S. A DE C. V

VERSALLES #27

COL. JUÁREZ

DELEGACIÓN CUAUHTEMOC

C.P. 06600

MÉXICO D.F.

MÉXICO D.F. PHONE. (55) 14-50-93-50, 55-92-23-10

Stamp of establishment

And date of purchase

BRISAGOODS DE MONTERREY S. A. DE C. V.
DISTRIBUIDOR MASTER EN MEXICO DE MARCA TORO LÍNEA RESIDENCIAL

AUTHORIZED SERVICE CENTERS

VERACRUZ:

SERVICIO TECNICO INDUSTRIAL

PIPILA #180

COLONIA JOSE CARDEL

XALAPA, VERACRUZ

(228) 8 14 19 68

Cabrera_osw@hotmail.com

ATENCION: DAVID BANDALA SANTIAGO

INTERNACIONAL DEL GOLFO

MORELOS 507B

COLONIA CENTRO

C.P. 96400

COATZACOALCO, VERACRUZ

TEL 921 212 4386

921 212 9257

internationaldelgolfo@prodigy.net.mx

ATENCION: FEDERICO SANTOS

PULSERVER

AVENIDA 7 #316 ENTRE LA CALLE 3 Y LA CALLE 5

COLONIA CENTRO

C.P. 94500

CORDOBA, VERACRUZ

TEL. 271 714 1241

pulserver@servicios@gmail.com

ATENCION ING. JAVIER BAEZA.

MOTOSIERRAS PLAN DE AYALA

INDEPENDENCIA #45

PLANDE AYALA

C.P. 92900

POZA RICA, VERACRUZ

TEL. 782 823 9661

fray_1999@hotmail.com

ATENCION SR. ROBERTO MARTINEZ.

PULSERVER

AVENIDA 20 DE NOVIEMBRE #94

COLONIA CENTRO

C.P. 91170

VERACRUZ, VERACRUZ

TEL. 229 931 3334

pulserver@gmail.com

ATENCION SR. FABIAN PETRILI

Imported by: BRISAGOODS DE MONTERREY, S. A DE C. V

VERSALLES #27

COL. JUÁREZ

DELEGACIÓN CUAUHTEMOC

C.P. 06600

MÉXICO D.F.

MÉXICO D.F. PHONE. (55) 14-50-93-50, 55-92-23-10

JALISCO

EQUIPO AGROFORESTAL S.A. DE C.V.

DR. R. MICHEL #51
COLONIA LAS CONCHAS
GUADALAJARA, JALISCO
C.P. 44560
(33) 36 19 24 47
equipoagroforestal@gmail.com
ATENCION: JUAN CARLOS MARTINEZ

MORELOS

AGRO Y JARDIN DE MORELOS

PASEO CHETUMAL # 169
COLONIA QUINTANA ROO
C.P. 62060
CUERNAVACA, MORELOS
TEL 777 3101 094
josealtelo@msn.com
ATENCION JOSE LUIS ALONSO
FRANCISCO JAVIER ALONSO VALLE

YUCATAN

MOTO HERRAMIENTAS

CALLE #71ª
LOTE 7 POR LA 124 Y LA 126
COLONIA MEXICO PONIENTE
MERIDA, YUCATAN
999 91 58 98 32
999 3 29 56 55
motoherramientas@hotmail.com
ATENCION: LUCERO ARCILA KED

TABASCO

HOSPITAL TECNICO Y SERVICIO INDUSTRIAL

AV 16 DE SEPTIEMBRE #604
ESQ. CON PROLONGACION P. DE LA SIERRA
COLONIA PRIMERO DE MAYO
VILLAHERMOSA, TABASCO
993 5 91 75 14
htecsi@hotmail.com
ATENCION: MIGUEL BRISEÑO

MEXICO D.F.

CASA Y JARDIN

MONTE ATHOS #105
COLONIA LOMAS DE CHAPULTEPEC
DELEG. MIGUEL HIDALGO
C.P. 11000
MEXICO D.F.
(55) 5520 1322
Juliocastello70@hotmail.com

Imported by: BRISAGOODS DE MONTERREY, S. A DE C. V

VERSALLES #27

COL. JUÁREZ

DELEGACIÓN CUAUHTEMOC

C.P. 06600

MÉXICO D.F.

MÉXICO D.F. PHONE. (55) 14-50-93-50, 55-92-23-10

ESTADO DE MEXICO:**CASA Y JARDIN**

AV. DR. JIMENEZ CANTU S/N
ZONA COMERCIAL RANCHO SAN JUAN
ZONA ESMERALDA
ATIZAPAN DE ZARAGOZA
ESTADO DE MEXICO
(55) 5308 3664
Juliocastello70@hotmail.com

CASA Y JARDIN

AV HIDALGO #100
COL. JUAREZ
OCOYOACAC, ESTADO DE MEXICO
(728) 284 1575
Juliocastello70@hotmail.com

QUERETARO:**REPARE INC.**

JOSE MA. SOTELO 18A
COL. VALLE ALAMEDA
C.P. 76040
QUERETARO, QUERETARO
(442) 421 6258
Zelph.mioni@gmail.com
ATENCION: ZELPH ELI MIONI MORA

GUANAJUATO:**MOTOSIERRAS Y BOMBAS DEL BAJIO**

HILARIO MEDINA #1101
COL. COECILLOS
C.P. 37260
LEON, GUANAJUATO
TEL (477) 763 4198
ericka_ramos20@hotmail.com
ATENCION: ERIKA RAMOS

PUEBLA, TLAXCALA:**DAVI-CONET**

CALLE METEPEC MANZANA 8 LOTE 6
COLONIA EL REFUGIO
C.P. 72495
PUEBLA, PUEBLA
servicio@daviconet.com.mx
TEL 222 889 4025
ATENCION ING. JUAN MANUEL CERVANTES LOPEZ.

QUINTANA ROO:**TECNOLOGIA EN RIEGO DE MEXICO S.A DE C.V.**

CALLE 76 LOTE 001 LOCAL 1
C.P. 77710
SOLIDARIDAD, QUINTANA ROO
TEL. 984 803 1098
termsa@termsa.com

Imported by: BRISAGOODS DE MONTERREY, S. A DE C. V

VERSALLES #27

COL. JUÁREZ

DELEGACIÓN CUAUHTEMOC

C.P. 06600

MÉXICO D.F.

MÉXICO D.F. PHONE. (55) 14-50-93-50, 55-92-23-10