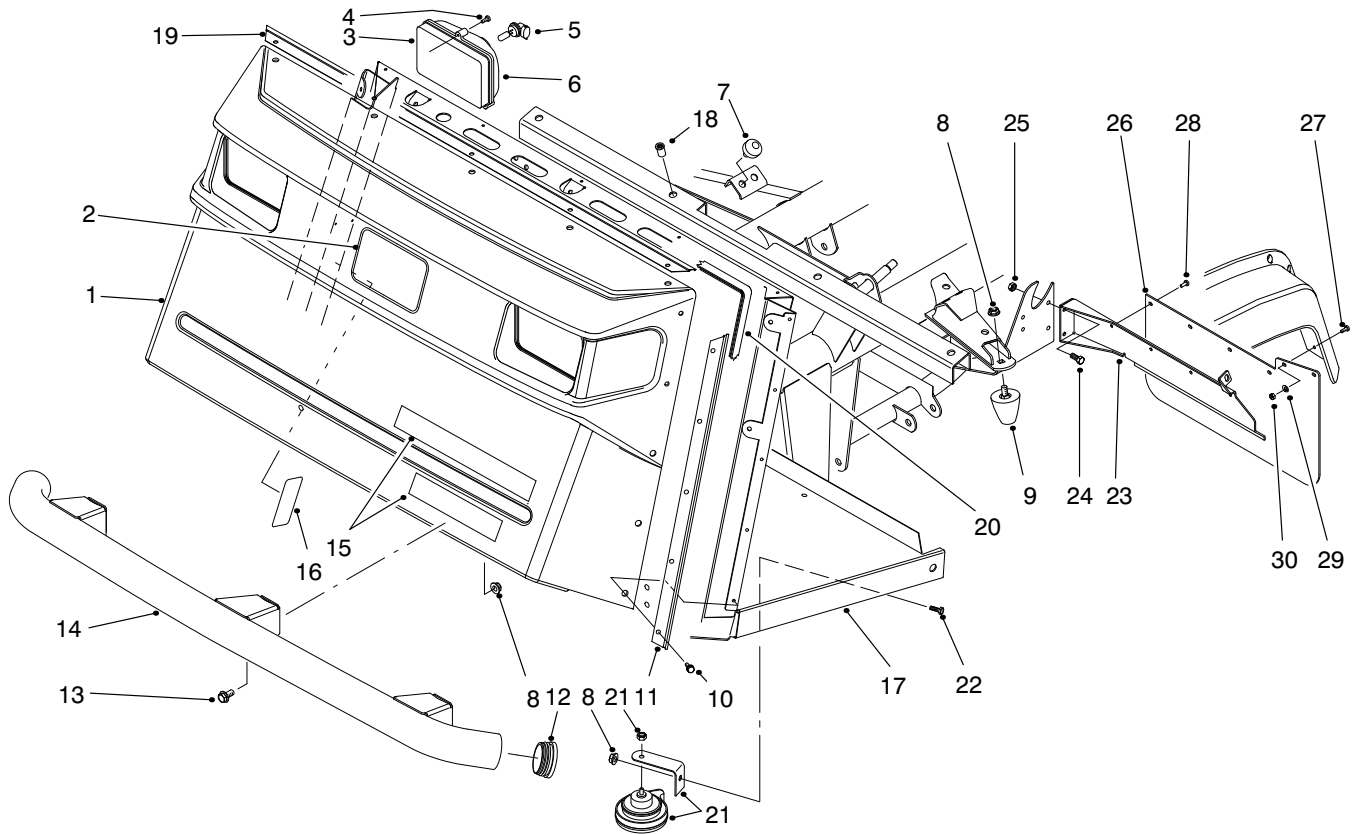




MODEL NO. 07205-80001 & UP
MODEL NO. 07205TC-80001 & UP

PARTS
CATALOG

WORKMAN® 3300D



T-1581-1

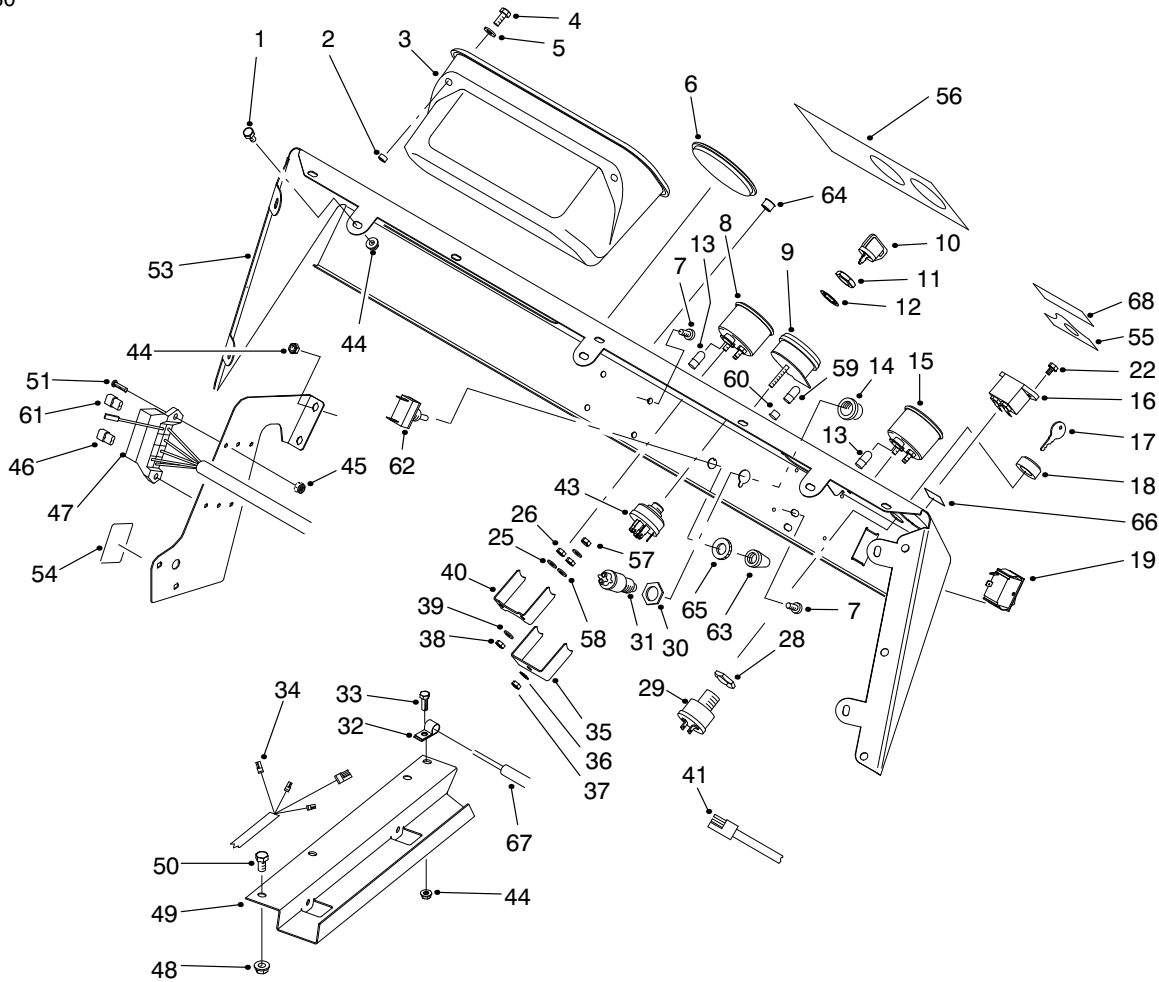
FRONT BUMPER & HOOD ASSEMBLY

Ref. No.	Part No.	Description	No. Used	Ref. No.	Part No.	Description	No. Used
1	87-0710	Hood	1	16	92-5395	Decal - Load (Japan)	1
2	62-5550	Decal - TORO	1	17	94-5240	Operators Platform Assy. (Incl. Ref. #18)	1
3	87-2120	Headlight Assembly (Incl. Ref. #5-6)	2	18	32148-7	Nut - Clinch	8
4	32104-88	Screw	6	19	87-8130	Bracket - Trim Top	1
5	87-6320	Bulb - Headlight	2	20	87-8160	Trim	1
6	87-6330	Lens - Headlight	2	21	116749	Horn Assembly	1
7	87-2440	Bumper	2	22	323-4	Screw - Cap Hex. Hd.	1
8	3290-357	Nut - Flange Lock	9	23	94-3838	Bracket - Mudflap LH	1
9	26-0071	Bumper	2	*	94-3839	Bracket - Mudflap RH	1
10	87-6620	Screw	15	24	321-4	Screw - Cap Hex. Hd.	4
11	87-8120	Bracket - Trim Side	2	25	32128-33	Nut - Lock	4
12	2410-42	Cap - Front Bumper	2	26	94-3841	Mudflap	2
13	3234-1	Screw - Hex. Flange Hd.	6	27	3250-13	Screw - Pan Hd.	4
14	87-4070	Bumper - Front	1	28	146489	Rivet - Pop	8
15	87-6070	Decal - Workman 3300D	1	29	3256-61	Washer - Flat	4
16	87-9500	Decal - Load	1	30	3296-2	Nut - Lock	4
16	94-1224	Decal - Load (Europe)	1				

*Not Illustrated

© The TORO Company - 1997
All Rights Reserved

TPS

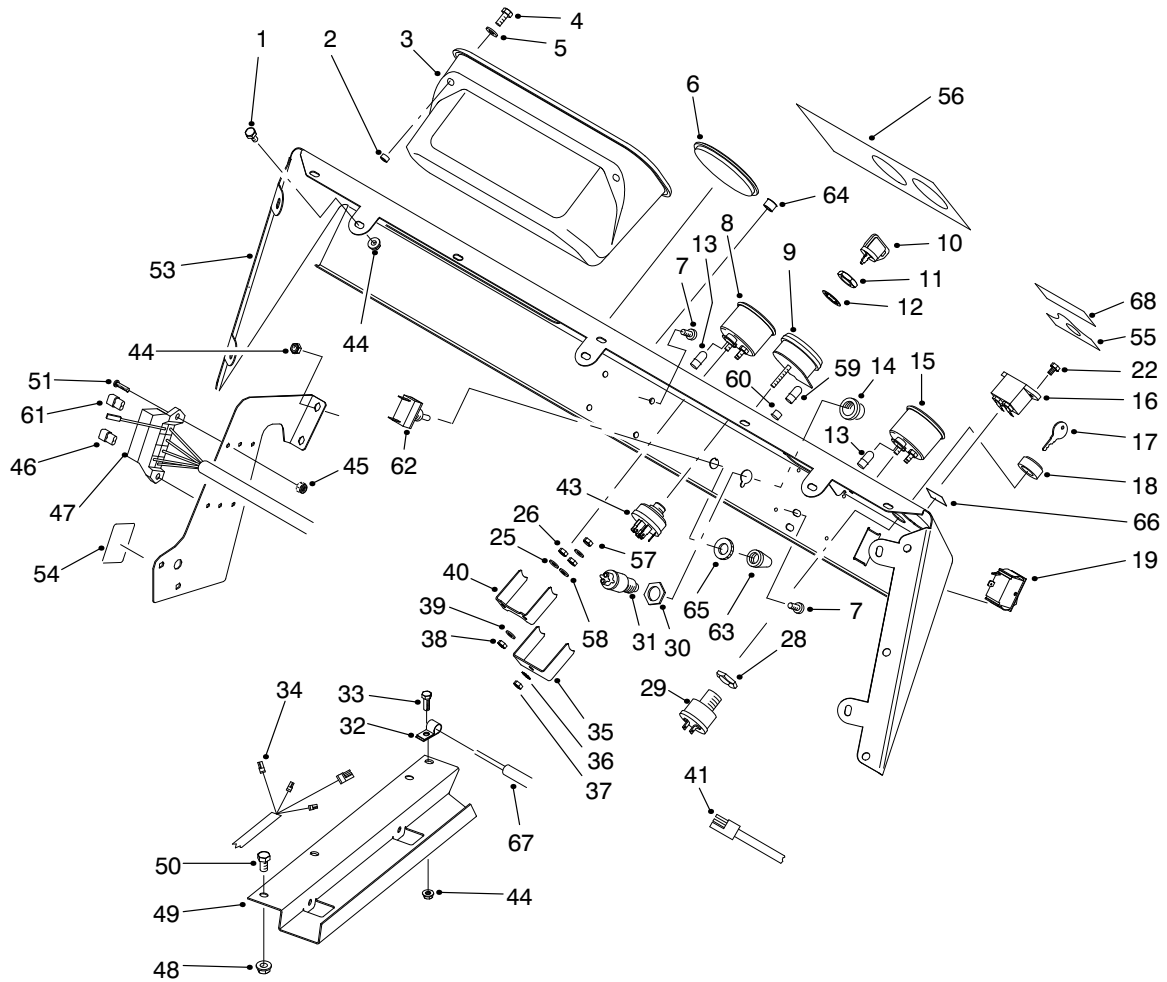


T-1706-1

CONTROL PANEL ASSEMBLY

Ref. No.	Part No.	Description	No. Used
1	321-2	Screw - Cap Hex. Hd.	7
2	32148-6	Insert - Threaded	2
3	87-3780	Box - Glove	1
4	321-3	Screw - Cap Hex. Hd.	2
5	3256-22	Washer - Flat	2
6	2410-35	Plug	1
7	3274-31	Screw - Button Hd.	4
8	87-5590	Temperature Gauge Assy. (Incl. Ref. #38-40, 57 & 58)	1
9	93-7053	Warning Light Assembly (Incl. Ref. #35-37, 59 & 60)	1
10	63-8360	Key - Ignition	1
11	218-446	Nut - Hex.	1
12	218-447	Washer - Lock	1
13	218-600	Bulb	2
14	87-5580	Button - Horn	1
15	87-5580	Fuel Gauge Assembly (Incl. Ref. #38-40, 57 & 58)	1
16	75-6820	Hourmeter	1
17	87-0740	Key - Supervisor Switch	1
18	87-1720	Nut - Supervisor Switch	1
19	87-3790	Switch - Light	1
22	32144-18	Screw - Cap Hex. Hd.	2
28		Nut - Hex.	1
29	94-5245	Supervisor Switch Assembly (Incl. Ref. #17, 18 & 28)	1

Ref. No.	Part No.	Description	No. Used
30		Nut - Hex.	1
31	18-2830	Horn Switch Assembly (Incl. Ref. #14 & 30)	1
32	2412-89	Clamp - R	1
33	321-4	Screw - Cap Hex. Hd.	1
34	93-7130	Harness - Wire Rear	1
35		Clamp - Light	1
36	3254-1	Washer - Lock	1
37	3217-26	Hut - Hex.	1
38	3217-25	Nut - Hex.	4
39	3253-15	Washer - Lock	4
40		Clamp - Temp. Gauge	1
41	87-4230	Harness - Wire Front LH	1
43	27-2360	Ignition Switch Assembly (Incl. Ref. #11 & 12)	1
44	32128-33	Nut - Flange	12
45	3296-2	Nut - Lock	2
46	218-574	Fuse - 7.5 Amp	2
47	87-8500	Front Wire Harness Assy. (Incl. Ref. #13)	1
48	32128-20	Nut - Flange	3
49	93-7094	Cover - Wire Harness	1
50	322-2	Screw - Cap Hex. Hd.	3
51	3250-13	Screw	2
53	87-8550	Control Panel Assembly (Incl. Ref. #55-56 & 68)	1

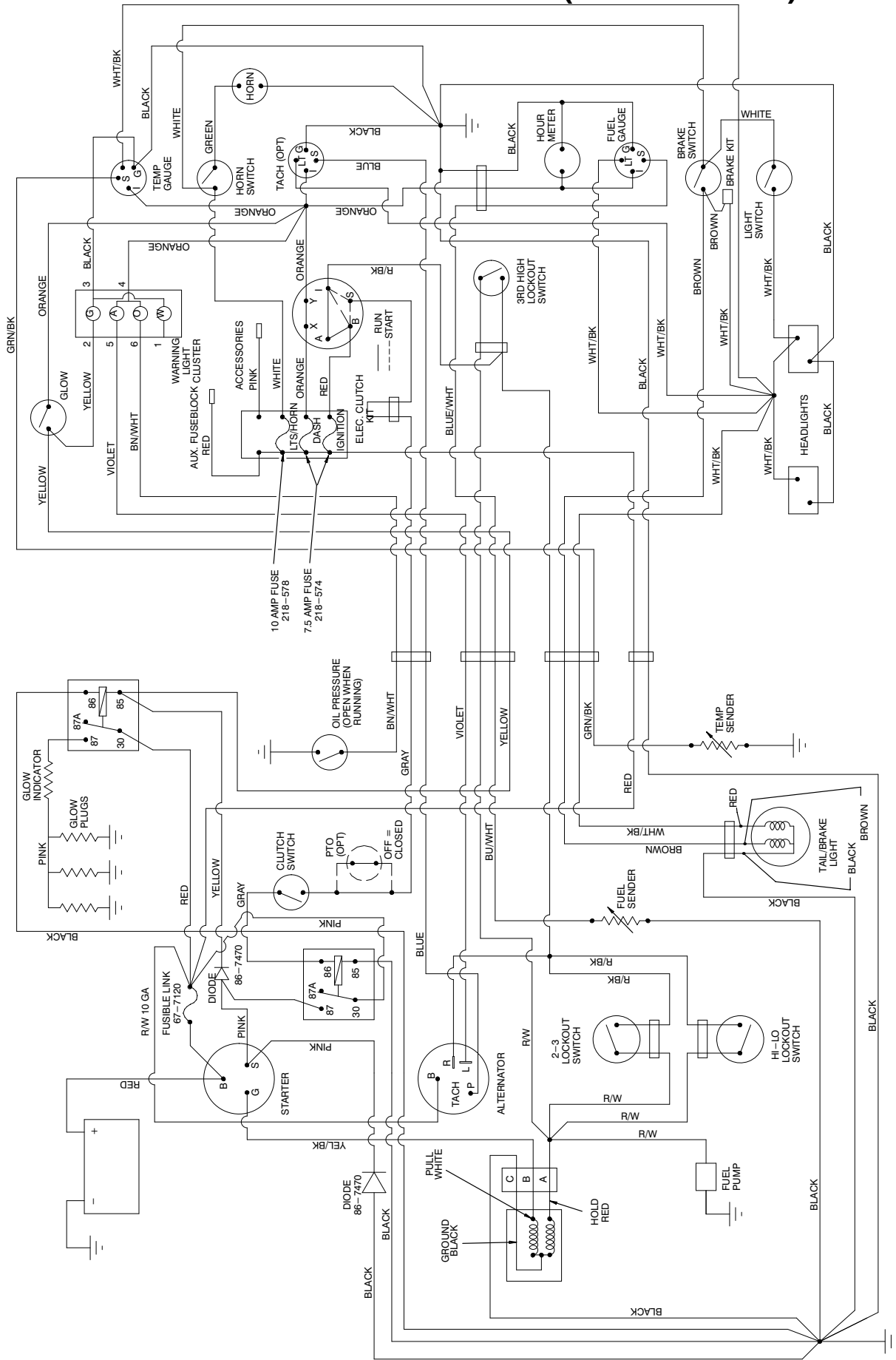


T-1706-1

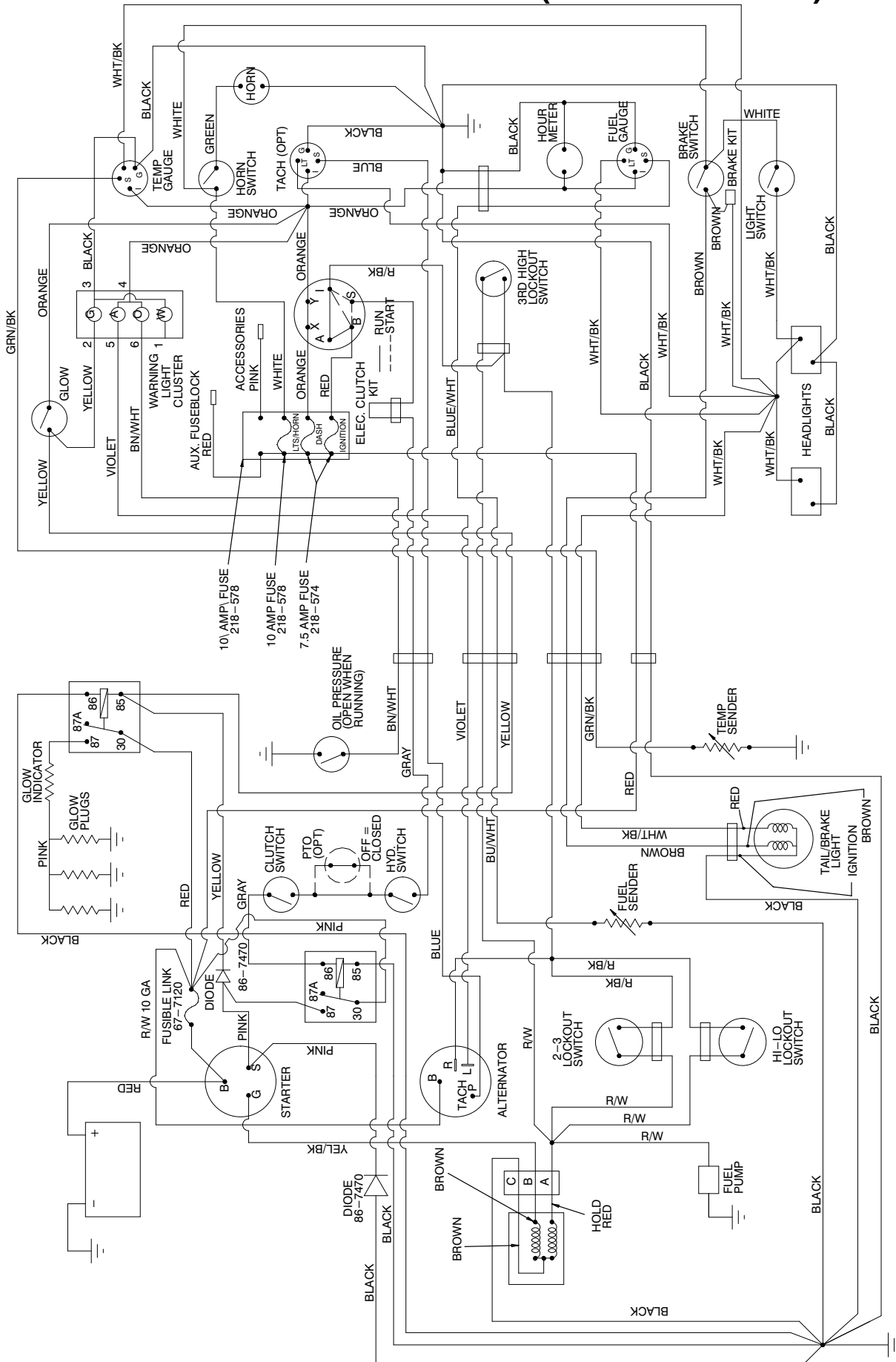
CONTROL PANEL ASSEMBLY (Continued)

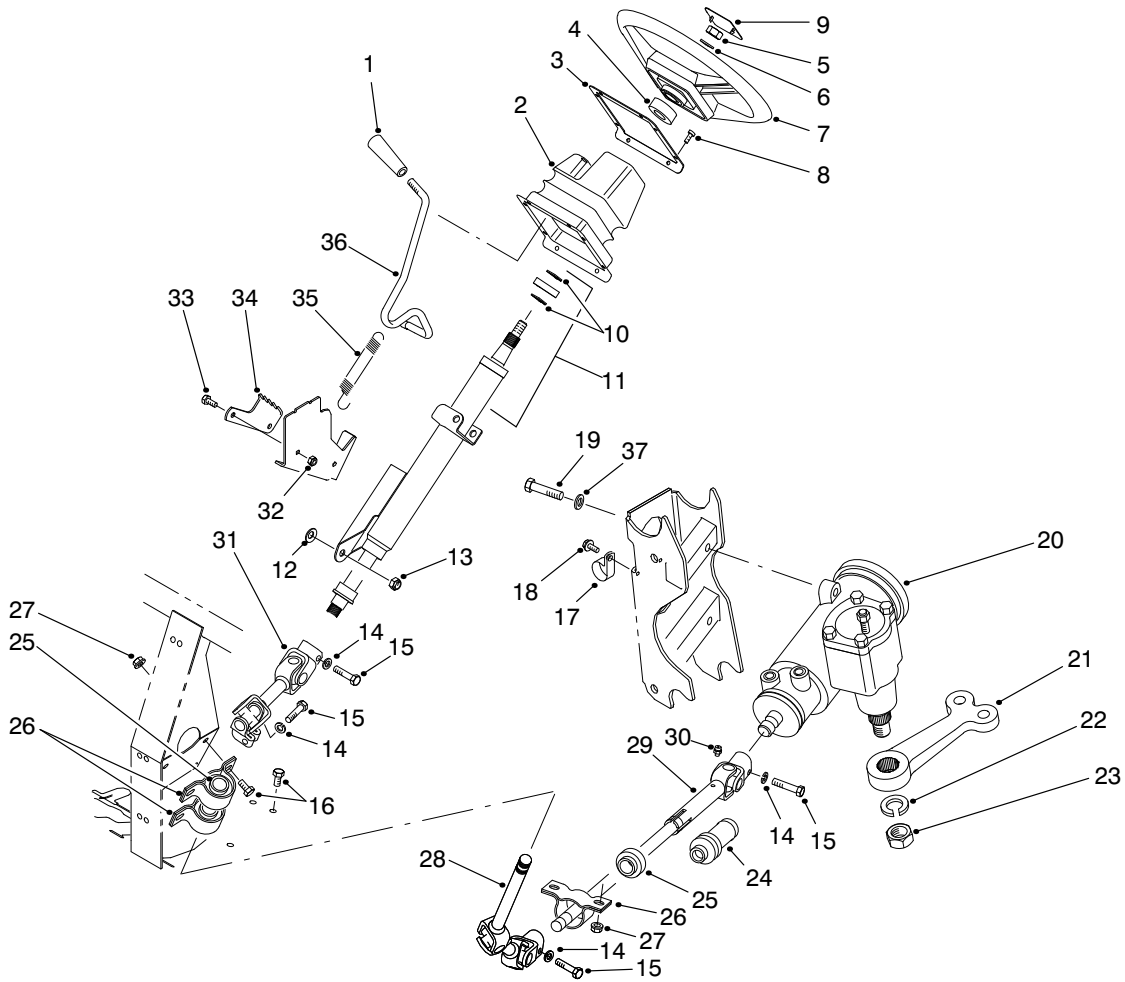
Ref. No.	Part No.	Description	No. Used	Ref. No.	Part No.	Description	No. Used
54	87-6670	Decal - Fuse	1	60	87-6270	Socket & Bulb Assembly (Incl. Ref. #59)	4
54	93-9851	Decal - Fuse (Europe)	1	61	218-578	Fuse - 10 Amp	1
54	92-5374	Decal - Fuse (Japan)	1	62	20-7150	Toggle Switch Assembly (Incl. Ref. #65)	1
55	87-5910	Decal - Supervisor	1	63	218-473	Boot - Switch	1
55	93-9856	Decal - Supervisor (Europe)	1	64	2410-64	Plug - Hole	1
55	92-5332	Decal - Supervisor (Japan)	1	65		Nut - Lock	1
56	87-8530	Decal - Dash	1	66	93-7252	Decal - CE (Europe)	1
56	93-9445	Decal - Dash (Europe)	1	67	94-3837	Cable - Clutch	1
56	92-6429	Decal - Dash (Japan)	1	68	94-5272	Decal - Warning	1
57	3217-29	Nut - Jam	3				
58	3253-19	Washer - Lock	3				
59	219-17	Bulb - Warning Light	4				

ELECTRICAL SCHEMATIC (Model 07205)



ELECTRICAL SCHEMATIC (Model 07205TC)





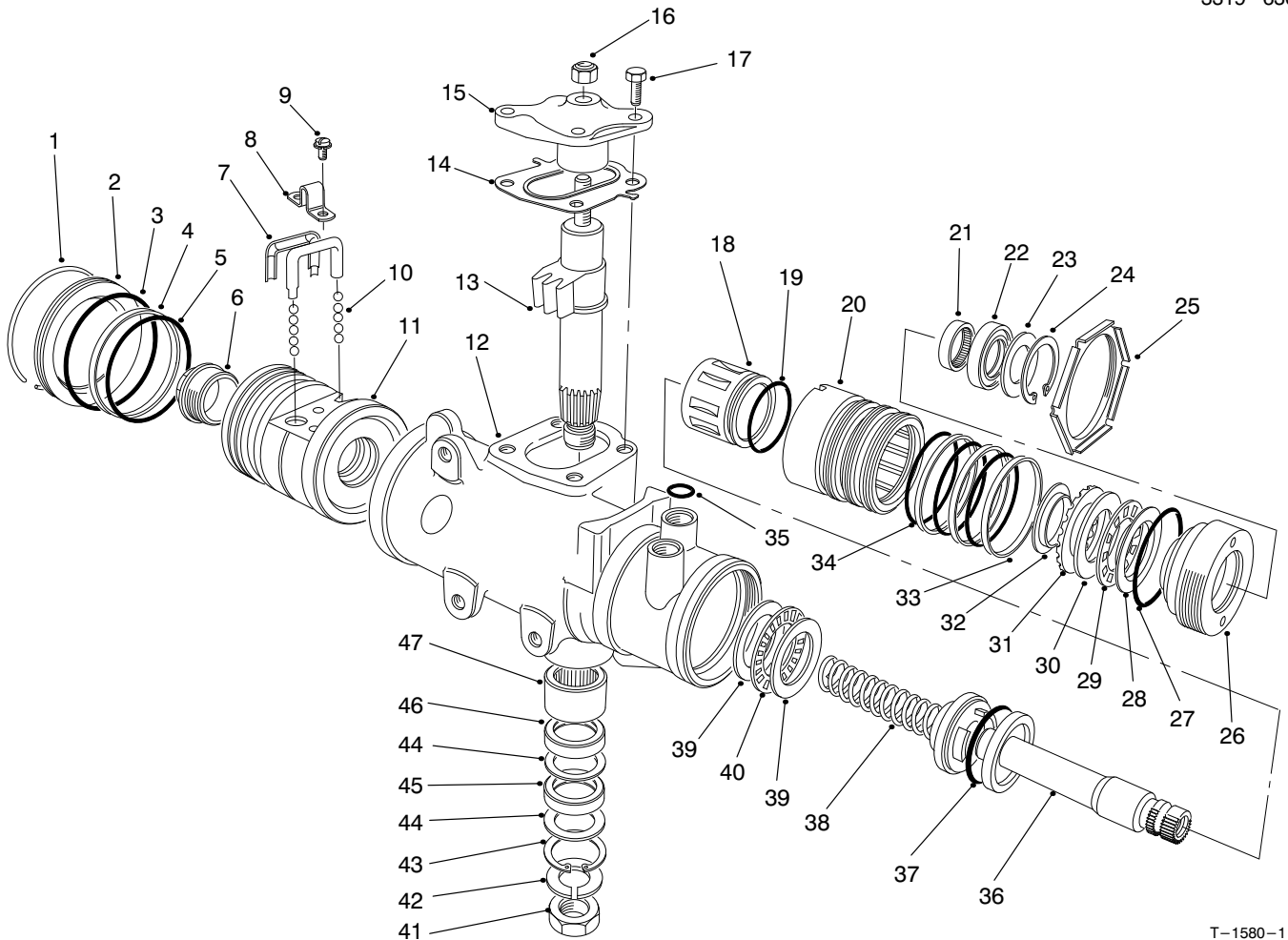
T-1584-1

STEERING LINKAGE ASSEMBLY

Ref. No.	Part No.	Description	No. Used
1	233-39	Knob	1
2	87-3460	Boot - Tilt Steering	1
3	87-4720	Plate - Steering Boot	1
4	21-9260	Spacer	1
5	3277-1	Nut - Hex.	1
6	48-8070	Washer - Flat	1
7	87-3820	Wheel - Steering	1
8	32144-116	Screw - Pan Head	8
9	87-3750	Cover - Steering Wheel	1
10	43-6550	Ring - Retaining	2
11	92-4153	Assembly - Steering Column (Incl. Ref. #10)	1
12	3290-455	Washer	1
13	3296-59	Nut - Lock	1
14	3253-4	Washer - Lock	4
15	48-7740	Screw - Cap Hex. Hd.	4
16	322-2	Screw - Cap Hex. Hd.	6
17	2412-105	Clamp - R	2
18	32144-10	Screw - Self Tapping	2
19	93-7145	Screw - Cap Hex. Hd.	3
20	87-1500	Steering Gear Assembly (Incl. Ref. #22 & 23)	1

Ref. No.	Part No.	Description	No. Used
21	87-0370	Arm - Pitman	1
22	39-7420	Washer - Lock	1
23	39-7440	Nut - Lock	1
24	92-4157	Boot - Steering Shaft	1
25	87-2280	Bearing	3
26	87-3250	Mount - Bearing	3
27	32128-20	Nut - Flange	6
28	92-4155	Slip Joint Assembly - Upper	1
29	92-4156	Slip Joint Assembly - Lower (Incl. Ref. #24 & 30)	1
30	302-5	Fitting - Grease	1
31	92-4154	Universal Joint Assembly	1
32	3296-42	Nut - Lock	2
33	321-3	Screw - Cap Hex. Hd.	2
34	87-3610	Bracket - Detent	1
35	65-5360	Spring - Extension	1
36	87-3130	Lever - Tilt Steering	1
37	87-7480	Washer - Flat	3
*	87-3100	Lower Shaft Assembly (Incl. Ref. #24 & 28-30)	1
*	87-3120	Steering Column & Shaft (Incl. Ref. #10, 11 & 31)	1

*Not Illustrated

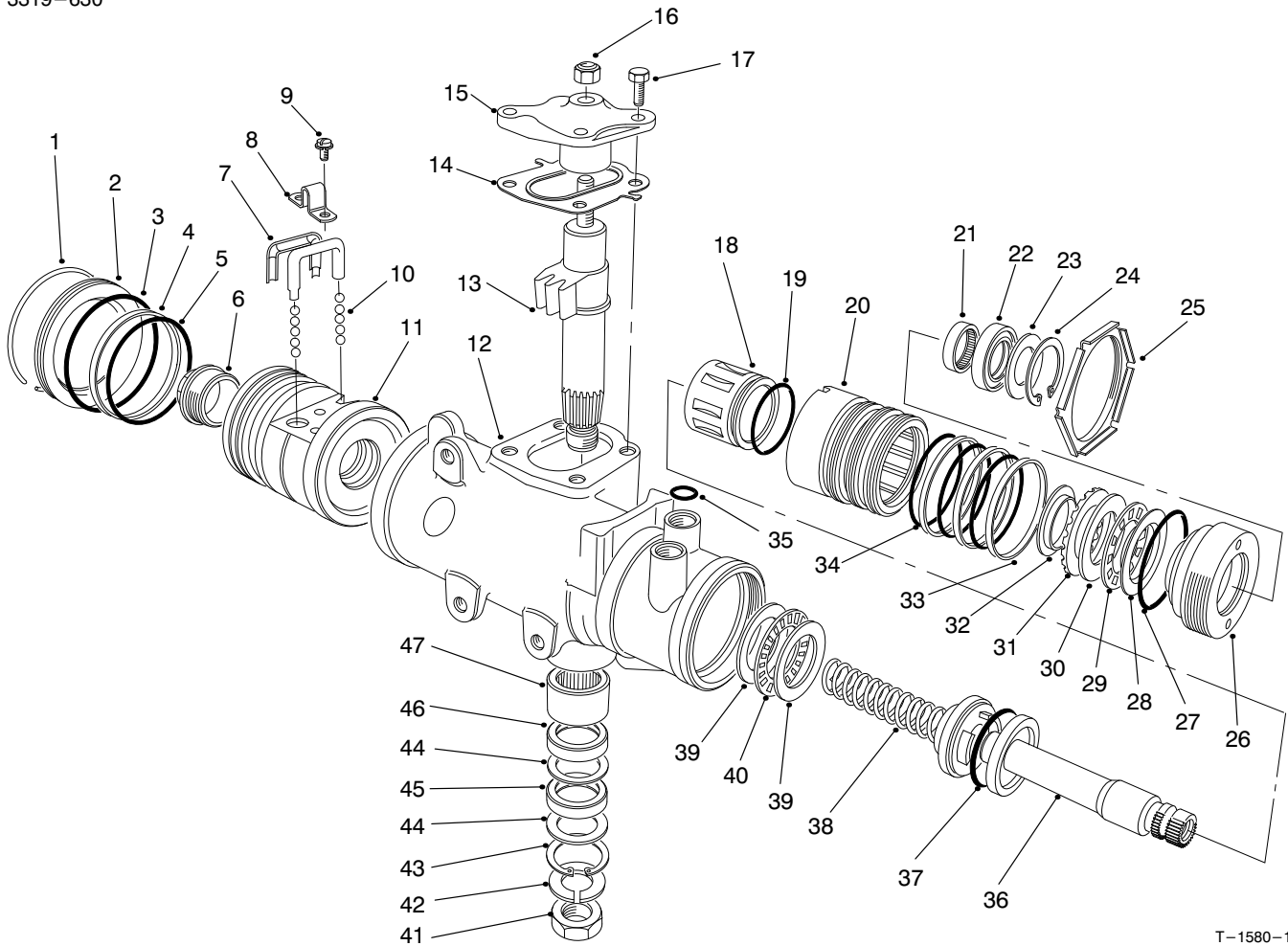


T-1580-1

STEERING GEAR ASSEMBLY NO. 87-1500

Ref. No.	Part No.	Description	No. Used	Ref. No.	Part No.	Description	No. Used
1		Ring - Retaining	1	26		Plug - Adjuster	1
2	92-4165	Plug - Housing End	1	27	28-8200	O-Ring	1
3		Seal - Housing End Plug	1	28		Race - Upper Bearing	1
4		Ring - Rack Piston	1	29		Bearing - Roller, Thrust	1
5		O-Ring, Rack Piston	1	30		Race - Thrust Bearing	1
6	18-4340	Plug - Rack Piston End	1	31		Spacer - Thrust Bearing	1
7	92-4168	Return - Guide Ball	2	32		Retainer - Bearing	1
8	18-4270	Clamp - Ball Return Guide	1	33		Ring - Valve Body	3
9	18-4260	Assy. - Screw/Lockwasher	2	34		O-Ring	3
10	18-5190	Ball - Chrome Alloy	11	35	39-7310	O-Ring	3
11		Nut - Rack Piston	1	36		Shaft - Stub	1
12		Housing - Steering Gear	1	37		O-Ring	1
13		Gear - Pitman Shaft	1	38		Worm - Steering	1
14	28-8280	Seal Kit - Side Cover (Incl. Ref. #17)	1	39		Race - Thrust Bearing	2
15		Cover - Housing Side	1	40		Bearing - Roller, Thrust	1
16	28-8220	Nut - Lash Adjuster	1	41	39-7440	Nut - Pitman Arm	1
17	28-8210	Bolt - Flange Hex. Hd.	4	42	39-7420	Washer - Lock	1
18		Spool Valve	1	43		Ring - Retaining	1
19		O-Ring, Spool Valve	1	44		Washer - Seal, Backup	2
20		Valve Body	1	45		Seal - Pitman Shaft	1
21	92-4169	Bearing - Needle	1	46		Seal - Pitman Shaft	1
22		Seal - Stub Shaft	1	47	92-4170	Bearing - Pitman Shaft	1
23		Seal - Stub Shaft Dust	1	*	92-4161	Assembly - Cover Service Housing Side (Incl. Ref. #14-17)	1
24		Ring - Retaining	1				
25	92-4159	Nut - Adjuster Plug Lock	1				

*Not Illustrated



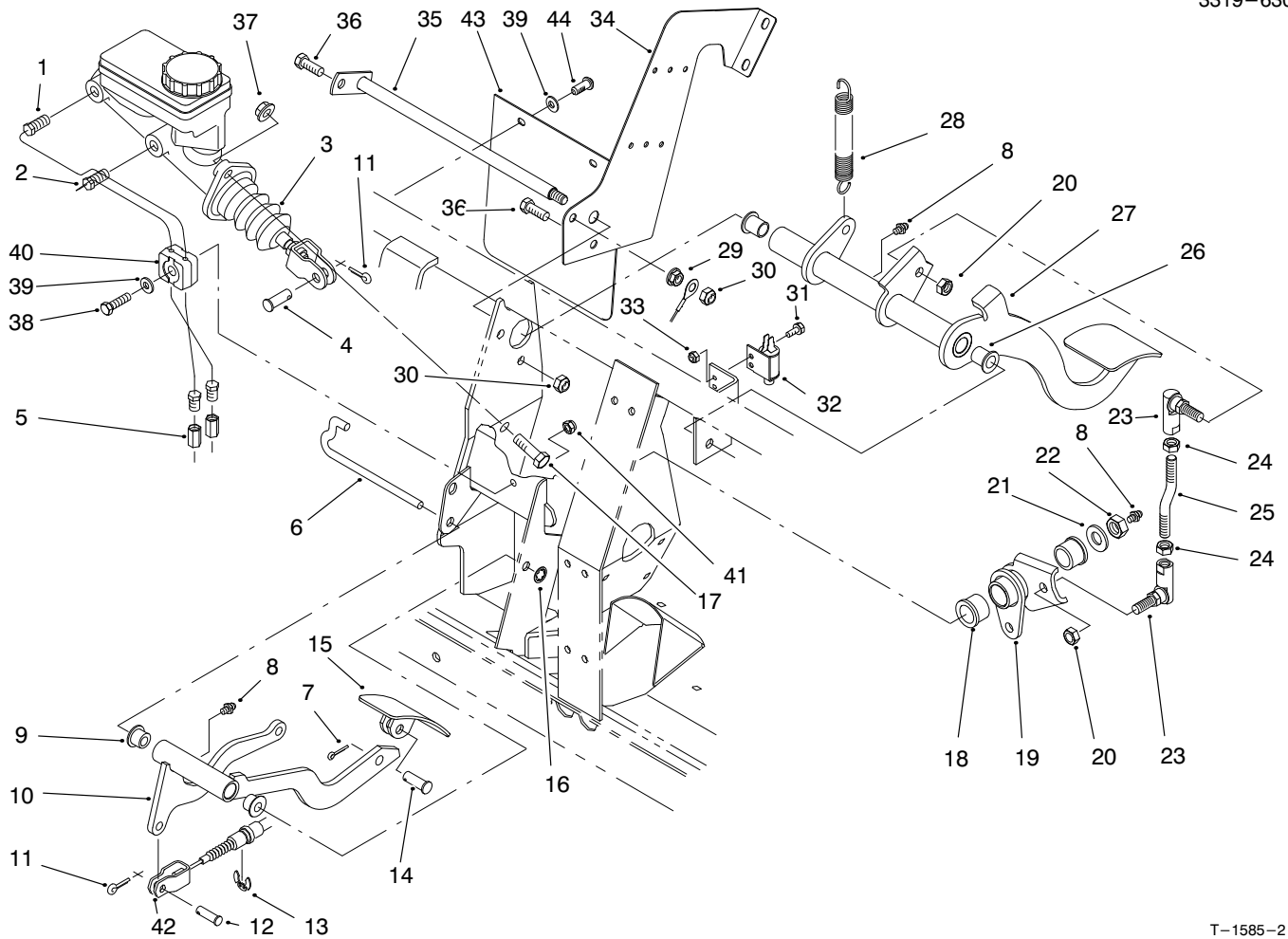
T-1580-1

STEERING GEAR ASSEMBLY NO. 87-1500 (Continued)

Ref. No.	Part No.	Description	No. Used
*	28-8270	Seal Service Kit - End Plug (Incl. Ref. #1 & 3)	1
*	28-8290	Seal Service Kit Rack/Piston (Incl. Ref. #4 & 5)	1
*	18-5180	Bearing Kit - Lower Thrust (Incl. Ref. #39-40)	1
*	18-5160	Seal Kit - Pitman Shaft (Incl. Ref. #43-46)	1
*	18-5170	Seal Kit - Valve Ring (Incl. Ref. #19, 33, 34 & 37)	1
*	92-4163	Assy. - Steering Housing (Incl. Ref. #12 & 43-47)	1
*	92-4167	Assembly - Plug Service (Incl. Ref. #22-24 & 27)	1

Ref. No.	Part No.	Description	No. Used
*	92-4162	Pitman Shaft - Gear Service (Incl. Ref. #13-15 & 17)	1
*	92-4158	Valve Assy. - Hyd. Gear (Incl. Ref. #18-20, 33, 34, 36 & 37)	1
*	92-4160	Bearing Service Kit - Upper (Incl. Ref. #28-32)	1
*	92-4166	Rack/Piston/Nut Assembly (Incl. Ref. #1-11 & 38)	1
*	92-4164	Plug Assy. - Service Adjust. (Incl. Ref. #21-24 & 26-32)	1
*	87-1500	Steering Gear (Complete)	1

*Not Illustrated

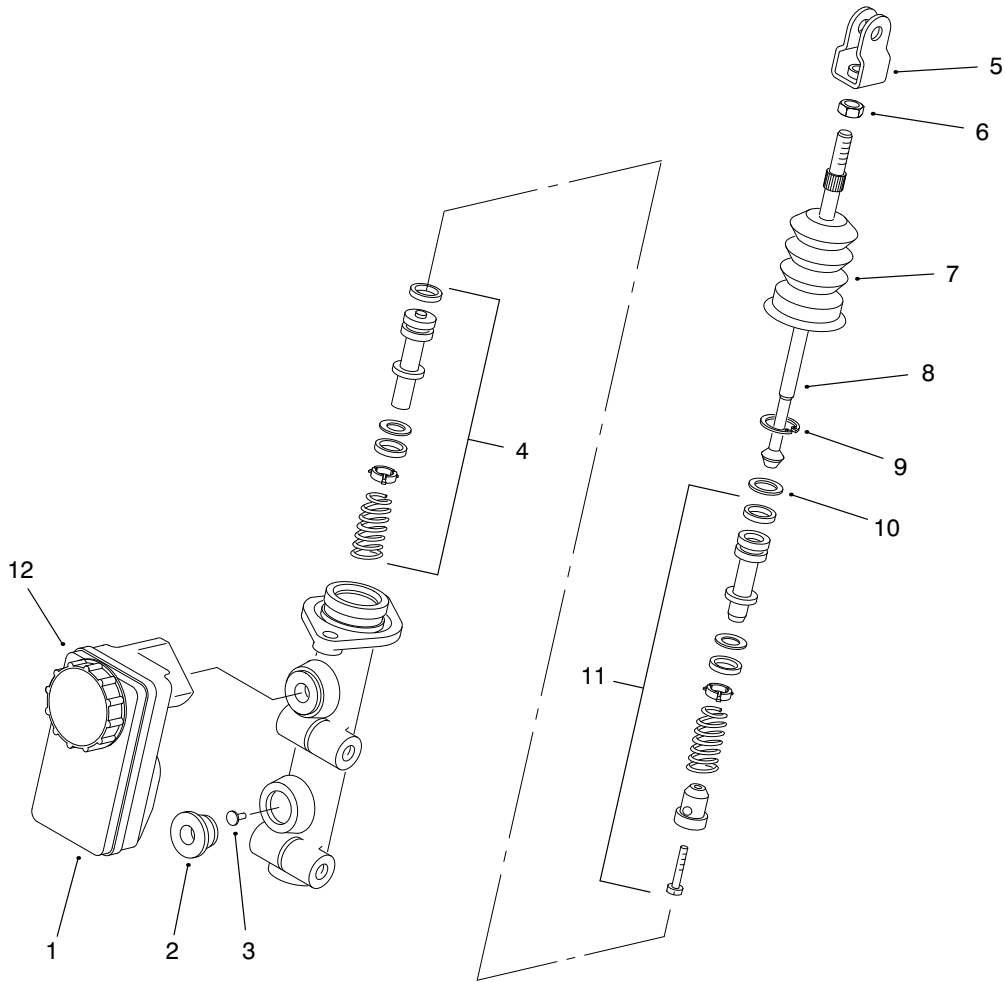


T-1585-2

BRAKE & ACCELERATOR PEDAL ASSEMBLY

Ref. No.	Part No.	Description	No. Used
1	94-3814	Tube - Hydraulic	1
2	94-3815	Tube - Hydraulic	1
3	94-3800	Master Cylinder Assembly	1
4	283-2	Pin - Clevis	1
5	87-3570	Union - Brake Line	2
6	87-2880	Shaft - Accelerator Pedal	1
7	3272-6	Pin - Cotter	1
8	302-5	Fitting - Grease	3
9	256-259	Bushing - Flange	2
10	93-8961	Arm - Accelerator Pedal	1
11	3272-10	Pin - Cotter	2
12	283-30	Pin - Clevis	1
13	32120-47	Ring - E	1
14	283-85	Pin - Clevis	1
15	93-8969	Pedal - Accelerator	1
16	32151-56	Ring - Retaining	1
17	323-7	Screw - Cap Hex. Hd.	2
18	256-247	Bushing - Flange	2
19	94-3823	Bell Crank	1
20	3296-6	Nut - Lock	2
21	3256-26	Washer - Flat	1
22	3296-23	Nut - Lock	1

Ref. No.	Part No.	Description	No. Used
23	68-3840	Ball Joint	2
24	3219-20	Nut - Hex. LH	2
25	94-3810	Rod - Link	1
26	256-155	Bushing - Flange	2
27	93-8965	Pedal - Brake	1
28	21-1830	Spring - Tension	1
29	32128-20	Nut - Flange Lock	1
30	3296-29	Nut - Lock	2
31	3290-321	Screw - Hex. Flange Hd.	2
32	55-7120	Switch - Brake Light	1
33	3296-2	Nut - Lock	2
34	94-3821	Plate - Center, Frame	1
35	87-2590	Shaft - Brake	1
36	322-5	Screw - Cap Hex. Hd.	2
37	3290-357	Nut - Flange	2
38	321-9	Screw - Cap Hex. Hd.	1
39	3256-22	Washer - Flat	3
40	87-7550	Clamp - Tube	2
41	3296-42	Nut - Lock	1
42	94-3836	Cable - Accelerator	1
43	94-5221	Flap - Cylinder, Master	1
44	87-6620	Screw - Torx, Pan Hd.	2

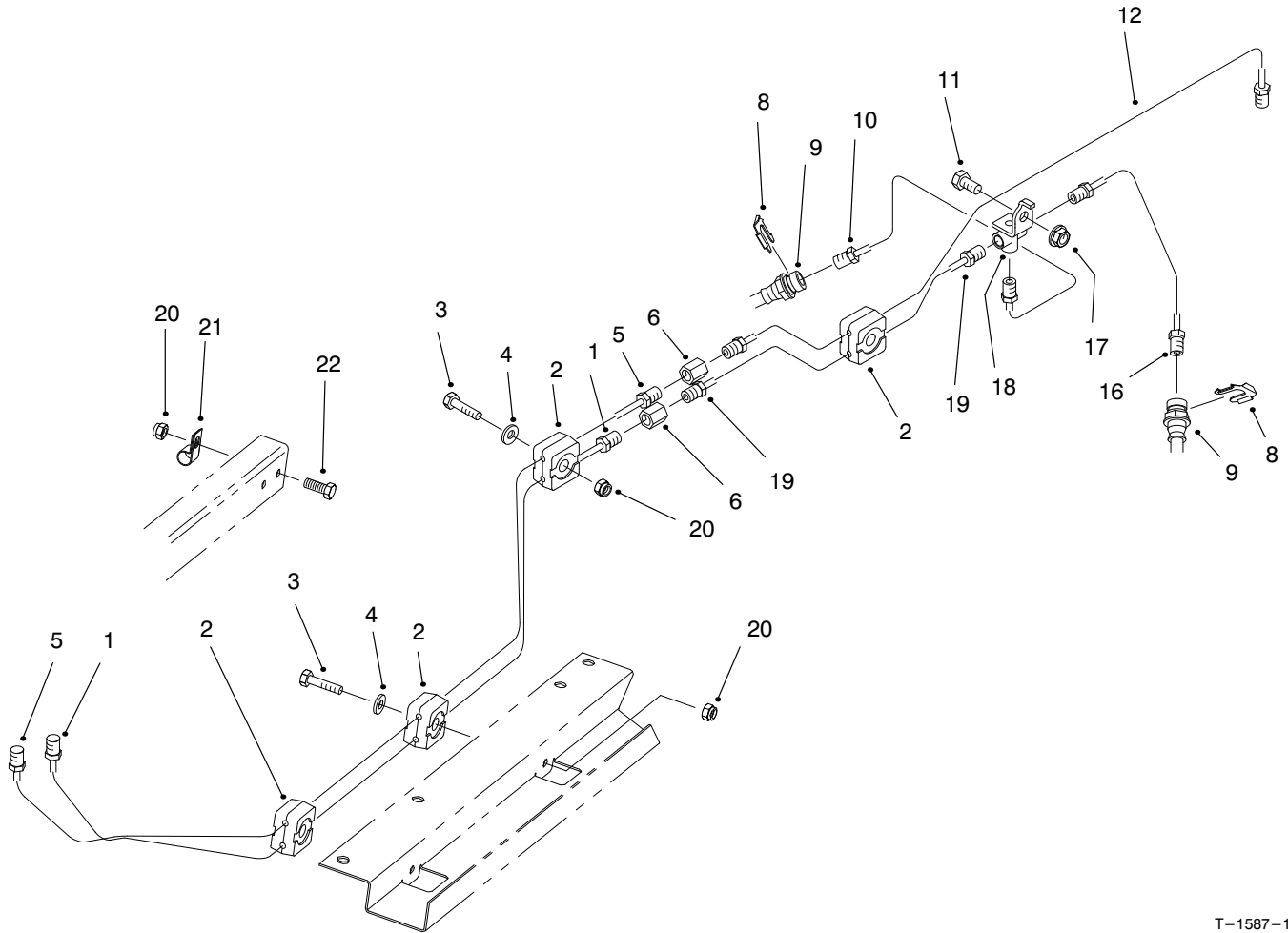


T-2339-1

MASTER BRAKE CYLINDER NO. 94-3800

Ref. No.	Part No.	Description	No. Used
1	87-3040	Reservoir - Master Cylinder (Incl. Ref. #12)	1
2	93-8971	Seal - Port, Flange	2
3	92-4103	Pin - Stop	1
4	92-4102	Secondary Piston Assembly	1
5	92-4110	Clevis	1
6	21-0360	Nut - Hex.	1

Ref. No.	Part No.	Description	No. Used
7	94-5209	Cover - Dust	1
8	94-5210	Rod - Push	1
9	92-4109	Circlip	1
10	92-4108	Washer - Retainer	1
11	92-4101	Primary Piston Assembly	1
12	92-4112	Cap Assembly	1



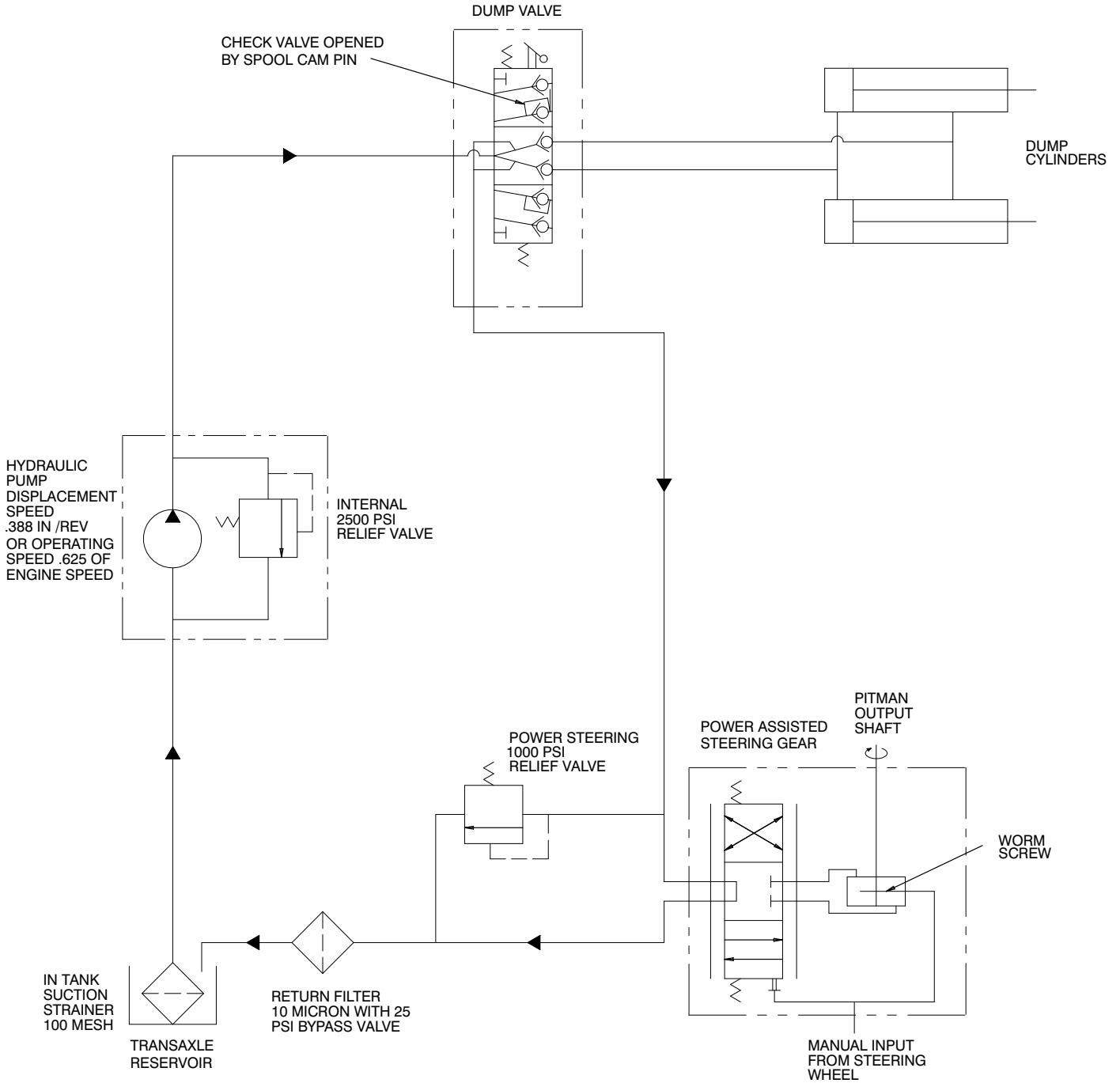
T-1587-1

HYDRAULIC BRAKE LINE ROUTING ASSEMBLY

Ref. No.	Part No.	Description	No. Used
1	94-3820	Tube - Brake Front	1
2	87-7660	Clamp - Brake Line	8
3	321-9	Screw - Cap Hex. Hd.	4
4	3256-22	Washer - Flat	4
5	94-3819	Tube - Brake Rear	1
6	87-3570	Fitting - Union	2
8	87-3580	Retainer - Brake Hose	2
9	93-7123	Hose - Brake Front	2
10	93-7081	Tube - Brake Front RH	1

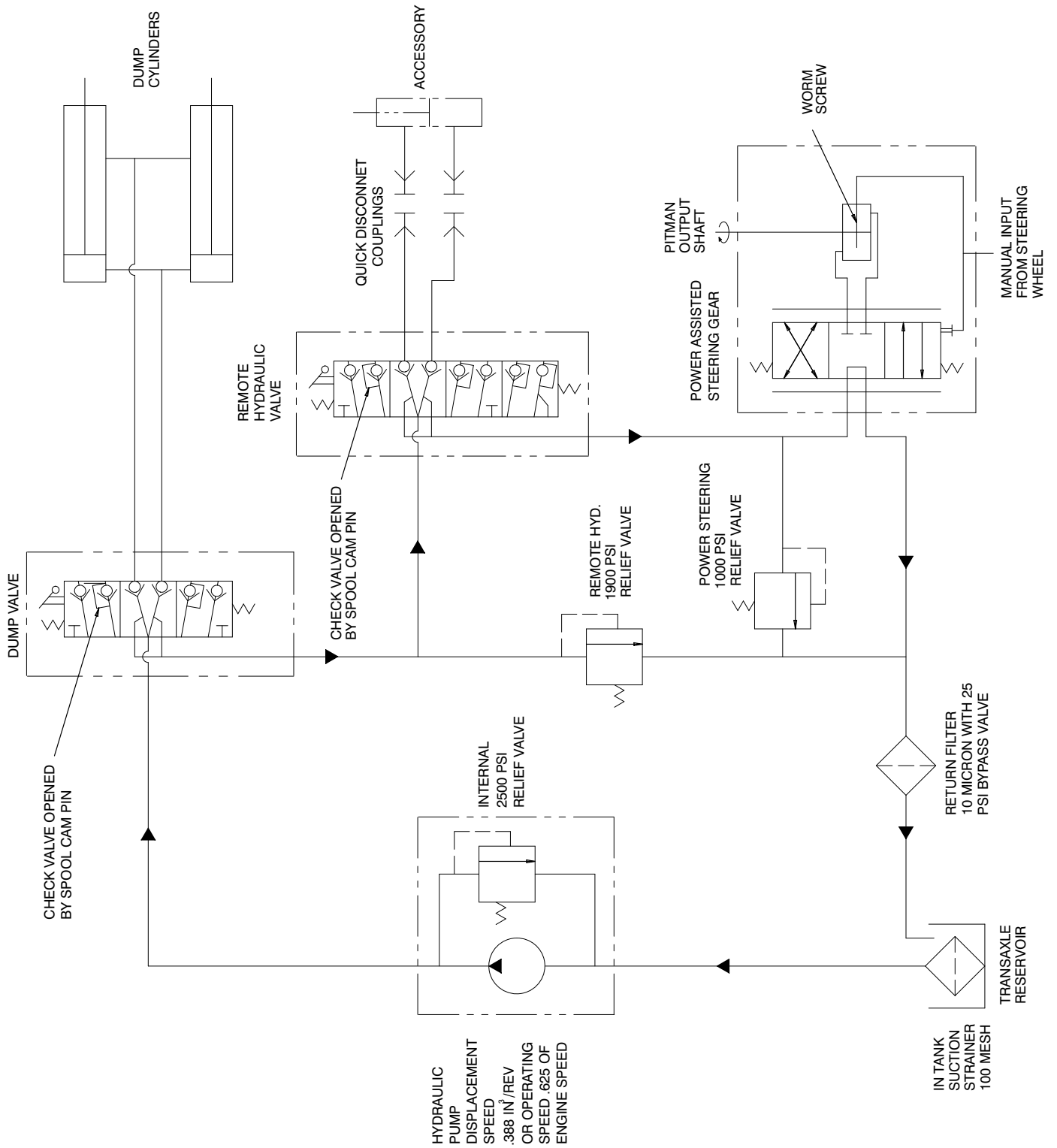
Ref. No.	Part No.	Description	No. Used
11	322-2	Screw - Cap Hex. Hd.	1
12	94-3842	Tube - Brake Rear	1
16	93-7082	Tube - Brake Front LH	1
17	32128-20	Nut - Flange	1
18	87-3560	Tee - Brake Line	1
19	93-7085	Tube - Brake Front	1
20	3296-42	Nut - Lock	5
21	2412-89	Clamp - R	1
22	321-4	Screw - Cap Hex. Hd.	1

HYDRAULIC SCHEMATIC

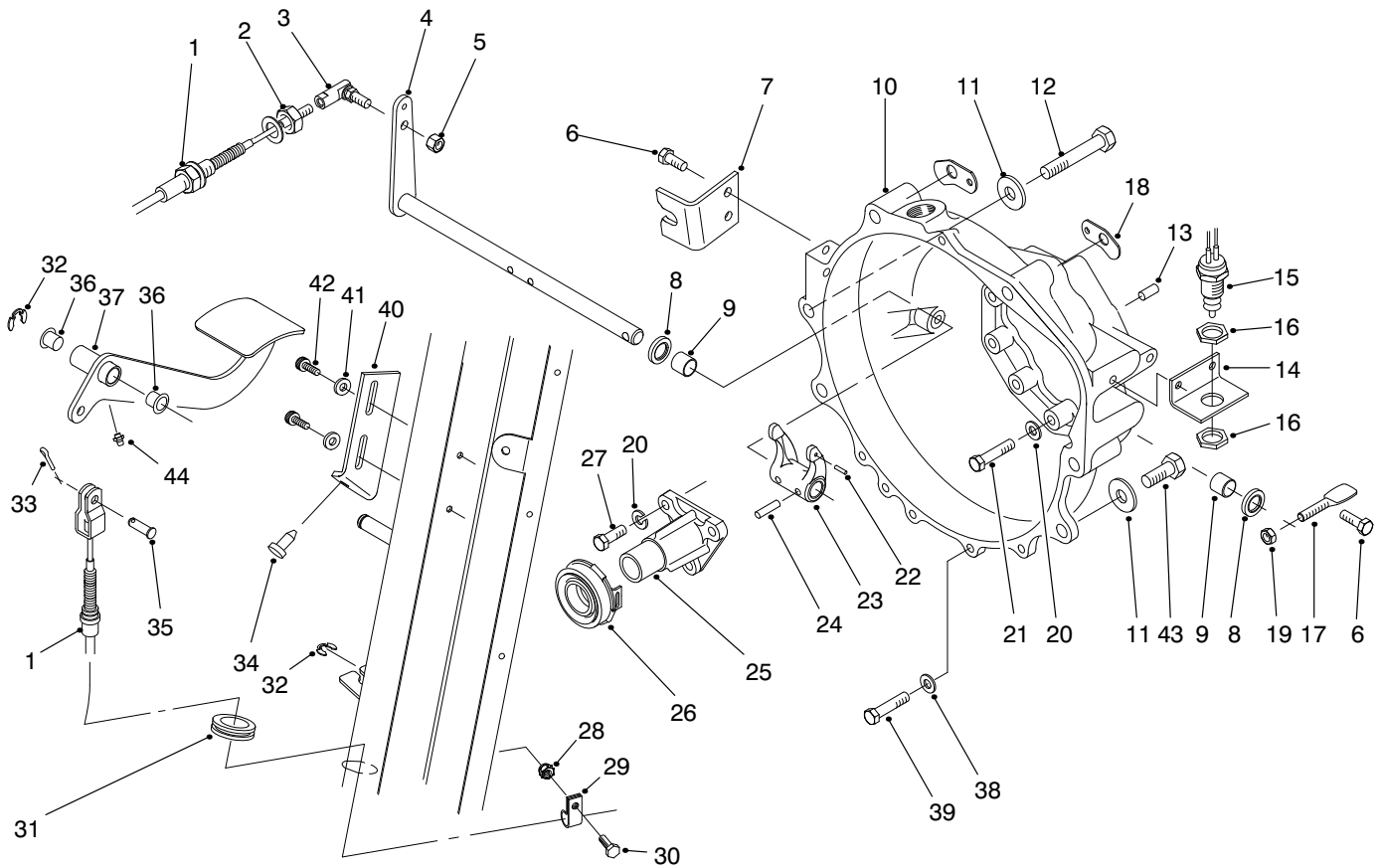


HYDRAULIC SCHEMATIC (Models 07205TC)

3319-630



T-2620

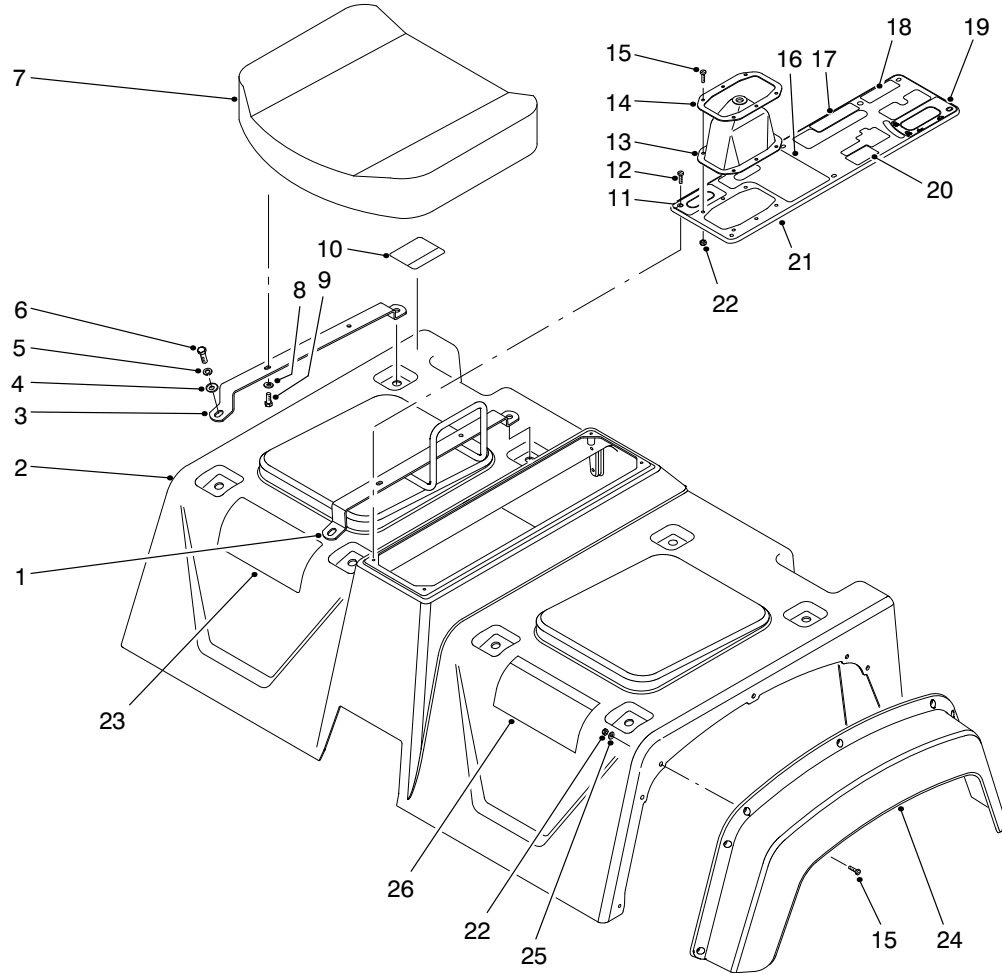


T-1658-1

CLUTCH LINKAGE ASSEMBLY

Ref. No.	Part No.	Description	No. Used
1	94-3837	Clutch Cable Assembly (Incl. Ref. #2)	1
2	3220-2	Nut - Jam	1
3	2411-33	Joint - Ball	1
4	87-5280	Shaft - Release	1
5	3296-4	Nut - Lock	1
6	66-3160	Screw - Cap Hex. Hd.	4
7	87-8471	Bracket - Clutch	1
8	87-1920	Seal - Shaft	2
9	87-3770	Bushing - Sleeve	2
10	93-7120	Housing - Bell	1
11	3256-26	Washer - Flat	4
12	3215-2	Screw - Cap Hex. Hd.	5
13	87-1910	Pin - Alignment	2
14	87-5350	Bracket - Switch	1
15	87-5490	Switch - Neutral	1
16	3218-20	Nut - Jam	2
17	87-5360	Lever	1
18	87-6410	Bracket - Harness	2
19	3296-29	Nut - Lock	1
20	42-9850	Washer - Lock	12
21	42-9530	Screw - Cap Hex. Hd.	9
22	32121-7	Pin - Roll	1

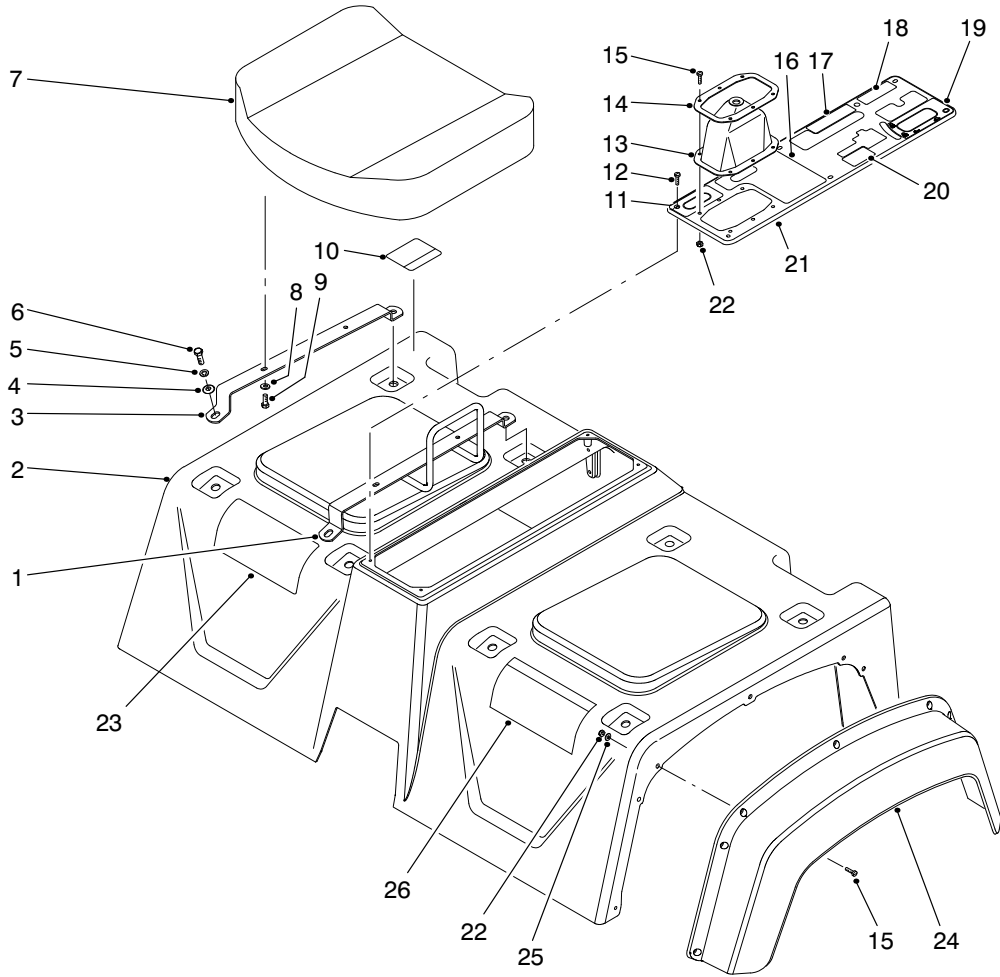
Ref. No.	Part No.	Description	No. Used
23	87-5300	Fork - Clutch	1
24	32121-24	Pin - Roll	2
25	87-5320	Guide - Release	1
26	87-2100	Bearing - Release	1
27	57-6380	Screw - Cap Hex. Hd.	3
28	32128-33	Nut - Flange Lock	1
29	2412-89	Clamp - R	1
30	321-4	Screw - Cap Hex. Hd.	1
31	240-5	Grommet	1
32	32120-47	Ring - E	2
33	3272-10	Pin - Cotter	1
34	87-8460	Bumper	1
35	283-30	Pin - Clevis	1
36	256-156	Bushing - Flange	2
37	93-8958	Pedal - Clutch	1
38	3256-23	Washer - Lock	4
39	66-3160	Screw - Cap Hex. Hd.	4
40	87-8710	Tab - Clutch	1
41	3256-22	Washer - Flat	2
42	87-6620	Screw - Torx Hd.	2
43	42-9250	Screw - Cap Hex. Hd.	1
44	302-5	Fitting - Grease	1



T-1589

SEAT BASE ASSEMBLY

Ref. No.	Part No.	Description	No. Used	Ref. No.	Part No.	Description	No. Used
1	87-6890	Hold - Hand	1	18	92-2609	Decal - Remote Hyd.	1
2	87-7070	Skirt Assembly (Incl. Ref. #10 & 26)	1	18	93-9866	Decal - Remote Hyd. (Europe)	1
3	87-3800	Bracket - Seat Bottom	3	18	92-5346	Decal - Remote Hyd. (Japan)	1
4	3256-23	Washer - Flat	8	19	87-6010	Decal - Dump Hyd.	1
5	3253-4	Washer - Lock	8	19	93-9444	Decal - Dump Hyd. (Europe)	1
6	322-5	Screw - Cap Hex. Hd.	8	19	92-5353	Decal - Dump Hyd. (Japan)	1
7	87-5060	Cushion - Seat Bottom	2	20	87-6020	Decal - Brake	1
8	3256-22	Washer - Flat	8	20	93-9443	Decal - Brake (Europe)	1
9	321-4	Screw - Cap Hex. Hd.	8	20	92-5304	Decal - Brake (Japan)	1
10	87-5930	Decal - Caution	1	21	87-8080	Console Plate Assembly (Incl. Ref. #11 & 16-20)	1
10	93-9448	Decal - Caution (Europe)	1	22	3296-2	Nut - Lock	20
10	92-5325	Decal - Caution (Japan)	1	23	87-9070	Decal - Quick Ref.	1
11	87-5960	Decal - Axle	1	23	92-5497	Decal - Quick Ref. (DU)	1
11	93-9857	Decal - Axle (Europe)	1	23	92-5498	Decal - Quick Ref. (FR)	1
11	92-5318	Decal - Axle (Japan)	1	23	92-5499	Decal - Quick Ref. (GR)	1
12	32144-52	Screw - Hex. Hd.	6	23	92-6400	Decal - Quick Ref. (IT)	1
13	87-8620	Boot - Shift	1	23	92-6402	Decal - Quick Ref. (SP)	1
14	87-3760	Plate - Shift Boot	1	23	92-6403	Decal - Quick Ref. (SW)	1
15	3250-13	Screw - Hex. Hd.	20	23	93-9431	Decal - Quick Ref. (DN)	1
16	87-5970	Decal - PTO	1	23	93-9432	Decal - Quick Ref. (FN)	1
16	93-9861	Decal - PTO (Europe)	1	23	93-9433	Decal - Quick Ref. (NO)	1
16	92-5360	Decal - PTO (Japan)	1	23	93-9434	Decal - Quick Ref. (PO)	1
17	87-6000	Decal - Differential	1				
17	93-9430	Decal - Differential (Europe)	1				
17	92-5311	Decal - Differential (Japan)	1				

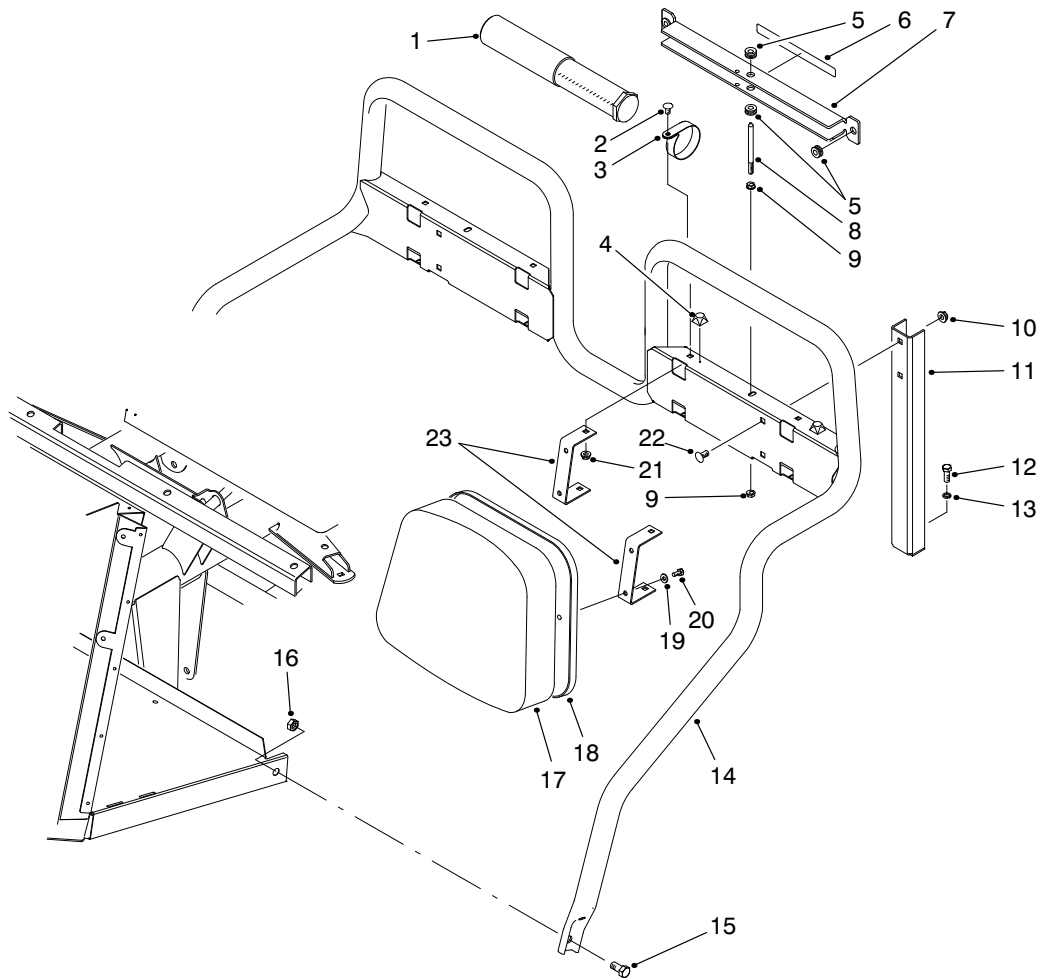


T-1589

SEAT BASE ASSEMBLY (Continued)

Ref. No.	Part No.	Description	No. Used
23	92-6401	Decal - Quick Ref. (Japan)	1
24	87-9480	Fender - Front	2
25	3256-61	Washer - Flat	14

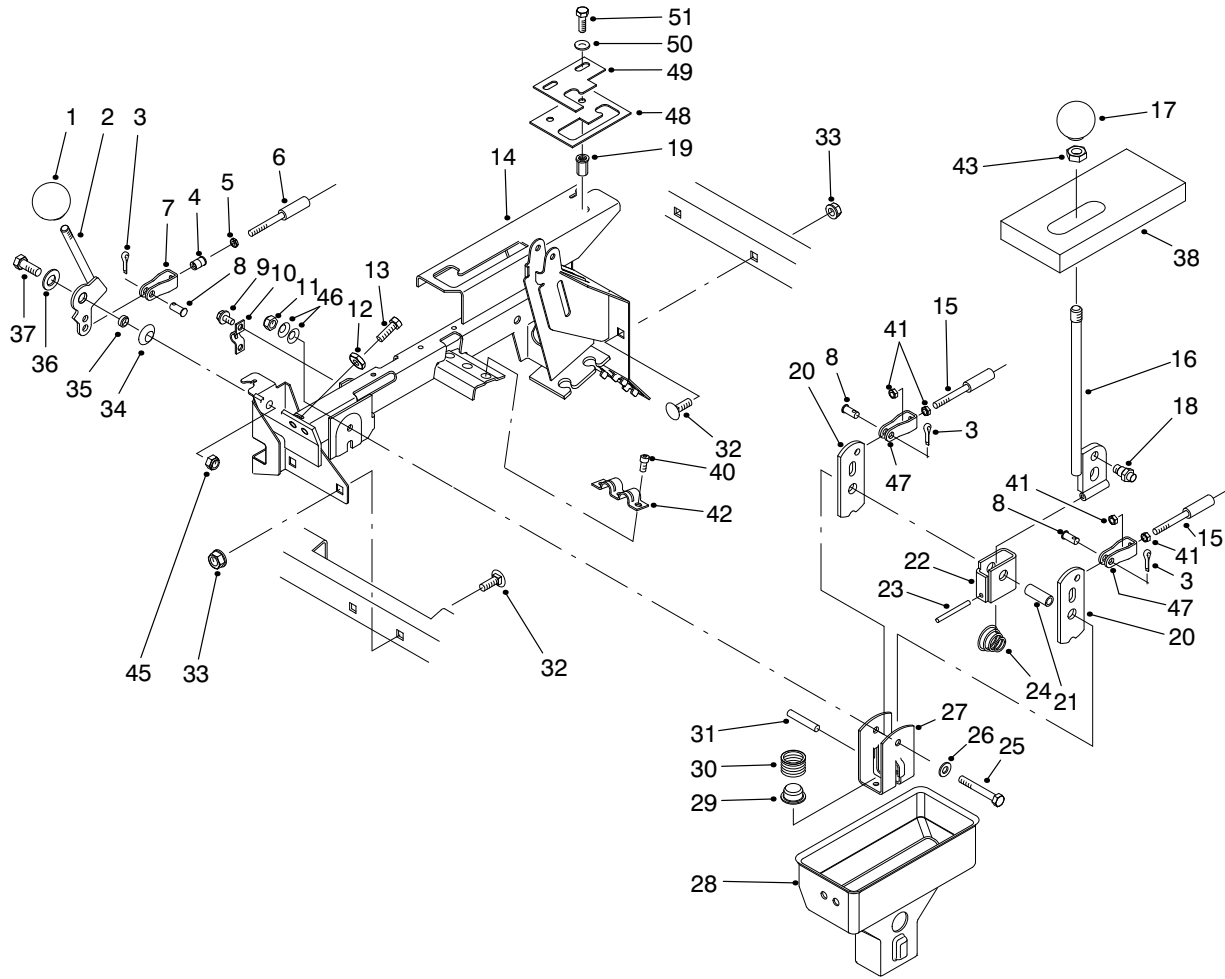
Ref. No.	Part No.	Description	No. Used
26	87-5920	Decal - Danger	1
26	93-9860	Decal - Danger (Europe)	1
26	92-6408	Decal - Danger (Japan)	1



T-1779-1

SEAT BACK ASSEMBLY

Ref. No.	Part No.	Description	No. Used	Ref. No.	Part No.	Description	No. Used
1	74-0720	Tube - Manual	1	11	87-2510	Bracket - Seat Frame	2
2	3230-18	Bolt - Carriage	8	12	323-6	Screw - Cap Hex. Hd.	2
3	2412-133	Clamp - R	2	13	3253-21	Washer - Lock	2
4	111071	Bumper	2	14	87-6170	Frame - Seat	1
5	92-5972	Grommet	4	15	325-4	Screw - Cap Hex. Hd.	2
6	87-7930	Decal - Danger	1	16	3296-23	Nut - Lock	2
6	93-9852	Decal - Danger (Europe)	1	17	87-6290	Cushion - Seat Back	2
6	92-6415	Decal - Danger (Japan)	1	18	87-6280	Plate - Seat Back	2
7	87-7950	Bed Support Assembly (Incl. Ref. #5 & 6)	1	19	3256-22	Washer - Flat	8
8	87-7940	Stud	1	20	321-4	Screw - Cap Hex. Hd.	8
9	32128-44	Nut - Flange Lock	2	21	32128-20	Nut - Flange Lock	8
10	3290-357	Nut - Flange Lock	4	22	3231-21	Bolt - Carriage	4
				23	87-6240	Bracket - Seat Back	4

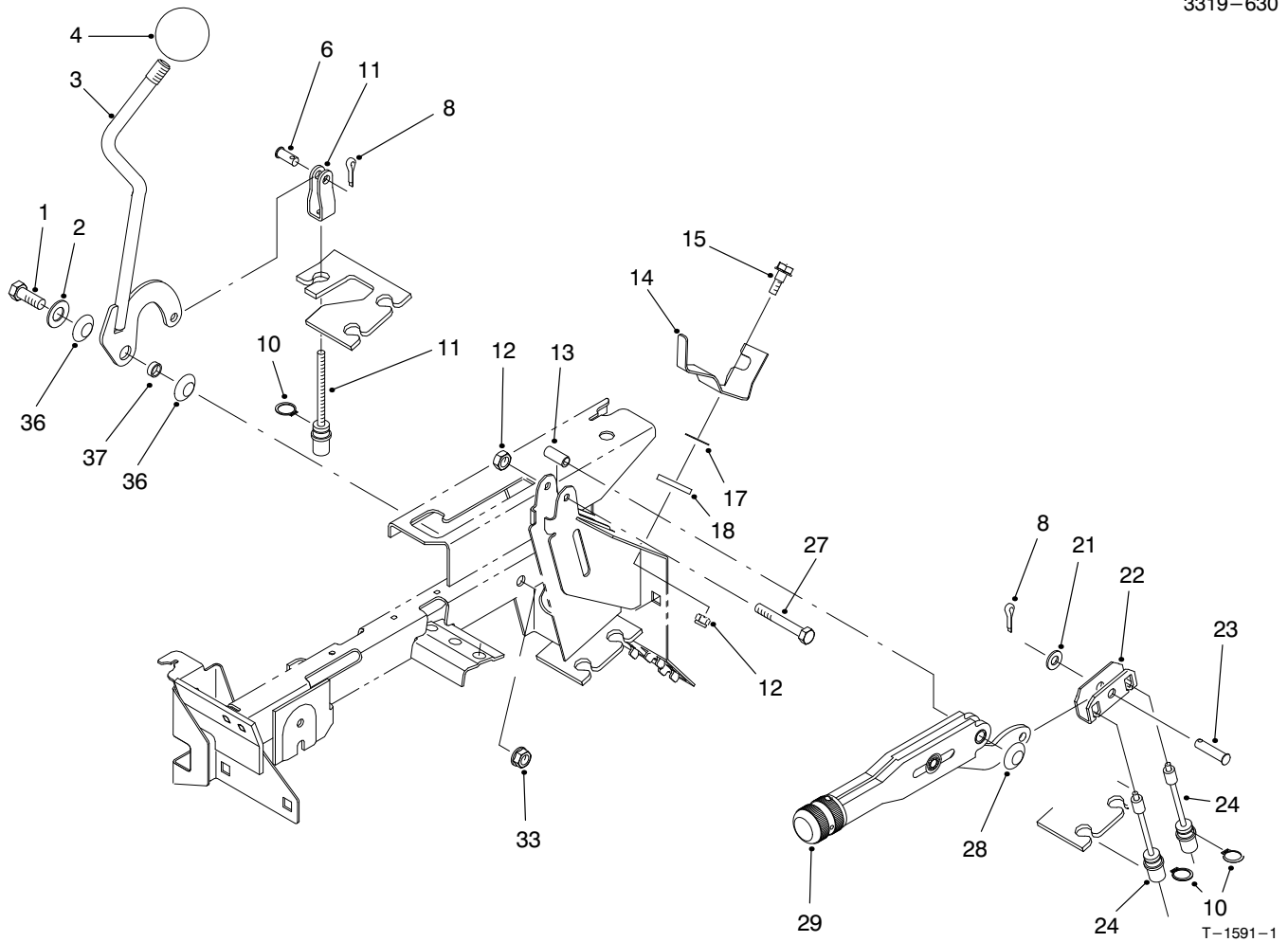


T-2629

HI-LO & SHIFT LEVER ASSEMBLIES

Ref. No.	Part No.	Description	No. Used
1	233-37	Knob	1
2	87-4350	Lever - Hi-Lo	1
3	3272-6	Pin - Cotter	3
4	32148-15	Insert - Threaded	1
5	3219-14	Nut	1
6	87-4420	Hi-Lo Cable Assembly (Incl. Ref. #5)	1
7	87-7160	Assembly - Clevis, Cable (Incl. Ref. #4)	1
8	283-62	Pin - Clevis	3
9	32144-4	Screw - Hex. Washer Hd.	2
10	87-4340	Clamp - Cable	1
11	3296-58	Nut - Lock	1
12	3220-3	Nut - Jam	2
13	3211-8	Screw - Cap Hex. Hd.	2
14	94-5202	Lever Support Assembly (Incl. Ref. #19)	1
15	87-4260	Cable Assembly (Incl. Ref. #41)	2
16	87-2040	Lever - Shift	1
17	87-6720	Knob	1
18	87-3650	Pin - Shift	1
19	32148-7	Nut - Clinch	2
20	87-3540	Link - Shift	2
21	87-2520	Tube - Pivot	1
22	87-6040	Bracket - Shifter	1
23	32121-48	Pin - Roll	1
24	87-2900	Spring - Compression	1

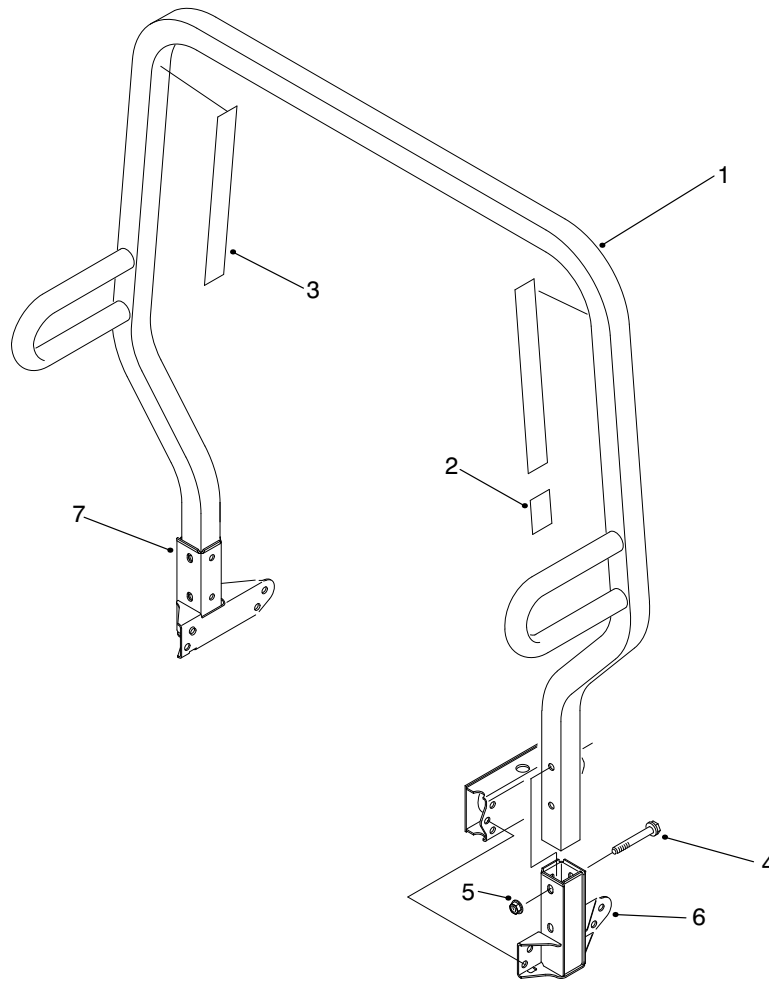
Ref. No.	Part No.	Description	No. Used
25	322-12	Screw - Cap Hex. Hd.	1
26	87-8640	Washer - Flat	1
27	87-3520	Clevis	1
28	87-2260	Boot - Shift Lower	1
29	87-3530	Button - Shifter	1
30	87-3660	Spring - Compression	1
31	3290-507	Pin - Dowel	1
32	3231-21	Bolt - Carriage	4
33	3290-357	Nut - Flange Lock	4
34	3290-221	Washer - Spring	1
35	76-9100	Spacer - Hi-Lo Lever	1
36	49-9150	Washer - Flat	1
37	323-6	Screw - Cap Hex. Hd.	1
38	87-6570	Foam - Seal	1
40	65-5220	Screw - Hex. Socket Hd.	3
41	3220-1	Nut - Jam	4
42	87-4960	Clamp - Cable	1
43	3218-18	Nut - Jam	1
45	3296-39	Nut - Lock	1
46	3290-456	Washer - Belleville	2
47	87-2310	Clevis - Cable	2
48	87-4670	Plate - Detent Lower (Model 07205TC)	1
49	87-4680	Plate - Detent Upper (Model 07205TC)	1
50	3256-23	Washer - Flat	2
51	322-5	Screw - Cap Hex. Hd.	2



DIFFERENTIAL LOCK & PARKING BRAKE ASSEMBLIES

Ref. No.	Part No.	Description	No. Used
1	323-6	Screw - Cap Hex. Hd.	1
2	49-9150	Washer - Flat	1
3	87-5030	Lever - Differential Lock	1
4	233-48	Knob	1
6	283-62	Pin - Clevis	1
8	3272-6	Pin - Cotter	2
10	32120-47	Ring - Retaining	3
11	87-4460	Differential Lock Cable	1
12	3296-42	Nut - Lock	2
13	87-4710	Spacer - Barking Brake	1
14	87-6640	Lever - Dump Stop	1
15	42-3560	Screw - Shoulder	1

Ref. No.	Part No.	Description	No. Used
17	3290-478	Washer - Belleville	1
18	71-5320	Washer - Flat	1
21	3256-23	Washer - Flat	1
22	87-3480	Plate - Brake Equalizer	1
23	94-3829	Pin - Clevis	1
24	87-8240	Cable - Parking Brake	2
27	321-9	Screw - Cap Hex. Hd.	1
28	3290-477	Washer - Curved	1
29	87-2710	Lever - Parking Brake	1
33	3296-39	Nut - Lock	1
36	3290-221	Washer - Spring	2
37	76-2290	Spacer	1

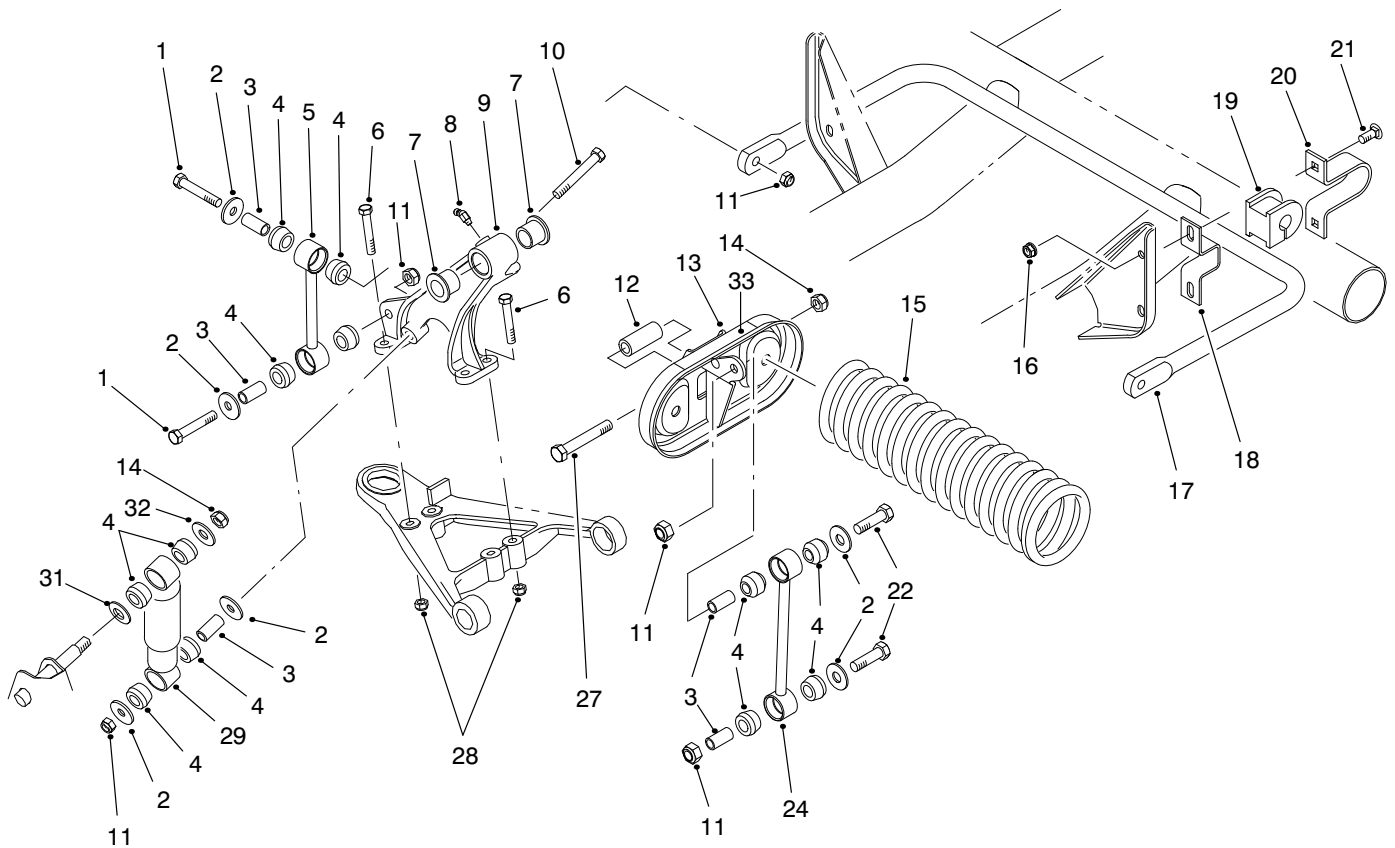


T-1592-1

ROLL OVER PROTECTION SYSTEM (R.O.P.S.) ASSEMBLY

Ref. No.	Part No.	Description	No. Used
1	87-7090	Assembly - Frame, R.O.P.S. (Incl. Ref. #2 & 3)	1
2	87-5940	Decal - Rollover	1
2	93-9850	Decal - Rollover (Europe)	1
2	92-5388	Decal - Rollover (Japan)	1

Ref. No.	Part No.	Description	No. Used
3	87-5980	Decal - ROPS	2
3	93-9859	Decal - ROPS (Europe)	2
3	92-5381	Decal - ROPS (Japan)	2
4	3234-40	Screw - Hex. Flange Hd.	4
5	32128-23	Nut - Flange Lock	4
6	87-6950	Receiver - LH	1
7	87-6960	Receiver - RH	1

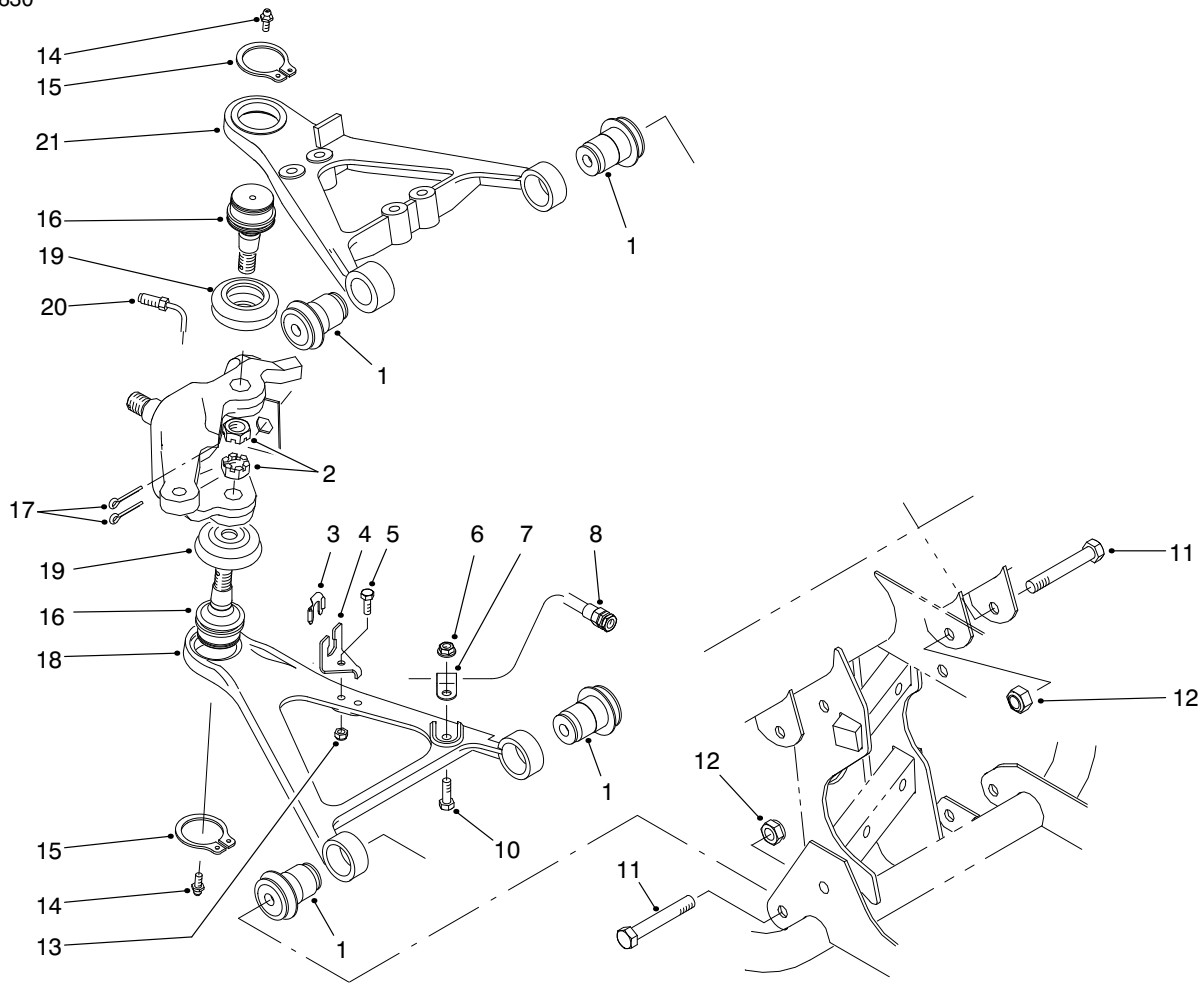


T-1593-1

FRONT SUSPENSION ASSEMBLY

Ref. No.	Part No.	Description	No. Used	Ref. No.	Part No.	Description	No. Used
1	324-10	Screw - Cap Hex. Hd.	4	16	3290-357	Nut - Flange Lock	4
2	87-5330	Washer	12	17	87-3850	Bar - Anti-Sway	1
3	87-3600	Spacer	10	18	87-3890	Bracket - Anti-Sway Bar	2
4	87-3920	Bushing - Rubber	24	19	87-3910	Bushing - Anti-Sway Bar	2
5	87-3860	Link - Anti-Sway Bar	2	20	87-4010	Clamp - Anti-Sway Bar	2
6	323-12	Screw - Cap Hex. Hd.	8	21	3231-3	Bolt - Carriage	4
7	33-3090	Bushing - Flange	4	22	324-9	Screw - Cap Hex. Hd.	4
8	302-11	Fitting - Grease	1	24	87-2480	Link - Stabilizer	2
9	87-0150	Tower - Control Arm RH	1	27	325-13	Screw - Cap Hex. Hd.	4
*	87-0160	Tower - Control Arm LH	1	28	3296-39	Nut - Lock	8
10	324-13	Screw - Cap Hex. Hd.	2	29	87-3110	Absorber - Shock	2
11	3296-48	Nut - Lock	10	31	3256-27	Washer - Flat	2
12	87-2500	Sleeve - Spring Pivot	2	32	3256-6	Washer - Flat	2
13	87-7150	Assembly - Cradle, Spring (Incl. Ref. #33)	2	33	44-0760	Decal - Warning	2
14	3296-23	Nut - Lock	4	33	93-9879	Decal - Warning (Europe)	2
15	87-0690	Spring - Compression	2	33	92-6493	Decal - Warning (Japan)	2

*Not Illustrated



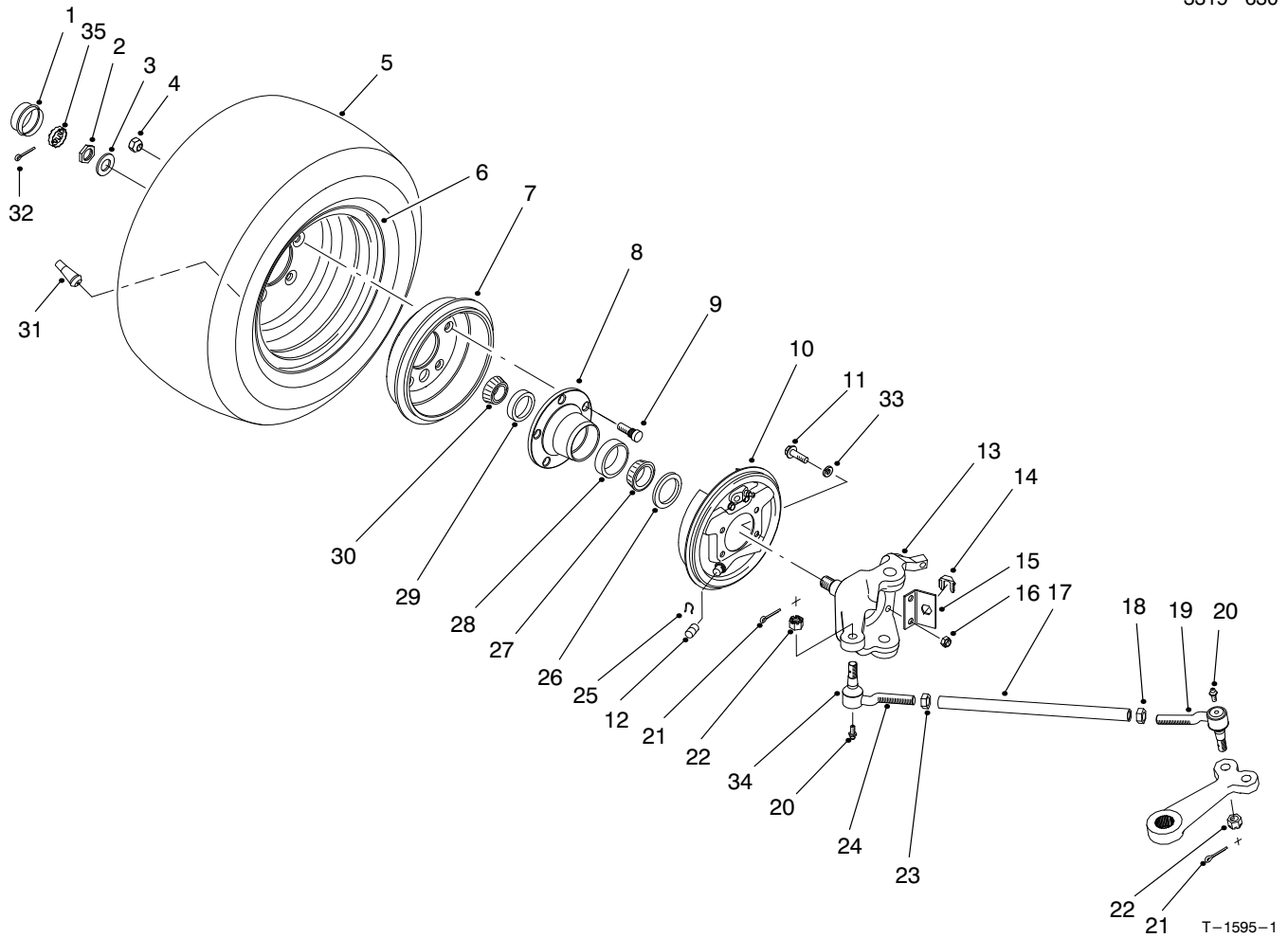
T-1594-1

FRONT SUSPENSION CONTROL ARM ASSEMBLY

Ref. No.	Part No.	Description	No. Used
1	87-1450	Bushing - Rubber	8
2	32136-2	Nut - Slotted	2
3	87-3580	Retainer - Brake Hose	2
4	87-2870	Bracket - Brake Hose	2
5	321-6	Screw - Cap Hex. Hd.	2
6	32128-20	Nut - Flange Lock	2
7	2412-10	Clamp - R	2
8	93-7123	Hose - Brake Front	2
10	322-5	Screw - Cap Hex. Hd.	2
11	325-13	Screw - Cap Hex. Hd	8
12	3296-23	Nut - Flange Lock	8
13	3296-42	Nut - Lock	2

Ref. No.	Part No.	Description	No. Used
14	302-5	Fitting - Grease	4
15	32151-104	Ring - Snap	4
16	87-1430	Joint - Ball	4
17	3272-12	Pin - Cotter	4
18	87-0210	Arm - Control Lower RH	1
*	87-0220	Arm - Control Lower LH	1
19	87-2420	Boot	4
20	87-2800	Tube - Brake RH	1
*	87-2790	Tube - Brake LH	1
21	93-7135	Arm - Control Upper RH	1
*	93-7133	Arm - Control Upper LH	1

*Not Illustrated

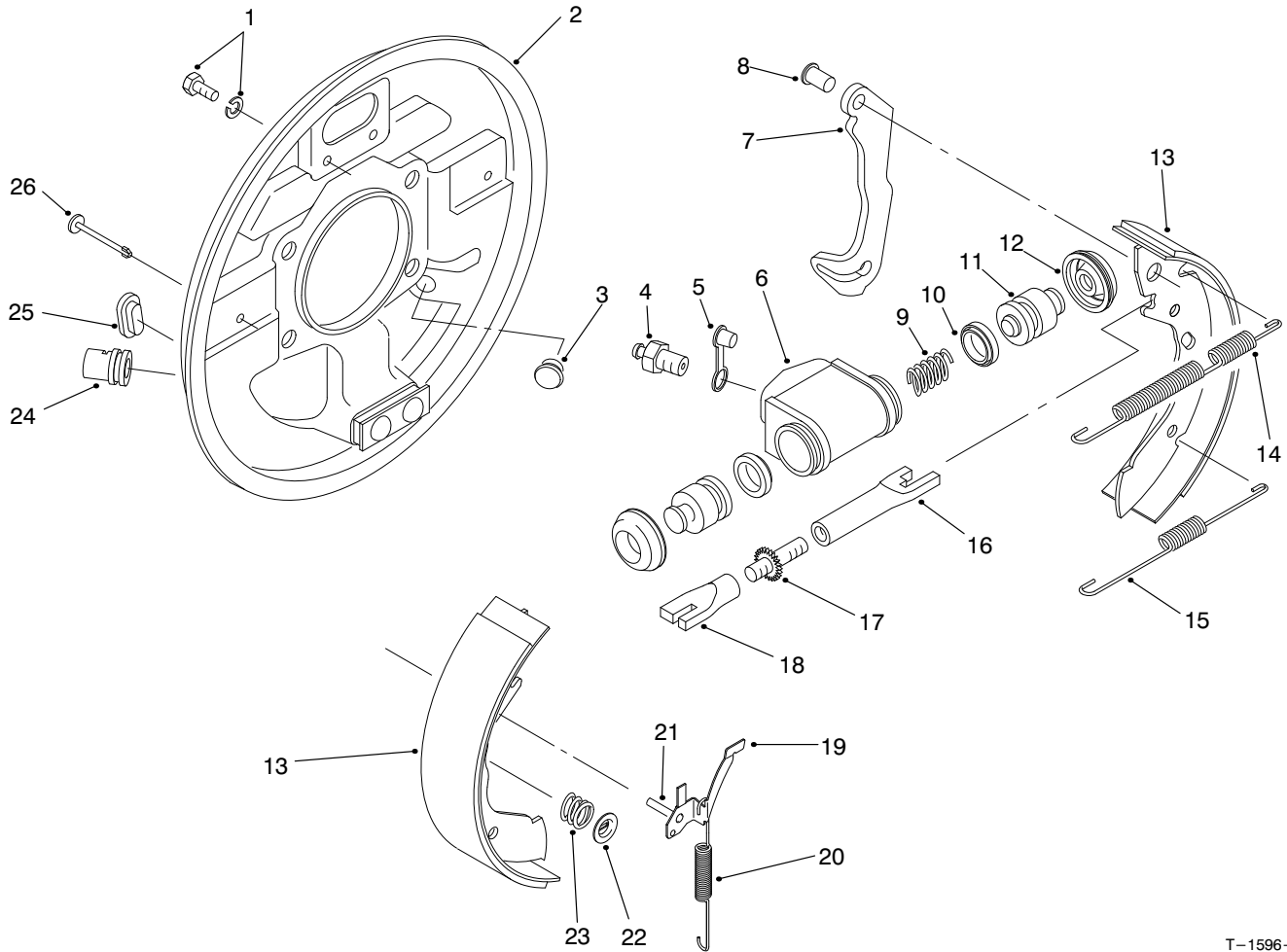


FRONT WHEEL ASSEMBLY

Ref. No.	Part No.	Description	No. Used
1	241-119	Cap Dust	2
2	3220-7	Nut - Jam	2
3	93-0309	Washer - Tab	2
4	23-7270	Nut - Lug	10
5	94-5261	Tire	2
*	94-3809	Tire - Hard Surface (Optional)	2
6	87-5720	Rim	2
7	87-0270	Drum - Brake	2
8	87-5560	Hub - Wheel	2
9	87-8730	Stud - Drive	10
10	87-3010	Brake Assembly - RH	1
*	87-3020	Brake Assembly - LH	1
11	323-8	Screw - Hex. Flange Hd.	8
12	87-3450	Plug	2
13	87-9430	Spindle - RH	1
*	87-9440	Spindle - LH	1
14	87-3580	Retainer	2
15	87-2820	Bracket - Hose	2
16	3296-39	Nut - Lock	8
17	87-2410	Rod - Tie	2
18	3218-21	Nut - Jam	2
19	87-1470	Rod End Assy. - LH Thread (Incl. Ref. # 20-22 & 34)	2

Ref. No.	Part No.	Description	No. Used
*19	94-3804	Rod End Assy. LH Thread (Incl. Ref. #21, 22 & 34) Heavy Duty (Optional)	2
20	302-5	Fitting - Grease	4
21	3272-12	Pin - Cotter	4
22	32136-3	Nut - Slotted	4
23	3220-11	Nut - Jam	2
24	87-1480	Rod End Assy. - RH Thread (Incl. Ref. #20-22 & 34)	2
*	94-3807	Rod End Assy. RH Thread (Incl. Ref. #21, 22 & 34) Heavy Duty (Optional)	2
25	87-3310	Clip - Brake Cable	2
26	87-3590	Seal - Bearing	2
27	254-106	Cone - Bearing	2
28	254-107	Cup - Bearing	2
29	254-72	Cup - Bearing	2
30	254-94	Cone - Bearing	2
31	232-27	Stem - Valve	2
32	3272-12	Pin - Cotter	2
33	3253-21	Washer - Lock	8
34		Seal - Rod End	4
35	93-0307	Nut - Retainer	2
*	87-5340	Seal Kit - Tie Rod End (Incl. Ref. #20-22 & 34)	4

*Not Illustrated



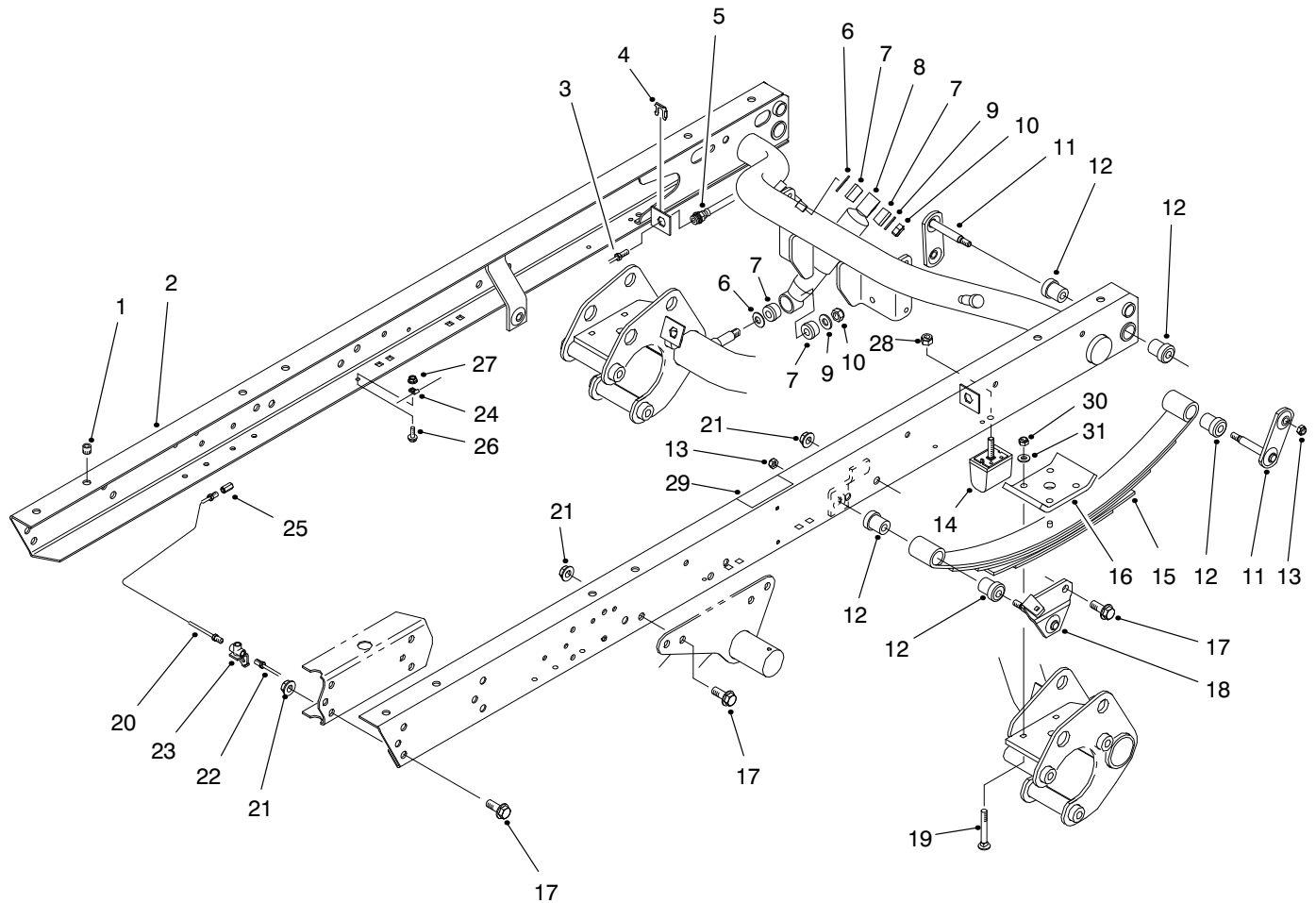
T-1596-1

FRONT BRAKE ASSEMBLY

Ref. No.	Part No.	Description	No. Used
1	92-4135	Set Bolt	2
2	92-4115	Backplate Assembly LH (Incl. Ref. #24)	1
*	92-4116	Backplate Assembly RH (Incl. Ref. #24)	1
3	92-4125	Plug	1
4	92-4113	Screw - Bleed	1
5	92-4114	Cap - Bleed Screw	1
6		Body	1
7		Lever - Operating LH/RH	1
8		Pin	1
9		Spring	1
10		Seal - 'L' Type	2
11		Piston	2
12		Cover - Dust	2
13	92-4120	Shoe & Lining Set (Incl. Ref. #7 & 8)	1
14	92-4126	Spring - Shoe, Upper LH	1
*	92-4127	Spring - Shoe, Upper RH	1
15	92-4128	Spring - Shoe, Lower	1
16		Pushrod - Female LH	1
*		Pushrod - Female RH	1
17		Bolt - Adjuster	1
18		Sleeve - Adjuster	1

Ref. No.	Part No.	Description	No. Used
19	92-4123	Assembly - Pawl LH (Incl. Ref. #21)	1
*	92-4124	Assembly - Pawl RH (Incl. Ref. #21)	1
20	92-4129	Spring - Adjuster, LH	1
*	92-4130	Spring - Adjuster, RH	1
21		Pin - Pawl	1
22	92-4131	Washer - Hold Down	2
23	92-4132	Spring - Hold Down	2
24		Guide - Pipe	1
25	92-4134	Plug - Inspection	1
26	92-4133	Pin - Hold Down	2
*	92-4121	Assembly - Adjuster LH (Incl. Ref. #16-18)	1
*	92-4122	Assembly - Adjuster RH (Incl. Ref. #16-18)	1
*	92-4117	Assy. - Wheel Cylinder LH (Incl. Ref. #4-6 & 9-12)	1
*	92-4118	Assy. - Wheel Cylinder RH (Incl. Ref. #4-6 & 9-12)	1
*	92-4119	Kit - Seal (Incl. Ref. #10 & 12)	1
*	87-3010	Front Brake Assembly - RH (Complete)	1
*	87-3020	Front Brake Assembly - LH (Complete)	1

*Not Illustrated

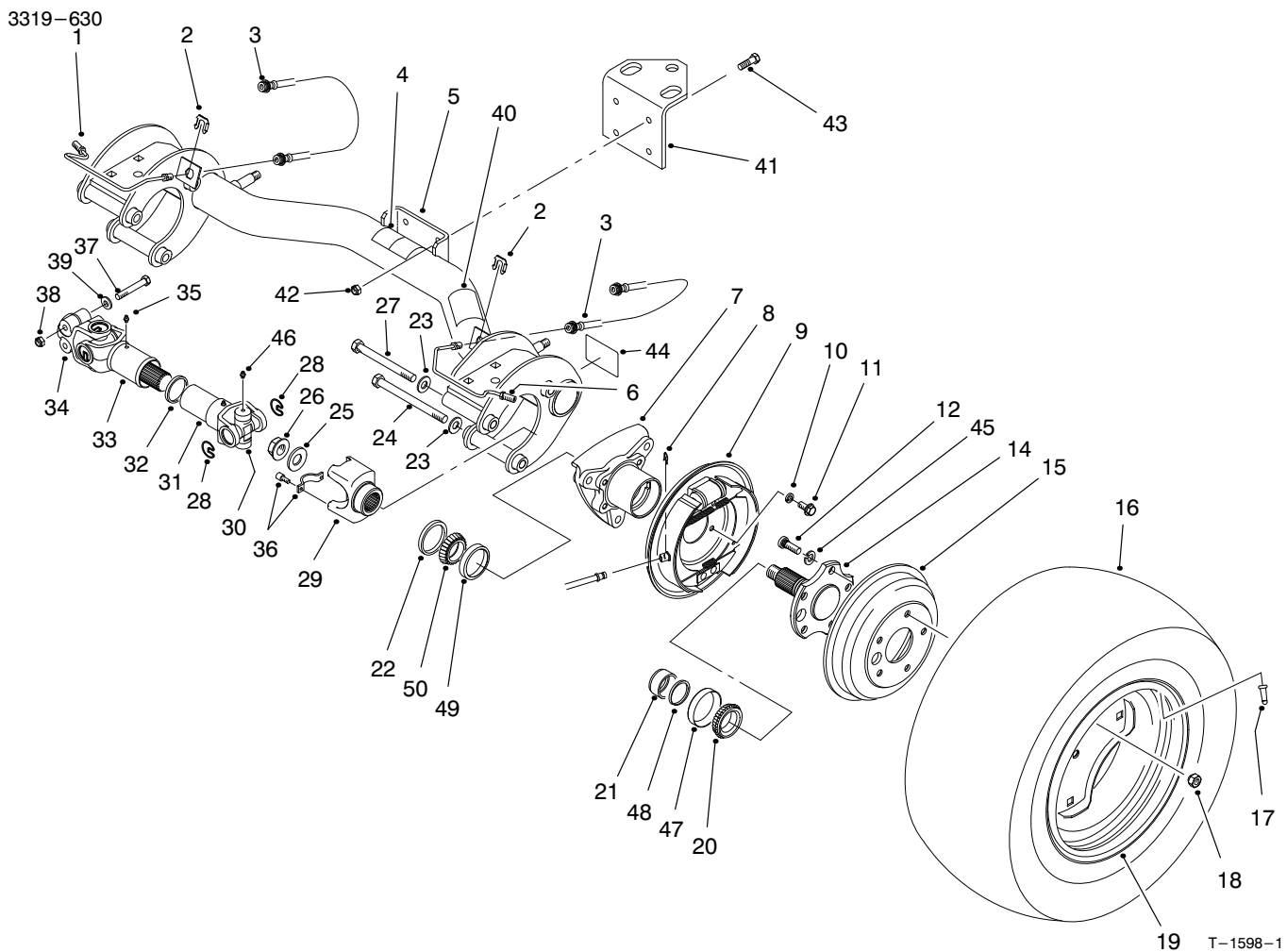


T-1778-1

REAR FRAME ASSEMBLY

Ref. No.	Part No.	Description	No. Used	Ref. No.	Part No.	Description	No. Used
1	32148-9	Insert - Threaded	8	17	3234-38	Screw - Hex. Flange Hd.	24
2	87-8440	Assembly - Rear Frame (Incl. Ref. #1 & 32)	1	18	87-3960	Mount - Spring LH	1
3	94-3846	Tube - Brake RH	1	*	87-3940	Mount - Spring RH	1
*	94-3844	Tube - Brake LH	1	19	3232-17	Bolt - Carriage	8
4	87-3580	Retainer	2	20	94-3845	Tube - Brake RH	1
5	87-4100	Hose - Brake	2	21	32128-23	Nut - Flange Lock	24
6	3256-27	Washer - Flat	4	22	94-3843	Tube - Brake LH	1
7	87-3920	Bushing - Rubber	8	23	87-3560	Tee - Brake Tube	1
8	87-3110	Shock Absorber	2	24	2412-149	Clamp - Tube	4
9	3256-6	Washer - Flat	4	25	87-3570	Union - Brake Line	2
10	3296-23	Nut - Lock	4	26	321-4	Screw - Hex. Flange Hd.	4
11	87-3980	Shackle - Spring	4	27	32128-33	Nut - Flange Lock	4
12	87-4760	Bushing	12	28	48-9520	Nut - Lock	2
13	3296-39	Nut - Lock	6	29	66-6840	Decal - Caution	2
14	87-3470	Bumper - Spring	2	29	93-8071	Decal - Caution (Europe)	2
15	87-1490	Spring - Leaf	2	29	92-6479	Decal - Caution (Japan)	2
16	87-7470	Plate - Clamp	2	30	3296-76	Nut - Lock	8
				31	87-7480	Washer - Flat	8

*Not Illustrated



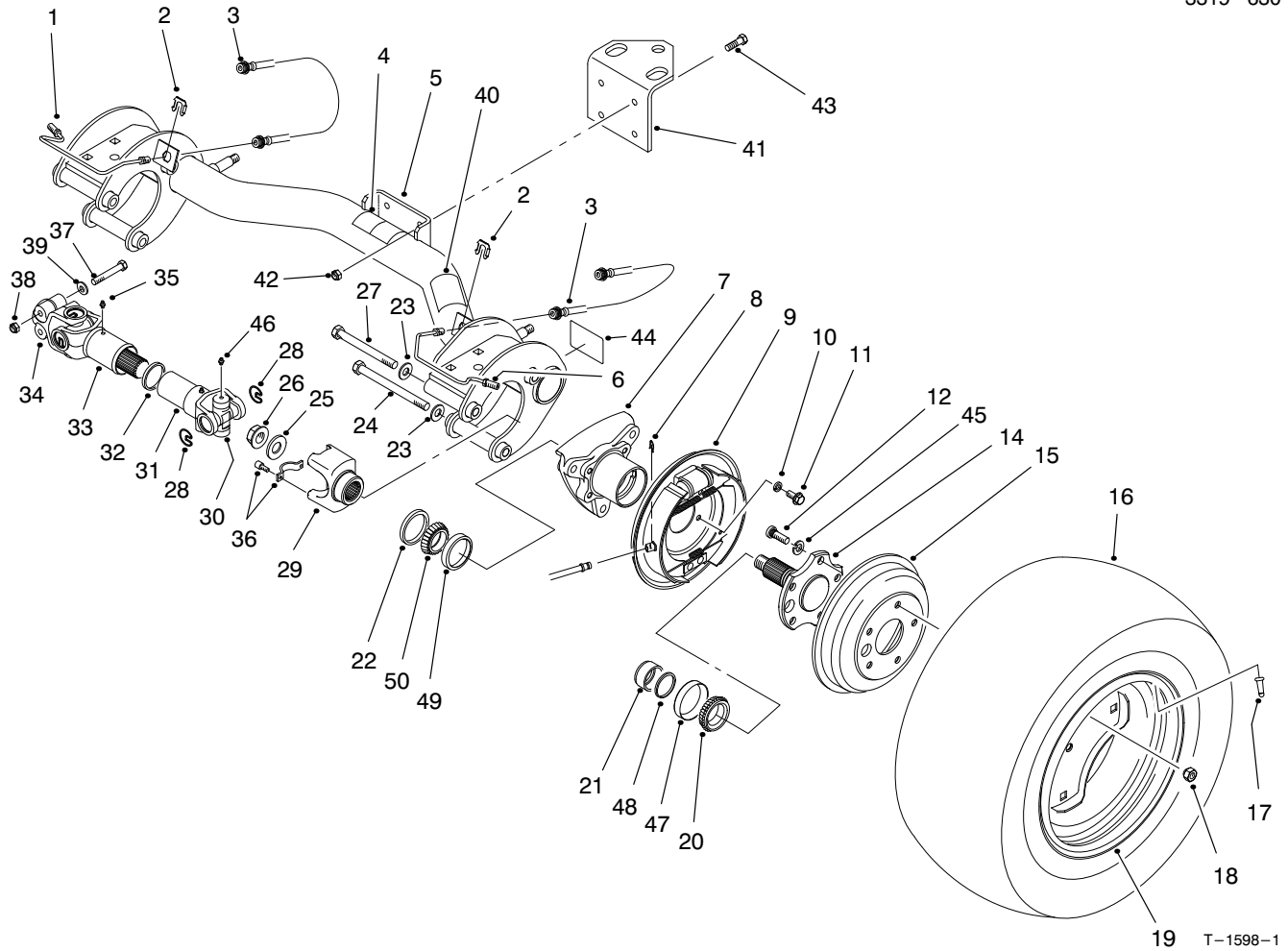
REAR AXLE ASSEMBLY

Ref. No.	Part No.	Description	No. Used
1	87-4090	Tube - Brake RH	1
2	87-3580	Retainer - Brake Hose	2
3	87-4100	Hose - Brake	2
4	87-6060	Decal - ATF	1
4	93-9442	Decal - ATF (Europe)	1
4	92-5473	Decal - ATF (Japan)	1
5	87-7110	Assembly - Axle, Rear (Incl. Ref. #4, 40 & 44)	1
6	87-4080	Tube - Brake LH	1
7	87-2240	Housing - Axle	2
8	87-3310	Clip - Brake Cable	2
9	93-7126	Brake Assembly LH	1
*	93-7125	Brake Assembly RH	1
10	3253-21	Washer - Lock	8
11	323-6	Screw - Cap Hex. Hd.	8
12	87-2080	Stud - Drive	10
14	93-7090	Stub - Axle	2
15	93-7128	Drum - Brake	2
16	87-6740	Tire - Rear 24"	2
*	87-3290	Tire - Rear 23" (Optional)	2
17	232-27	Valve - Stem	2
18	23-7270	Nut - Lug	10
19	87-6750	Rim - Rear 24"	2
*	87-3000	Rim - Rear 23" (Optional)	2

Ref. No.	Part No.	Description	No. Used
†20		Cone - Bearing	2
21	87-4060	Spacer - Bearing	2
22	87-3590	Seal - Bearing	2
23	87-7270	Washer - Flat	6
24	325-20	Screw - Cap Hex. Hd.	5
25	87-3060	Washer - Flat	2
26	32128-53	Nut - Flange Lock	2
27	325-19	Screw - Cap Hex. Hd.	1
28	92-4188	Ring - Snap	12
29	92-4190	Yoke - End	2
30	92-4187	Cross & Bearing Kit	4
31	92-4182	Yoke & Hub	2
32	92-4180	Seal	2
33	92-4179	Yoke, Shaft & Seal Tube	2
34	92-4177	Yoke - Double Clamp	2
35	302-5	Fitting - Grease	2
36	92-4189	Strap & Bolt Kit	2
37	87-8700	Screw - Cap Hex. Hd.	4
38	32128-36	Nut - Lock	4
39	80-6990	Washer	4
40	87-5990	Decal - PTO	1
40	93-9862	Decal - PTO (Europe)	1
40	92-5367	Decal - PTO (Japan)	1
41	92-5951	Angle - Hitch	1
42	3296-39	Nut - Lock	4
43	323-7	Screw - Cap Hex. Hd.	4

*Not Illustrated

†Not Serviced Separately.



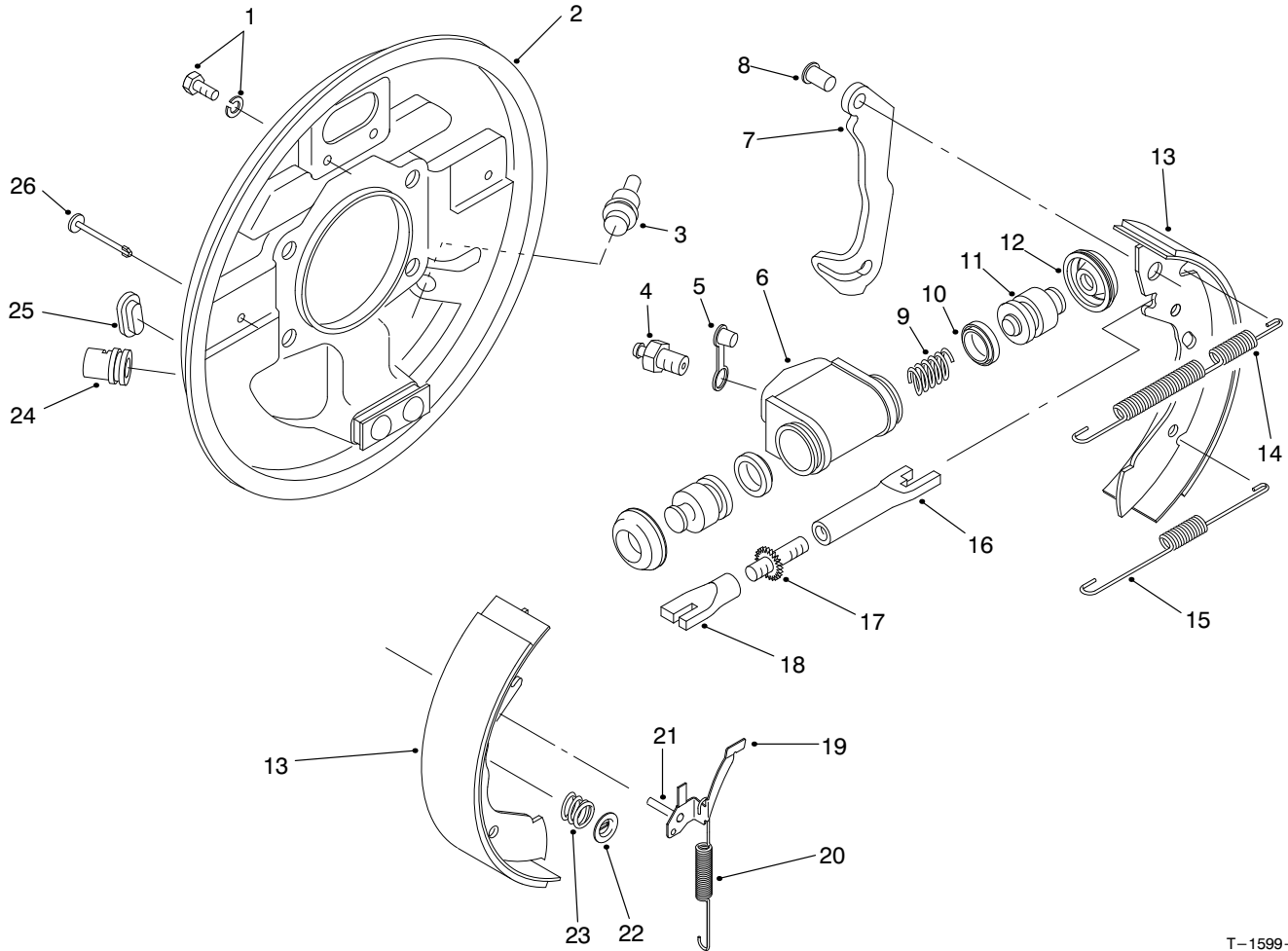
T-1598-1

REAR AXLE ASSEMBLY (Continued)

Ref. No.	Part No.	Description	No. Used	Ref. No.	Part No.	Description	No. Used
44	87-9080	Decal - Grease	2	*	94-5224	Driveshaft Assembly (Incl. Ref. #28, 30-35 & 46)	2
44	93-9449	Decal - Grease (Europe)	2	*	87-5370	Rear Tire & Wheel Assembly (24")	2
44	92-6444	Decal - Grease (Japan)	2	*	87-6370	Rear Tire & Wheel Assembly (Optional 23")	2
45	3253-6	Washer - Lock	10	*	87-1970	Bearng - Matched Set (Use 1 set per wheel) (Incl. Ref. #20 & 47-50)	2
46	302-58	Fitting - Grease	16				
†47		Cup - Bearing	2				
†48		Spacer	2				
†49		Cup - Bearing	2				
†50		Cone - Bearing	2				

*Not Illustrated

†Not Serviced Separately.

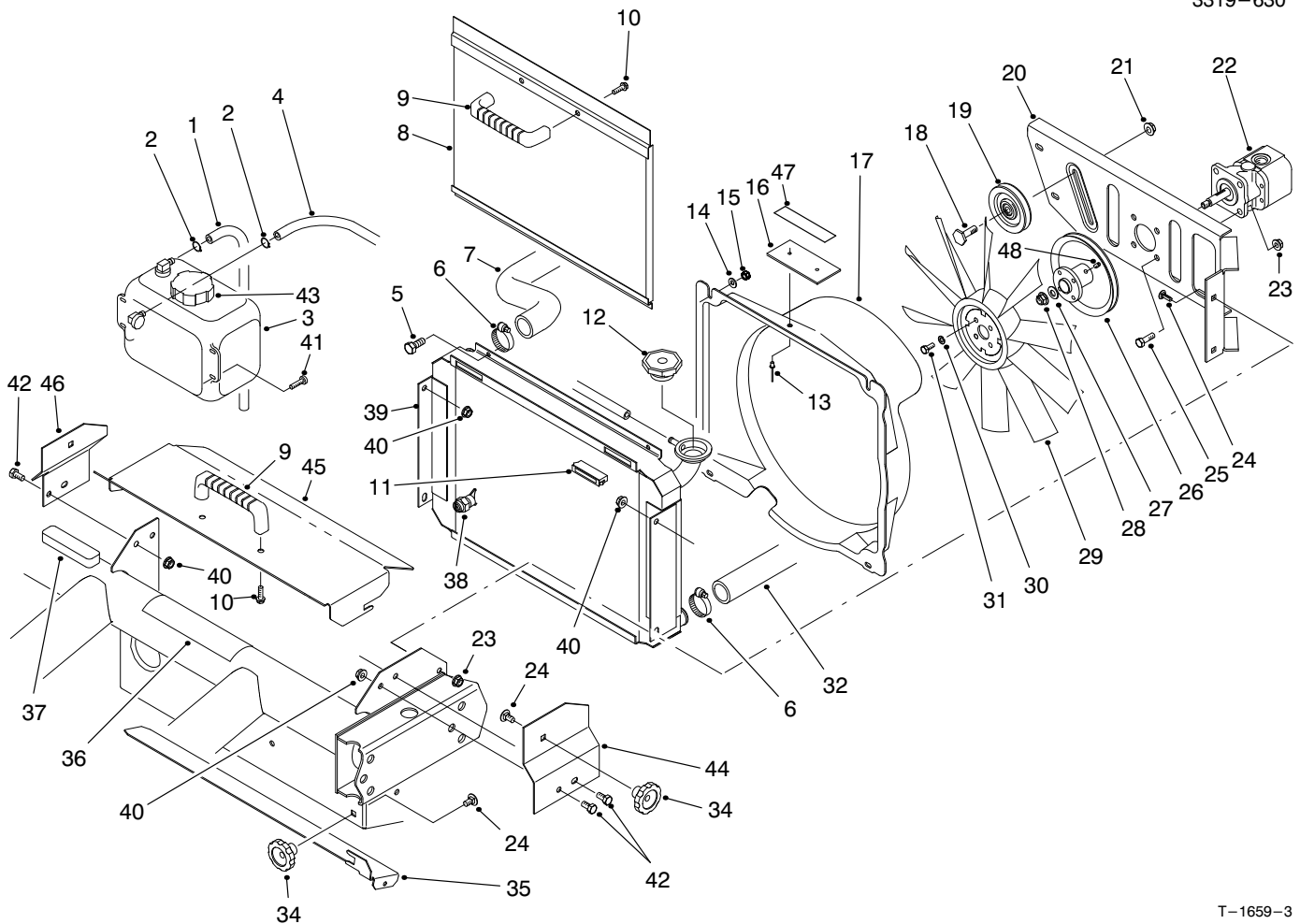


T-1599-1

REAR BRAKE ASSEMBLY

Ref. No.	Part No.	Description	No. Used	Ref. No.	Part No.	Description	No. Used
1	92-4135	Set Bolt	2	19	92-4123	Assembly - Pawl LH (Incl. Ref. #21)	1
2	92-4136	Backplate Assembly LH (Incl. Ref. #24)	1	*	92-4124	Assembly - Pawl RH (Incl. Ref. #21)	1
*	92-4100	Backplate Assembly RH (Incl. Ref. #24)	1	20	92-4150	Spring - Adjuster, LH	1
3	92-4146	Plug	1	*	92-4151	Spring - Adjuster, RH	1
4	92-4137	Screw - Bleed	1	21		Pin - Pawl	1
5	92-4114	Cap - Bleed Screw	1	22	92-4131	Washer - Hold Down	2
6		Body	1	23	92-4152	Spring - Hold Down	2
7		Lever - Operating LH/RH	1	24		Guide - Pipe	1
8		Pin	1	25	92-4134	Plug - Inspection	1
9		Spring	1	26	92-4133	Pin - Hold Down	2
10		Seal - 'L' Type	2	*	92-4144	Assembly - Adjuster LH (Incl. Ref. #16-18)	1
11		Piston	2	*	92-4145	Assembly - Adjuster RH (Incl. Ref. #16-18)	1
12		Cover - Dust	2	*	92-4140	Assy. - Wheel Cylinder LH (Incl. Ref. #4-6 & 9-12)	1
13	92-4143	Shoe & Lining Set (Incl. Ref. #7 & 8)	1	*	92-4141	Assy. - Wheel Cylinder RH (Incl. Ref. #4-6 & 9-12)	1
14	92-4147	Spring - Shoe, Upper LH	1	*	92-4142	Seal Kit (Incl. Ref. #10 & 12)	1
*	92-4148	Spring - Shoe, Upper RH	1	*	93-7125	Rear Brake Assembly - RH (Complete)	1
15	92-4149	Spring - Shoe, Lower	1	*	93-7126	Rear Brake Assembly - LH (Complete)	1
16		Pushrod - Female LH	1				
*		Pushrod - Female RH	1				
17		Bolt - Adjuster	1				
18		Sleeve - Adjuster	1				

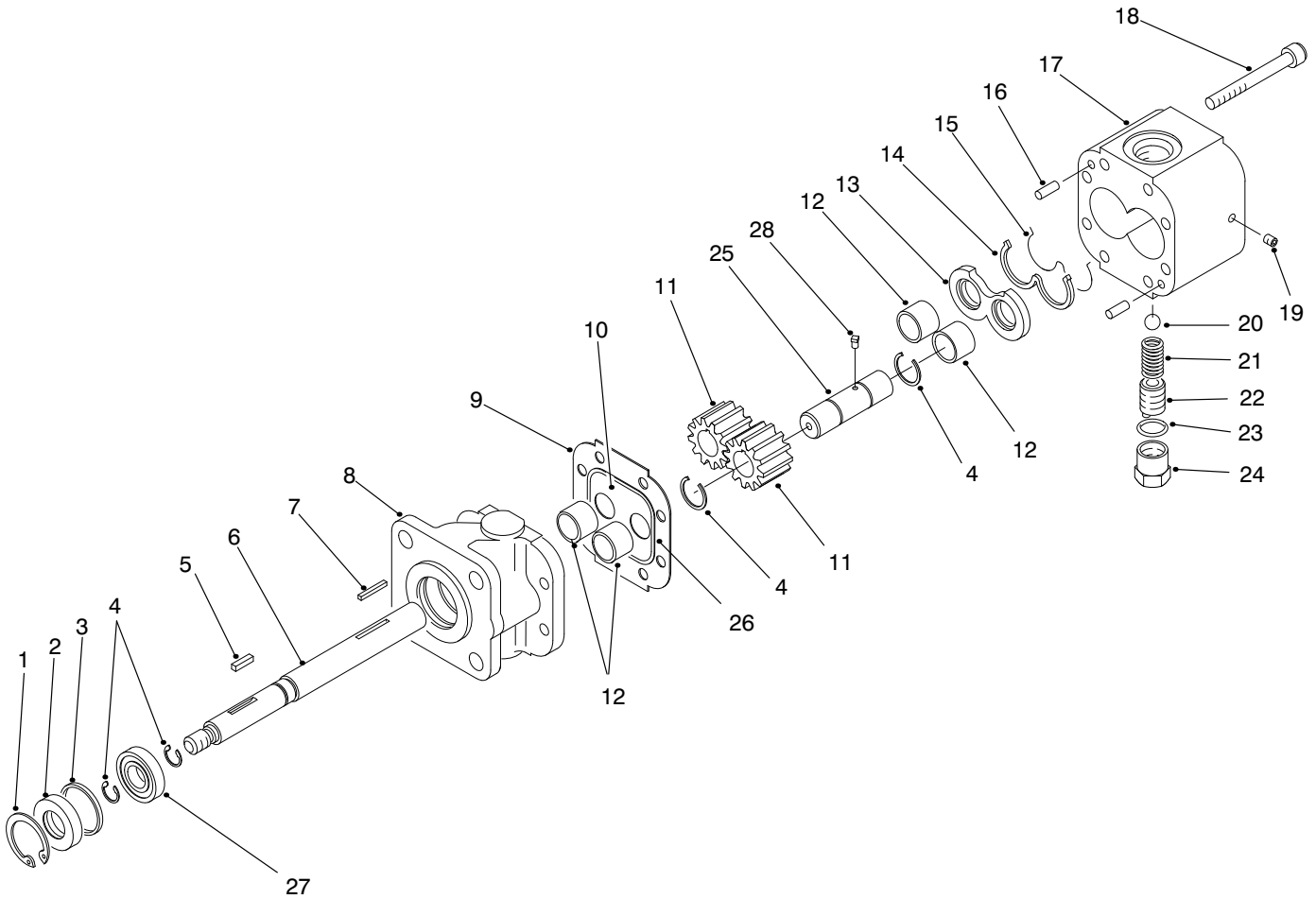
*Not Illustrated



T-1659-3

RADIATOR & HYDRAULIC PUMP ASSEMBLY

Ref. No.	Part No.	Description	No. Used	Ref. No.	Part No.	Description	No. Used
1	71-3381	Tube - Overflow	2	26	94-5237	Pulley	1
2	92-2379	Clamp - Hose	2	27	3256-45	Washer - Flat	1
3	87-3710	Overflow Reservoir Assembly (Incl. Ref. #43)	1	28	3296-5	Nut - Flange Lock	1
4	71-3383	Hose - Overflow	1	29	84-1880	Fan	1
5	321-4	Screw - Cap Hex. Hd.	4	30	3253-3	Washer - Lock	4
6	2412-34	Clamp - Hose	2	31	321-3	Screw - Cap Hex. Hd.	4
7	87-7330	Hose - Radiator Upper	1	32	87-4150	Hose - Radiator Lower	1
8	93-7103	Screen - Radiator	1	34	19-4050	Knob	3
9	65-5100	Handle	2	35	87-9300	Door - Clean Out	1
10	46-8091	Screw - Hex. Flange Hd.	4	36	87-9420	Decal - Caution	1
11	58-4250	Magnet	2	36	93-9447	Decal - Caution (Europe)	1
12	66-3240	Cap - Radiator	1	36	93-3766	Decal - Caution (Japan)	1
13	3290-271	Rivet - Pop	2	37	87-9810	Foam - Overflow Tank	1
14	3256-22	Washer - Flat	4	38	92-4111	Petcock - Radiator	1
15	3296-42	Nut - Lock	4	39	93-7051	Radiator Assembly (Incl. Ref. #38)	1
16	76-8750	Plate - Warning	1	40	32128-20	Nut - Lock	6
17	92-4198	Fan Shroud Assembly (Incl. Ref. #13 & 16)	1	41	3250-20	Screw - Round Hd.	4
18	32141-86	Screw - Leveler	1	42	322-2	Screw - Cap Hex. Hd.	6
19	63-8140	Pulley	1	43	87-7050	Cap - Reservoir	1
20	93-7088	Support - Fan	1	44	93-8938	Bracket - Cover Mount LH	1
21	3290-357	Nut - Flange Lock	1	45	93-8940	Cover - Radiator	1
22	87-5700	Hydraulic Pump Assembly	1	46	93-8939	Bracket - Cover Mount RH	1
23	3296-29	Nut - Flange Lock	8	47	93-6681	Decal - Warning (Europe)	1
24	3230-23	Bolt - Carriage	7	47	92-7240	Decal - Warning (Japan)	1
25	322-5	Screw - Cap Hex. Hd.	4	48	3245-31	Screw - Set	1



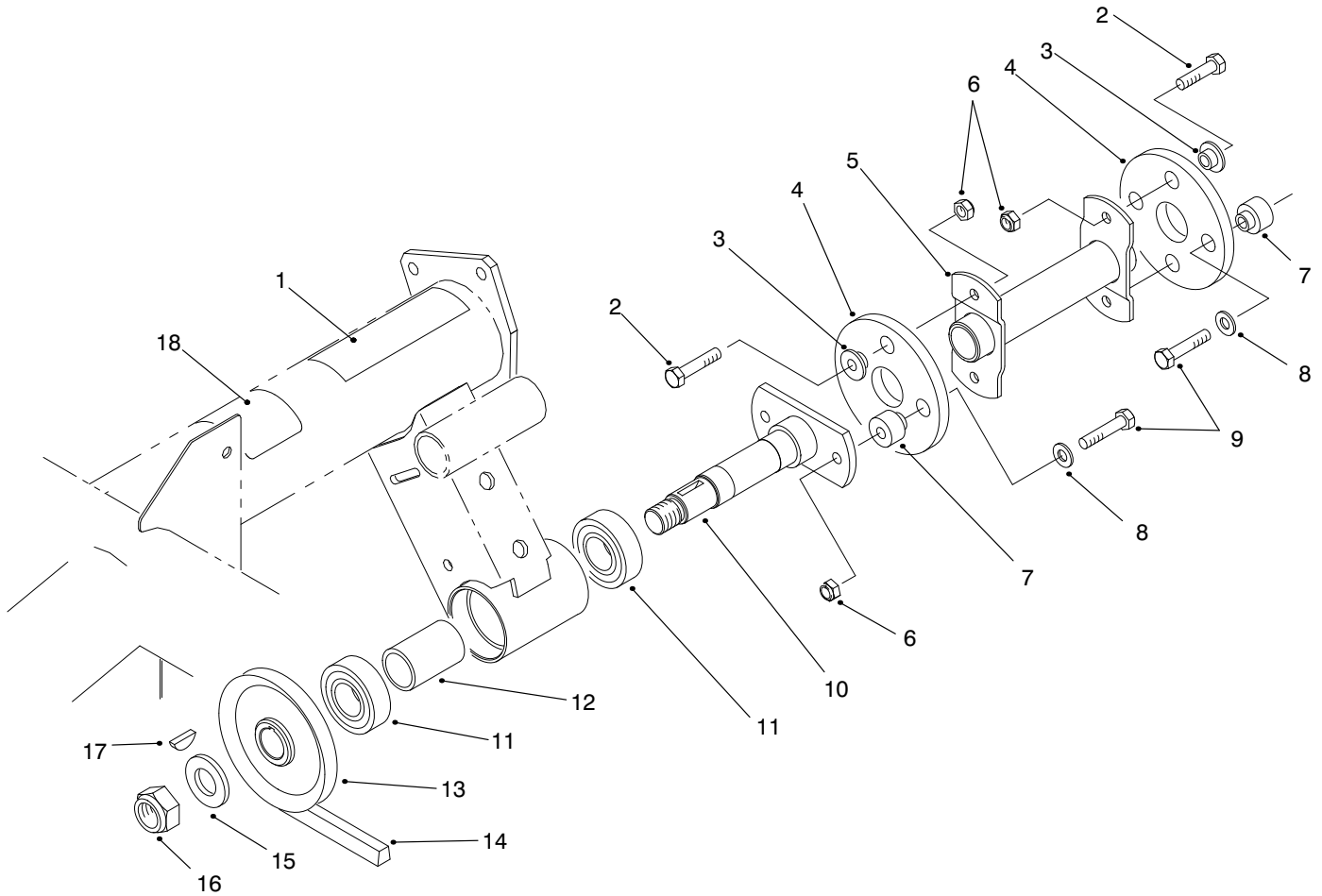
T-1601-1

HYDRAULIC PUMP ASSEMBLY NO. 87-5700

Ref. No.	Part No.	Description	No. Used
1	32151-41	Ring - Retaining	1
2	92-2195	Seal - Oil	1
3	92-2186	Spacer	1
4	92-2178	Ring - Crescent	4
5	92-2179	Key - Square	1
6	92-2189	Shaft - Drive	1
7	92-2177	Pin - Shear	1
†8		Stator	1
9	92-2182	Plate - Seal	1
10	92-2183	Plate - Wear	1
11	92-2175	Gear	2
12	92-2192	Bearing	4
13	92-2181	Plate - Pressure	1
14	92-2197	Seal - Back Up	1

Ref. No.	Part No.	Description	No. Used
15	92-2196	Seal - Pressure Plate	1
16	92-2176	Pin - Dowel	2
17	92-2187	Housing - Gear, End	1
18	92-2173	Screw - Cap Socket Head	8
19	92-2185	Plug	1
20	92-2193	Ball	1
21	92-2194	Spring	1
22	92-2174	Screw - Adjusting	1
23	92-2180	Gasket - Copper	1
24	92-2184	Cap - Relief Valve	1
25	92-2190	Shaft - Idler	1
26	92-2198	Seal	1
27	92-2191	Bearing	1
28	92-2199	Key - Ball	1

† Not Serviced Separately.

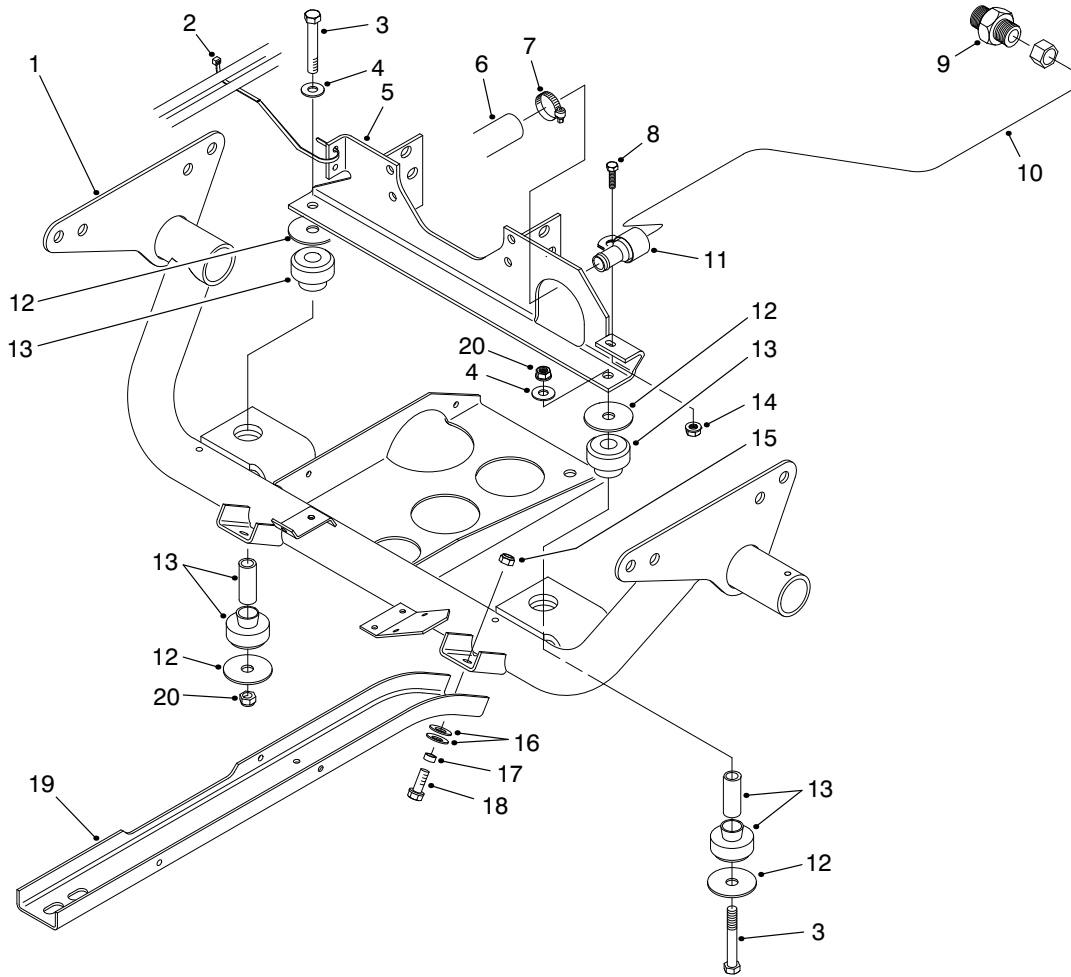


T-1660-1

HYDRAULIC PUMP DRIVE ASSEMBLY

Ref. No.	Part No.	Description	No. Used
1	80-8040	Decal - Caution	1
1	93-7814	Decal - Caution (Europe)	1
1	83-6030	Decal - Caution (Japan)	1
2	322-5	Screw - Cap Hex. Hd.	4
3	27-6600	Spacer - Thin	4
4	44-2230	Disc - Rubber	2
5	87-4120	Driveshaft	1
6	3296-29	Nut - Lock	6
7	27-6590	Spacer - Thick	4
8	3256-3	Washer - Flat	4
9	322-7	Screw - Cap Hex. Hd.	4

Ref. No.	Part No.	Description	No. Used
10	87-2720	Driveshaft	1
11	251-82	Bearing - Ball	2
12	87-2750	Spacer - Bearing	1
13	87-3370	Pulley	1
14	93-7140	Belt - V	1
15	3256-28	Washer - Flat	1
16	3296-15	Nut - Lock	1
17	3257-7	Key - Woodruff	1
18	83-9150	Decal - Fluid	1
18	93-7275	Decal - Fluid (Europe)	1
18	84-6660	Decal - Fluid (Japan)	1

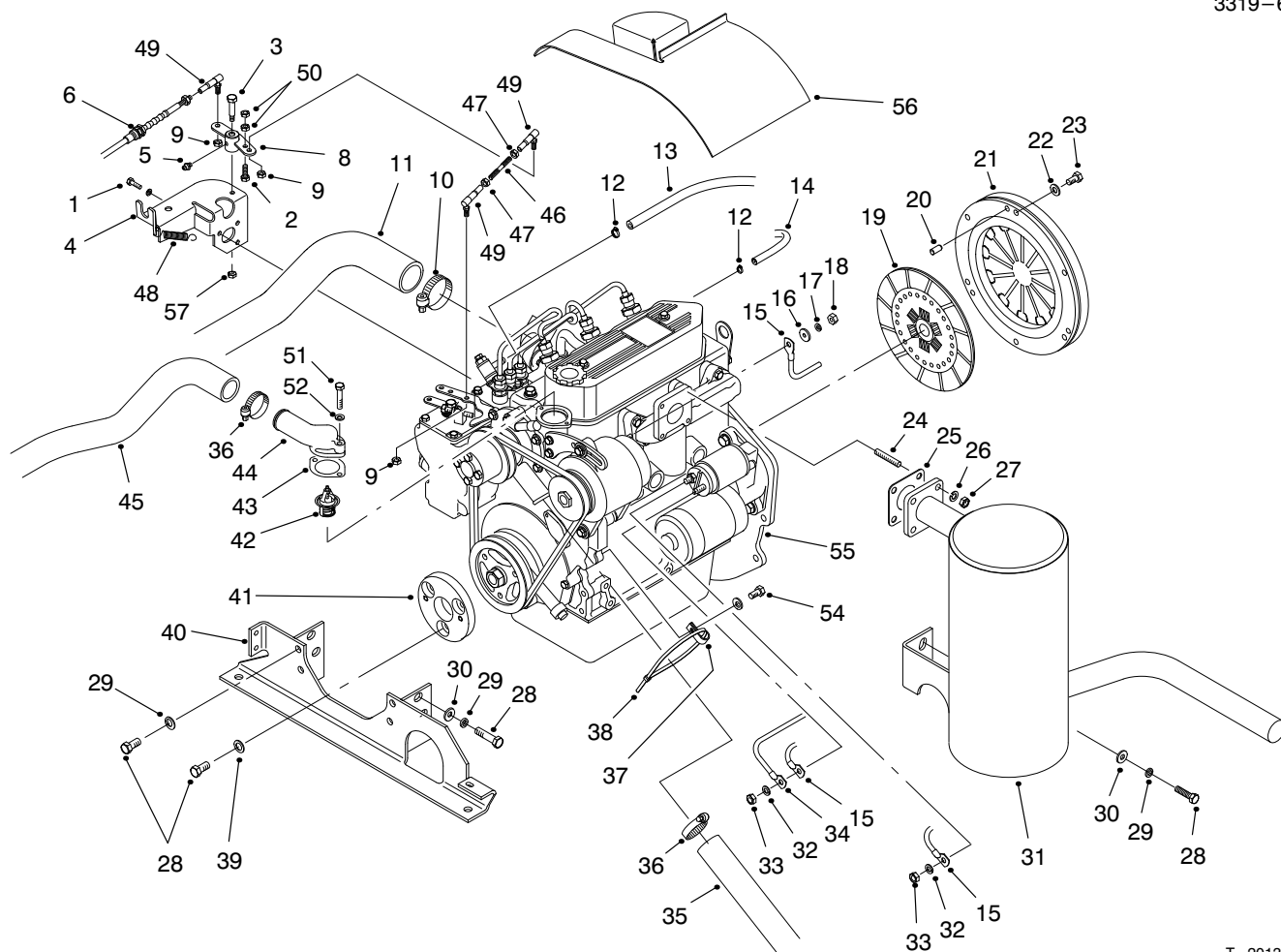


T-1661-1

ENGINE FRAME ASSEMBLY

Ref. No.	Part No.	Description	No. Used
1	93-7099	Frame - Engine	1
2	3290-378	Tie - Cable	1
3	324-12	Screw - Cap Hex. Hd.	2
4	3256-25	Washer - Flat	2
5	93-7100	Mount - Engine	1
6	87-7350	Hose - Suction	1
7	2412-34	Clamp - Hose	1
8	321-4	Screw - Cap Hex. Hd.	1
9	87-7290	Fitting - Hydraulic	1
10	87-6900	Tube - Hydraulic	1

Ref. No.	Part No.	Description	No. Used
11	2412-106	Clamp - R	1
12	87-5100	Washer - Flat	4
13	87-4970	Engine Mount Assembly	2
14	32128-33	Nut - Flange	1
15	3296-39	Nut - Lock	6
16	3290-413	Washer - Belleville	12
17	76-9100	Spacer	6
18	3234-11	Screw - Cap Hex. Hd.	6
19	87-4730	Guard - Belly	2
20	3296-48	Nut - Lock	2

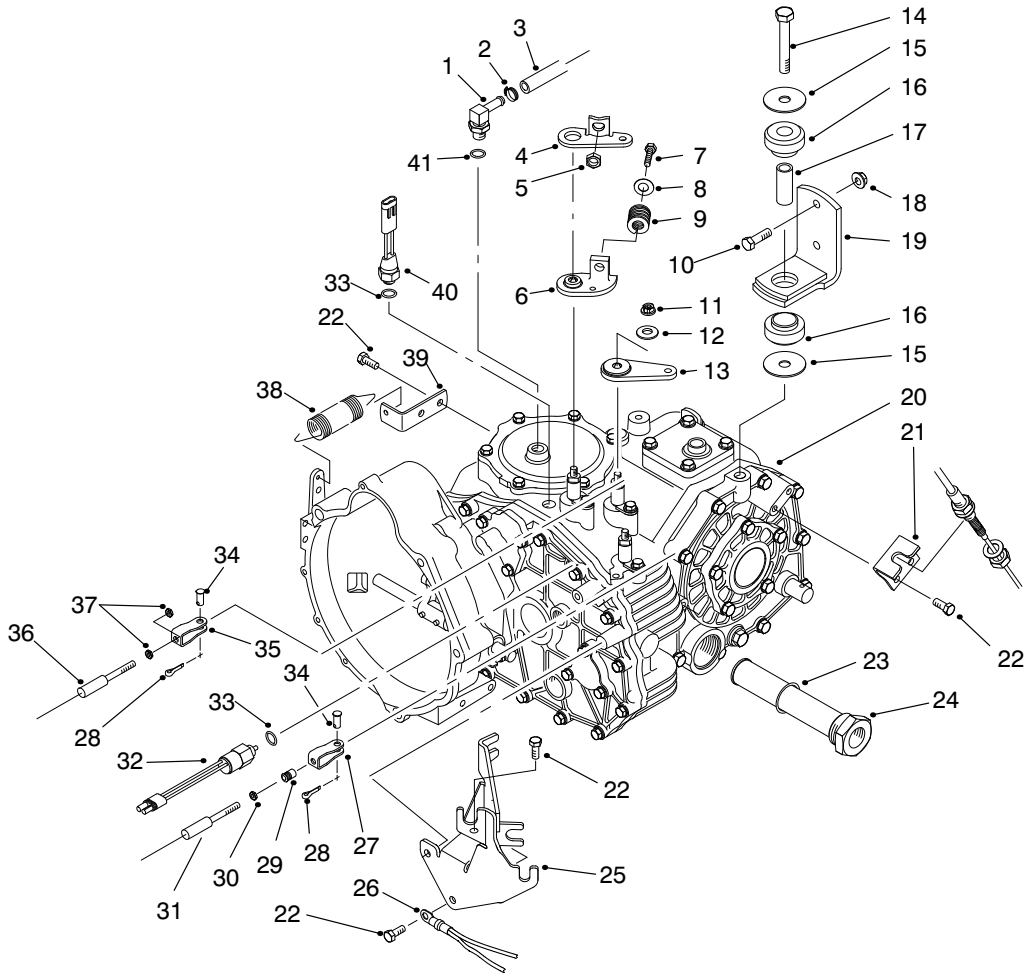


T-2013-1

ENGINE INSTALLATION ASSEMBLY

Ref. No.	Part No.	Description	No. Used
1	42-9440	Screw - Cap Hex. Hd.	3
2	321-5	Screw - Cap Hex. Hd.	1
3	7-0030	Bolt - Shoulder	1
4	94-5259	Bracket - Accelerator	1
5	302-5	Fitting - Grease	1
6	94-3836	Cable - Accelerator	1
8	94-5256	Bell Crank	1
9	3296-3	Nut - Lock	3
10	2412-92	Clamp - Hose	1
11	94-5238	Hose - Air Intake	1
12	2412-108	Clamp - Hose	2
13	27-5360	Hose - Fuel	1
14	75-4706	Hose	1
15	93-7130	Harness - Wire	1
16	5-3637	Washer - Flat	1
17	43-5920	Washer - Lock	1
18	48-7880	Nut - Lock	1
19	87-4700	Disc - Clutch	1
20	51-5610	Pin - Alignment	3
21	87-4690	Cover - Clutch	1
22	3253-4	Washer - Lock	6
23	48-7700	Screw - Cap Hex. Hd.	6
24	42-9570	Stud - Muffler	4
25	42-9110	Gasket - Muffler	1
26	42-9850	Washer - Lock	4
27	48-7930	Nut	4
28	63-7790	Screw - Cap Hex. Hd.	12
29	48-9590	Washer - Lock	10

Ref. No.	Part No.	Description	No. Used
30	3256-25	Washer	6
31	94-5213	Muffler	1
32	3254-2	Washer - Lock	2
33	42-9580	Nut - Lock	2
34	87-3070	Cable - Battery Pos.	1
35	87-4150	Hose - Radiator Lower	1
36	2412-34	Clamp	2
37	2412-149	Clamp - R	1
38	3290-379	Tie - Cable	1
39	36-4790	Washer - Thrust	3
40	93-7100	Mount - Engine	1
41	87-4110	Puck - Engine Adapter	1
42	93-8974	Thermostat	1
43	67-4430	Gasket - Thermostat	1
44	87-3410	Housing - Thermostat	1
45	87-7330	Hose - Radiator Upper	1
46	93-8995	Rod - Threaded	1
47	3220-1	Nut - Jam	2
48	86-4760	Spring	3
49	18-1720	Joint - Ball	3
50	3296-56	Nut - Lock	2
51	33113-045	Screw - Cap Hex. Hd.	2
52	48-8010	Washer - Lock	2
54	42-9440	Bolt & Washer	1
55	94-5230	Engine	1
56	92-5964	Cover - Engine (Model 07205TC)	1
57	3296-29	Nut - Lock	1

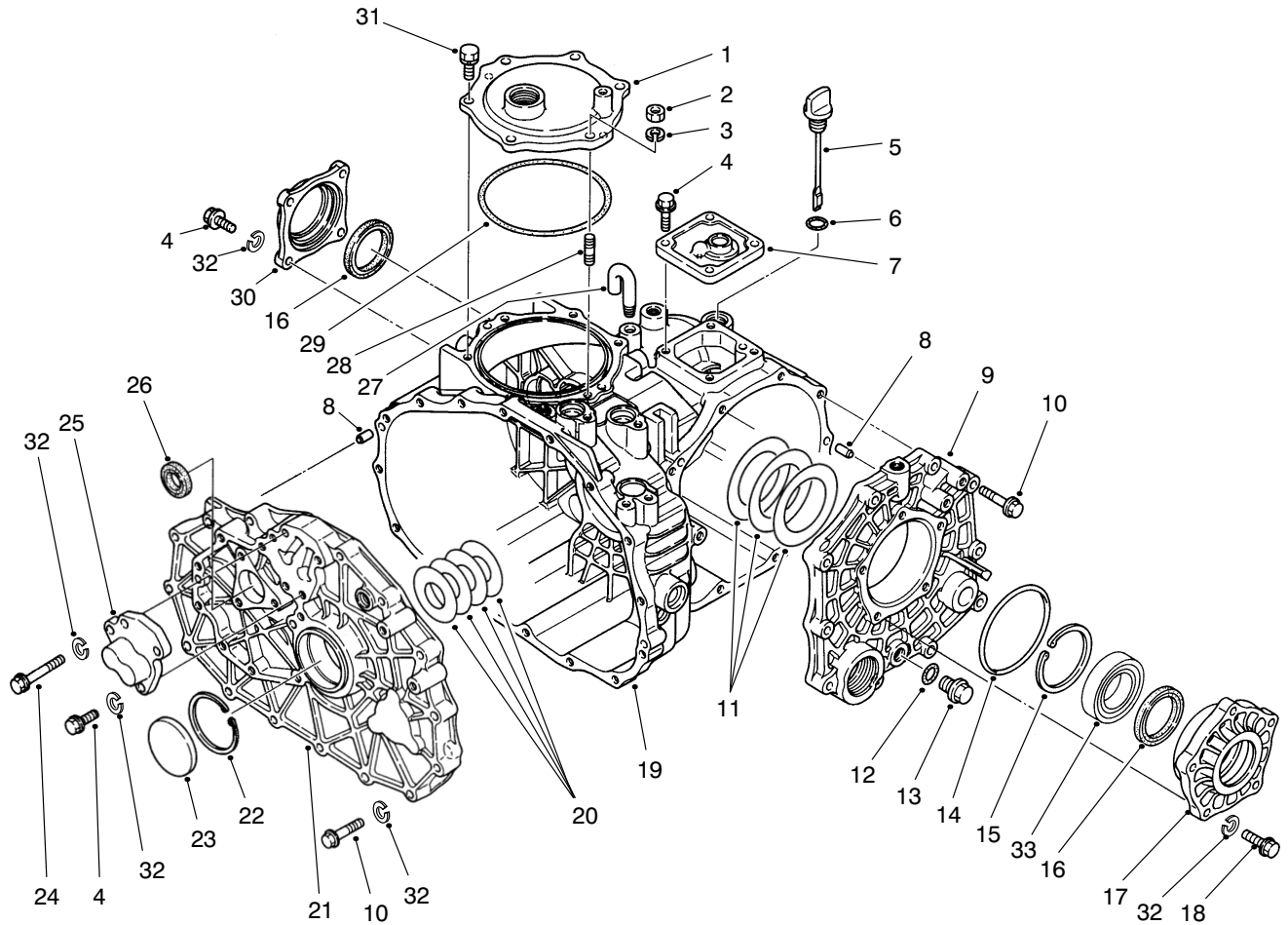


T-1707-1

TRANSAXLE INSTALLATION ASSEMBLY

Ref. No.	Part No.	Description	No. Used
1	354-135	Fitting - Hydraulic 90° (Incl. Ref. #41)	1
2	2412-36	Clamp - Hose	1
3	87-5730	Hose - Hydraulic	1
4	87-8250	Plate - Shift Arm	1
5	32128-21	Nut - Lock	1
6	87-7970	Arm - Shift	1
7	323-10	Screw - Cap Hex. Hd.	1
8	3256-4	Washer - Flat	1
9	87-6910	Spring - Compression	1
10	323-7	Screw - Cap Hex. Hd.	4
11	48-9520	Nut - Lock	3
12	80-6990	Washer - Flat	3
13	87-7960	Lever - Shift Arm	2
14	3215-1	Screw - Cap Hex. Hd.	2
15	87-5100	Washer	4
16	87-4970	Transaxle Mount Assembly (Incl. Ref. #17)	2
17		Spacer - Mount	2
18	3296-39	Nut - Flange Lock	4
19	87-5800	Bracket - Mount	2
20	87-9250	Transaxle Assembly	1
21	87-4470	Bracket	1
22	66-3160	Screw - Cap Hex. Hd.	7

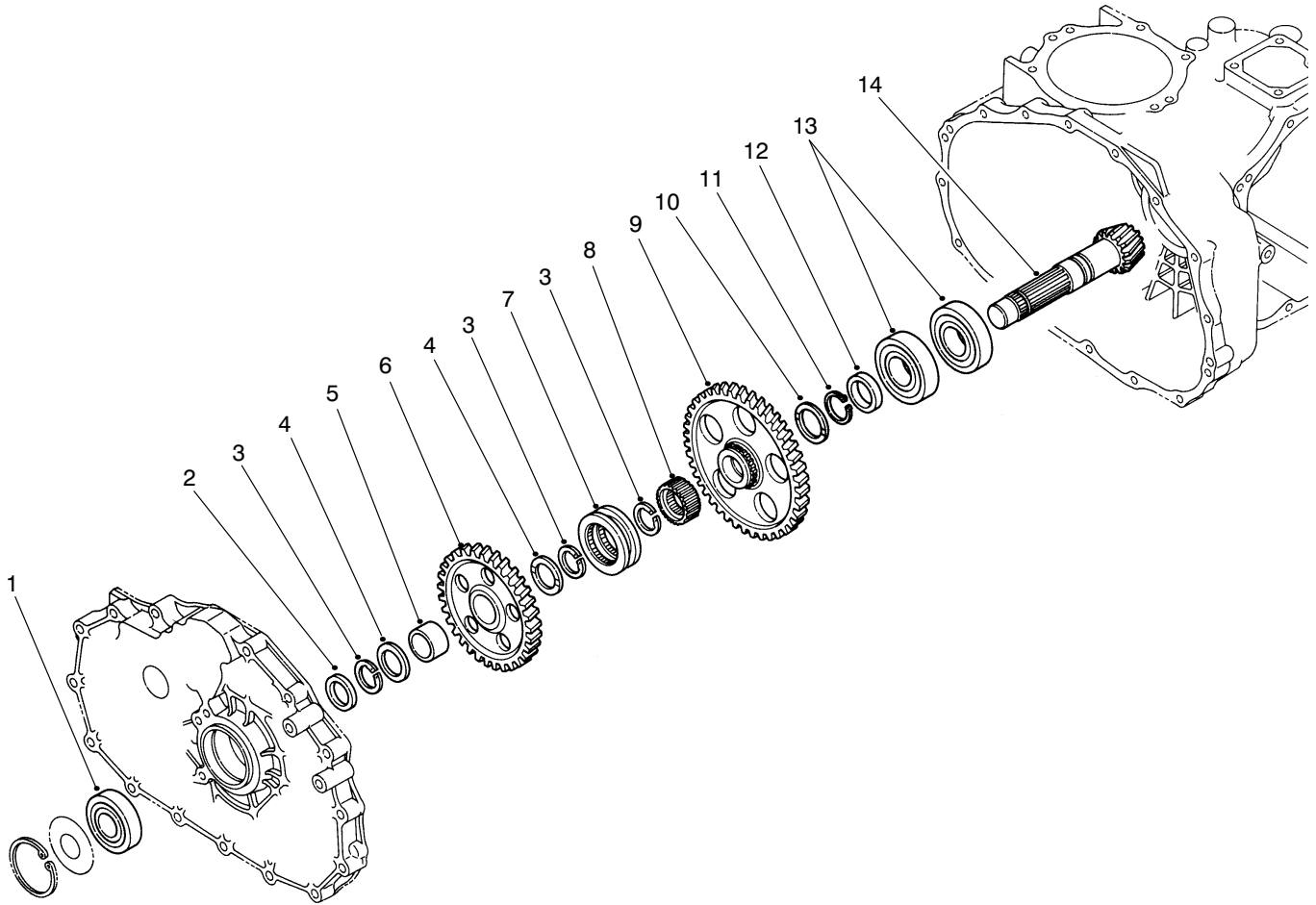
Ref. No.	Part No.	Description	No. Used
23	237-123	Seal - O-Ring	1
24	87-3990	Oil Strainer Assembly (Incl. Ref. #23)	1
25	87-4820	Bracket - Cable	1
26	87-3080	Cable - Battery Neg.	1
27	87-7160	Cable Clevis Assembly (Incl. Ref. #29)	1
28	3272-6	Pin - Cotter	3
29	32148-15	Nut - Clinch	1
30	3219-14	Nut - Hex.	1
31	87-4420	Hi-Lo Cable Assembly (Incl. Ref. #30)	1
32	87-6710	Switch - Supervisor	1
33	237-30	Seal - O-Ring	2
34	283-62	Pin - Clevis	3
35	87-2310	Clevis - Cable	2
36	87-4260	Shift Cable Assembly (Incl. Ref. #37)	2
37	3220-1	Nut - Jam	4
38	68-9950	Spring - Extension	1
39	87-7170	Bracket - Clutch Spring	1
40	72-4310	Switch - Ball N.C.	1
41	237-42	Seal - O-Ring	1



T-1535

TRANSAXLE CASE ASSEMBLY

Ref. No.	Part No.	Description	No. Used	Ref. No.	Part No.	Description	No. Used
1	92-0656	Cover - P.T.O.	1	17	92-0654	Carrier - Differential	1
2	48-7930	Nut - Hex.	1	18	48-7730	Screw - Cap Hex. Hd.	5
3	92-0762	Washer - Lock	1	19	92-0651	Case - Transaxle	1
4	60-6750	Screw - Cap Hex. Hd.	11	20	92-0808	Shim Set	1
5	92-0662	Cap - Oil	1	21	92-0657	Plate - Center	1
6	92-0788	O-Ring	1	22	92-0759	Ring - Retaining	1
7	92-0652	Cover - Upper	1	23	92-0807	Cap - Sealing	1
8	92-0765	Pin - Alignment	4	24	48-7560	Screw - Cap Hex. Hd.	1
9	92-0653	Cover - Side	1	25	92-0706	Cap - Fork Shaft	1
10	42-9530	Screw - Cap Hex. Hd.	25	26	92-0791	Seal - Oil	1
11	92-0809	Shim Set	1	27	92-0743	Breather - Air	1
12	92-0787	O-Ring	1	28	92-0804	Stud	1
13	92-0773	Drain Plug Assembly (Incl. Ref. #12)	1	29	92-0790	O-Ring	1
14	92-0789	O-Ring	1	30	92-0655	Cover - Seal	1
15	92-0760	Ring - Retaining	1	31	92-0796	Screw - Cap Hex. Hd.	5
16	92-0793	Seal - Oil	2	32	42-9850	Washer - Lock	42
				33	92-0775	Bearing - Ball	2

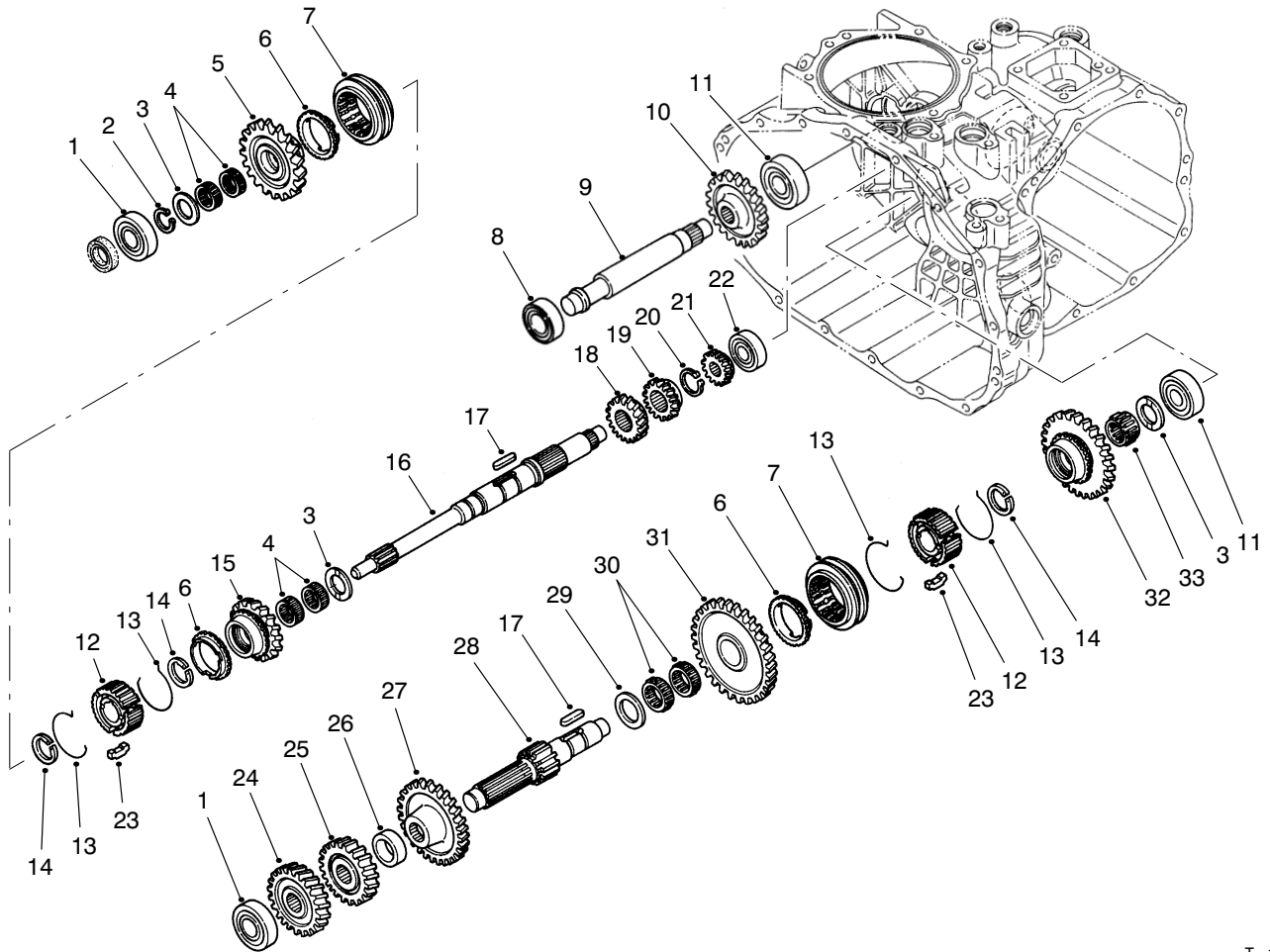


T-1536

COUNTERSHAFT ASSEMBLY

Ref. No.	Part No.	Description	No. Used
1	92-0712	Bearing - Ball	1
2	92-0716	Collar	1
3	92-0764	Ring - Retaining	3
4	92-0711	Washer - Thrust	2
5	92-0783	Sleeve - Inner	1
6	92-0715	Gear - 49T	1
7	92-0718	Shifter - Hi-Lo	1
8	92-0719	Collar - Spline	1

Ref. No.	Part No.	Description	No. Used
9	92-0717	Gear - 71T	1
10	92-0741	Washer - Thrust	1
11	92-0755	Ring - Retaining	1
12	92-0713	Collar	1
13	92-0714	Bearing - Ball	2
14	92-0710	Counter Shaft Assembly (Incl. Ring Gear)	1

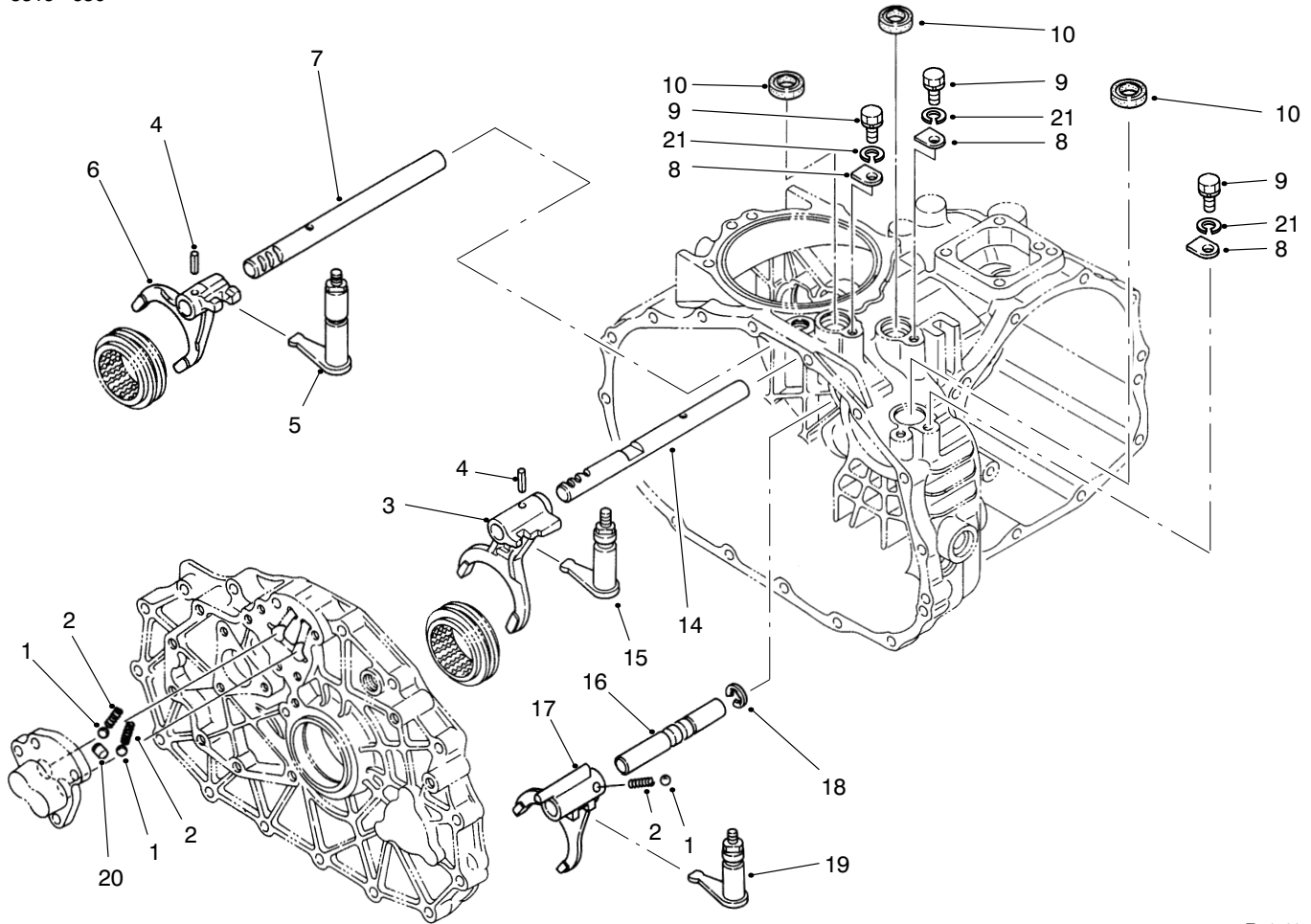


T-1533

TRANSAXLE GEAR SHAFTS ASSEMBLY

Ref. No.	Part No.	Description	No. Used
1	251-8	Bearing - Ball	2
2	92-0753	Ring - Retaining	1
3	92-0740	Washer - Thrust	3
4	92-0781	Bearing - Needle	4
5	92-0820	Gear - 27T	1
6	92-0667	Ring - Synchro	3
7	92-0668	Shifter - Synchro	2
8	251-346	Bearing - Ball	1
9	92-0824	Shaft - Reverse Idler	1
10	92-0684	Gear - 33T	1
11	92-0778	Bearing - Ball	2
12	92-0664	Hub - Synchro	2
13	92-0666	Spring - Synchro	4
14	92-0763	Ring - Retaining	3
15	92-0821	Gear - 24T	1
16	92-0663	Shaft - Main	1
17	92-0772	Key	2

Ref. No.	Part No.	Description	No. Used
18	92-0687	Gear - 16T	1
19	92-0672	Gear - 18T	1
20	92-0754	Ring - Retaining	1
21	92-0673	Gear - 14T	1
22	92-0650	Bearing - Ball	1
23	92-0665	Key - Synchro	6
24	92-0822	Gear - 28T	1
25	92-0679	Gear - 23T	1
26	92-0680	Collar	1
27	92-0823	Gear - 43T	1
28	92-0674	Shaft - Reduction	1
29	92-0682	Washer - Thrust	1
30	92-0681	Bearing - Needle	2
31	92-0677	Gear - 49T	1
32	92-0819	Gear - 40T	1
33	92-0782	Bearing - Needle	1

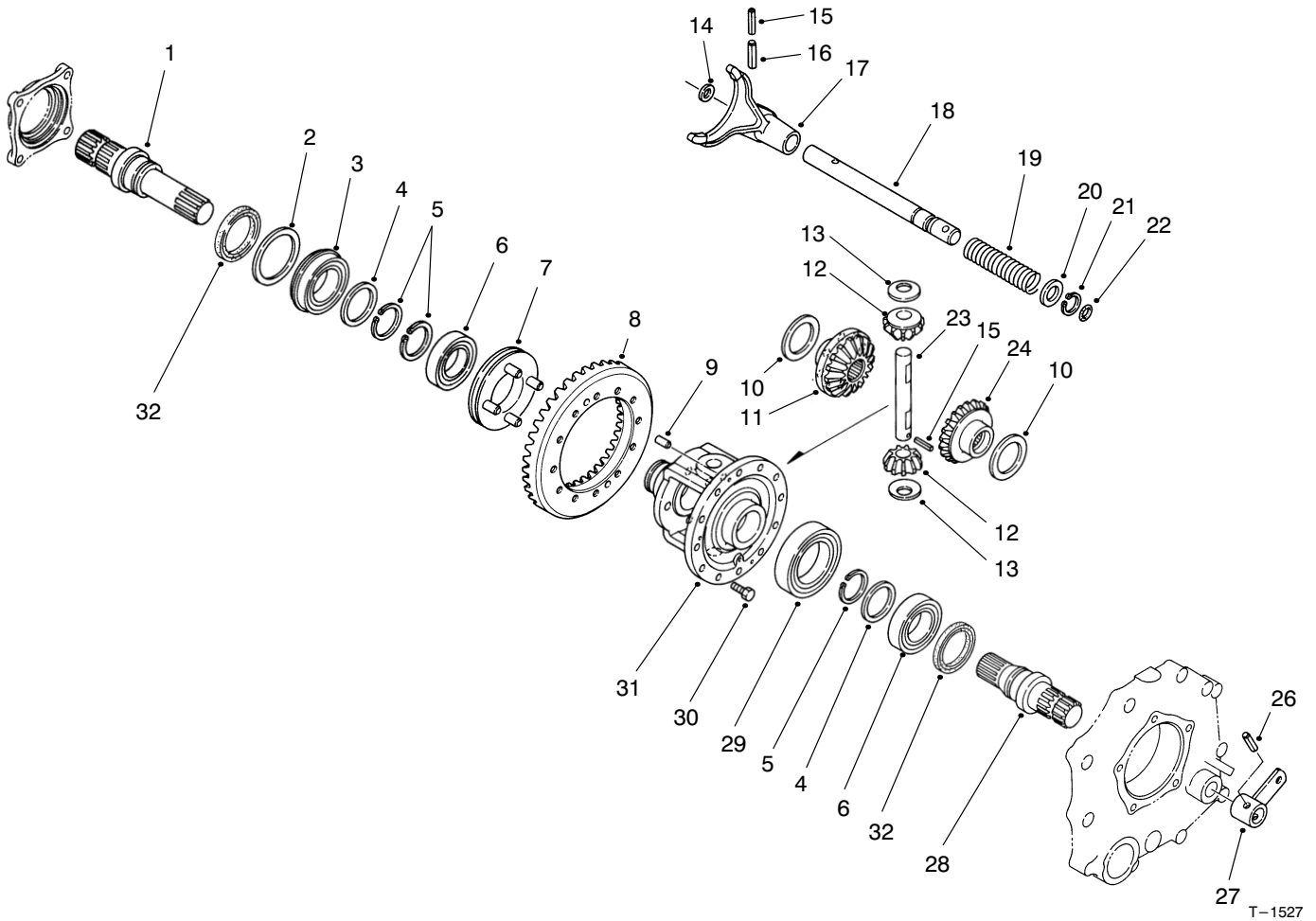


T-1530

SHIFT FORK ASSEMBLY

Ref. No.	Part No.	Description	No. Used
1	92-0785	Ball	3
2	92-0731	Spring - Compression	3
3	92-0700	Fork - Shift R-1	1
4	92-0769	Pin - Spring	2
5	92-0817	Arm - Shift Fork 2-3	1
6	92-0701	Fork - Shift 2-3	1
7	92-0699	Shaft - Fork 2-3	1
8	92-0732	Plate - Keeper	3
9	48-7700	Screw - Cap Hex. Hd.	3

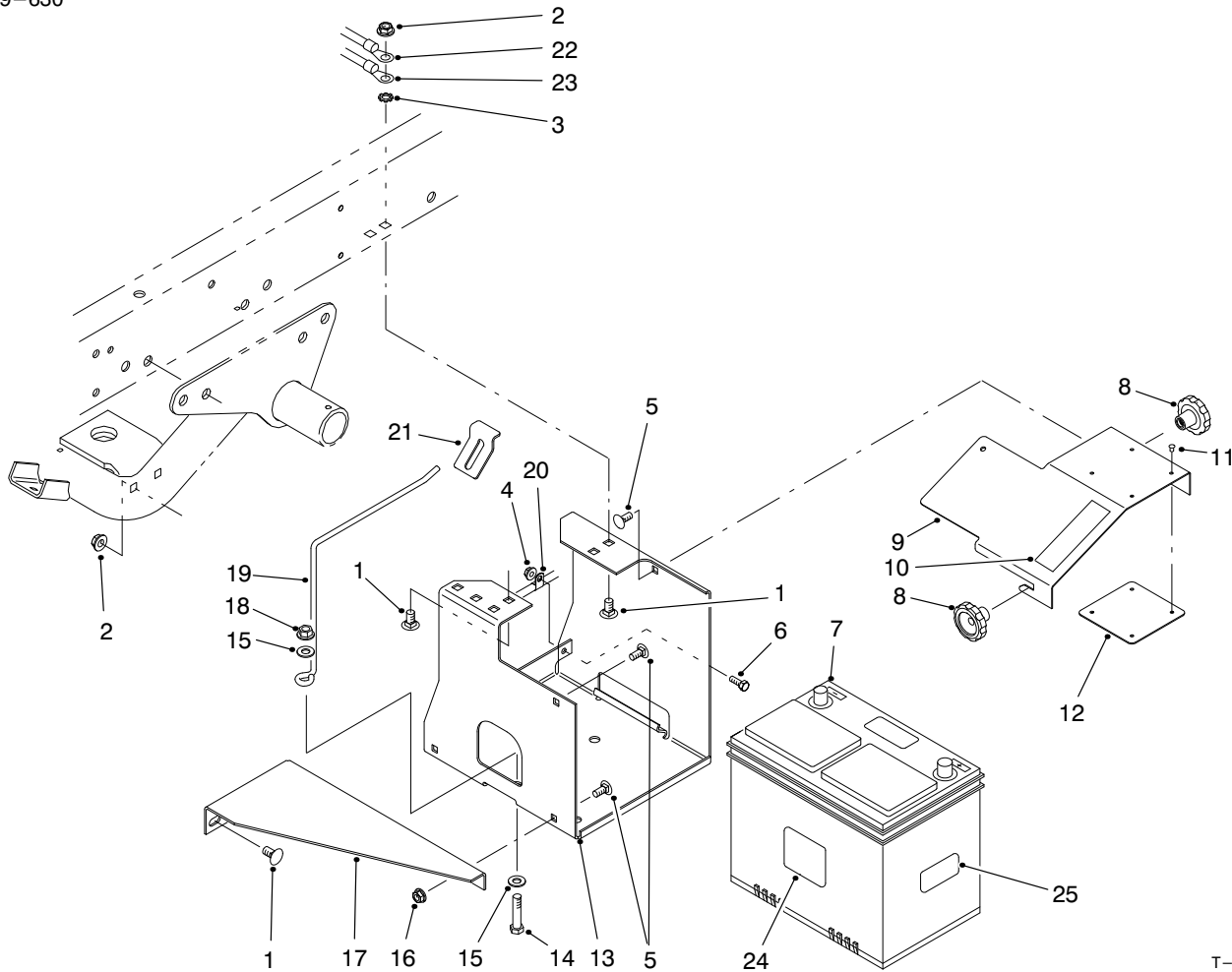
Ref. No.	Part No.	Description	No. Used
10	92-0729	Seal - Oil	3
14	92-0698	Shaft - Fork R-1	1
15	92-0816	Arm - Shift Fork R-1	1
16	92-0708	Shaft - Fork Hi-Lo	1
17	92-0709	Fork - Shift Hi-Lo	1
18	92-0761	Ring - Retaining	1
19	92-0818	Arm - Shift Fork Hi-Lo	1
20	92-0705	Lock - Spindle	1
21	42-9850	Washer - Lock	3



DIFFERENTIAL GEAR ASSEMBLY

Ref. No.	Part No.	Description	No. Used
1	92-0726	Shaft - Axle R.H.	1
2	92-0728	Washer	1
3	92-0780	Bearing - Ball	1
4	92-0727	Washer	2
5	92-0756	Ring - Retaining	3
6	92-0775	Bearing - Ball	2
7	92-0730	Slider - Differential Lock	1
8	92-0710	Ring Gear Assembly (Incl. Counter Shaft)	1
9	92-0765	Pin - Alignment	2
10	92-0747	Washer - Thrust	2
11	92-0746	Gear - Side R.H.	1
12	92-0748	Gear - Pinion	2
13	92-0750	Washer	2
14	92-0744	Washer	1
15	92-0768	Pin - Spring	2

Ref. No.	Part No.	Description	No. Used
16	92-0771	Pin - Spring	1
17	92-0721	Fork - Differential Lock	1
18	92-0722	Shaft - Lock Fork	1
19	92-0723	Spring - Compression	1
20	92-0733	Washer	1
21	92-0753	Ring - Retaining	1
22	92-0787	O-Ring	1
23	92-0749	Shaft - Pinion	1
24	92-0745	Gear - Side L.H.	1
26	92-0770	Pin - Spring	1
27	92-0724	Arm - Differential Lock	1
28	92-0725	Shaft - Axle L.H.	1
29	92-0776	Bearing - Ball	1
30	92-0803	Screw - Hex. Flange Hd.	12
31	92-0720	Case - Differential	1
32	92-0793	Seal - Oil	2

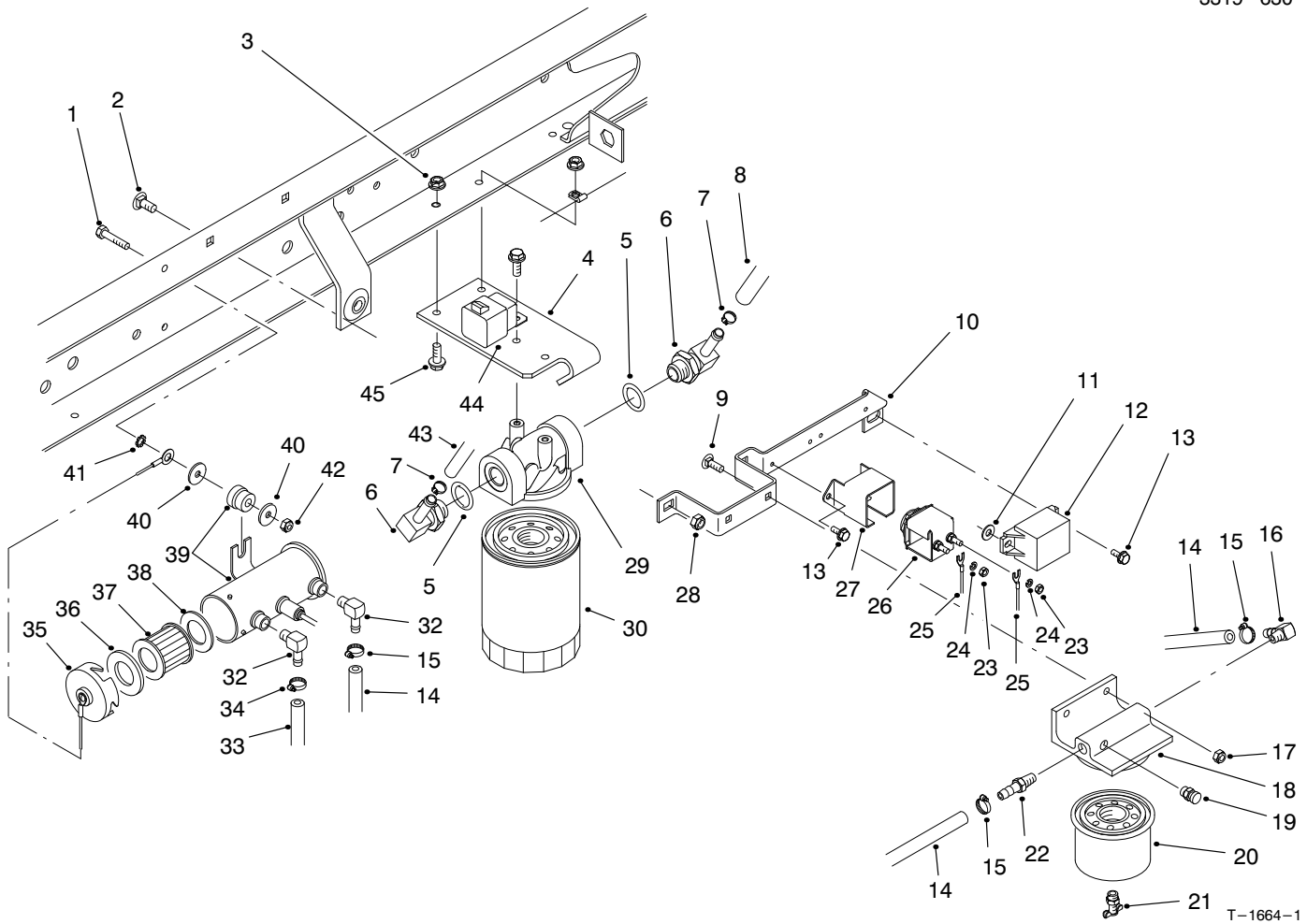


T-2014-1

BATTERY MOUNT ASSEMBLY

Ref. No.	Part No.	Description	No. Used
1	3231-21	Bolt - Carriage	6
2	3290-357	Nut - Flange Lock	6
3	3255-9	Washer - Lock ETLW	1
4	32128-33	Nut - Flange Lock	1
5	3230-23	Bolt - Carriage	4
6	321-4	Screw - Cap Hex. Hd.	1
7	63-9230	Battery	1
8	19-4050	Knob	2
9	87-5130	Cover - Battery Base	1
10	36-3400	Decal - No Step	1
10	93-6687	Decal - No Step (Europe)	1
10	84-2780	Decal - No Step (Japan)	1
11	3296-27	Rivet - Plastic	4
12	87-7620	Shield - Plastic	1

Ref. No.	Part No.	Description	No. Used
13	87-5120	Bracket - Battery Base	1
14	323-9	Screw - Cap Hex. Hd.	1
15	3256-24	Washer - Flat	2
16	32128-20	Nut - Flange Lock	2
17	87-5110	Support - Lower	1
18	3296-39	Nut - Flange Lock	1
19	87-7600	Rod - Battery Support	1
20	2412-89	Clamp - R	1
21	87-7610	Tab - Battery Support	1
22	93-7130	Harness - Wire Rear	1
23	87-3080	Cable - Battery Neg.	1
24	93-6668	Decal - Charging (Europe)	1
25	93-7276	Decal - Danger (Europe)	1

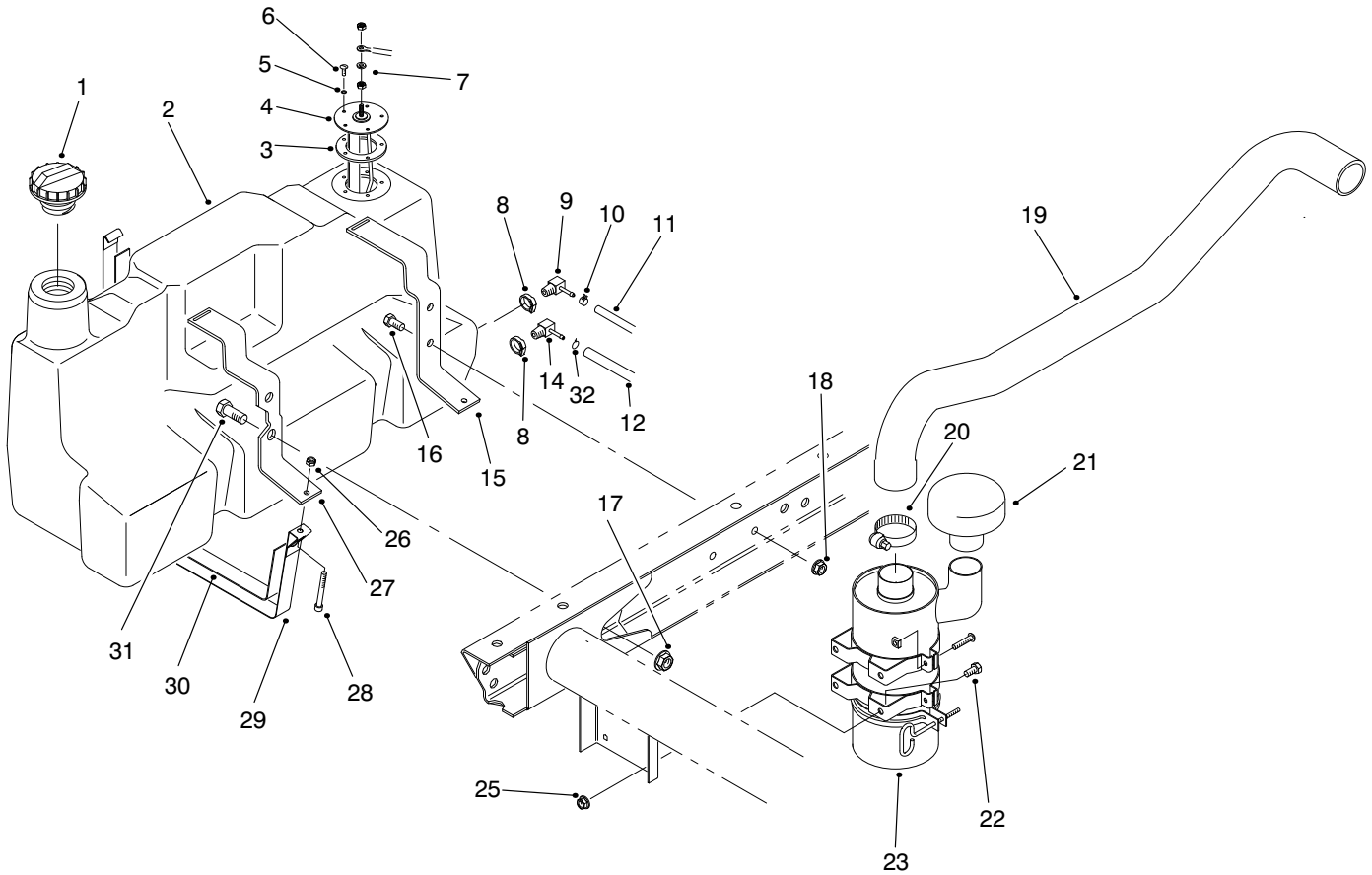


T-1664-1

FUEL FILTER, FUEL PUMP & RELAY MOUNTING

Ref. No.	Part No.	Description	No. Used
1	48-7650	Screw - Cap Hex. Hd.	2
2	3230-23	Bolt - Carriage	2
3	32128-33	Nut - Flange Lock	1
4	87-7040	Bracket - Oil Filter	1
5	237-79	Seal - O-Ring	2
6	354-134	Fitting - Hydraulic 90° (Incl. Ref. #5)	2
7	2412-36	Clamp - Hose	2
8	87-5730	Hose - Hydraulic	1
9	3229-25	Nut - Lock	2
10	87-7380	Bracket - Relay/Indicator	1
11	3256-22	Washer - Flat	1
12	66-8800	Relay	1
13	12-5450	Screw - Hex. Hd.	4
14	27-5360	Hose - Fuel	2
15	2412-108	Clamp - Hose	3
16	353-707	Fitting - 90° Barb	1
17	3296-42	Nut - Lock	2
18	63-8280	Head - Filter	1
19	63-8290	Vent - Air	1
20	63-8300	Element - Filter	1
21	63-8310	Drain - Filter	1
22	353-783	Fitting - Straight	1
23	43-5970	Nut	2
24	48-8000	Washer - Lock	2

Ref. No.	Part No.	Description	No. Used
25	93-7130	Harness - Wire	1
26	66-8700	Glow Plug Indicator Assy. (Incl. Ref. #23, 24 & 27)	1
27	70-8560	Retainer - Indicator	1
28	3296-29	Nut - Lock	2
29	87-8780	Head - Oil Filter	1
30	54-0110	Element - Oil Filter	1
32	46-3710	Fitting - 90°	2
33	63-9640	Hose - Fuel Tank to Pump	1
34	92-2379	Clamp - Hose	1
35	43-2580	Magnet	1
36	43-2560	Gasket	1
37	43-2550	Filter	1
38	43-2570	Gasket	1
39	53-8150	Fuel Pump Assembly (Incl. Ref. #35-38)	1
40	3256-67	Washer - Flat	3
41	3255-7	Washer - ETLW	1
42	49-7810	Nut - Lock	2
43	87-4920	Hose - Hydraulic (Model 07205)	1
43	94-5255	Hose - Hydraulic (Model 07205TC)	1
44	70-1480	Relay - S.P.D.T.	1
45	3234-4	Screw - Hex. Flange Hd.	4

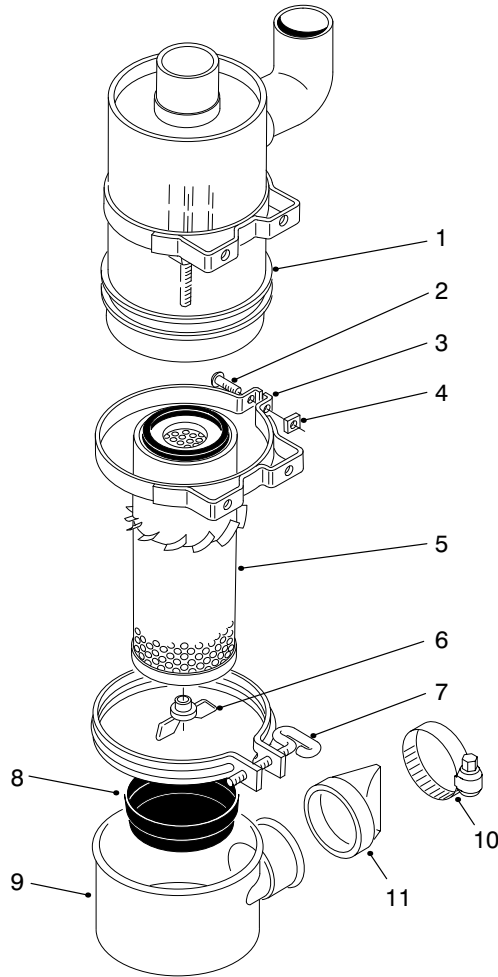


T-1665-3

FUEL TANK & AIR CLEANER ASSEMBLY

Ref. No.	Part No.	Description	No. Used
1	93-3102	Cap - Fuel	1
2	94-3801	Fuel Tank Assembly (Incl. Ref. #8, 9 & 14)	1
3	62-7650	Gasket - Sending Unit	1
4	63-7640	Unit - Sending	1
5	3253-15	Washer - Lock	5
6	32122-24	Screw - Round Hd.	5
7	5-3637	Washer - Flat	1
8	2412-36	Clamp	1
9	76-4430	Fitting - Fuel 90°	1
10	2412-108	Clamp - Hose	1
11	75-4706	Hose - Fuel	1
12	63-9640	Hose - Fuel	1
14	353-781	Fitting - Fuel 90°	1
15	87-3140	Support - Rear	1
16	323-4	Screw - Cap Hex. Hd.	2

Ref. No.	Part No.	Description	No. Used
17	32128-23	Nut - Flange	2
18	3290-357	Nut - Flange	2
19	94-5238	Hose - Air Cleaner	1
20	2412-92	Clamp - Hose	1
21	46-7510	Hood - Inlet, Air	1
22	322-2	Screw - Cap Hex. Hd.	4
23	94-5235	Air Cleaner Assembly	1
25	32128-20	Nut - Flange Lock	4
26	3296-42	Nut - Lock	2
27	87-3150	Support - Front	1
28	3274-54	Screw - Hex. Socket Hd.	2
29	87-3160	Strap - Tank Support	2
30	87-3170	Pad - Tank Support Strap	2
31	3234-38	Screw - Cap Hex. Hd.	2
32	92-2379	Clamp - Hose	1

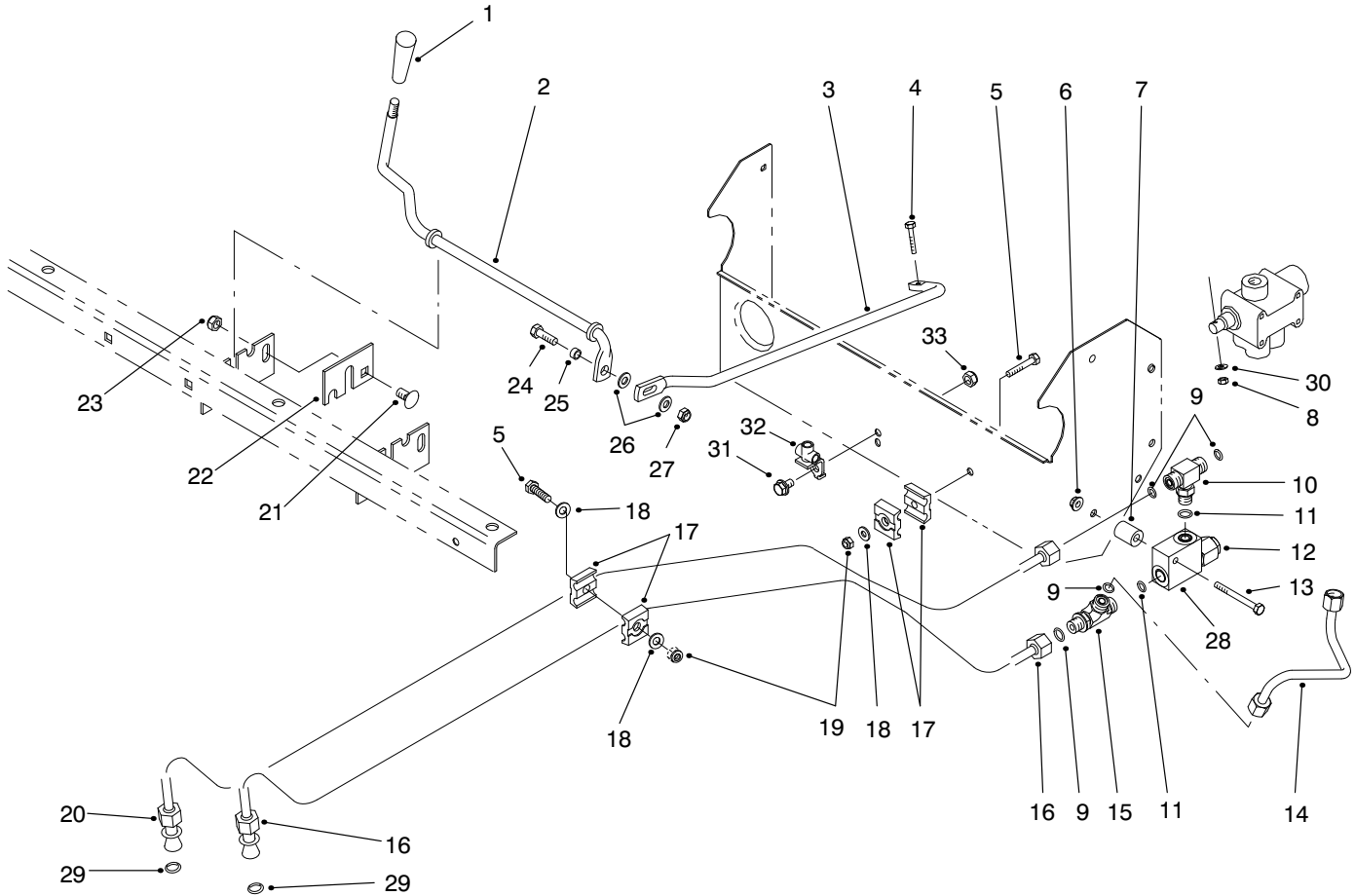


T-2507

AIR CLEANER ASSEMBLY

Ref. No.	Part No.	Description	No. Used	Ref. No.	Part No.	Description	No. Used
1		Body	1	7	33-1340	Clamp Assembly	1
2	3258-19	Screw - Round Head	2	8	33-1310	Baffle	1
3	33-1350	Band Assembly (Incl. Ref. #2 & 4)	2	9	87-9390	Cup	1
4	32107-11	Nut - Square	2	10	2412-130	Clamp - Hose	1
5	33-1300	Assembly - Element	1	11	87-9400	Valve	1
6	33-1330	Assembly - Nut	1	*	94-5235	Air Cleaner (Complete) (Incl. Ref. #1 & 5-11)	1

*Not Illustrated



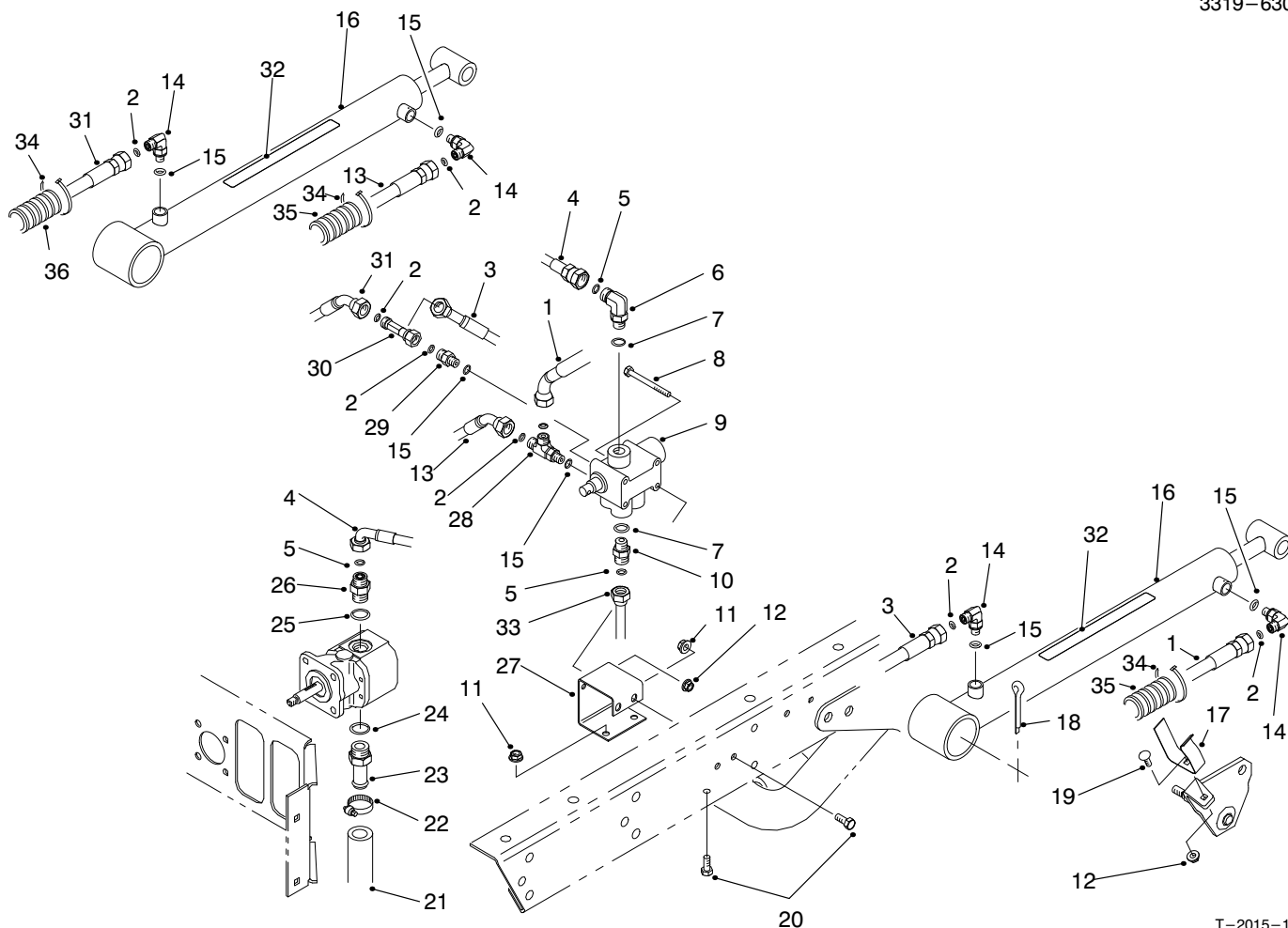
T-1610-1

LIFT VALVE LINKAGE ASSEMBLY

Ref. No.	Part No.	Description	No. Used
1	233-39	Knob	1
2	87-4500	Rod - Pivot	1
3	87-4510	Rod - Connecting	1
4	87-5150	Screw - Cap Hex. Hd.	1
5	321-9	Screw - Cap Hex. Hd.	2
6	32128-33	Nut - Flange Lock	1
7	75-9610	Spacer	1
8	87-5140	Nut - Lock	1
9	237-22	Seal - O-Ring	4
10	340-94	Fitting - Hydraulic Tee (Incl. Ref. #9 & 11)	1
11	237-42	Seal - O-Ring	2
12	92-2160	Cartridge - Relief Valve	1
13	321-15	Screw - Cap Hex. Hd.	1
14	87-4560	Tube - Hydraulic (Model 07205)	1
15	340-86	Fitting - Hydraulic Tee (Incl. Ref. #9 & 11)	1

Ref. No.	Part No.	Description	No. Used
16	87-9350	Hydraulic Tube Assembly (Incl. Ref. #29)	1
17	56-7973	Clamp - Hydraulic Tube	4
18	3256-22	Washer - Flat	3
19	3296-42	Nut - Lock	2
20	87-4540	Hydraulic Tube Assembly (Incl. Ref. #29)	1
21	3231-21	Bolt - Carriage	1
22	87-4490	Bracket - Hold-Down	1
23	3296-39	Nut - Lock	1
24	322-5	Screw - Cap Hex. Hd.	1
25	87-5080	Spacer - Connecting	1
26	3256-23	Washer - Flat	2
27	3296-29	Nut - Lock	1
28	92-2161	Body - Relief Valve	1
29	39-7310	Seal - O-Ring	2
30	3256-14	Washer - Flat	1
*	87-3680	Assembly - Relief Valve (Incl. Ref. #12 & 28)	1

*Not Illustrated

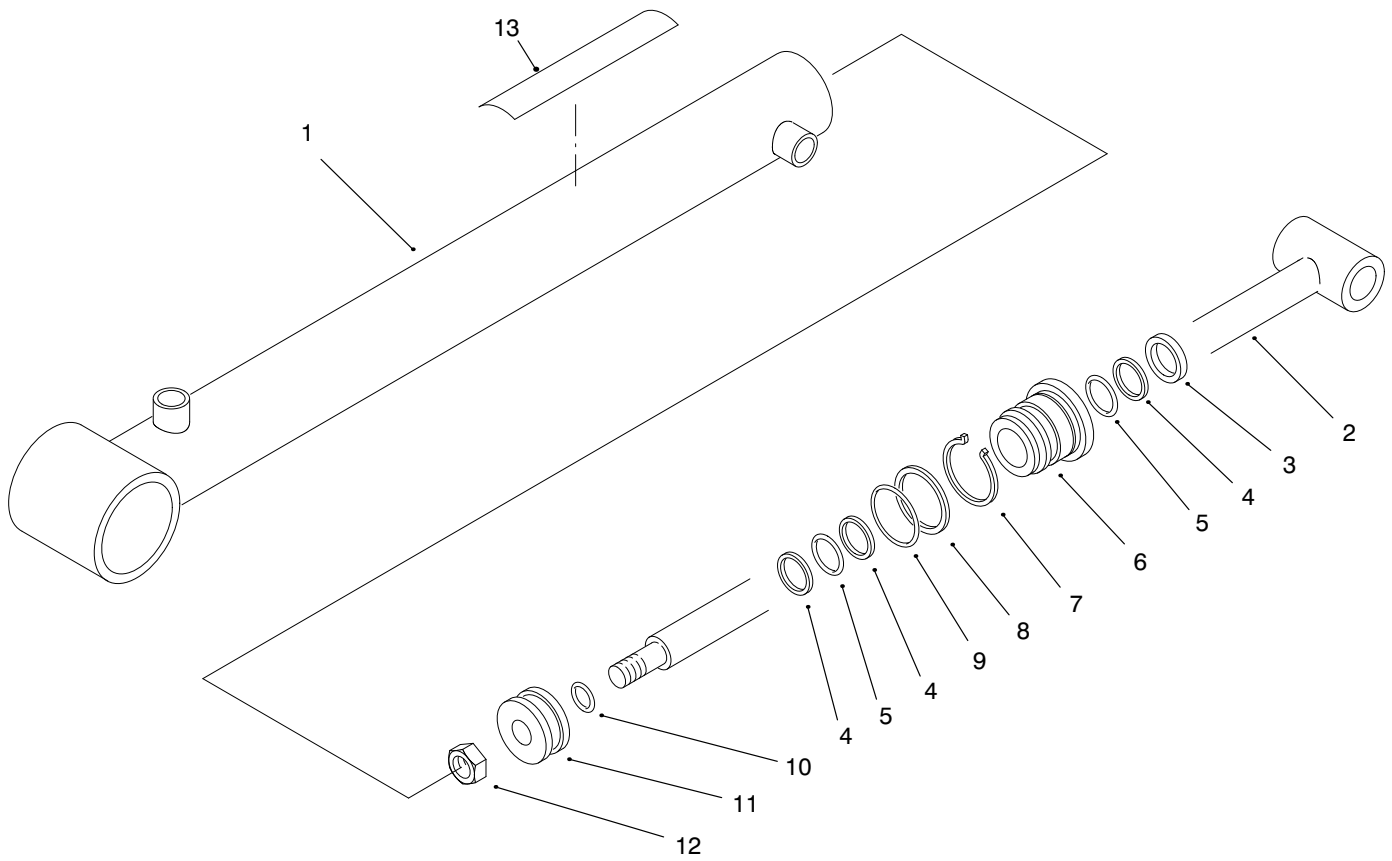


T-2015-1

LIFT VALVE & CYLINDER ASSEMBLY

Ref. No.	Part No.	Description	No. Used
1	92-2697	Hose - Hydraulic LH	1
2	237-21	Seal - O-Ring	6
3	87-4880	Hose - Hydraulic LH	1
4	87-4870	Hose - Hydraulic (Model 07205)	1
4	93-9552	Hose - Hydraulic (Model 07205TC)	1
5	237-22	Seal - O-Ring	3
6	340-77	Fitting - Hydraulic 90° (Incl. Ref. #5 & 7)	1
7	237-42	Seal - O-Ring	2
8	321-14	Screw - Cap Hex. Hd.	2
9	43-1950	Valve	1
10	340-2	Fitting - Straight (Incl. Ref. #5 & 7) (Model 07205)	1
10	340-77	Fitting - 90° (Incl. Ref. #5 & 7) (Model 07205TC)	1
11	32128-20	Nut - Flange Head	4
12	32128-33	Nut - Flange Head	4
13	87-4910	Hose - Hydraulic RH	1
14	340-132	Fitting - Hydraulic 90° (Incl. Ref. #2 & 15)	4
15	237-78	Seal - O-Ring	4
16	94-5203	Hydraulic Cylinder Assy. (Incl. Ref. #32)	2

Ref. No.	Part No.	Description	No. Used
17	87-3720	Retainer - Cylinder	2
18	3272-37	Pin - Cotter	2
19	3229-25	Screw - Carriage	2
20	322-3	Screw - Cap Hex. Hd.	4
21	87-3670	Hose - Hydraulic	1
22	2412-34	Clamp	1
23	354-136	Fitting - Hydraulic Straight (Incl. Ref. #24)	1
24	237-80	Seal - O-Ring	1
25	237-79	Seal - O-Ring	1
26	340-3	Fitting - Hydraulic Straight (Incl. Ref. #5 & 25)	1
27	87-4520	Bracket - Dump Valve	1
28	340-140	Fitting - Hydraulic Tee (Incl. Ref. #2 & 15)	1
29	340-92	Fitting - Hydraulic Straight (Incl. Ref. #2 & 15)	1
30	340-151	Fitting - Hydraulic Tee (Incl. Ref. #2)	1
31	87-4900	Hose - Hydraulic RH	1
32	87-7930	Decal - Warning	2
32	93-9852	Decal - Warning (Europe)	2
32	92-6415	Decal - Warning (Japan)	2
33	87-4560	Tube - Hydraulic	1
34	3290-378	Tie - Cable (Europe)	6
35	24-7923	Conduit - Hose (Europe)	2
36	24-7922	Conduit - Hose (Europe)	1



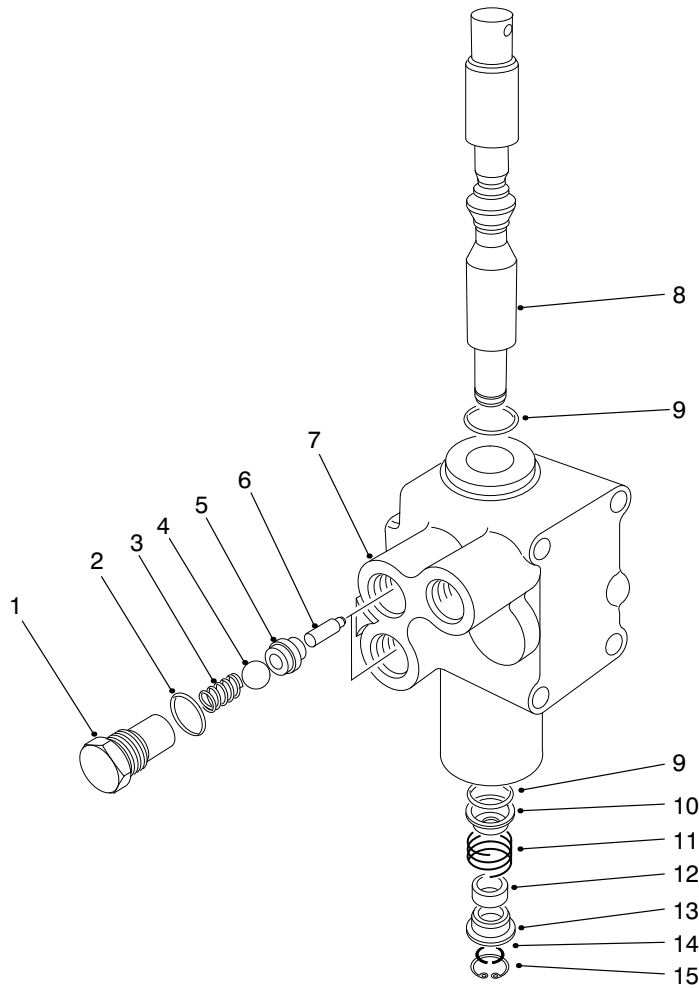
T-2342-1

LIFT CYLINDER NO. 94-5203

Ref. No.	Part No.	Description	No. Used
1	94-5206	Barrel Assembly	1
2	94-5207	Shaft	1
3		Seal - Dust	1
4		Backup	3
5		Seal - O-Ring	2
6	92-2162	Head	1
7	84-1680	Ring - Retaining	1
8		Backup	1

Ref. No.	Part No.	Description	No. Used
9		Seal - O-Ring	1
10		Seal - O-Ring	1
11	43-5150	Piston	1
12	32152-10	Nut	1
13	87-7930	Decal - Warning	1
*	92-2165	Kit - Repair (Incl. Ref. #3-5 & 8-10)	1

*Not Illustrated

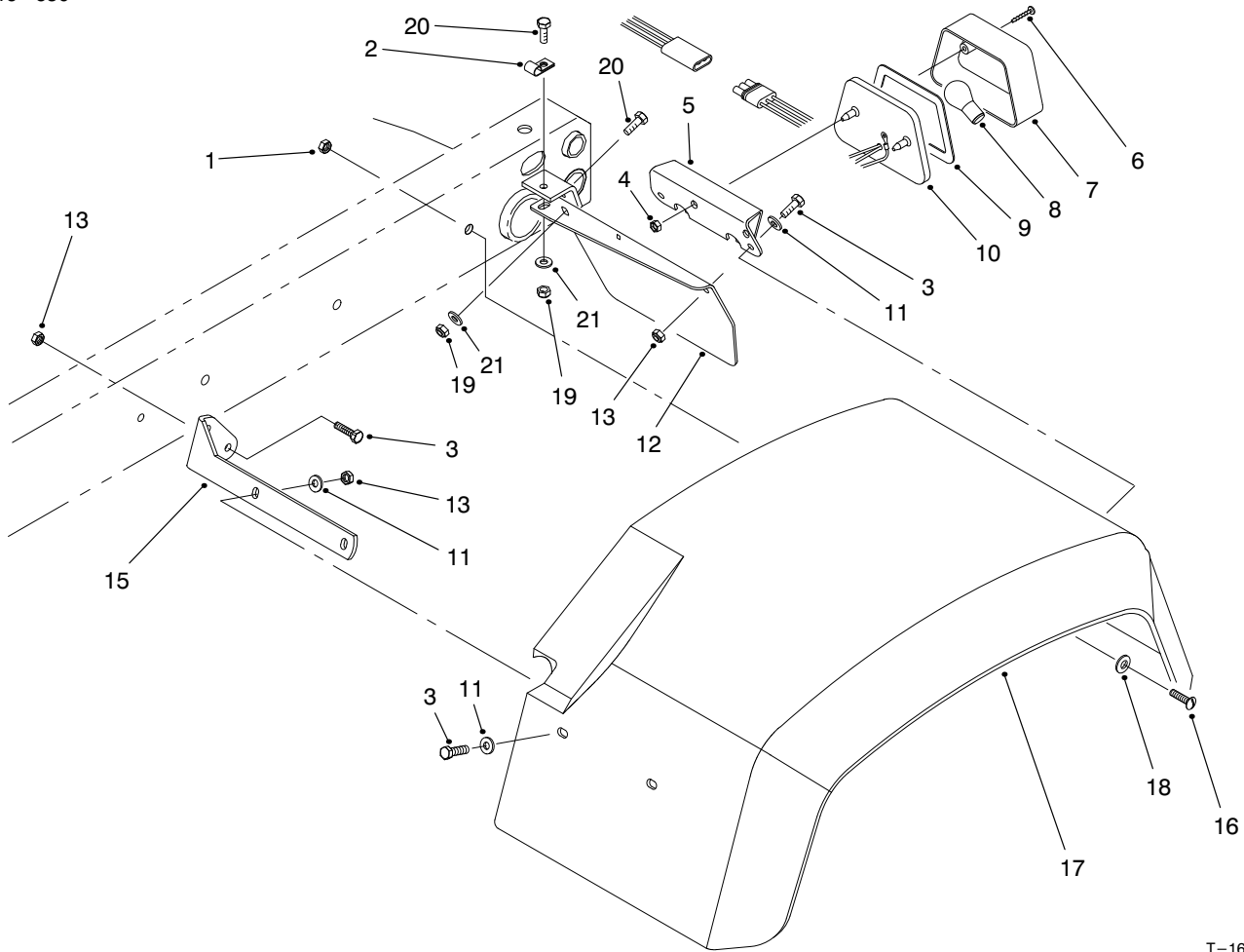


T-0236

CONTROL VALVE ASSEMBLY NO. 43-1950

Ref. No.	Part No.	Description	No. Used
1	22-8330	Plug	2
2	237-42	O-Ring	2
3	22-8340	Spring	2
4	22-8350	Ball	2
5	22-8370	Seat-Check Valve	2
6	22-8360	Pin - Cam	2
7		Body	1

Ref. No.	Part No.	Description	No. Used
8	22-8420	Spool	1
9	22-8500	O-Ring	2
10	22-8380	Retainer - Spring	2
11	22-8410	Spring	1
12	23-3030	Spacer	1
13	22-8480	Ring - Retaining, Spool	1
14	22-8490	Ring - Retaining	1



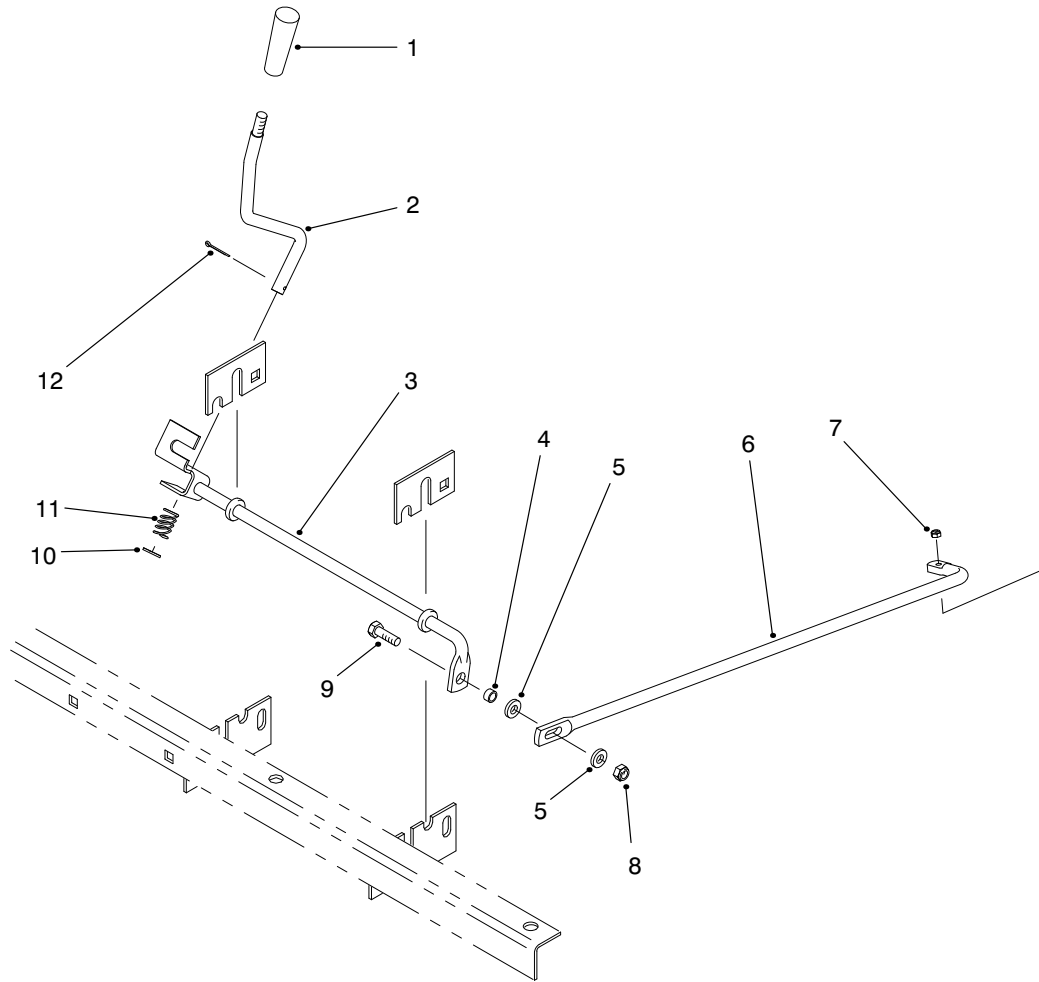
T-1613-1

REAR FENDER & TAIL LIGHT ASSEMBLY

Ref. No.	Part No.	Description	No. Used
1	3296-39	Nut - Lock	6
2	2412-93	Clamp - R	1
3	321-6	Screw - Cap Hex. Hd.	12
4	3290-506	Palnut	2
5	87-5770	U-Bracket - Tail Light	1
6	32144-93	Screw - Self Tapping	2
7	87-6300	Lens	1
8		Bulb (#1157 Std. 12 Volt)	1
9	87-6310	Gasket	1
10	87-2110	Tail Light Assembly (Incl. Ref. #6-9)	1

Ref. No.	Part No.	Description	No. Used
11	3256-22	Washer - Flat	12
12	93-8943	Plate - Tail Light LH	1
*	93-8944	Plate - Tail Light RH	1
13	3296-42	Nut - Lock	16
15	93-8941	Bracket - Front LH	1
*	93-8942	Bracket - Front RH	1
16	3274-94	Screw - Socket Button Hd.	6
17	87-6660	Fender - Rear 24"	2
18	3256-24	Washer - Flat	6
19	3296-29	Nut - Lock	4
20	322-5	Screw - Cap Hex. Hd.	4
21	3256-23	Washer - Flat	4

*Not Illustrated

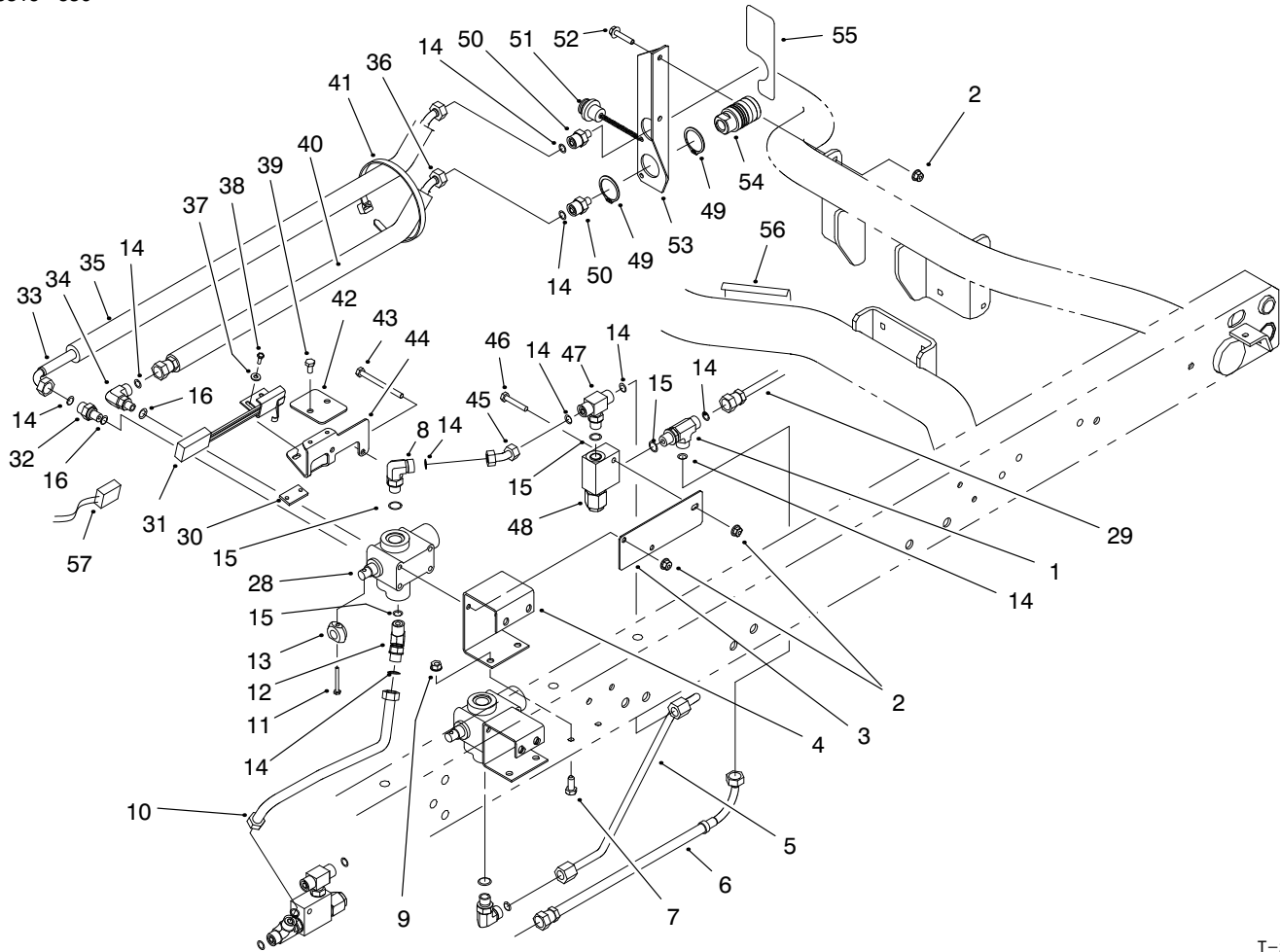


T-2623

REMOTE HYDRAULICS CONTROL LEVER & LINKAGE (Model 07205TC)

Ref. No.	Part No.	Description	No. Used
1	233-39	Knob	1
2	87-4580	Rod - Auxiliary Lever	1
3	87-4610	Rod - Auxiliary	1
4	87-5080	Spacer - Connecting Rod	1
5	3256-23	Washer - Flat	2
6	93-9536	Rod - Connecting	1

Ref. No.	Part No.	Description	No. Used
7	3296-2	Nut - Hex.	1
8	3296-29	Nut - Lock	1
9	322-5	Screw - Cap Hex. Hd.	1
10	3256-25	Washer - Flat	1
11	66-4850	Spring - Compression	1
12	3272-7	Pin - Cotter	1

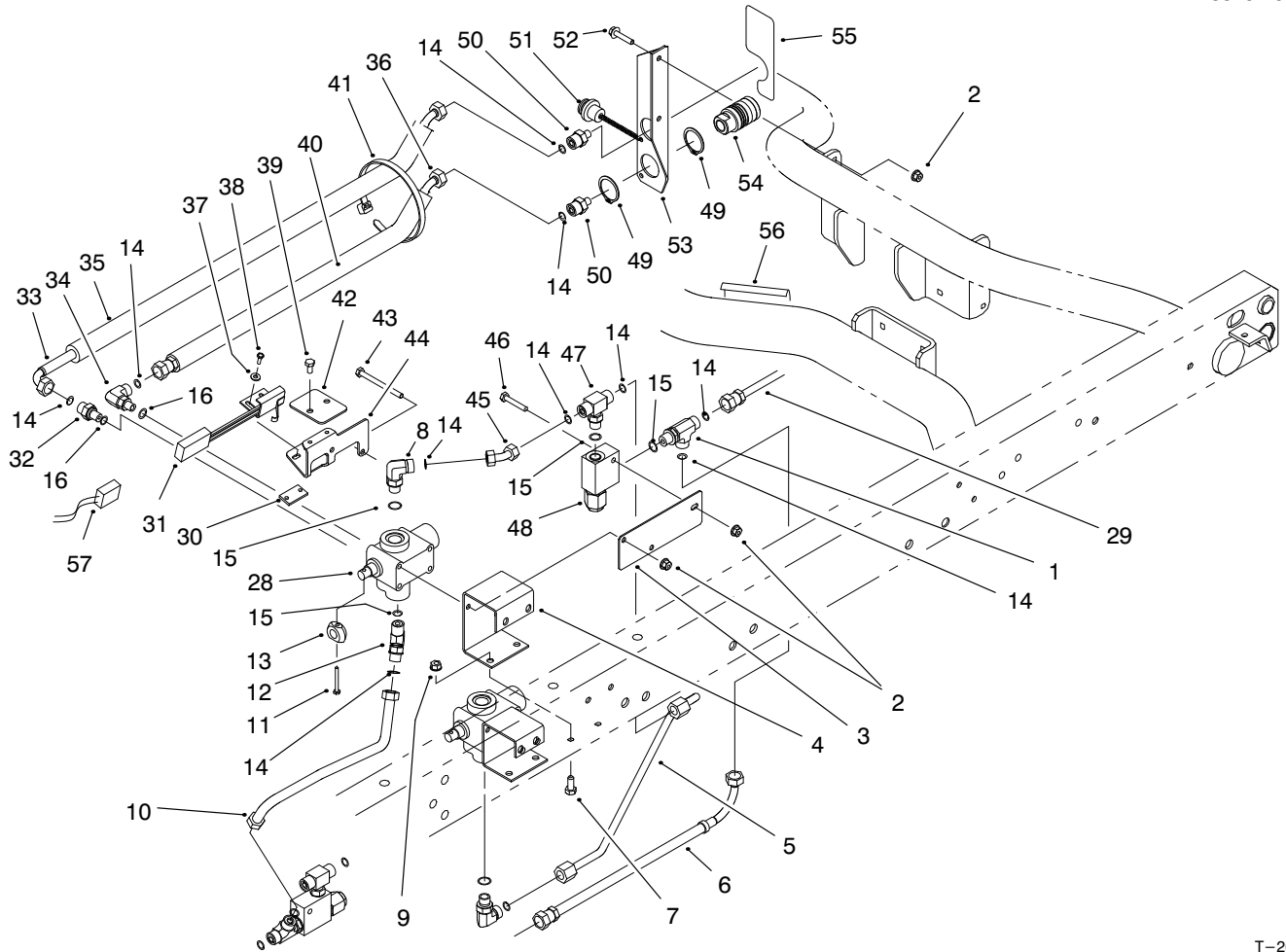


T-2624

REMOTE HYDRAULICS PLUMBING ASSEMBLY (Model 07205TC)

Ref. No.	Part No.	Description	No. Used
1	340-86	Fitting - Hydraulic Tee (Incl. Ref. #14 & 15)	1
2	32128-33	Nut - Flange Lock	5
3	92-2623	Plate - Valve Mount	1
4	87-4620	Bracket - Auxiliary Valve	1
5	93-9535	Hydraulic Tube Assembly	1
6	92-2624	Hydraulic Hose Assembly	1
7	322-3	Screw - Cap Hex. Hd.	4
8	340-77	Fitting - Hydraulic 90° (Incl. Ref. #14 & 15)	2
9	32128-20	Nut - Lock	4
10	92-2622	Hydraulic Tube Assembly	1
11	32105-5	Screw	1
12	340-87	Fitting - Hydraulic 45° (Incl. Ref. #14 & 15)	1
13	93-9542	Cam - Switch	1
14	237-22	Seal - O-Ring	10
15	237-42	Seal - O-Ring	5
16	237-78	Seal - O-Ring	3
28	43-1710	Remote Hyds. Valve Assy.	1
29	94-5255	Hydraulic Hose Assembly	1
30	93-9539	Strip - Tapped	1
31	92-7905	Switch & Bracket Assembly	1
32	340-88	Fitting - Hydraulic Straight (Incl. Ref. #14 & 16)	1

Ref. No.	Part No.	Description	No. Used
33	92-2606	Hydraulic Hose Assembly	1
34	340-97	Fitting - Hydraulic 90° (Incl. Ref. #14 & 16)	1
35	93-9540	Sleeve - Protective	1
36	92-2605	Hydraulic Hose Assembly	1
37	3256-14	Washer - Flat	2
38	32105-8	Screw	2
39	321-2	Screw - Hex. Hd.	2
40	93-9551	Sleeve - Protective	1
41	3290-378	Tie - Cable	6
42	93-9538	Cover - Switch	1
43	321-23	Screw - Hex. Hd.	2
44	93-9537	Bracket - Switch Mounting	1
45	92-2620	Hydraulic Tube Assembly	1
46	321-9	Screw - Hex. Hd.	1
47	340-94	Fitting - Hydraulic Tee (Incl. Ref. #14 & 15)	1
48	92-2625	Relief Valve Assembly (1900 psi)	1
49	92-2601	Ring - Retaining	4
50	340-12	Fitting - Hydraulic Straight (Incl. Ref. #14)	2
51	92-2603	Plug - Dust	2
52	3234-21	Screw - Hex. Hd.	2



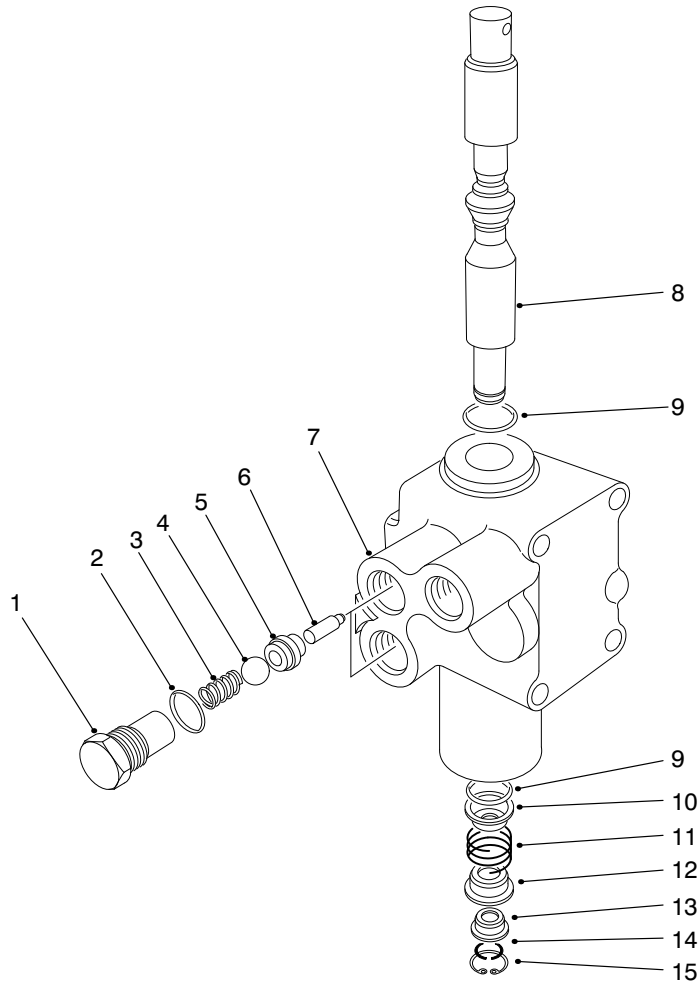
T-2624

REMOTE HYDRAULICS PLUMBING ASSEMBLY (Model 07205TC) (Continued)

Ref. No.	Part No.	Description	No. Used
53	92-2771	Rear Coupler Bracket Assy. (Incl. Ref. #55)	1
54	92-2602	Coupling - Hyd. Female	2
55	92-2610	Decal - Coupler (US)	1
*	93-9089	Decal - Coupler (CE)	1
*	92-5339	Decal - Coupler (JAP)	1

Ref. No.	Part No.	Description	No. Used
56	92-2611	Decal - Caution (US)	1
*	93-9090	Decal - Caution (CE)	1
*	92-5466	Decal - Caution (JAP)	1
57	93-9541	Harness - Wire	1

*Not Illustrated

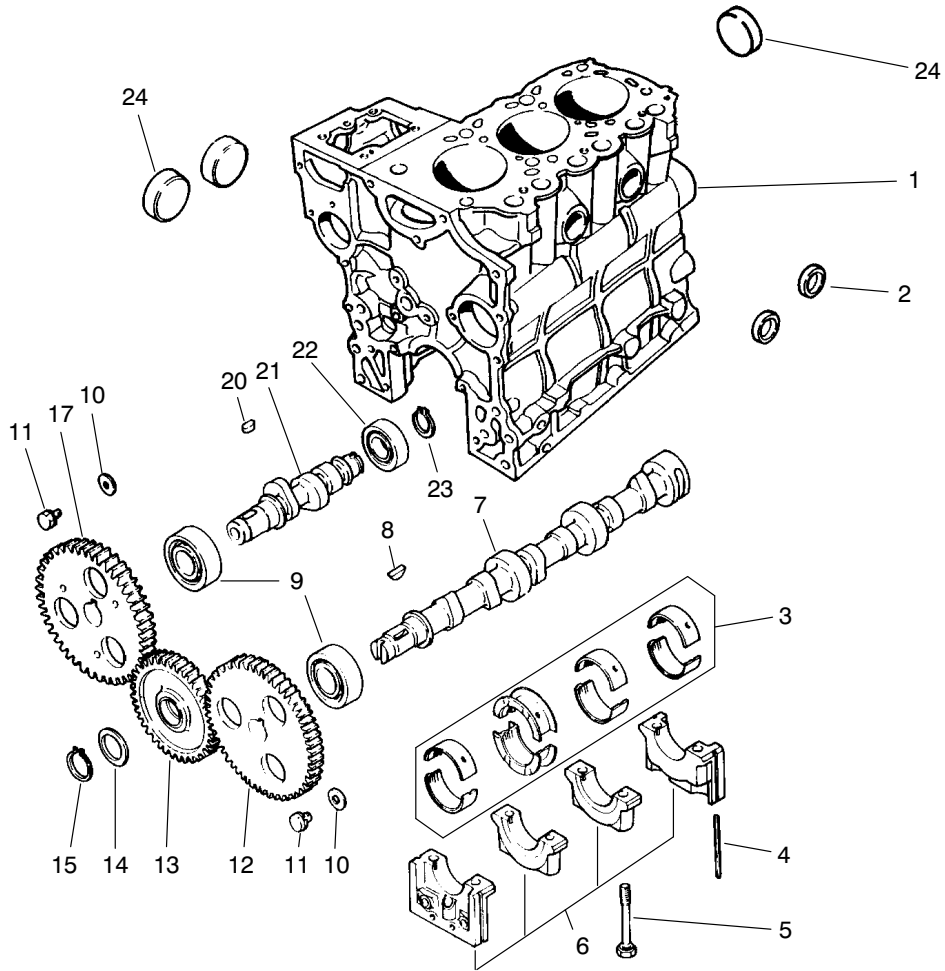


T-0280-1

REMOTE HYDRAULICS VALVE ASSEMBLY NO. 43-1710

Ref. No.	Part No.	Description	No. Used
1	22-8330	Plug	2
2	237-42	O-Ring	2
3	22-8340	Spring	2
4	22-8350	Ball	2
5	22-8370	Seat-Check Valve	2
6	22-8360	Pin - Cam	2
7	43-1730	Body	1
8	22-8420	Spool	1

Ref. No.	Part No.	Description	No. Used
9	22-8500	O-Ring	2
10	22-8380	Retainer - Spring	2
11	22-8410	Spring	1
12	22-8390	Retainer - Spring	1
13	22-8400	Spacer - Float	1
14	22-8480	Ring - Retaining, Spool	1
14	22-8490	Ring - Retaining	1



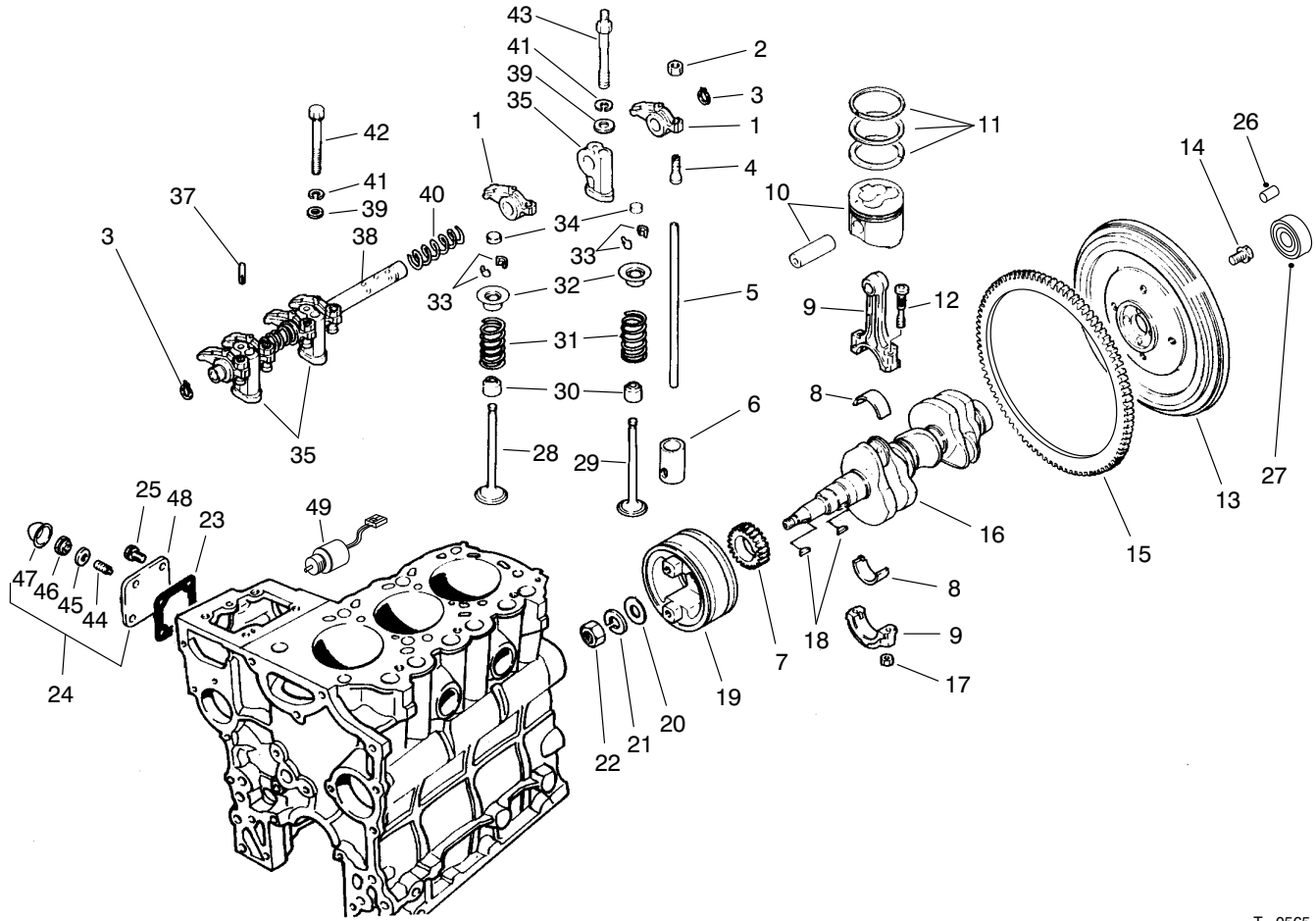
T-0564-1

CAMSHAFT ASSEMBLY

Ref. No.	Part No.	Description	No. Used
1	94-1257	Block Sub-Assembly (Incl. Ref. #2, 5, 6 & 24)	1
2	42-7080	Cap	2
3	75-4900	Bearing Set STD	1
*	67-2410	Bearing Set 0.25	1
*	67-2420	Bearing Set 0.50	1
4	67-2200	Seal	4
5	67-2250	Bolt	8
6		Cap Assembly	1
7	67-3010	Cam Shaft	1
8	56-0480	Key - Woodruff	1
9	67-3030	Bearing	2

Ref. No.	Part No.	Description	No. Used
10	67-3000	Washer	2
11	42-9490	Bolt w/Washer	2
12	92-0827	Gear	1
13	92-0842	Gear Assembly	1
14	92-0839	Plate	1
15	92-0841	Ring - Retaining	1
17	92-0840	Gear	1
20	42-7840	Key	1
21	67-3060	Shaft	1
22	67-3050	Bearing	1
23	67-3080	Ring - Retaining	1
24	56-0020	Plug	3

*Not Illustrated



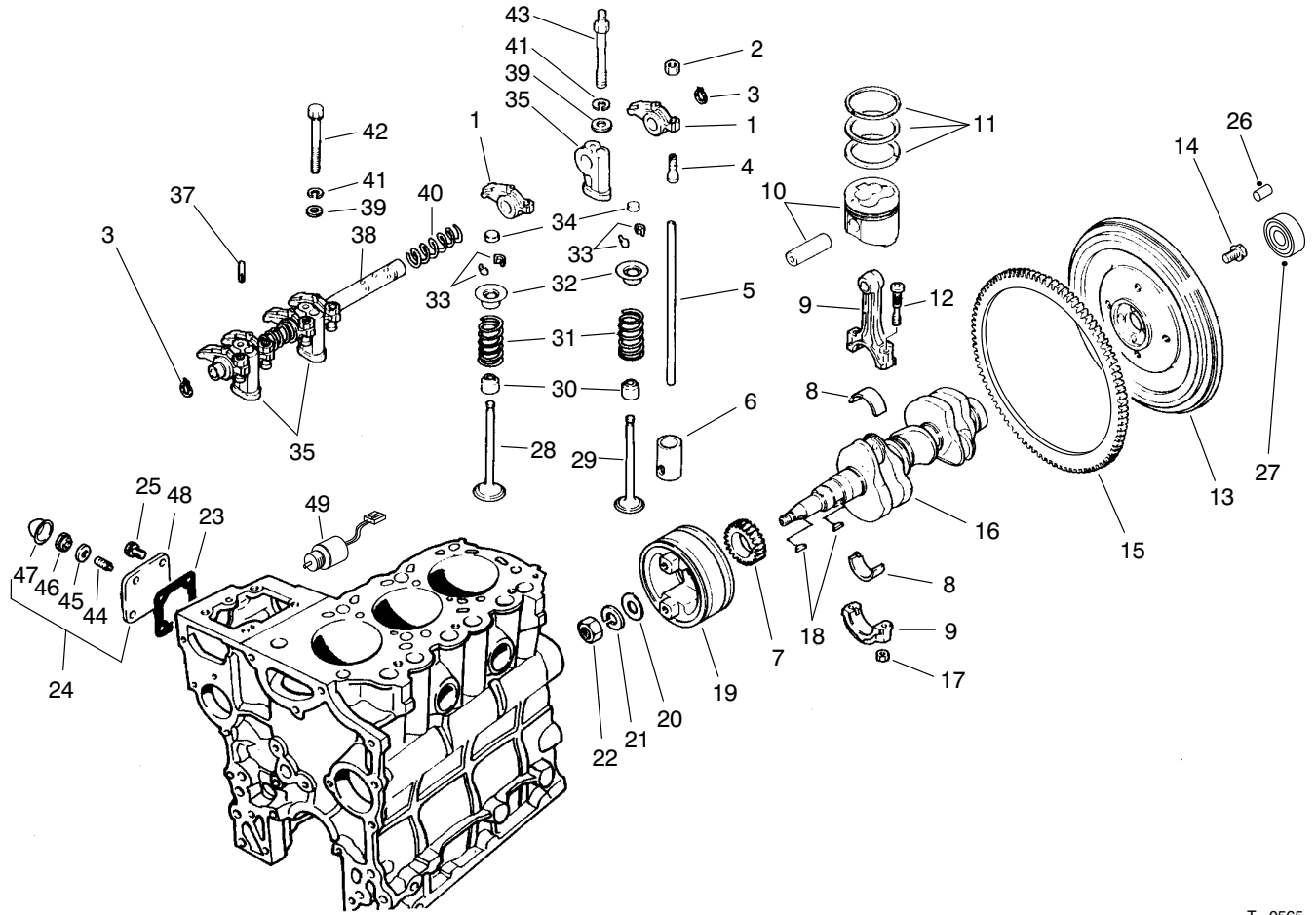
T-0565-1

VALVES AND CRANKSHAFT ASSEMBLY

Ref. No.	Part No.	Description	No. Used
1	67-3160	Arm - Rocker	6
2	67-3230	Nut - Jam	6
3	67-3240	Ring - Retaining	2
4	67-3210	Screw - Adjusting	6
5	67-3150	Rod - Push	6
6	67-3120	Tappet	6
7	92-0835	Gear	1
8	75-5010	Bearing Set STD	3
*	67-2890	Bearing Set 0.25 US	3
*	67-2900	Bearing Set 0.50 US	3
9	67-2850	Connecting Rod Assembly (Incl. Ref. #12 & 17)	3
10	93-8973	Piston & Pin Set STD	3
*	93-8975	Piston & Pin Set 0.25 OS	3
*	93-8976	Piston & Pin Set 0.50 OS	3
11	75-5050	Ring Set STD	3
*	75-5060	Ring Set 0.25 OS	3
*	75-5070	Ring Set 0.50 OS	3
12	67-2860	Bolt	6
13	92-0836	Flywheel Assembly (Incl. Ref. #15)	1
14	67-2990	Bolt	4
15	67-2980	Gear - Ring	1
16	92-0845	Crankshaft	1
17	42-9590	Nut	6
18	56-0480	Key - Woodruff	2

Ref. No.	Part No.	Description	No. Used
19	70-8680	Pulley - Crankshaft	1
20	67-2950	Washer	1
21	67-2960	Washer - Lock	1
22	67-2940	Nut - Jam	1
23	67-4310	Gasket	1
24	75-5110	Cover Assembly (Incl. Ref. #44-48)	1
25	42-9440	Bolt W/Washer	4
26	51-5610	Pin - Dowel	3
27	92-1914	Bearing - Ball	1
28	67-3130	Valve - Intake	3
29	67-3140	Valve - Exhaust	3
30	42-7870	Seal	6
31	67-3110	Spring	6
32	67-3100	Retainer	6
33	42-7860	Lock	12
34	67-3180	Cap	6
35	67-3200	Stay - Rocker	3
37	67-3220	Pin	1
38	67-3190	Rocker Shaft Assembly	1
39	42-9660	Washer	4
40	67-3170	Spring	2
41	67-3260	Washer	6
42	42-9510	Bolt	1
43	67-3250	Bolt - Rockers Stay	2
44	43-3160	Screw - Adjusting	1

*Not Illustrated

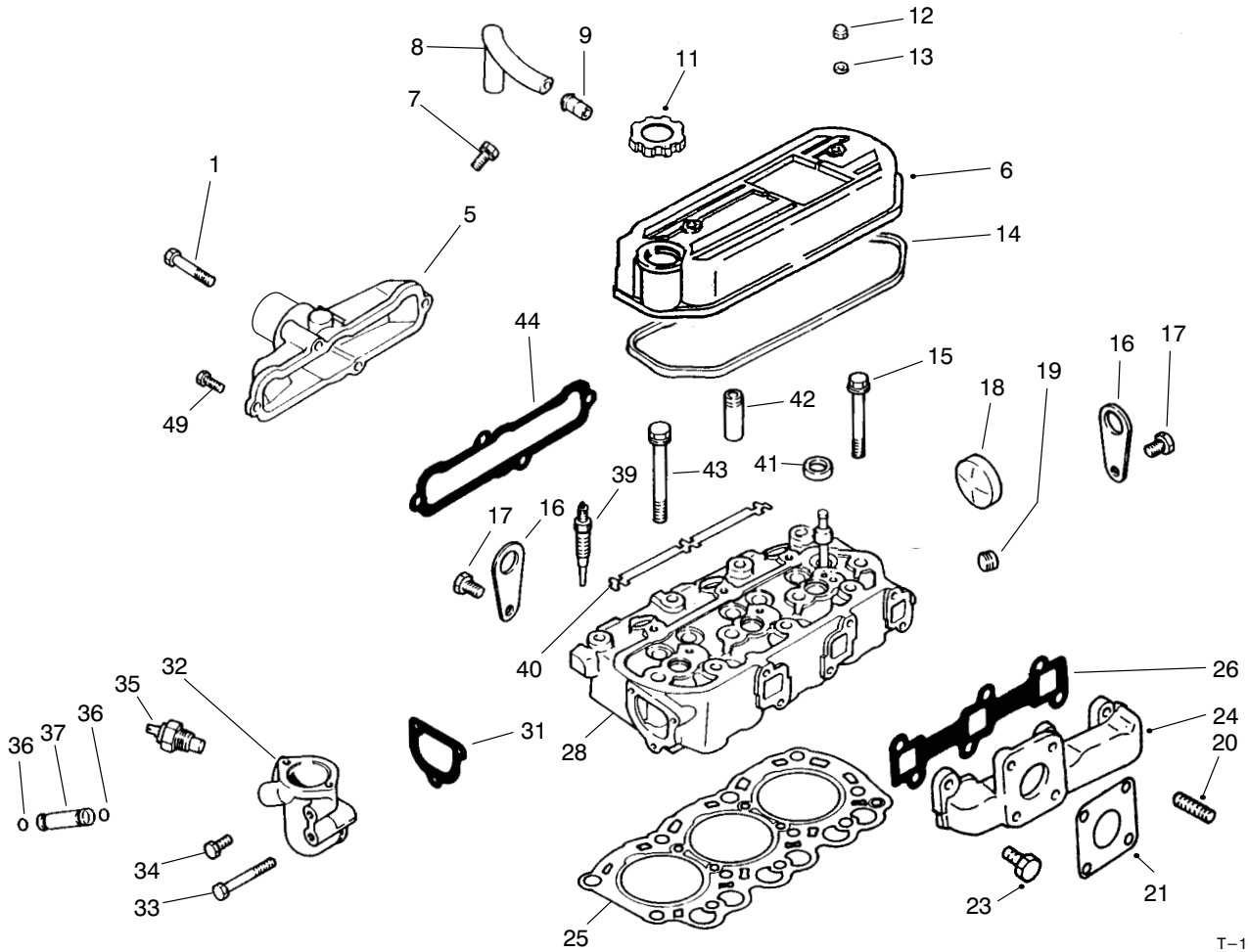


T-0565-1

VALVES AND CRANKSHAFT ASSEMBLY (Continued)

Ref. No.	Part No.	Description	No. Used
45	75-5120	Gasket	1
46	43-5960	Nut - Special	1
47	43-2820	Cap - Sealing	1

Ref. No.	Part No.	Description	No. Used
48	67-4250	Cover	1
49	63-7440	Solenoid - Shutoff	1

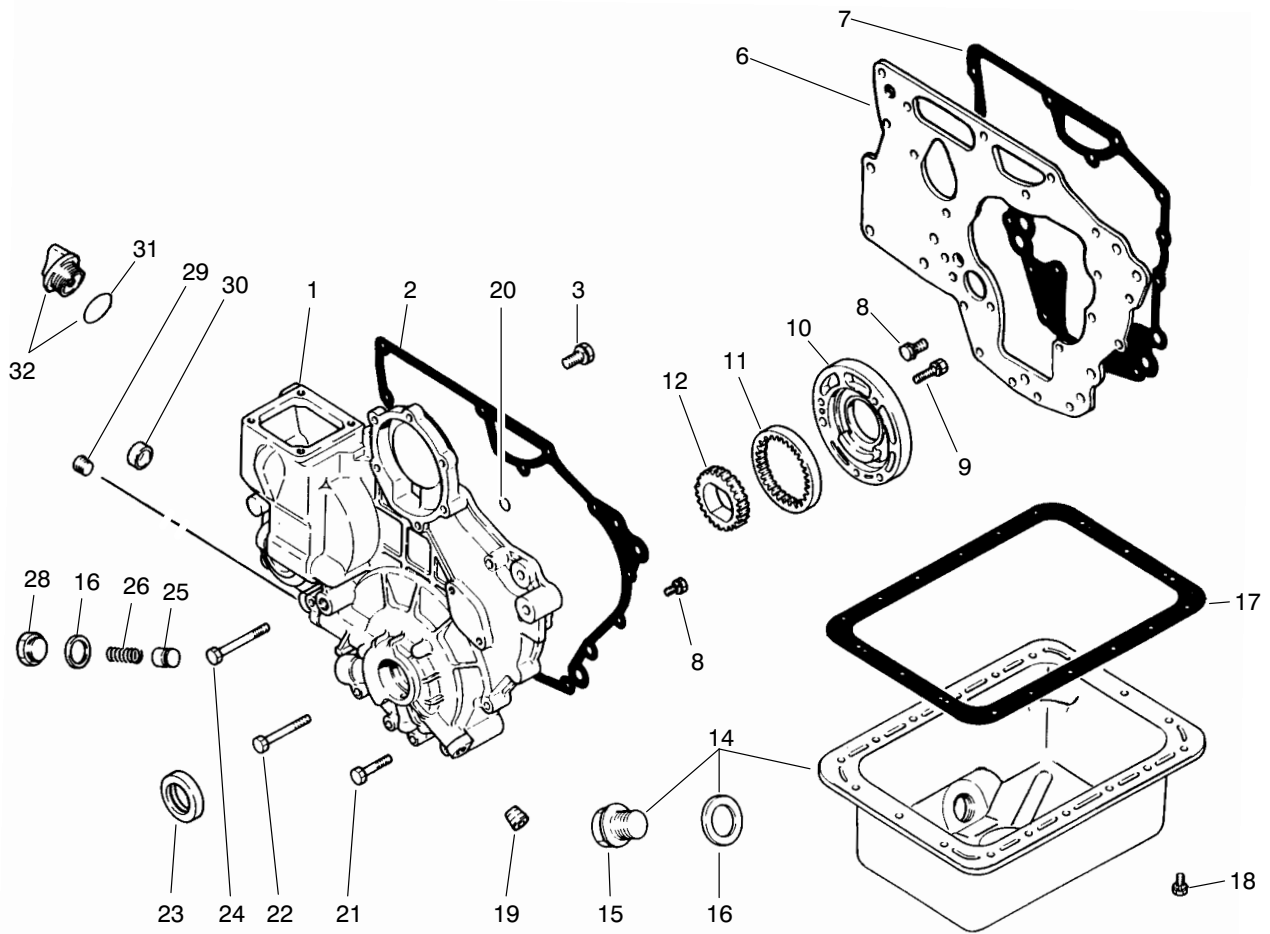


T-1666-1

CYLINDER HEAD ASSEMBLY

Ref. No.	Part No.	Description	No. Used
1	67-4400	Bolt	2
5	94-3533	Cover (Intake)	1
6	92-0846	Cover Assembly (Incl. Ref. #9)	1
7	42-9430	Bolt w/Washer	1
8	67-2670	Hose - Breather	1
9	42-7510	Pipe	1
11	92-0847	Oil Filler Cap Assembly	1
12	67-2770	Nut - Cap	2
13	67-2780	Washer	2
14	67-2760	Gasket	1
15	67-2740	Bolt - Flange	3
16	67-2680	Hanger - Engine	2
17	67-2340	Bolt w/Washer	2
18	56-0020	Plug - Expansion	1
19	67-2570	Plug - Taper	1
20	42-9570	Stud	4
21	42-9110	Gasket	1
23	67-4590	Bolt	6

Ref. No.	Part No.	Description	No. Used
24	70-8750	Manifold - Exhaust	1
25	94-1258	Gasket - Cylinder Head	1
26	67-4570	Gasket - Exhaust Manifold	1
28	93-8970	Cylinder Head Assembly (Incl. Ref. #18, 41 & 42)	1
31	67-4460	Gasket (Thermostat Fitting)	1
32	92-0837	Fitting - Thermostat	1
33	67-4470	Bolt	1
34	67-2330	Bolt	4
35	67-4510	Gauge Nut - Water Temp.	1
36	43-2710	O-Ring	2
37	67-4480	Pipe - By-Pass	1
39	92-0844	Plug - Glow	3
40	67-4690	Plate - Glow Plug	1
41	67-2710	Cap - Sealing	3
42	67-2700	Guide - Valve	6
43	67-2730	Bolt	8
44	67-4550	Gasket - Intake Manifold	1



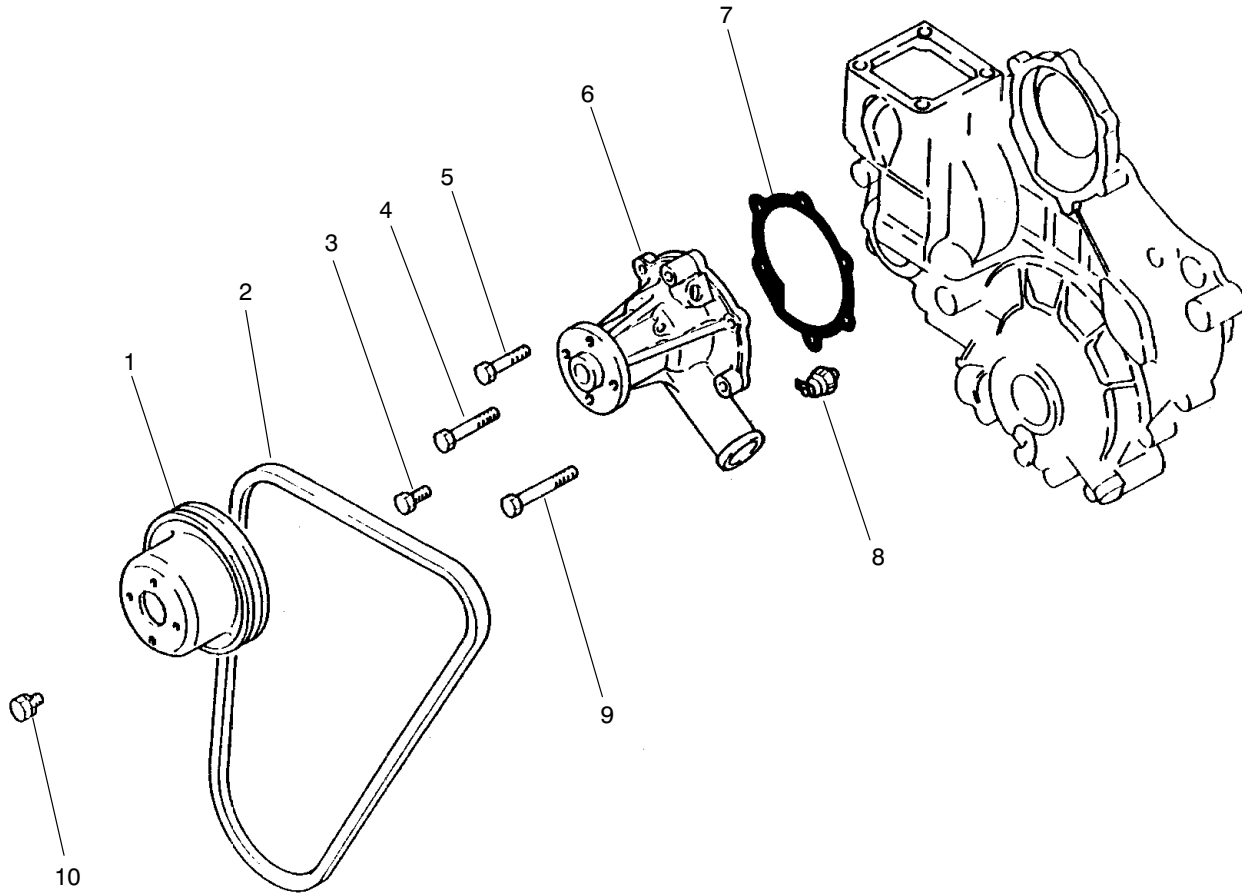
T-0567-1

CRANKCASE ASSEMBLY

Ref. No.	Part No.	Description	No. Used
1	94-1259	Case Sub-Assembly	1
2	67-2580	Gasket - Case	1
3	67-2340	Bolt w/Washer	3
6	67-2310	Plate	1
7	67-2320	Gasket - Plate	1
8	42-9440	Bolt w/Washer	11
9	67-2560	Bolt w/Washer	3
10	67-2550	Housing - Oil Pump	1
11	67-2540	Gear - Outer	1
12	67-2530	Gear - Inner	1
14	75-4910	Oil Pan Assembly (Incl. Ref. #15-16)	1
15	42-9260	Plug	1
16	42-7290	Gasket - Oil Drain	2
17	67-2480	Gasket - Oil Pan	1
18	42-9490	Bolt w/Washer	18

Ref. No.	Part No.	Description	No. Used
19	42-7210	Plug	1
20	67-2630	O-Ring	2
21	67-2600	Bolt	3
22	67-2610	Bolt	4
23	67-2590	Oil Seal	1
24	67-2620	Bolt	1
25	67-2500	Plunger	1
26	67-2510	Spring	1
28	67-2520	Plug	1
29	67-2570	Plug	1
30	67-2640	Cap	1
31	67-2660	O-Ring	1
32	67-2650	Oil Fill Cap Assembly (Inc. Ref. #31)	1
*	75-5040	Gasket Kit (Incl. Ref. #2, 7, 16 & 17)	1

*Not Illustrated

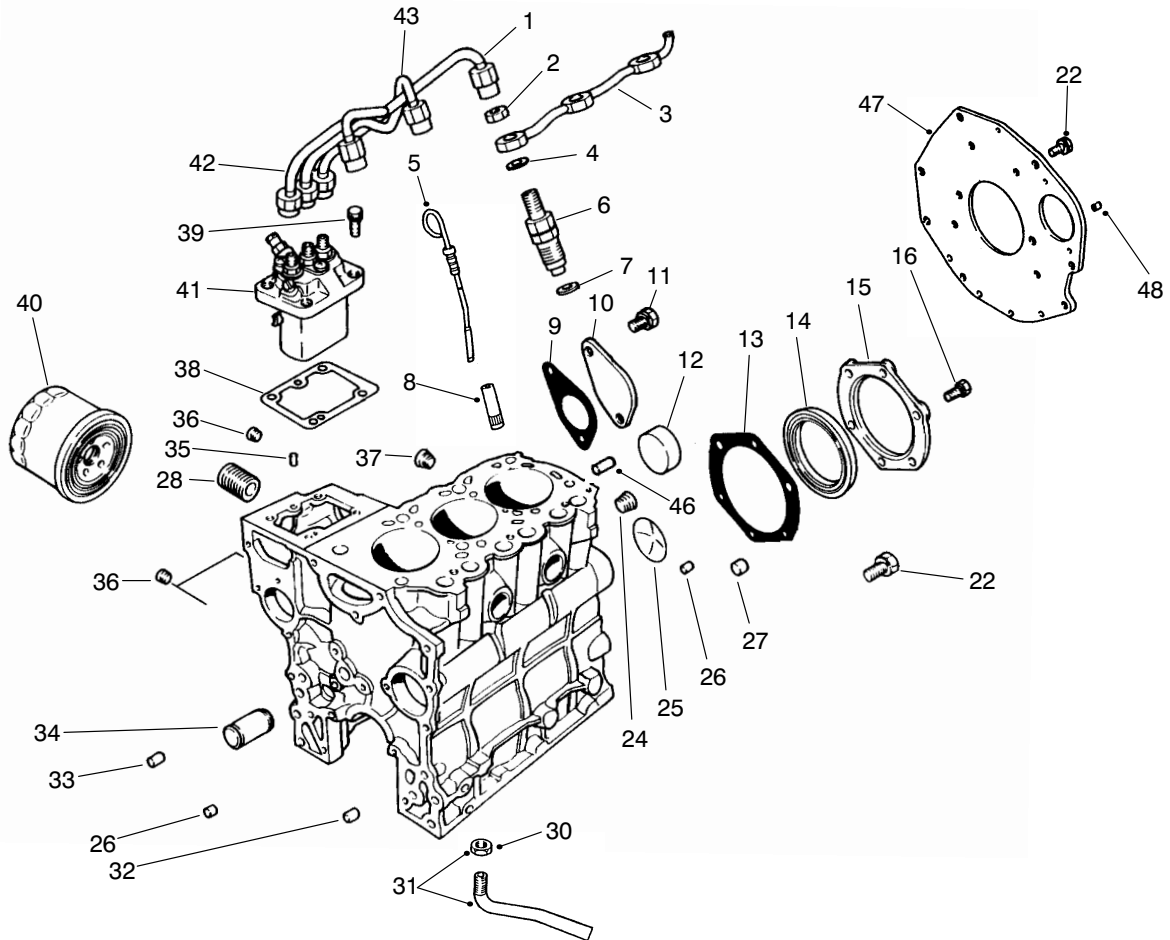


T-0568-1

WATER PUMP ASSEMBLY

Ref. No.	Part No.	Description	No. Used
1	67-4360	Pulley	1
2	67-4410	V-Belt	1
3	67-2330	Bolt	2
4	67-4400	Bolt	1
5	67-2600	Bolt	1

Ref. No.	Part No.	Description	No. Used
6	67-4380	Pump Assembly	1
7	67-4390	Gasket	1
8	67-4350	Oil Pressure Switch	1
9	67-2610	Bolt	2
10	42-9490	Bolt w/Washer	4

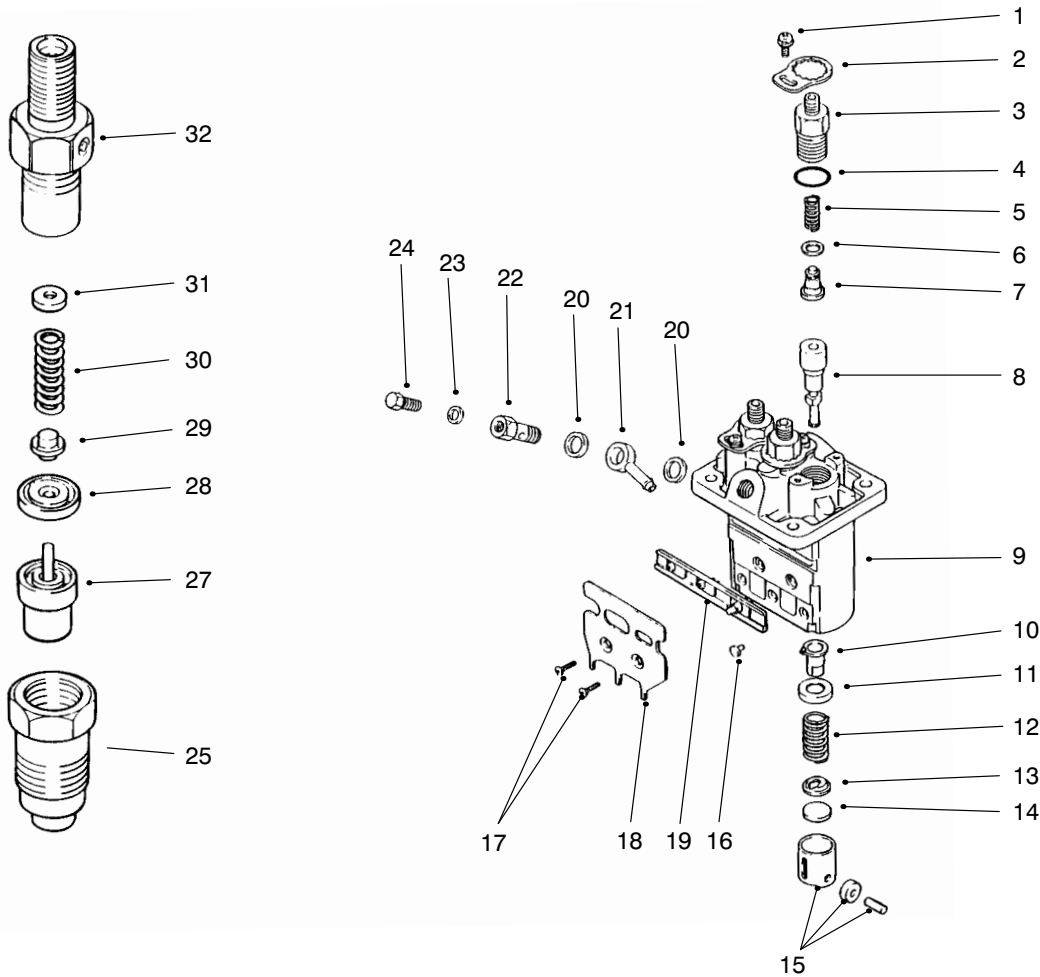


T-1667-1

FUEL SUPPLY & ENGINE BLOCK ASSEMBLY

Ref. No.	Part No.	Description	No. Used	Ref. No.	Part No.	Description	No. Used
1	67-3420	Assy. - Pipe No. 3	1	32	67-2370	Bushing	1
2	67-3430	Nut	3	33	42-7190	Bushing	2
3	70-8700	Pipe - Fuel Return	1	34	93-8972	Shaft - Idler	1
4	67-3440	Gasket	3	35	56-0220	Pin	2
5	67-2450	Dipstick	1	36	67-2210	Plug	3
6	67-3380	Nozzle & Holder Assembly	1	37	56-0100	Plug	1
7	67-3390	Gasket	3	38	67-3280	Shim 0.2	1
8	67-2220	Guide	1	*	67-3290	Shim 0.3	1
9	67-2300	Gasket	1	*	67-3300	Shim 0.5	1
10	67-2290	Cover	1	*	67-3310	Shim 0.4	1
11	67-2340	Bolt w/Washer	2	*	67-3320	Shim 0.6	1
12	56-0020	Plug	3	*	67-3330	Shim 0.7	1
13	67-2280	Gasket	1	*	67-3340	Shim 0.8	1
14	67-2230	Oil Seal	1	*	67-3350	Shim 0.9	1
15	67-2270	Case	1	*	67-3360	Shim 1.0	1
16	67-2330	Bolt	6	39	67-3370	Bolt w/Washer	4
22	67-2440	Bolt w/Washer	6	40	67-4330	Oil Filter Assembly	1
24	67-2390	Plug	1	41	75-5020	Pump Assembly	1
25	67-2350	Plug	1	42	67-3400	Pipe No. 1 Assembly	1
26	67-2360	Bushing	2	43	67-3410	Pipe No. 2 Assembly	1
27	67-2380	Bushing	3	46	42-7160	Pin - Dowel	1
28	56-1230	Shaft - Oil Filter	1	47	92-0830	Plate - Rear	1
30	42-9650	Nut - Jam	1	48	92-0831	Pin - Knock	1
31	67-4340	Screen Assembly (Incl. Ref. #30)	1				

*Not Illustrated



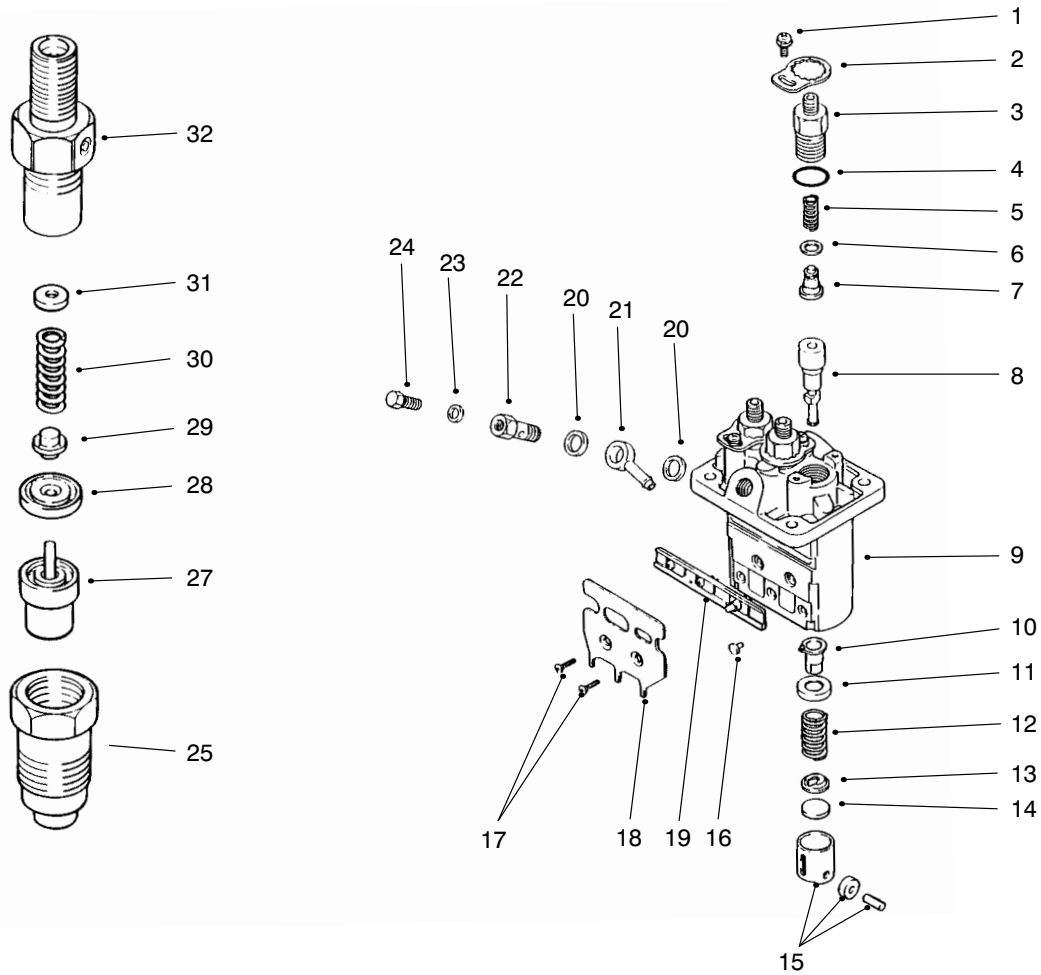
T-0570-3

FUEL INJECTION PUMP ASSEMBLY

Ref. No.	Part No.	Description	No. Used
1	67-3770	Screw w/Washer	3
2	67-3760	Plate - Lock	3
3	67-3470	Holder - Delivery Valve	3
4	67-3480	O-Ring	3
5	67-3490	Spring	3
6	42-8240	Gasket	3
7	67-3500	Sub-Assy. - Valve	3
8	75-4970	Sub-Assy. - Element	3
9	67-3460	Sub-Assy. - Housing	1
10	67-3520	Sub-Assy. - Sleeve	3
11	67-3530	Seat	3
12	67-3540	Spring	3
13	67-3550	Seat	3
14	67-3560	Plate - Shim 1.85	1
*	67-3570	Plate - Shim 1.9	1
*	67-3580	Plate - Shim 1.95	1
*	67-3590	Plate - Shim 2.0	1
*	67-3600	Plate - Shim 2.05	1
*	67-3610	Plate - Shim 2.1	1
*	67-3620	Plate - Shim 2.15	1
*	67-3630	Plate - Shim 2.2	1

Ref. No.	Part No.	Description	No. Used
*14	67-3640	Plate - Shim 2.25	1
*	67-3650	Plate - Shim 2.3	1
*	67-3660	Plate - Shim 2.35	1
*	67-3670	Plate - Shim 2.4	1
*	67-3680	Plate - Shim 2.45	1
*	67-3690	Plate - Shim 2.5	1
15	67-3700	Tappet Assembly	3
16	67-3810	Pin	3
17	67-3790	Screw	2
18	67-3800	Bracket	1
19	67-3780	Rack Assembly	1
20	67-3750	Washer	2
21	67-3740	Nipple	1
22	67-3730	Screw	1
23	67-3720	Washer	1
24	67-3710	Screw - Air Bleed	1
25	67-3970	Nut	3
27	67-3960	Nozzle Assembly	3
28	67-3950	Piece	3
29	67-3940	Pin	3
30	67-3930	Spring	3

*Not Illustrated



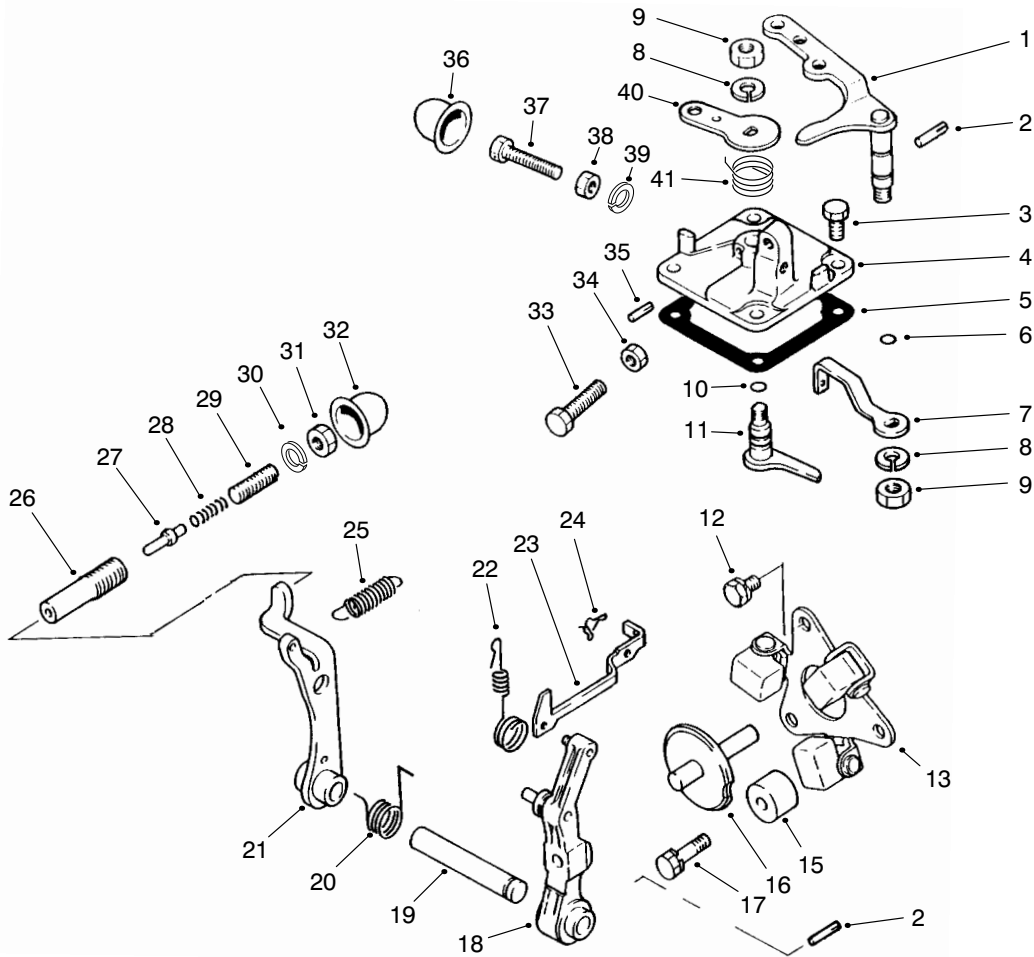
T-0570-3

FUEL INJECTION PUMP ASSEMBLY

Ref. No.	Part No.	Description	No. Used
31	67-3830	Washer 1.25	1
*	67-3840	Washer 1.3	1
*	67-3850	Washer 1.35	1
*	67-3860	Washer 1.4	1
*	67-3870	Washer 1.45	1
*	67-3880	Washer 1.5	1
*	67-3890	Washer 1.55	1
*	67-3900	Washer 1.6	1
*	67-3910	Washer 1.65	1
*	67-3920	Washer 1.7	1

Ref. No.	Part No.	Description	No. Used
32	75-5000	Body Sub-Assy.	3
*	53-8150	Pump Assembly (Incl. Ref. #1-24)	1
*	67-3380	Nozzle & Holder Assembly (Incl. Ref. #25-32)	3

*Not Illustrated



T-0571-2

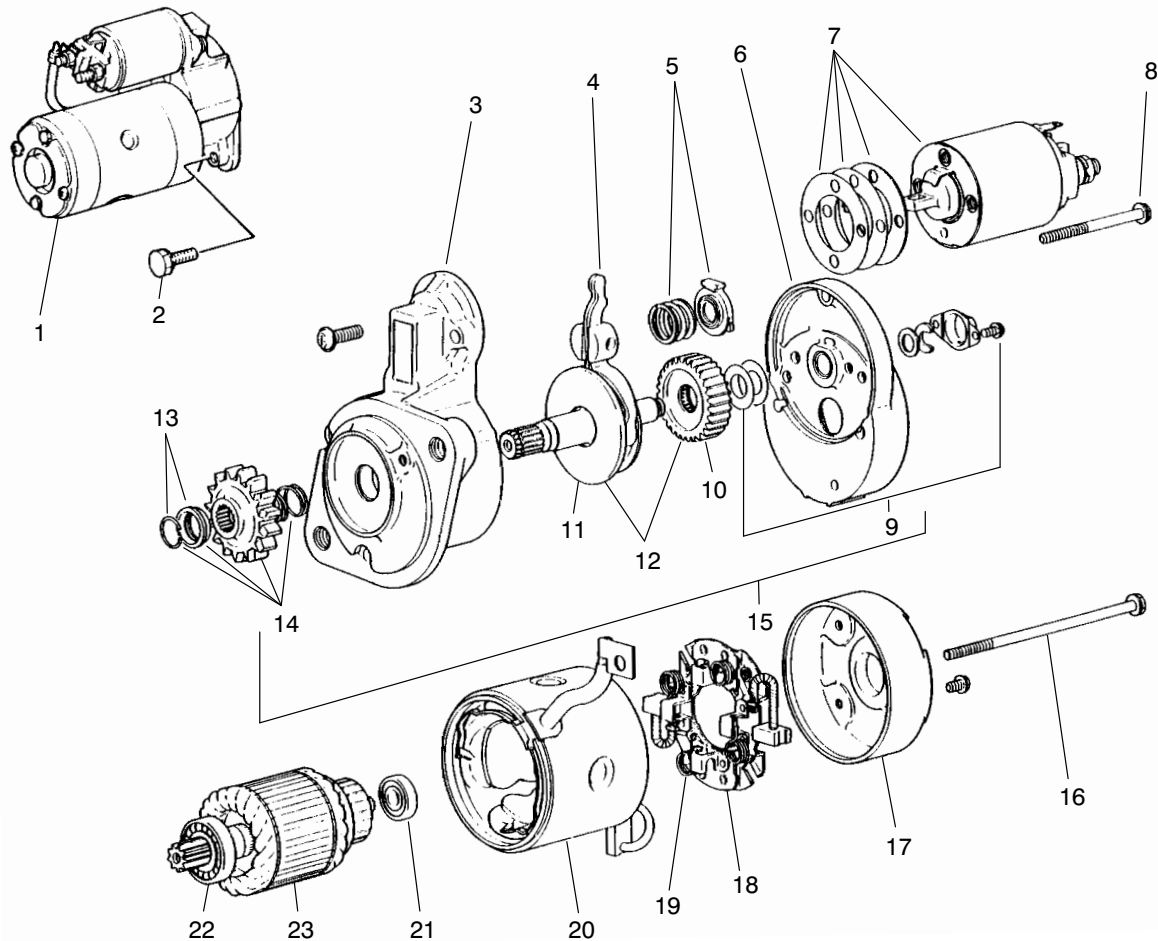
GOVERNOR ASSEMBLY

Ref. No.	Part No.	Description	No. Used
1	67-3990	Lever – Speed Control	1
2	67-4000	Pin	2
3	67-4270	Bolt	4
†4		Cover – Governor	1
5	67-4160	Gasket	1
6	42-8830	Seal – O-Ring	1
7	75-4980	Lever – Governor Spring	1
8	67-3260	Washer	2
9	42-9640	Nut – Jam	2
10	42-8830	Seal – O-Ring	1
11	67-4140	Lever – Stop	1
12	42-9430	Bolt W/Washer	2
13	67-4040	Weight Assembly	1
15	67-4010	Stopper	1
16	67-4070	Shaft – Sliding	1
17	67-4280	Bolt W/Washer	1
18	67-4060	Lever – Governor	1
19	67-4050	Shaft – Governor	1
20	67-5040	Spring	1
21	67-4090	Lever – Tension	1
22	70-8720	Spring – Tie Rod	1

Ref. No.	Part No.	Description	No. Used
23	67-4030	Rod – Tie	1
24	67-4080	Clip	1
25	75-4990	Spring – Governor	1
†26		Case – Torque Set	1
†27		Stopper – Torque Set	1
†28		Spring – Torque Set	1
†29		Screw – Adjusting	1
†30		C-Ring – Torque Set	1
†31		Nut – Torque Set	1
†32		Cover – Torque Set	1
33	42-9420	Bolt – Speed Set	1
34	67-4290	Nut	1
35	67-4120	Pin – Grooved	1
†36		Cover – High Speed Set	1
†37		Bolt – High Speed Set	1
†38		Nut – High Speed Set	1
†39		C-Ring – High Speed Set	1
40	67-4150	Lever – Stop	1
41	94-3827	Spring – Return	1
*†		Torque Spring Set (Incl. Ref. #26-31)	1

*Not Illustrated

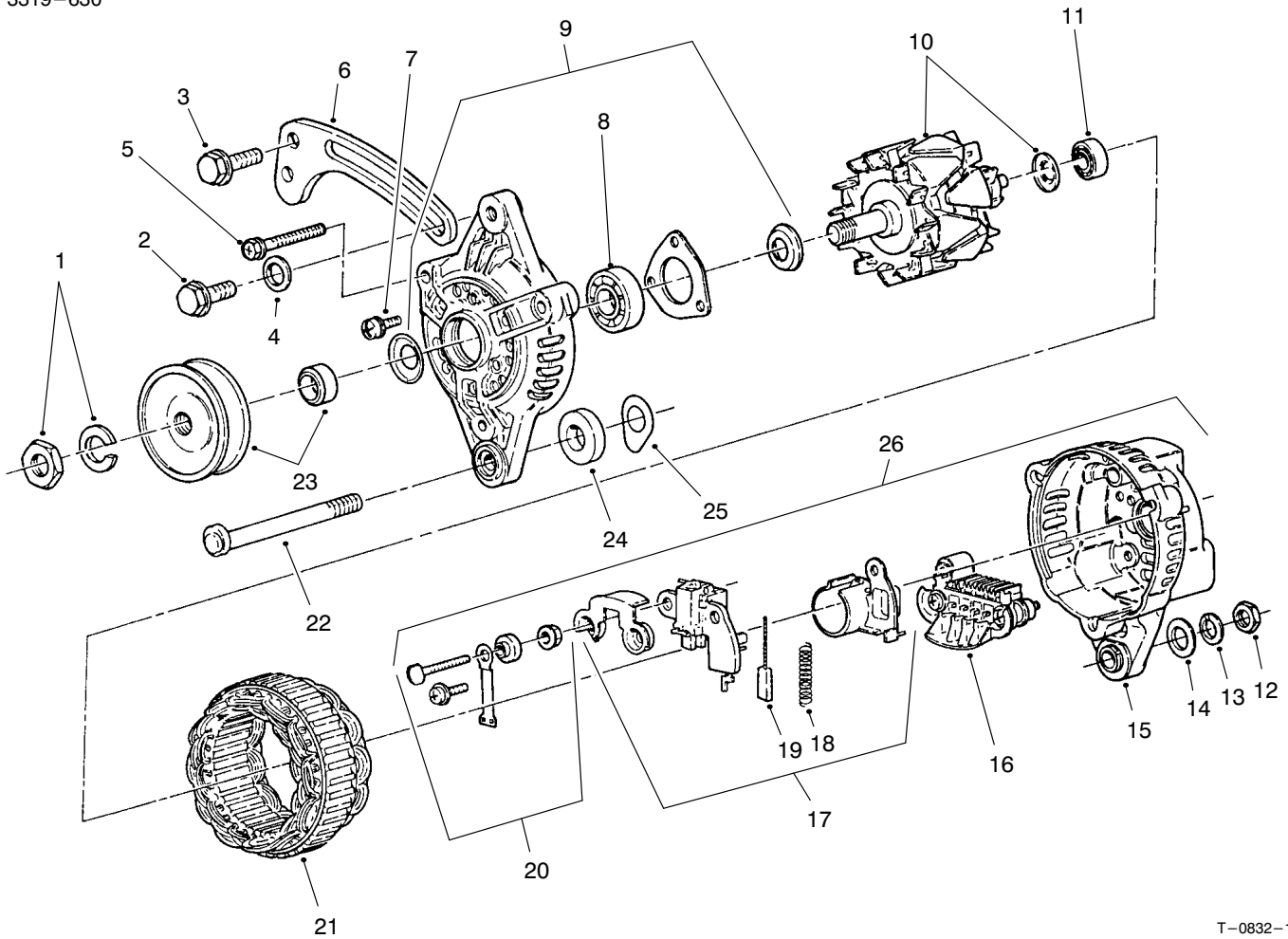
†Item must be serviced by a Mitsubishi Authorized Toro Dealer/Distributor.



T-0572-1

STARTER ASSEMBLY

Ref. No.	Part No.	Description	No. Used	Ref. No.	Part No.	Description	No. Used
1	70-8760	Starter Assembly (Incl. Ref. #3-23)	1	14	67-4770	Pinion Set (Incl. Ref. #13)	1
2	92-0843	Bolt w/Washer	2	15	67-4760	Shaft Assembly (Incl. Ref. #9 - 12 & 14)	1
3	70-8770	Front Bracket Assembly	1	16	56-1610	Bolt	1
4	67-4720	Lever Assembly	1	17	56-1720	Assy. - Bracket (Rear)	1
5	67-4730	Spring Set	1	18	56-1700	Brush Holder Assembly (Incl. Ref. #19)	1
6	70-8780	Center Bracket Assembly	1	19	56-1710	Spring - Brush	4
7	67-4750	Switch Assembly	1	20	67-4800	Yoke Assembly	1
8	52-1570	Bolt Set	1	21	56-1600	Bearing - Rear	1
9	56-1680	Cover Set	1	22	56-1590	Bearing - Front	1
10	56-1670	Gear	1	23	56-1580	Armature Set (Incl. Ref. #21 & 22)	1
11	67-4790	Shaft Assembly	1				
12	67-4780	Gear Set (Incl. Ref. #10 & 11)	1				
13	56-1640	Stopper Set	1				



T-0832-1

ALTERNATOR ASSEMBLY

Ref. No.	Part No.	Description	No. Used
1	43-1920	Nut - Set	1
2	67-4660	Bolt - Flange	1
3	42-9440	Bolt w/Washer	1
4	54-8660	Washer - Flat	1
5	67-4820	Bolt Set	1
6	75-4940	Brace - Generator	1
7	67-4840	Screw - Set	1
8	67-4850	Bearing - Front	1
9	67-4830	Front Bracket Assembly (Incl. Ref. #7 & 8)	1
10	67-4860	Rotor Assembly (Incl. Ref. #11)	1
11	67-4870	Bearing - Rear	1
12	67-4670	Nut	1
13	67-3260	Washer - Lock	1
14	42-9660	Washer - Flat	1
15	72-6140	Cover - Rear	1

Ref. No.	Part No.	Description	No. Used
16	67-4930	Rectifier Assembly	1
17	67-4910	Regulator Assembly (Incl. Ref. #18 & 19)	1
18	43-0510	Spring - Brush	2
19	67-4920	Brush	2
20	67-4900	Terminal Set	1
21	67-4880	Stator Assembly	1
22	67-4640	Bolt	1
23	67-4810	Pulley Set	1
24	67-4620	Spacer	1
25	43-0370	Shim	5
26	67-4890	Rear Bracket Assembly (Incl. Ref. #15-20)	1
*	67-4630	Alternator Assembly (Incl. Ref. #1-25)	1

*Not Illustrated

TORO PART NUMBER INDEX

3319-630

Part No.	Description	Pg. No.	Ref. No.	Qty.	Part No.	Description	Pg. No.	Ref. No.	Qty.
111071	Bumper	17	4	2	36-3400	Decal - No Step	40	10	1
116749	Horn Assembly	1	21	1	36-4790	Washer - Thrust	33	39	3
146489	Rivet - Pop	1	28	8	39-7310	O-Ring	7	35	3
5-3637	Washer - Flat	42	7	1	39-7310	Seal - O-Ring	44	29	2
5-3637	Washer - Flat	33	16	1	39-7420	Washer - Lock	6	22	1
7-0030	Bolt - Shoulder	33	3	1	39-7420	Washer - Lock	7	42	1
12-5450	Screw - Hex. Hd.	41	13	4	39-7440	Nut - Lock	6	23	1
18-1720	Joint - Ball	33	49	3	39-7440	Nut - Pitman Arm	7	41	1
18-2830	Horn Switch Assembly	2	31	1	42-3560	Screw - Shoulder	19	15	1
18-4260	Assy. - Screw/Lockwasher	7	9	2	42-7080	Cap	53	2	2
18-4270	Clamp - Ball Return Guide	7	8	1	42-7160	Pin - Dowel	59	46	1
18-4340	Plug - Rack Piston End	7	6	1	42-7190	Bushing	59	33	2
18-5160	Seal Kit - Pitman Shaft	8	*	1	42-7210	Plug	57	19	1
18-5170	Seal Kit - Valve Ring	8	*	1	42-7290	Gasket - Oil Drain	57	16	2
18-5180	Bearing Kit - Lower Thrust	8	*	1	42-7510	Pipe	56	9	1
18-5190	Ball - Chrome Alloy	7	10	11	42-7840	Key	53	20	1
19-4050	Knob	40	8	2	42-7860	Lock	54	33	12
19-4050	Knob	29	34	3	42-7870	Seal	54	30	6
20-7150	Toggle Switch Assembly	3	62	1	42-8240	Gasket	60	6	3
21-0360	Nut - Hex.	10	6	1	42-8830	Seal - O-Ring	62	6	1
21-1830	Spring - Tension	9	28	1	42-8830	Seal - O-Ring	62	10	1
21-9260	Spacer	6	4	1	42-9110	Gasket	56	21	1
22-8330	Plug	47	1	2	42-9110	Gasket - Muffler	33	25	1
22-8330	Plug	52	1	2	42-9250	Screw - Cap Hex. Hd.	14	43	1
22-8340	Spring	47	3	2	42-9260	Plug	57	15	1
22-8340	Spring	52	3	2	42-9420	Bolt - Speed Set	62	33	1
22-8350	Ball	47	4	2	42-9430	Bolt W/Washer	62	12	2
22-8350	Ball	52	4	2	42-9430	Bolt w/Washer	56	7	1
22-8360	Pin - Cam	47	6	2	42-9440	Bolt & Washer	33	54	1
22-8360	Pin - Cam	52	6	2	42-9440	Bolt W/Washer	54	25	4
22-8370	Seat-Check Valve	47	5	2	42-9440	Bolt w/Washer	64	3	1
22-8370	Seat-Check Valve	52	5	2	42-9440	Bolt w/Washer	57	8	11
22-8380	Retainer - Spring	47	10	2	42-9440	Screw - Cap Hex. Hd.	33	1	3
22-8380	Retainer - Spring	52	10	2	42-9490	Bolt w/Washer	58	10	4
22-8390	Retainer - Spring	52	12	1	42-9490	Bolt w/Washer	53	11	2
22-8400	Spacer - Float	52	13	1	42-9490	Bolt w/Washer	57	18	18
22-8410	Spring	47	11	1	42-9510	Bolt	54	42	1
22-8410	Spring	52	11	1	42-9530	Screw - Cap Hex. Hd.	35	10	25
22-8420	Spool	47	8	1	42-9530	Screw - Cap Hex. Hd.	14	21	9
22-8420	Spool	52	8	1	42-9570	Stud	56	20	4
22-8480	Ring - Retaining, Spool	47	13	1	42-9570	Stud - Muffler	33	24	4
22-8480	Ring - Retaining, Spool	52	14	1	42-9580	Nut - Lock	33	33	2
22-8490	Ring - Retaining	47	14	1	42-9590	Nut	54	17	6
22-8490	Ring - Retaining	52	14	1	42-9640	Nut - Jam	62	9	2
22-8500	O-Ring	47	9	2	42-9650	Nut - Jam	59	30	1
22-8500	O-Ring	52	9	2	42-9660	Washer	54	39	4
23-3030	Spacer	47	12	1	42-9660	Washer - Flat	64	14	1
23-7270	Nut - Lug	23	4	10	42-9850	Washer - Lock	14	20	12
23-7270	Nut - Lug	26	18	10	42-9850	Washer - Lock	38	21	3
24-7922	Conduit - Hose (Europe)	45	36	1	42-9850	Washer - Lock	33	26	4
24-7923	Conduit - Hose (Europe)	45	35	2	42-9850	Washer - Lock	35	32	42
26-0071	Bumper	1	9	2	43-0370	Shim	64	25	5
27-2360	Ignition Switch Assembly	2	43	1	43-0510	Spring - Brush	64	18	2
27-5360	Hose - Fuel	33	13	1	43-1710	Remote Hyds. Valve Assy.	50	28	1
27-5360	Hose - Fuel	41	14	2	43-1730	Body	52	7	1
27-6590	Spacer - Thick	31	7	4	43-1920	Nut - Set	64	1	1
27-6600	Spacer - Thin	31	3	4	43-1950	Valve	45	9	1
28-8200	O-Ring	7	27	1	43-2550	Filter	41	37	1
28-8210	Bolt - Flange Hex. Hd.	7	17	4	43-2560	Gasket	41	36	1
28-8220	Nut - Lash Adjuster	7	16	1	43-2570	Gasket	41	38	1
28-8270	Seal Service Kit - End Plug	8	*	1	43-2580	Magnet	41	35	1
28-8280	Seal Kit - Side Cover	7	14	1	43-2710	O-Ring	56	36	2
28-8290	Seal Service Kit	8	*	1	43-2820	Cap - Sealing	55	47	1
33-1300	Assembly - Element	43	5	1	43-3160	Screw - Adjusting	54	44	1
33-1310	Baffle	43	8	1	43-5150	Piston	46	11	1
33-1330	Assembly - Nut	43	6	1	43-5920	Washer - Lock	33	17	1
33-1340	Clamp Assembly	43	7	1	43-5960	Nut - Special	55	46	1
33-1350	Band Assembly	43	3	2	43-5970	Nut	41	23	2
33-3090	Bushing - Flange	21	7	4	43-6550	Ring - Retaining	6	10	2

*Not Illustrated

TORO PART NUMBER INDEX (Cont.)

Part No.	Description	Pg. No.	Ref. No.	Qty.	Part No.	Description	Pg. No.	Ref. No.	Qty.
44-0760	Decal - Warning	21	33	2	65-5360	Spring - Extension	6	35	1
44-2230	Disc - Rubber	31	4	2	66-3160	Screw - Cap Hex. Hd.	14	6	4
46-3710	Fitting - 90°	41	32	2	66-3160	Screw - Cap Hex. Hd.	34	22	7
46-7510	Hood - Inlet, Air	42	21	1	66-3160	Screw - Cap Hex. Hd.	14	39	4
46-8091	Screw - Hex. Flange Hd.	29	10	4	66-3240	Cap - Radiator	29	12	1
48-7560	Screw - Cap Hex. Hd.	35	24	1	66-4850	Spring - Compression	49	11	1
48-7650	Screw - Cap Hex. Hd.	41	1	2	66-6840	Decal - Caution	25	29	2
48-7700	Screw - Cap Hex. Hd.	38	9	3	66-8700	Glow Plug Indicator Assy.	41	26	1
48-7700	Screw - Cap Hex. Hd.	33	23	6	66-8800	Relay	41	12	1
48-7730	Screw - Cap Hex. Hd.	35	18	5	67-2200	Seal	53	4	4
48-7740	Screw - Cap Hex. Hd.	6	15	4	67-2210	Plug	59	36	3
48-7880	Nut - Lock	33	18	1	67-2220	Guide	59	8	1
48-7930	Nut	33	27	4	67-2230	Oil Seal	59	14	1
48-7930	Nut - Hex.	35	2	1	67-2250	Bolt	53	5	8
48-8000	Washer - Lock	41	24	2	67-2270	Case	59	15	1
48-8010	Washer - Lock	33	52	2	67-2280	Gasket	59	13	1
48-8070	Washer - Flat	6	6	1	67-2290	Cover	59	10	1
48-9520	Nut - Lock	34	11	3	67-2300	Gasket	59	9	1
48-9520	Nut - Lock	25	28	2	67-2310	Plate	57	6	1
48-9590	Washer - Lock	33	29	10	67-2320	Gasket - Plate	57	7	1
49-7810	Nut - Lock	41	42	2	67-2330	Bolt	58	3	2
49-9150	Washer - Flat	19	2	1	67-2330	Bolt	59	16	6
49-9150	Washer - Flat	18	36	1	67-2330	Bolt	56	34	4
51-5610	Pin - Alignment	33	20	3	67-2340	Bolt w/Washer	57	3	3
51-5610	Pin - Dowel	54	26	3	67-2340	Bolt w/Washer	59	11	2
52-1570	Bolt Set	63	8	1	67-2340	Bolt w/Washer	56	17	2
53-8150	Fuel Pump Assembly	41	39	1	67-2350	Plug	59	25	1
53-8150	Pump Assembly	61	*	1	67-2360	Bushing	59	26	2
54-0110	Element - Oil Filter	41	30	1	67-2370	Bushing	59	32	1
54-8660	Washer - Flat	64	4	1	67-2380	Bushing	59	27	3
55-7120	Switch - Brake Light	9	32	1	67-2390	Plug	59	24	1
56-0020	Plug	59	12	3	67-2410	Bearing Set 0.25	53	*	1
56-0020	Plug	53	24	3	67-2420	Bearing Set 0.50	53	*	1
56-0020	Plug - Expansion	56	18	1	67-2440	Bolt w/Washer	59	22	6
56-0100	Plug	59	37	1	67-2450	Dipstick	59	5	1
56-0220	Pin	59	35	2	67-2480	Gasket - Oil Pan	57	17	1
56-0480	Key - Woodruff	53	8	1	67-2500	Plunger	57	25	1
56-0480	Key - Woodruff	54	18	2	67-2510	Spring	57	26	1
56-1230	Shaft - Oil Filter	59	28	1	67-2520	Plug	57	28	1
56-1580	Armature Set	63	23	1	67-2530	Gear - Inner	57	12	1
56-1590	Bearing - Front	63	22	1	67-2540	Gear - Outer	57	11	1
56-1600	Bearing - Rear	63	21	1	67-2550	Housing - Oil Pump	57	10	1
56-1610	Bolt	63	16	1	67-2560	Bolt w/Washer	57	9	3
56-1640	Stopper Set	63	13	1	67-2570	Plug	57	29	1
56-1670	Gear	63	10	1	67-2570	Plug - Taper	56	19	1
56-1680	Cover Set	63	9	1	67-2580	Gasket - Case	57	2	1
56-1700	Brush Holder Assembly	63	18	1	67-2590	Oil Seal	57	23	1
56-1710	Spring - Brush	63	19	4	67-2600	Bolt	58	5	1
56-1720	Assy. - Bracket (Rear)	63	17	1	67-2600	Bolt	57	21	3
56-7973	Clamp - Hydraulic Tube	44	17	4	67-2610	Bolt	58	9	2
57-6380	Screw - Cap Hex. Hd.	14	27	3	67-2610	Bolt	57	22	4
58-4250	Magnet	29	11	2	67-2620	Bolt	57	24	1
60-6750	Screw - Cap Hex. Hd.	35	4	11	67-2630	O-Ring	57	20	2
62-5550	Decal - TORO	1	2	1	67-2640	Cap	57	30	1
62-7650	Gasket - Sending Unit	42	3	1	67-2650	Oil Fill Cap Assembly	57	32	1
63-7440	Solenoid - Shutoff	55	49	1	67-2660	O-Ring	57	31	1
63-7640	Unit - Sending	42	4	1	67-2670	Hose - Breather	56	8	1
63-7790	Screw - Cap Hex. Hd.	33	28	12	67-2680	Hanger - Engine	56	16	2
63-8140	Pulley	29	19	1	67-2700	Guide - Valve	56	42	6
63-8280	Head - Filter	41	18	1	67-2710	Cap - Sealing	56	41	3
63-8290	Vent - Air	41	19	1	67-2730	Bolt	56	43	8
63-8300	Element - Filter	41	20	1	67-2740	Bolt - Flange	56	15	3
63-8310	Drain - Filter	41	21	1	67-2760	Gasket	56	14	1
63-8360	Key - Ignition	2	10	1	67-2770	Nut - Cap	56	12	2
63-9230	Battery	40	7	1	67-2780	Washer	56	13	2
63-9640	Hose - Fuel	42	12	1	67-2850	Connecting Rod Assembly	54	9	3
63-9640	Hose - Fuel Tank to Pump	41	33	1	67-2860	Bolt	54	12	6
65-5100	Handle	29	9	2	67-2890	Bearing Set 0.25 US	54	*	3
65-5220	Screw - Hex. Socket Hd.	18	40	3	67-2900	Bearing Set 0.50 US	54	*	3

*Not Illustrated

TORO PART NUMBER INDEX (Cont.)

Part No.	Description	Pg. No.	Ref. No.	Qty.	Part No.	Description	Pg. No.	Ref. No.	Qty.
67-2940	Nut - Jam	54	22	1	67-3680	Plate - Shim 2.45	60	*	1
67-2950	Washer	54	20	1	67-3690	Plate - Shim 2.5	60	*	1
67-2960	Washer - Lock	54	21	1	67-3700	Tappet Assembly	60	15	3
67-2980	Gear - Ring	54	15	1	67-3710	Screw - Air Bleed	60	24	1
67-2990	Bolt	54	14	4	67-3720	Washer	60	23	1
67-3000	Washer	53	10	2	67-3730	Screw	60	22	1
67-3010	Cam Shaft	53	7	1	67-3740	Nipple	60	21	1
67-3030	Bearing	53	9	2	67-3750	Washer	60	20	2
67-3050	Bearing	53	22	1	67-3760	Plate - Lock	60	2	3
67-3060	Shaft	53	21	1	67-3770	Screw w/Washer	60	1	3
67-3080	Ring - Retaining	53	23	1	67-3780	Rack Assembly	60	19	1
67-3100	Retainer	54	32	6	67-3790	Screw	60	17	2
67-3110	Spring	54	31	6	67-3800	Bracket	60	18	1
67-3120	Tappet	54	6	6	67-3810	Pin	60	16	3
67-3130	Valve - Intake	54	28	3	67-3830	Washer 1.25	61	31	1
67-3140	Valve - Exhaust	54	29	3	67-3840	Washer 1.3	61	*	1
67-3150	Rod - Push	54	5	6	67-3850	Washer 1.35	61	*	1
67-3160	Arm - Rocker	54	1	6	67-3860	Washer 1.4	61	*	1
67-3170	Spring	54	40	2	67-3870	Washer 1.45	61	*	1
67-3180	Cap	54	34	6	67-3880	Washer 1.5	61	*	1
67-3190	Rocker Shaft Assembly	54	38	1	67-3890	Washer 1.55	61	*	1
67-3200	Stay - Rocker	54	35	3	67-3900	Washer 1.6	61	*	1
67-3210	Screw - Adjusting	54	4	6	67-3910	Washer 1.65	61	*	1
67-3220	Pin	54	37	1	67-3920	Washer 1.7	61	*	1
67-3230	Nut - Jam	54	2	6	67-3930	Spring	60	30	3
67-3240	Ring - Retaining	54	3	2	67-3940	Pin	60	29	3
67-3250	Bolt - Rockers Stay	54	43	2	67-3950	Piece	60	28	3
67-3260	Washer	62	8	2	67-3960	Nozzle Assembly	60	27	3
67-3260	Washer	54	41	6	67-3970	Nut	60	25	3
67-3260	Washer - Lock	64	13	1	67-3990	Lever - Speed Control	62	1	1
67-3280	Shim 0.2	59	38	1	67-4000	Pin	62	2	2
67-3290	Shim 0.3	59	*	1	67-4010	Stopper	62	15	1
67-3300	Shim 0.5	59	*	1	67-4030	Rod - Tie	62	23	1
67-3310	Shim 0.4	59	*	1	67-4040	Weight Assembly	62	13	1
67-3320	Shim 0.6	59	*	1	67-4050	Shaft - Governor	62	19	1
67-3330	Shim 0.7	59	*	1	67-4060	Lever - Governor	62	18	1
67-3340	Shim 0.8	59	*	1	67-4070	Shaft - Sliding	62	16	1
67-3350	Shim 0.9	59	*	1	67-4080	Clip	62	24	1
67-3360	Shim 1.0	59	*	1	67-4090	Lever - Tension	62	21	1
67-3370	Bolt w/Washer	59	39	4	67-4120	Pin - Grooved	62	35	1
67-3380	Nozzle & Holder Assembly	61	*	3	67-4140	Lever - Stop	62	11	1
67-3380	Nozzle & Holder Assembly	59	6	1	67-4150	Lever - Stop	62	40	1
67-3390	Gasket	59	7	3	67-4160	Gasket	62	5	1
67-3400	Pipe No. 1 Assembly	59	42	1	67-4250	Cover	55	48	1
67-3410	Pipe No. 2 Assembly	59	43	1	67-4270	Bolt	62	3	4
67-3420	Assy. - Pipe No. 3	59	1	1	67-4280	Bolt W/Washer	62	17	1
67-3430	Nut	59	2	3	67-4290	Nut	62	34	1
67-3440	Gasket	59	4	3	67-4310	Gasket	54	23	1
67-3460	Sub-Assy. - Housing	60	9	1	67-4330	Oil Filter Assembly	59	40	1
67-3470	Holder - Delivery Valve	60	3	3	67-4340	Screen Assembly	59	31	1
67-3480	O-Ring	60	4	3	67-4350	Oil Pressure Switch	58	8	1
67-3490	Spring	60	5	3	67-4360	Pulley	58	1	1
67-3500	Sub-Assy. - Valve	60	7	3	67-4380	Pump Assembly	58	6	1
67-3520	Sub-Assy. - Sleeve	60	10	3	67-4390	Gasket	58	7	1
67-3530	Seat	60	11	3	67-4400	Bolt	56	1	2
67-3540	Spring	60	12	3	67-4400	Bolt	58	4	1
67-3550	Seat	60	13	3	67-4410	V-Belt	58	2	1
67-3560	Plate - Shim 1.85	60	14	1	67-4430	Gasket - Thermostat	33	43	1
67-3570	Plate - Shim 1.9	60	*	1	67-4460	Gasket (Thermostat Fitting)	56	31	1
67-3580	Plate - Shim 1.95	60	*	1	67-4470	Bolt	56	33	1
67-3590	Plate - Shim 2.0	60	*	1	67-4480	Pipe - By-Pass	56	37	1
67-3600	Plate - Shim 2.05	60	*	1	67-4510	Gauge Nut - Water Temp.	56	35	1
67-3610	Plate - Shim 2.1	60	*	1	67-4550	Gasket - Intake Manifold	56	44	1
67-3620	Plate - Shim 2.15	60	*	1	67-4570	Gasket - Exhaust Manifold	56	26	1
67-3630	Plate - Shim 2.2	60	*	1	67-4590	Bolt	56	23	6
67-3640	Plate - Shim 2.25	60	*14	1	67-4620	Spacer	64	24	1
67-3650	Plate - Shim 2.3	60	*	1	67-4630	Alternator Assembly	64	*	1
67-3660	Plate - Shim 2.35	60	*	1	67-4640	Bolt	64	22	1
67-3670	Plate - Shim 2.4	60	*	1	67-4660	Bolt - Flange	64	2	1

*Not Illustrated

TORO PART NUMBER INDEX (Cont.)

Part No.	Description	Pg. No.	Ref. No.	Qty.	Part No.	Description	Pg. No.	Ref. No.	Qty.
67-4670	Nut	64	12	1	83-9150	Decal - Fluid	31	18	1
67-4690	Plate - Glow Plug	56	40	1	84-1680	Ring - Retaining	46	7	1
67-4720	Lever Assembly	63	4	1	84-1880	Fan	29	29	1
67-4730	Spring Set	63	5	1	84-2780	Decal - No Step (Japan)	40	10	1
67-4750	Switch Assembly	63	7	1	84-6660	Decal - Fluid (Japan)	31	18	1
67-4760	Shaft Assembly	63	15	1	86-4760	Spring	33	48	3
67-4770	Pinion Set	63	14	1	87-0150	Tower - Control Arm RH	21	9	1
67-4780	Gear Set	63	12	1	87-0160	Tower - Control Arm LH	21	*	1
67-4790	Shaft Assembly	63	11	1	87-0210	Arm - Control Lower RH	22	18	1
67-4800	Yoke Assembly	63	20	1	87-0220	Arm - Control Lower LH	22	*	1
67-4810	Pulley Set	64	23	1	87-0270	Drum - Brake	23	7	2
67-4820	Bolt Set	64	5	1	87-0370	Arm - Pitman	6	21	1
67-4830	Front Bracket Assembly	64	9	1	87-0690	Spring - Compression	21	15	2
67-4840	Screw - Set	64	7	1	87-0710	Hood	1	1	1
67-4850	Bearing - Front	64	8	1	87-0740	Key - Supervisor Switch	2	17	1
67-4860	Rotor Assembly	64	10	1	87-1430	Joint - Ball	22	16	4
67-4870	Bearing - Rear	64	11	1	87-1450	Bushing - Rubber	22	1	8
67-4880	Stator Assembly	64	21	1	87-1470	Rod End Assy. - LH Thread	23	19	2
67-4890	Rear Bracket Assembly	64	26	1	87-1480	Rod End Assy. - RH Thread	23	24	2
67-4900	Terminal Set	64	20	1	87-1490	Spring - Leaf	25	15	2
67-4910	Regulator Assembly	64	17	1	87-1500	Steering Gear (Complete)	8	*	1
67-4920	Brush	64	19	2	87-1500	Steering Gear Assembly	6	20	1
67-4930	Rectifier Assembly	64	16	1	87-1720	Nut - Supervisor Switch	2	18	1
67-5040	Spring	62	20	1	87-1910	Pin - Alignment	14	13	2
68-3840	Ball Joint	9	23	2	87-1920	Seal - Shaft	14	8	2
68-9950	Spring - Extension	34	38	1	87-1970	Bearng - Matched Set	27	*	2
70-1480	Relay - S.P.D.T.	41	44	1	87-2040	Lever - Shift	18	16	1
70-8560	Retainer - Indicator	41	27	1	87-2080	Stud - Drive	26	12	10
70-8680	Pulley - Crankshaft	54	19	1	87-2100	Bearing - Release	14	26	1
70-8700	Pipe - Fuel Return	59	3	1	87-2110	Tail Light Assembly	48	10	1
70-8720	Spring - Tie Rod	62	22	1	87-2120	Headlight Assembly	1	3	2
70-8750	Manifold - Exhaust	56	24	1	87-2240	Housing - Axle	26	7	2
70-8760	Starter Assembly	63	1	1	87-2260	Boot - Shift Lower	18	28	1
70-8770	Front Bracket Assembly	63	3	1	87-2280	Bearing	6	25	3
70-8780	Center Bracket Assembly	63	6	1	87-2310	Clevis - Cable	34	35	2
71-3381	Tube - Overflow	29	1	2	87-2310	Clevis - Cable	18	47	2
71-3383	Hose - Overflow	29	4	1	87-2410	Rod - Tie	23	17	2
71-5320	Washer - Flat	19	18	1	87-2420	Boot	22	19	4
72-4310	Switch - Ball N.C.	34	40	1	87-2440	Bumper	1	7	2
72-6140	Cover - Rear	64	15	1	87-2480	Link - Stabilizer	21	24	2
74-0720	Tube - Manual	17	1	1	87-2500	Sleeve - Spring Pivot	21	12	2
75-4706	Hose	33	14	1	87-2510	Bracket - Seat Frame	17	11	2
75-4706	Hose - Fuel	42	11	1	87-2520	Tube - Pivot	18	21	1
75-4900	Bearing Set STD	53	3	1	87-2590	Shaft - Brake	9	35	1
75-4910	Oil Pan Assembly	57	14	1	87-2710	Lever - Parking Brake	19	29	1
75-4940	Brace - Generator	64	6	1	87-2720	Driveshaft	31	10	1
75-4970	Sub-Assy. - Element	60	8	3	87-2750	Spacer - Bearing	31	12	1
75-4980	Lever - Governor Spring	62	7	1	87-2790	Tube - Brake LH	22	*	1
75-4990	Spring - Governor	62	25	1	87-2800	Tube - Brake RH	22	20	1
75-5000	Body Sub-Assy.	61	32	3	87-2820	Bracket - Hose	23	15	2
75-5010	Bearing Set STD	54	8	3	87-2870	Bracket - Brake Hose	22	4	2
75-5020	Pump Assembly	59	41	1	87-2880	Shaft - Accelerator Pedal	9	6	1
75-5040	Gasket Kit	57	*	1	87-2900	Spring - Compression	18	24	1
75-5050	Ring Set STD	54	11	3	87-3000	Rim - Rear 23	26	*	2
75-5060	Ring Set 0.25 OS	54	*	3	87-3010	Brake Assembly - RH	23	10	1
75-5070	Ring Set 0.50 OS	54	*	3	87-3010	Front Brake Assembly - RH	24	*	1
75-5110	Cover Assembly	54	24	1	87-3020	Brake Assembly - LH	23	*	1
75-5120	Gasket	55	45	1	87-3020	Front Brake Assembly - LH	24	*	1
75-6820	Hourmeter	2	16	1	87-3040	Reservoir - Master Cylinder	10	1	1
75-9610	Spacer	44	7	1	87-3060	Washer - Flat	26	25	2
76-2290	Spacer	19	37	1	87-3070	Cable - Battery Pos.	33	34	1
76-4430	Fitting - Fuel 90°	42	9	1	87-3080	Cable - Battery Neg.	40	23	1
76-8750	Plate - Warning	29	16	1	87-3080	Cable - Battery Neg.	34	26	1
76-9100	Spacer	32	17	6	87-3100	Lower Shaft Assembly	6	*	1
76-9100	Spacer - Hi-Lo Lever	18	35	1	87-3110	Absorber - Shock	21	29	2
80-6990	Washer	26	39	4	87-3110	Shock Absorber	25	8	2
80-6990	Washer - Flat	34	12	3	87-3120	Steering Column & Shaft	6	*	1
80-8040	Decal - Caution	31	1	1	87-3130	Lever - Tilt Steering	6	36	1
83-6030	Decal - Caution (Japan)	31	1	1	87-3140	Support - Rear	42	15	1

*Not Illustrated

TORO PART NUMBER INDEX (Cont.)

Part No.	Description	Pg. No.	Ref. No.	Qty.	Part No.	Description	Pg. No.	Ref. No.	Qty.
87-3150	Support - Front	42	27	1	87-4420	Hi-Lo Cable Assembly	18	6	1
87-3160	Strap - Tank Support	42	29	2	87-4420	Hi-Lo Cable Assembly	34	31	1
87-3170	Pad - Tank Support Strap	42	30	2	87-4460	Differential Lock Cable	19	11	1
87-3250	Mount - Bearing	6	26	3	87-4470	Bracket	34	21	1
87-3290	Tire - Rear 23	26	*	2	87-4490	Bracket - Hold-Down	44	22	1
87-3310	Clip - Brake Cable	26	8	2	87-4500	Rod - Pivot	44	2	1
87-3310	Clip - Brake Cable	23	25	2	87-4510	Rod - Connecting	44	3	1
87-3370	Pulley	31	13	1	87-4520	Bracket - Dump Valve	45	27	1
87-3410	Housing - Thermostat	33	44	1	87-4540	Hydraulic Tube Assembly	44	20	1
87-3450	Plug	23	12	2	87-4560	Tube - Hydraulic	44	14	1
87-3460	Boot - Tilt Steering	6	2	1	87-4560	Tube - Hydraulic	45	33	1
87-3470	Bumper - Spring	25	14	2	87-4580	Rod - Auxiliary Lever	49	2	1
87-3480	Plate - Brake Equalizer	19	22	1	87-4610	Rod - Auxiliary	49	3	1
87-3520	Clevis	18	27	1	87-4620	Bracket - Auxiliary Valve	50	4	1
87-3530	Button - Shifter	18	29	1	87-4670	Plate - Detent Lower	18	48	1
87-3540	Link - Shift	18	20	2	87-4680	Plate - Detent Upper	18	49	1
87-3560	Tee - Brake Line	11	18	1	87-4690	Cover - Clutch	33	21	1
87-3560	Tee - Brake Tube	25	23	1	87-4700	Disc - Clutch	33	19	1
87-3570	Fitting - Union	11	6	2	87-4710	Spacer - Barking Brake	19	13	1
87-3570	Union - Brake Line	9	5	2	87-4720	Plate - Steering Boot	6	3	1
87-3570	Union - Brake Line	25	25	2	87-4730	Guard - Belly	32	19	2
87-3580	Retainer	25	4	2	87-4760	Bushing	25	12	12
87-3580	Retainer	23	14	2	87-4820	Bracket - Cable	34	25	1
87-3580	Retainer - Brake Hose	26	2	2	87-4870	Hose - Hydraulic	45	4	1
87-3580	Retainer - Brake Hose	22	3	2	87-4880	Hose - Hydraulic LH	45	3	1
87-3580	Retainer - Brake Hose	11	8	2	87-4900	Hose - Hydraulic RH	45	31	1
87-3590	Seal - Bearing	26	22	2	87-4910	Hose - Hydraulic RH	45	13	1
87-3590	Seal - Bearing	23	26	2	87-4920	Hose - Hydraulic	41	43	1
87-3600	Spacer	21	3	10	87-4960	Clamp - Cable	18	42	1
87-3610	Bracket - Detent	6	34	1	87-4970	Engine Mount Assembly	32	13	2
87-3650	Pin - Shift	18	18	1	87-4970	Transaxle Mount Assembly	34	16	2
87-3660	Spring - Compression	18	30	1	87-5030	Lever - Differential Lock	19	3	1
87-3670	Hose - Hydraulic	45	21	1	87-5060	Cushion - Seat Bottom	15	7	2
87-3680	Assembly - Relief Valve	44	*	1	87-5080	Spacer - Connecting	44	25	1
87-3710	Overflow Reservoir Assembly	29	3	1	87-5080	Spacer - Connecting Rod	49	4	1
87-3720	Retainer - Cylinder	45	17	2	87-5100	Washer	34	15	4
87-3750	Cover - Steering Wheel	6	9	1	87-5100	Washer - Flat	32	12	4
87-3760	Plate - Shift Boot	15	14	1	87-5110	Support - Lower	40	17	1
87-3770	Bushing - Sleeve	14	9	2	87-5120	Bracket - Battery Base	40	13	1
87-3780	Box - Glove	2	3	1	87-5130	Cover - Battery Base	40	9	1
87-3790	Switch - Light	2	19	1	87-5140	Nut - Lock	44	8	1
87-3800	Bracket - Seat Bottom	15	3	3	87-5150	Screw - Cap Hex. Hd.	44	4	1
87-3820	Wheel - Steering	6	7	1	87-5280	Shaft - Release	14	4	1
87-3850	Bar - Anti-Sway	21	17	1	87-5300	Fork - Clutch	14	23	1
87-3860	Link - Anti-Sway Bar	21	5	2	87-5320	Guide - Release	14	25	1
87-3890	Bracket - Anti-Sway Bar	21	18	2	87-5330	Washer	21	2	12
87-3910	Bushing - Anti-Sway Bar	21	19	2	87-5340	Seal Kit - Tie Rod End	23	*	4
87-3920	Bushing - Rubber	21	4	24	87-5350	Bracket - Switch	14	14	1
87-3920	Bushing - Rubber	25	7	8	87-5360	Lever	14	17	1
87-3940	Mount - Spring RH	25	*	1	87-5370	Rear Tire & Wheel Assembly	27	*	2
87-3960	Mount - Spring LH	25	18	1	87-5490	Switch - Neutral	14	15	1
87-3980	Shackle - Spring	25	11	4	87-5560	Hub - Wheel	23	8	2
87-3990	Oil Strainer Assembly	34	24	1	87-5580	Fuel Gauge Assembly	2	15	1
87-4010	Clamp - Anti-Sway Bar	21	20	2	87-5590	Temperature Gauge Assy.	2	8	1
87-4060	Spacer - Bearing	26	21	2	87-5700	Hydraulic Pump Assembly	29	22	1
87-4070	Bumper - Front	1	14	1	87-5720	Rim	23	6	2
87-4080	Tube - Brake LH	26	6	1	87-5730	Hose - Hydraulic	34	3	1
87-4090	Tube - Brake RH	26	1	1	87-5730	Hose - Hydraulic	41	8	1
87-4100	Hose - Brake	26	3	2	87-5770	U-Bracket - Tail Light	48	5	1
87-4100	Hose - Brake	25	5	2	87-5800	Bracket - Mount	34	19	2
87-4110	Puck - Engine Adapter	33	41	1	87-5910	Decal - Supervisor	3	55	1
87-4120	Driveshaft	31	5	1	87-5920	Decal - Danger	16	26	1
87-4150	Hose - Radiator Lower	29	32	1	87-5930	Decal - Caution	15	10	1
87-4150	Hose - Radiator Lower	33	35	1	87-5940	Decal - Rollover	20	2	1
87-4230	Harness - Wire Front LH	2	41	1	87-5960	Decal - Axle	15	11	1
87-4260	Cable Assembly	18	15	2	87-5970	Decal - PTO	15	16	1
87-4260	Shift Cable Assembly	34	36	2	87-5980	Decal - ROPS	20	3	2
87-4340	Clamp - Cable	18	10	1	87-5990	Decal - PTO	26	40	1
87-4350	Lever - Hi-Lo	18	2	1	87-6000	Decal - Differential	15	17	1

*Not Illustrated

TORO PART NUMBER INDEX (Cont.)

Part No.	Description	Pg. No.	Ref. No.	Qty.	Part No.	Description	Pg. No.	Ref. No.	Qty.
87-6010	Decal - Dump Hyd.	15	19	1	87-8460	Bumper	14	34	1
87-6020	Decal - Brake	15	20	1	87-8471	Bracket - Clutch	14	7	1
87-6040	Bracket - Shifter	18	22	1	87-8500	Front Wire Harness Assy.	2	47	1
87-6060	Decal - ATF	26	4	1	87-8530	Decal - Dash	3	56	1
87-6070	Decal - Workman 3300D	1	15	1	87-8550	Control Panel Assembly	2	53	1
87-6170	Frame - Seat	17	14	1	87-8620	Boot - Shift	15	13	1
87-6240	Bracket - Seat Back	17	23	4	87-8640	Washer - Flat	18	26	1
87-6270	Socket & Bulb Assembly	3	60	4	87-8700	Screw - Cap Hex. Hd.	26	37	4
87-6280	Plate - Seat Back	17	18	2	87-8710	Tab - Clutch	14	40	1
87-6290	Cushion - Seat Back	17	17	2	87-8730	Stud - Drive	23	9	10
87-6300	Lens	48	7	1	87-8780	Head - Oil Filter	41	29	1
87-6310	Gasket	48	9	1	87-9070	Decal - Quick Ref.	15	23	1
87-6320	Bulb - Headlight	1	5	2	87-9080	Decal - Grease	27	44	2
87-6330	Lens - Headlight	1	6	2	87-9250	Transaxle Assembly	34	20	1
87-6370	Rear Tire & Wheel Assembly	27	*	2	87-9300	Door - Clean Out	29	35	1
87-6410	Bracket - Harness	14	18	2	87-9350	Hydraulic Tube Assembly	44	16	1
87-6570	Foam - Seal	18	38	1	87-9390	Cup	43	9	1
87-6620	Screw	1	10	15	87-9400	Valve	43	11	1
87-6620	Screw - Torx Hd.	14	42	2	87-9420	Decal - Caution	29	36	1
87-6620	Screw - Torx, Pan Hd.	9	44	2	87-9430	Spindle - RH	23	13	1
87-6640	Lever - Dump Stop	19	14	1	87-9440	Spindle - LH	23	*	1
87-6660	Fender - Rear 24	48	17	2	87-9480	Fender - Front	16	24	2
87-6670	Decal - Fuse	3	54	1	87-9500	Decal - Load	1	16	1
87-6710	Switch - Supervisor	34	32	1	87-9810	Foam - Overflow Tank	29	37	1
87-6720	Knob	18	17	1	92-0650	Bearing - Ball	37	22	1
87-6740	Tire - Rear 24	26	16	2	92-0651	Case - Transaxle	35	19	1
87-6750	Rim - Rear 24	26	19	2	92-0652	Cover - Upper	35	7	1
87-6890	Hold - Hand	15	1	1	92-0653	Cover - Side	35	9	1
87-6900	Tube - Hydraulic	32	10	1	92-0654	Carrier - Differential	35	17	1
87-6910	Spring - Compression	34	9	1	92-0655	Cover - Seal	35	30	1
87-6950	Receiver - LH	20	6	1	92-0656	Cover - P.T.O.	35	1	1
87-6960	Receiver - RH	20	7	1	92-0657	Plate - Center	35	21	1
87-7040	Bracket - Oil Filter	41	4	1	92-0662	Cap - Oil	35	5	1
87-7050	Cap - Reservoir	29	43	1	92-0663	Shaft - Main	37	16	1
87-7070	Skirt Assembly	15	2	1	92-0664	Hub - Synchro	37	12	2
87-7090	Assembly - Frame, R.O.P.S.	20	1	1	92-0665	Key - Synchro	37	23	6
87-7110	Assembly - Axle, Rear	26	5	1	92-0666	Spring - Synchro	37	13	4
87-7150	Assembly - Cradle, Spring	21	13	2	92-0667	Ring - Synchro	37	6	3
87-7160	Assembly - Clevis, Cable	18	7	1	92-0668	Shifter - Synchro	37	7	2
87-7160	Cable Clevis Assembly	34	27	1	92-0672	Gear - 18T	37	19	1
87-7170	Bracket - Clutch Spring	34	39	1	92-0673	Gear - 14T	37	21	1
87-7270	Washer - Flat	26	23	6	92-0674	Shaft - Reduction	37	28	1
87-7290	Fitting - Hydraulic	32	9	1	92-0677	Gear - 49T	37	31	1
87-7330	Hose - Radiator Upper	29	7	1	92-0679	Gear - 23T	37	25	1
87-7330	Hose - Radiator Upper	33	45	1	92-0680	Collar	37	26	1
87-7350	Hose - Suction	32	6	1	92-0681	Bearing - Needle	37	30	2
87-7380	Bracket - Relay/Indicator	41	10	1	92-0682	Washer - Thrust	37	29	1
87-7470	Plate - Clamp	25	16	2	92-0684	Gear - 33T	37	10	1
87-7480	Washer - Flat	25	31	8	92-0687	Gear - 16T	37	18	1
87-7480	Washer - Flat	6	37	3	92-0698	Shaft - Fork R-1	38	14	1
87-7550	Clamp - Tube	9	40	2	92-0699	Shaft - Fork 2-3	38	7	1
87-7600	Rod - Battery Support	40	19	1	92-0700	Fork - Shift R-1	38	3	1
87-7610	Tab - Battery Support	40	21	1	92-0701	Fork - Shift 2-3	38	6	1
87-7620	Shield - Plastic	40	12	1	92-0705	Lock - Spindle	38	20	1
87-7660	Clamp - Brake Line	11	2	8	92-0706	Cap - Fork Shaft	35	25	1
87-7930	Decal - Danger	17	6	1	92-0708	Shaft - Fork Hi-Lo	38	16	1
87-7930	Decal - Warning	46	13	1	92-0709	Fork - Shift Hi-Lo	38	17	1
87-7930	Decal - Warning	45	32	2	92-0710	Counter Shaft Assembly	36	14	1
87-7940	Stud	17	8	1	92-0710	Ring Gear Assembly	39	8	1
87-7950	Bed Support Assembly	17	7	1	92-0711	Washer - Thrust	36	4	2
87-7960	Lever - Shift Arm	34	13	2	92-0712	Bearing - Ball	36	1	1
87-7970	Arm - Shift	34	6	1	92-0713	Collar	36	12	1
87-8080	Console Plate Assembly	15	21	1	92-0714	Bearing - Ball	36	13	2
87-8120	Bracket - Trim Side	1	11	2	92-0715	Gear - 49T	36	6	1
87-8130	Bracket - Trim Top	1	19	1	92-0716	Collar	36	2	1
87-8160	Trim	1	20	1	92-0717	Gear - 71T	36	9	1
87-8240	Cable - Parking Brake	19	24	2	92-0718	Shifter - Hi-Lo	36	7	1
87-8250	Plate - Shift Arm	34	4	1	92-0719	Collar - Spline	36	8	1
87-8440	Assembly - Rear Frame	25	2	1	92-0720	Case - Differential	39	31	1

*Not Illustrated

TORO PART NUMBER INDEX (Cont.)

Part No.	Description	Pg. Ref. No. No. Qty.	Part No.	Description	Pg. Ref. No. No. Qty.
92-0721	Fork - Differential Lock	39 17 1	92-0820	Gear - 27T	37 5 1
92-0722	Shaft - Lock Fork	39 18 1	92-0821	Gear - 24T	37 15 1
92-0723	Spring - Compression	39 19 1	92-0822	Gear - 28T	37 24 1
92-0724	Arm - Differential Lock	39 27 1	92-0823	Gear - 43T	37 27 1
92-0725	Shaft - Axle L.H.	39 28 1	92-0824	Shaft - Reverse Idler	37 9 1
92-0726	Shaft - Axle R.H.	39 1 1	92-0827	Gear	53 12 1
92-0727	Washer	39 4 2	92-0830	Plate - Rear	59 47 1
92-0728	Washer	39 2 1	92-0831	Pin - Knock	59 48 1
92-0729	Seal - Oil	38 10 3	92-0835	Gear	54 7 1
92-0730	Slider - Differential Lock	39 7 1	92-0836	Flywheel Assembly	54 13 1
92-0731	Spring - Compression	38 2 3	92-0837	Fitting - Thermostat	56 32 1
92-0732	Plate - Keeper	38 8 3	92-0839	Plate	53 14 1
92-0733	Washer	39 20 1	92-0840	Gear	53 17 1
92-0740	Washer - Thrust	37 3 3	92-0841	Ring - Retaining	53 15 1
92-0741	Washer - Thrust	36 10 1	92-0842	Gear Assembly	53 13 1
92-0743	Breather - Air	35 27 1	92-0843	Bolt w/Washer	63 2 2
92-0744	Washer	39 14 1	92-0844	Plug - Glow	56 39 3
92-0745	Gear - Side L.H.	39 24 1	92-0845	Crankshaft	54 16 1
92-0746	Gear - Side R.H.	39 11 1	92-0846	Cover Assembly	56 6 1
92-0747	Washer - Thrust	39 10 2	92-0847	Oil Filler Cap Assembly	56 11 1
92-0748	Gear - Pinion	39 12 2	92-1914	Bearing - Ball	54 27 1
92-0749	Shaft - Pinion	39 23 1	92-2160	Cartridge - Relief Valve	44 12 1
92-0750	Washer	39 13 2	92-2161	Body - Relief Valve	44 28 1
92-0753	Ring - Retaining	37 2 1	92-2162	Head	46 6 1
92-0753	Ring - Retaining	39 21 1	92-2165	Kit - Repair	46 * 1
92-0754	Ring - Retaining	37 20 1	92-2173	Screw - Cap Socket Head	30 18 8
92-0755	Ring - Retaining	36 11 1	92-2174	Screw - Adjusting	30 22 1
92-0756	Ring - Retaining	39 5 3	92-2175	Gear	30 11 2
92-0759	Ring - Retaining	35 22 1	92-2176	Pin - Dowel	30 16 2
92-0760	Ring - Retaining	35 15 1	92-2177	Pin - Shear	30 7 1
92-0761	Ring - Retaining	38 18 1	92-2178	Ring - Crescent	30 4 4
92-0762	Washer - Lock	35 3 1	92-2179	Key - Square	30 5 1
92-0763	Ring - Retaining	37 14 3	92-2180	Gasket - Copper	30 23 1
92-0764	Ring - Retaining	36 3 3	92-2181	Plate - Pressure	30 13 1
92-0765	Pin - Alignment	35 8 4	92-2182	Plate - Seal	30 9 1
92-0765	Pin - Alignment	39 9 2	92-2183	Plate - Wear	30 10 1
92-0768	Pin - Spring	39 15 2	92-2184	Cap - Relief Valve	30 24 1
92-0769	Pin - Spring	38 4 2	92-2185	Plug	30 19 1
92-0770	Pin - Spring	39 26 1	92-2186	Spacer	30 3 1
92-0771	Pin - Spring	39 16 1	92-2187	Housing - Gear, End	30 17 1
92-0772	Key	37 17 2	92-2189	Shaft - Drive	30 6 1
92-0773	Drain Plug Assembly	35 13 1	92-2190	Shaft - Idler	30 25 1
92-0775	Bearing - Ball	39 6 2	92-2191	Bearing	30 27 1
92-0775	Bearing - Ball	35 33 2	92-2192	Bearing	30 12 4
92-0776	Bearing - Ball	39 29 1	92-2193	Ball	30 20 1
92-0778	Bearing - Ball	37 11 2	92-2194	Spring	30 21 1
92-0780	Bearing - Ball	39 3 1	92-2195	Seal - Oil	30 2 1
92-0781	Bearing - Needle	37 4 4	92-2196	Seal - Pressure Plate	30 15 1
92-0782	Bearing - Needle	37 33 1	92-2197	Seal - Back Up	30 14 1
92-0783	Sleeve - Inner	36 5 1	92-2198	Seal	30 26 1
92-0785	Ball	38 1 3	92-2199	Key - Ball	30 28 1
92-0787	O-Ring	35 12 1	92-2379	Clamp - Hose	29 2 2
92-0787	O-Ring	39 22 1	92-2379	Clamp - Hose	42 32 1
92-0788	O-Ring	35 6 1	92-2379	Clamp - Hose	41 34 1
92-0789	O-Ring	35 14 1	92-2601	Ring - Retaining	50 49 4
92-0790	O-Ring	35 29 1	92-2602	Coupling - Hyd. Female	51 54 2
92-0791	Seal - Oil	35 26 1	92-2603	Plug - Dust	50 51 2
92-0793	Seal - Oil	35 16 2	92-2605	Hydraulic Hose Assembly	50 36 1
92-0793	Seal - Oil	39 32 2	92-2606	Hydraulic Hose Assembly	50 33 1
92-0796	Screw - Cap Hex. Hd.	35 31 5	92-2609	Decal - Remote Hyd.	15 18 1
92-0803	Screw - Hex. Flange Hd.	39 30 12	92-2610	Decal - Coupler (US)	51 55 1
92-0804	Stud	35 28 1	92-2611	Decal - Caution (US)	51 56 1
92-0807	Cap - Sealing	35 23 1	92-2620	Hydraulic Tube Assembly	50 45 1
92-0808	Shim Set	35 20 1	92-2622	Hydraulic Tube Assembly	50 10 1
92-0809	Shim Set	35 11 1	92-2623	Plate - Valve Mount	50 3 1
92-0816	Arm - Shift Fork R-1	38 15 1	92-2624	Hydraulic Hose Assembly	50 6 1
92-0817	Arm - Shift Fork 2-3	38 5 1	92-2625	Relief Valve Assembly	50 48 1
92-0818	Arm - Shift Fork Hi-Lo	38 19 1	92-2697	Hose - Hydraulic LH	45 1 1
92-0819	Gear - 40T	37 32 1	92-2771	Rear Coupler Bracket Assy.	51 53 1

*Not Illustrated

TORO PART NUMBER INDEX (Cont.)

Part No.	Description	Pg. No.	Ref. No.	Qty.	Part No.	Description	Pg. No.	Ref. No.	Qty.
92-4100	Backplate Assembly RH	28	*	1	92-4168	Return - Guide Ball	7	7	2
92-4101	Primary Piston Assembly	10	11	1	92-4169	Bearing - Needle	7	21	1
92-4102	Secondary Piston Assembly	10	4	1	92-4170	Bearing - Pitman Shaft	7	47	1
92-4103	Pin - Stop	10	3	1	92-4177	Yoke - Double Clamp	26	34	2
92-4108	Washer - Retainer	10	10	1	92-4179	Yoke, Shaft & Seal Tube	26	33	2
92-4109	Circlip	10	9	1	92-4180	Seal	26	32	2
92-4110	Clevis	10	5	1	92-4182	Yoke & Hub	26	31	2
92-4111	Petcock - Radiator	29	38	1	92-4187	Cross & Bearing Kit	26	30	4
92-4112	Cap Assembly	10	12	1	92-4188	Ring - Snap	26	28	12
92-4113	Screw - Bleed	24	4	1	92-4189	Strap & Bolt Kit	26	36	2
92-4114	Cap - Bleed Screw	24	5	1	92-4190	Yoke - End	26	29	2
92-4114	Cap - Bleed Screw	28	5	1	92-4198	Fan Shroud Assembly	29	17	1
92-4115	Backplate Assembly LH	24	2	1	92-5304	Decal - Brake (Japan)	15	20	1
92-4116	Backplate Assembly RH	24	*	1	92-5311	Decal - Differential (Japan)	15	17	1
92-4117	Assy. - Wheel Cylinder LH	24	*	1	92-5318	Decal - Axle (Japan)	15	11	1
92-4118	Assy. - Wheel Cylinder RH	24	*	1	92-5325	Decal - Caution (Japan)	15	10	1
92-4119	Kit - Seal	24	*	1	92-5332	Decal - Supervisor (Japan)	3	55	1
92-4120	Shoe & Lining Set	24	13	1	92-5339	Decal - Coupler (JAP)	51	*	1
92-4121	Assembly - Adjuster LH	24	*	1	92-5346	Decal - Remote Hyd.	15	18	1
92-4122	Assembly - Adjuster RH	24	*	1	92-5353	Decal - Dump Hyd. (Japan)	15	19	1
92-4123	Assembly - Pawl LH	24	19	1	92-5360	Decal - PTO (Japan)	15	16	1
92-4123	Assembly - Pawl LH	28	19	1	92-5367	Decal - PTO (Japan)	26	40	1
92-4124	Assembly - Pawl RH	24	*	1	92-5374	Decal - Fuse (Japan)	3	54	1
92-4124	Assembly - Pawl RH	28	*	1	92-5381	Decal - ROPS (Japan)	20	3	2
92-4125	Plug	24	3	1	92-5388	Decal - Rollover (Japan)	20	2	1
92-4126	Spring - Shoe, Upper LH	24	14	1	92-5395	Decal - Load (Japan)	1	16	1
92-4127	Spring - Shoe, Upper RH	24	*	1	92-5466	Decal - Caution (JAP)	51	*	1
92-4128	Spring - Shoe, Lower	24	15	1	92-5473	Decal - ATF (Japan)	26	4	1
92-4129	Spring - Adjuster, LH	24	20	1	92-5497	Decal - Quick Ref. (DU)	15	23	1
92-4130	Spring - Adjuster, RH	24	*	1	92-5498	Decal - Quick Ref. (FR)	15	23	1
92-4131	Washer - Hold Down	24	22	2	92-5499	Decal - Quick Ref. (GR)	15	23	1
92-4131	Washer - Hold Down	28	22	2	92-5951	Angle - Hitch	26	41	1
92-4132	Spring - Hold Down	24	23	2	92-5964	Cover - Engine	33	56	1
92-4133	Pin - Hold Down	24	26	2	92-5972	Grommet	17	5	4
92-4133	Pin - Hold Down	28	26	2	92-6400	Decal - Quick Ref. (IT)	15	23	1
92-4134	Plug - Inspection	24	25	1	92-6401	Decal - Quick Ref. (Japan)	16	23	1
92-4134	Plug - Inspection	28	25	1	92-6402	Decal - Quick Ref. (SP)	15	23	1
92-4135	Set Bolt	24	1	2	92-6403	Decal - Quick Ref. (SW)	15	23	1
92-4135	Set Bolt	28	1	2	92-6408	Decal - Danger (Japan)	16	26	1
92-4136	Backplate Assembly LH	28	2	1	92-6415	Decal - Danger (Japan)	17	6	1
92-4137	Screw - Bleed	28	4	1	92-6415	Decal - Warning (Japan)	45	32	2
92-4140	Assy. - Wheel Cylinder LH	28	*	1	92-6429	Decal - Dash (Japan)	3	56	1
92-4141	Assy. - Wheel Cylinder RH	28	*	1	92-6444	Decal - Grease (Japan)	27	44	2
92-4142	Seal Kit	28	*	1	92-6479	Decal - Caution (Japan)	25	29	2
92-4143	Shoe & Lining Set	28	13	1	92-6493	Decal - Warning (Japan)	21	33	2
92-4144	Assembly - Adjuster LH	28	*	1	92-7240	Decal - Warning (Japan)	29	47	1
92-4145	Assembly - Adjuster RH	28	*	1	92-7905	Switch & Bracket Assembly	50	31	1
92-4146	Plug	28	3	1	93-0307	Nut - Retainer	23	35	2
92-4147	Spring - Shoe, Upper LH	28	14	1	93-0309	Washer - Tab	23	3	2
92-4148	Spring - Shoe, Upper RH	28	*	1	93-3102	Cap - Fuel	42	1	1
92-4149	Spring - Shoe, Lower	28	15	1	93-3766	Decal - Caution (Japan)	29	36	1
92-4150	Spring - Adjuster, LH	28	20	1	93-6668	Decal - Charging (Europe)	40	24	1
92-4151	Spring - Adjuster, RH	28	*	1	93-6681	Decal - Warning (Europe)	29	47	1
92-4152	Spring - Hold Down	28	23	2	93-6687	Decal - No Step (Europe)	40	10	1
92-4153	Assembly - Steering Column	6	11	1	93-7051	Radiator Assembly	29	39	1
92-4154	Universal Joint Assembly	6	31	1	93-7053	Warning Light Assembly	2	9	1
92-4155	Slip Joint Assembly - Upper	6	28	1	93-7081	Tube - Brake Front RH	11	10	1
92-4156	Slip Joint Assembly - Lower	6	29	1	93-7082	Tube - Brake Front LH	11	16	1
92-4157	Boot - Steering Shaft	6	24	1	93-7085	Tube - Brake Front	11	19	1
92-4158	Valve Assy. - Hyd. Gear	8	*	1	93-7088	Support - Fan	29	20	1
92-4159	Nut - Adjuster Plug Lock	7	25	1	93-7090	Stub - Axle	26	14	2
92-4160	Bearing Service Kit - Upper	8	*	1	93-7094	Cover - Wire Harness	2	49	1
92-4161	Assembly - Cover Service	7	*	1	93-7099	Frame - Engine	32	1	1
92-4162	Pitman Shaft - Gear Service	8	*	1	93-7100	Mount - Engine	32	5	1
92-4163	Assy. - Steering Housing	8	*	1	93-7100	Mount - Engine	33	40	1
92-4164	Plug Assy. - Service Adjust.	8	*	1	93-7103	Screen - Radiator	29	8	1
92-4165	Plug - Housing End	7	2	1	93-7120	Housing - Bell	14	10	1
92-4166	Rack/Piston/Nut Assembly	8	*	1	93-7123	Hose - Brake Front	22	8	2
92-4167	Assembly - Plug Service	8	*	1	93-7123	Hose - Brake Front	11	9	2

*Not Illustrated

TORO PART NUMBER INDEX (Cont.)

Part No.	Description	Pg. Ref. No. No. Qty.	Part No.	Description	Pg. Ref. No. No. Qty.
93-7125	Brake Assembly RH	26 * 1	93-9861	Decal - PTO (Europe)	15 16 1
93-7125	Rear Brake Assembly - RH	28 * 1	93-9862	Decal - PTO (Europe)	26 40 1
93-7126	Brake Assembly LH	26 9 1	93-9866	Decal - Remote Hyd.	15 18 1
93-7126	Rear Brake Assembly - LH	28 * 1	93-9879	Decal - Warning (Europe)	21 33 2
93-7128	Drum - Brake	26 15 2	94-1224	Decal - Load (Europe)	1 16 1
93-7130	Harness - Wire	33 15 1	94-1257	Block Sub-Assembly	53 1 1
93-7130	Harness - Wire	41 25 1	94-1258	Gasket - Cylinder Head	56 25 1
93-7130	Harness - Wire Rear	40 22 1	94-1259	Case Sub-Assembly	57 1 1
93-7130	Harness - Wire Rear	2 34 1	94-3533	Cover (Intake)	56 5 1
93-7133	Arm - Control Upper LH	22 * 1	94-3800	Master Cylinder Assembly	9 3 1
93-7135	Arm - Control Upper RH	22 21 1	94-3801	Fuel Tank Assembly	42 2 1
93-7140	Belt - V	31 14 1	94-3804	Rod End Assy. LH Thread	23 *19 2
93-7145	Screw - Cap Hex. Hd.	6 19 3	94-3807	Rod End Assy. RH Thread	23 * 2
93-7252	Decal - CE (Europe)	3 66 1	94-3809	Tire - Hard Surface	23 * 2
93-7275	Decal - Fluid (Europe)	31 18 1	94-3810	Rod - Link	9 25 1
93-7276	Decal - Danger (Europe)	40 25 1	94-3814	Tube - Hydraulic	9 1 1
93-7814	Decal - Caution (Europe)	31 1 1	94-3815	Tube - Hydraulic	9 2 1
93-8071	Decal - Caution (Europe)	25 29 2	94-3819	Tube - Brake Rear	11 5 1
93-8938	Bracket - Cover Mount LH	29 44 1	94-3820	Tube - Brake Front	11 1 1
93-8939	Bracket - Cover Mount RH	29 46 1	94-3821	Plate - Center, Frame	9 34 1
93-8940	Cover - Radiator	29 45 1	94-3823	Bell Crank	9 19 1
93-8941	Bracket - Front LH	48 15 1	94-3827	Spring - Return	62 41 1
93-8942	Bracket - Front RH	48 * 1	94-3829	Pin - Clevis	19 23 1
93-8943	Plate - Tail Light LH	48 12 1	94-3836	Cable - Accelerator	33 6 1
93-8944	Plate - Tail Light RH	48 * 1	94-3836	Cable - Accelerator	9 42 1
93-8958	Pedal - Clutch	14 37 1	94-3837	Cable - Clutch	3 67 1
93-8961	Arm - Accelerator Pedal	9 10 1	94-3837	Clutch Cable Assembly	14 1 1
93-8965	Pedal - Brake	9 27 1	94-3838	Bracket - Mudflap LH	1 23 1
93-8969	Pedal - Accelerator	9 15 1	94-3839	Bracket - Mudflap RH	1 * 1
93-8970	Cylinder Head Assembly	56 28 1	94-3841	Mudflap	1 26 2
93-8971	Seal - Port, Flange	10 2 2	94-3842	Tube - Brake Rear	11 12 1
93-8972	Shaft - Idler	59 34 1	94-3843	Tube - Brake LH	25 22 1
93-8973	Piston & Pin Set STD	54 10 3	94-3844	Tube - Brake LH	25 * 1
93-8974	Thermostat	33 42 1	94-3845	Tube - Brake RH	25 20 1
93-8975	Piston & Pin Set 0.25 OS	54 * 3	94-3846	Tube - Brake RH	25 3 1
93-8976	Piston & Pin Set 0.50 OS	54 * 3	94-5202	Lever Support Assembly	18 14 1
93-8995	Rod - Threaded	33 46 1	94-5203	Hydraulic Cylinder Assy.	45 16 2
93-9089	Decal - Coupler (CE)	51 * 1	94-5206	Barrel Assembly	46 1 1
93-9090	Decal - Caution (CE)	51 * 1	94-5207	Shaft	46 2 1
93-9430	Decal - Differential (Europe)	15 17 1	94-5209	Cover - Dust	10 7 1
93-9431	Decal - Quick Ref. (DN)	15 23 1	94-5210	Rod - Push	10 8 1
93-9432	Decal - Quick Ref. (FN)	15 23 1	94-5213	Muffler	33 31 1
93-9433	Decal - Quick Ref. (NO)	15 23 1	94-5221	Flap - Cylinder, Master	9 43 1
93-9434	Decal - Quick Ref. (PO)	15 23 1	94-5224	Driveshaft Assembly	27 * 2
93-9442	Decal - ATF (Europe)	26 4 1	94-5230	Engine	33 55 1
93-9443	Decal - Brake (Europe)	15 20 1	94-5235	Air Cleaner (Complete)	43 * 1
93-9444	Decal - Dump Hyd.	15 19 1	94-5235	Air Cleaner Assembly	42 23 1
93-9445	Decal - Dash (Europe)	3 56 1	94-5237	Pulley	29 26 1
93-9447	Decal - Caution (Europe)	29 36 1	94-5238	Hose - Air Cleaner	42 19 1
93-9448	Decal - Caution (Europe)	15 10 1	94-5238	Hose - Air Intake	33 11 1
93-9449	Decal - Grease (Europe)	27 44 2	94-5240	Operators Platform Assy.	1 17 1
93-9535	Hydraulic Tube Assembly	50 5 1	94-5245	Supervisor Switch Assembly	2 29 1
93-9536	Rod - Connecting	49 6 1	94-5255	Hose - Hydraulic	41 43 1
93-9537	Bracket - Switch Mounting	50 44 1	94-5255	Hydraulic Hose Assembly	50 29 1
93-9538	Cover - Switch	50 42 1	94-5256	Bell Crank	33 8 1
93-9539	Strip - Tapped	50 30 1	94-5259	Bracket - Accelerator	33 4 1
93-9540	Sleeve - Protective	50 35 1	94-5261	Tire	23 5 2
93-9541	Harness - Wire	51 57 1	94-5272	Decal - Warning	3 68 1
93-9542	Cam - Switch	50 13 1	218-446	Nut - Hex.	2 11 1
93-9551	Sleeve - Protective	50 40 1	218-447	Washer - Lock	2 12 1
93-9552	Hose - Hydraulic	45 4 1	218-473	Boot - Switch	3 63 1
93-9850	Decal - Rollover (Europe)	20 2 1	218-574	Fuse - 7.5 Amp	2 46 2
93-9851	Decal - Fuse (Europe)	3 54 1	218-578	Fuse - 10 Amp	3 61 1
93-9852	Decal - Danger (Europe)	17 6 1	218-600	Bulb	2 13 2
93-9852	Decal - Warning (Europe)	45 32 2	219-17	Bulb - Warning Light	3 59 4
93-9856	Decal - Supervisor (Europe)	3 55 1	232-27	Stem - Valve	23 31 2
93-9857	Decal - Axle (Europe)	15 11 1	232-27	Valve - Stem	26 17 2
93-9859	Decal - ROPS (Europe)	20 3 2	233-37	Knob	18 1 1
93-9860	Decal - Danger (Europe)	16 26 1	233-39	Knob	44 1 1

*Not Illustrated

TORO PART NUMBER INDEX (Cont.)

Part No.	Description	Pg. No.	Ref. No.	Qty.	Part No.	Description	Pg. No.	Ref. No.	Qty.
233-39	Knob	49	1	1	302-5	Fitting - Grease	9	8	3
233-39	Knob	6	1	1	302-5	Fitting - Grease	22	14	4
233-48	Knob	19	4	1	302-5	Fitting - Grease	23	20	4
237-21	Seal - O-Ring	45	2	6	302-5	Fitting - Grease	6	30	1
237-22	Seal - O-Ring	45	5	3	302-5	Fitting - Grease	26	35	2
237-22	Seal - O-Ring	44	9	4	302-5	Fitting - Grease	14	44	1
237-22	Seal - O-Ring	50	14	10	302-11	Fitting - Grease	21	8	1
237-30	Seal - O-Ring	34	33	2	302-58	Fitting - Grease	27	46	16
237-42	O-Ring	47	2	2	321-2	Screw - Cap Hex. Hd.	2	1	7
237-42	O-Ring	52	2	2	321-2	Screw - Hex. Hd.	50	39	2
237-42	Seal - O-Ring	45	7	2	321-3	Screw - Cap Hex. Hd.	2	4	2
237-42	Seal - O-Ring	44	11	2	321-3	Screw - Cap Hex. Hd.	29	31	4
237-42	Seal - O-Ring	50	15	5	321-3	Screw - Cap Hex. Hd.	6	33	2
237-42	Seal - O-Ring	34	41	1	321-4	Screw - Cap Hex. Hd.	29	5	4
237-78	Seal - O-Ring	45	15	4	321-4	Screw - Cap Hex. Hd.	40	6	1
237-78	Seal - O-Ring	50	16	3	321-4	Screw - Cap Hex. Hd.	32	8	1
237-79	Seal - O-Ring	41	5	2	321-4	Screw - Cap Hex. Hd.	15	9	8
237-79	Seal - O-Ring	45	25	1	321-4	Screw - Cap Hex. Hd.	17	20	8
237-80	Seal - O-Ring	45	24	1	321-4	Screw - Cap Hex. Hd.	11	22	1
237-123	Seal - O-Ring	34	23	1	321-4	Screw - Cap Hex. Hd.	1	24	4
240-5	Grommet	14	31	1	321-4	Screw - Cap Hex. Hd.	14	30	1
241-119	Cap Dust	23	1	2	321-4	Screw - Cap Hex. Hd.	2	33	1
2410-35	Plug	2	6	1	321-4	Screw - Hex. Flange Hd.	25	26	4
2410-42	Cap - Front Bumper	1	12	2	321-5	Screw - Cap Hex. Hd.	33	2	1
2410-64	Plug - Hole	3	64	1	321-6	Screw - Cap Hex. Hd.	48	3	12
2411-33	Joint - Ball	14	3	1	321-6	Screw - Cap Hex. Hd.	22	5	2
2412-10	Clamp - R	22	7	2	321-9	Screw - Cap Hex. Hd.	11	3	4
2412-34	Clamp	45	22	1	321-9	Screw - Cap Hex. Hd.	44	5	2
2412-34	Clamp	33	36	2	321-9	Screw - Cap Hex. Hd.	19	27	1
2412-34	Clamp - Hose	29	6	2	321-9	Screw - Cap Hex. Hd.	9	38	1
2412-34	Clamp - Hose	32	7	1	321-9	Screw - Hex. Hd.	50	46	1
2412-36	Clamp	42	8	1	321-14	Screw - Cap Hex. Hd.	45	8	2
2412-36	Clamp - Hose	34	2	1	321-15	Screw - Cap Hex. Hd.	44	13	1
2412-36	Clamp - Hose	41	7	2	321-23	Screw - Hex. Hd.	50	43	2
2412-89	Clamp - R	40	20	1	322-2	Screw - Cap Hex. Hd.	11	11	1
2412-89	Clamp - R	11	21	1	322-2	Screw - Cap Hex. Hd.	6	16	6
2412-89	Clamp - R	14	29	1	322-2	Screw - Cap Hex. Hd.	42	22	4
2412-89	Clamp - R	2	32	1	322-2	Screw - Cap Hex. Hd.	29	42	6
2412-92	Clamp - Hose	33	10	1	322-2	Screw - Cap Hex. Hd.	2	50	3
2412-92	Clamp - Hose	42	20	1	322-3	Screw - Cap Hex. Hd.	50	7	4
2412-93	Clamp - R	48	2	1	322-3	Screw - Cap Hex. Hd.	45	20	4
2412-105	Clamp - R	6	17	2	322-5	Screw - Cap Hex. Hd.	31	2	4
2412-106	Clamp - R	32	11	1	322-5	Screw - Cap Hex. Hd.	15	6	8
2412-108	Clamp - Hose	42	10	1	322-5	Screw - Cap Hex. Hd.	49	9	1
2412-108	Clamp - Hose	33	12	2	322-5	Screw - Cap Hex. Hd.	22	10	2
2412-108	Clamp - Hose	41	15	3	322-5	Screw - Cap Hex. Hd.	48	20	4
2412-130	Clamp - Hose	43	10	1	322-5	Screw - Cap Hex. Hd.	44	24	1
2412-133	Clamp - R	17	3	2	322-5	Screw - Cap Hex. Hd.	29	25	4
2412-149	Clamp - R	33	37	1	322-5	Screw - Cap Hex. Hd.	9	36	2
2412-149	Clamp - Tube	25	24	4	322-5	Screw - Cap Hex. Hd.	18	51	2
251-8	Bearing - Ball	37	1	2	322-7	Screw - Cap Hex. Hd.	31	9	4
251-82	Bearing - Ball	31	11	2	322-12	Screw - Cap Hex. Hd.	18	25	1
251-346	Bearing - Ball	37	8	1	323-4	Screw - Cap Hex. Hd.	42	16	2
254-72	Cup - Bearing	23	29	2	323-4	Screw - Cap Hex. Hd.	1	22	1
254-94	Cone - Bearing	23	30	2	323-6	Screw - Cap Hex. Hd.	19	1	1
254-106	Cone - Bearing	23	27	2	323-6	Screw - Cap Hex. Hd.	26	11	8
254-107	Cup - Bearing	23	28	2	323-6	Screw - Cap Hex. Hd.	17	12	2
256-155	Bushing - Flange	9	26	2	323-6	Screw - Cap Hex. Hd.	18	37	1
256-156	Bushing - Flange	14	36	2	323-7	Screw - Cap Hex. Hd.	34	10	4
256-247	Bushing - Flange	9	18	2	323-7	Screw - Cap Hex. Hd.	9	17	2
256-259	Bushing - Flange	9	9	2	323-7	Screw - Cap Hex. Hd.	26	43	4
283-2	Pin - Clevis	9	4	1	323-8	Screw - Hex. Flange Hd.	23	11	8
283-30	Pin - Clevis	9	12	1	323-9	Screw - Cap Hex. Hd.	40	14	1
283-30	Pin - Clevis	14	35	1	323-10	Screw - Cap Hex. Hd.	34	7	1
283-62	Pin - Clevis	19	6	1	323-12	Screw - Cap Hex. Hd.	21	6	8
283-62	Pin - Clevis	18	8	3	324-9	Screw - Cap Hex. Hd.	21	22	4
283-62	Pin - Clevis	34	34	3	324-10	Screw - Cap Hex. Hd.	21	1	4
283-85	Pin - Clevis	9	14	1	324-12	Screw - Cap Hex. Hd.	32	3	2
302-5	Fitting - Grease	33	5	1	324-13	Screw - Cap Hex. Hd.	21	10	2

*Not Illustrated

TORO PART NUMBER INDEX (Cont.)

Part No.	Description	Pg. No.	Ref. No.	Qty.	Part No.	Description	Pg. No.	Ref. No.	Qty.
325-4	Screw - Cap Hex. Hd.	17	15	2	3256-22	Washer - Flat	11	4	4
325-13	Screw - Cap Hex. Hd.	22	11	8	3256-22	Washer - Flat	2	5	2
325-13	Screw - Cap Hex. Hd.	21	27	4	3256-22	Washer - Flat	15	8	8
325-19	Screw - Cap Hex. Hd.	26	27	1	3256-22	Washer - Flat	41	11	1
325-20	Screw - Cap Hex. Hd.	26	24	5	3256-22	Washer - Flat	48	11	12
3211-8	Screw - Cap Hex. Hd.	18	13	2	3256-22	Washer - Flat	29	14	4
3215-1	Screw - Cap Hex. Hd.	34	14	2	3256-22	Washer - Flat	44	18	3
3215-2	Screw - Cap Hex. Hd.	14	12	5	3256-22	Washer - Flat	17	19	8
3217-25	Nut - Hex.	2	38	4	3256-22	Washer - Flat	9	39	3
3217-26	Hut - Hex.	2	37	1	3256-22	Washer - Flat	14	41	2
3217-29	Nut - Jam	3	57	3	3256-23	Washer - Flat	15	4	8
3218-18	Nut - Jam	18	43	1	3256-23	Washer - Flat	49	5	2
3218-20	Nut - Jam	14	16	2	3256-23	Washer - Flat	19	21	1
3218-21	Nut - Jam	23	18	2	3256-23	Washer - Flat	48	21	4
3219-14	Nut	18	5	1	3256-23	Washer - Flat	44	26	2
3219-14	Nut - Hex.	34	30	1	3256-23	Washer - Flat	18	50	2
3219-20	Nut - Hex. LH	9	24	2	3256-23	Washer - Lock	14	38	4
3220-1	Nut - Jam	34	37	4	3256-24	Washer - Flat	40	15	2
3220-1	Nut - Jam	18	41	4	3256-24	Washer - Flat	48	18	6
3220-1	Nut - Jam	33	47	2	3256-25	Washer	33	30	6
3220-2	Nut - Jam	14	2	1	3256-25	Washer - Flat	32	4	2
3220-3	Nut - Jam	18	12	2	3256-25	Washer - Flat	49	10	1
3220-7	Nut - Jam	23	2	2	3256-26	Washer - Flat	14	11	4
3220-11	Nut - Jam	23	23	2	3256-26	Washer - Flat	9	21	1
3229-25	Nut - Lock	41	9	2	3256-27	Washer - Flat	25	6	4
3229-25	Screw - Carriage	45	19	2	3256-27	Washer - Flat	21	31	2
3230-18	Bolt - Carriage	17	2	8	3256-28	Washer - Flat	31	15	1
3230-23	Bolt - Carriage	41	2	2	3256-45	Washer - Flat	29	27	1
3230-23	Bolt - Carriage	40	5	4	3256-61	Washer - Flat	16	25	14
3230-23	Bolt - Carriage	29	24	7	3256-61	Washer - Flat	1	29	4
3231-3	Bolt - Carriage	21	21	4	3256-67	Washer - Flat	41	40	3
3231-21	Bolt - Carriage	40	1	6	3257-7	Key - Woodruff	31	17	1
3231-21	Bolt - Carriage	44	21	1	3258-19	Screw - Round Head	43	2	2
3231-21	Bolt - Carriage	17	22	4	3272-6	Pin - Cotter	18	3	3
3231-21	Bolt - Carriage	18	32	4	3272-6	Pin - Cotter	9	7	1
3232-17	Bolt - Carriage	25	19	8	3272-6	Pin - Cotter	19	8	2
3234-1	Screw - Hex. Flange Hd.	1	13	6	3272-6	Pin - Cotter	34	28	3
3234-4	Screw - Hex. Flange Hd.	41	45	4	3272-7	Pin - Cotter	49	12	1
3234-11	Screw - Cap Hex. Hd.	32	18	6	3272-10	Pin - Cotter	9	11	2
3234-21	Screw - Hex. Hd.	50	52	2	3272-10	Pin - Cotter	14	33	1
3234-38	Screw - Cap Hex. Hd.	42	31	2	3272-12	Pin - Cotter	22	17	4
3234-38	Screw - Hex. Flange Hd.	25	17	24	3272-12	Pin - Cotter	23	21	4
3234-40	Screw - Hex. Flange Hd.	20	4	4	3272-12	Pin - Cotter	23	32	2
3245-31	Screw - Set	29	48	1	3272-37	Pin - Cotter	45	18	2
3250-13	Screw	2	51	2	3274-31	Screw - Button Hd.	2	7	4
3250-13	Screw - Hex. Hd.	15	15	20	3274-54	Screw - Hex. Socket Hd.	42	28	2
3250-13	Screw - Pan Hd.	1	27	4	3274-94	Screw - Socket Button Hd.	48	16	6
3250-20	Screw - Round Hd.	29	41	4	3277-1	Nut - Hex.	6	5	1
3253-3	Washer - Lock	29	30	4	3290-221	Washer - Spring	18	34	1
3253-4	Washer - Lock	15	5	8	3290-221	Washer - Spring	19	36	2
3253-4	Washer - Lock	6	14	4	3290-271	Rivet - Pop	29	13	2
3253-4	Washer - Lock	33	22	6	3290-321	Screw - Hex. Flange Hd.	9	31	2
3253-6	Washer - Lock	27	45	10	3290-357	Nut - Flange	42	18	2
3253-15	Washer - Lock	42	5	5	3290-357	Nut - Flange	9	37	2
3253-15	Washer - Lock	2	39	4	3290-357	Nut - Flange Lock	40	2	6
3253-19	Washer - Lock	3	58	3	3290-357	Nut - Flange Lock	1	8	9
3253-21	Washer - Lock	26	10	8	3290-357	Nut - Flange Lock	17	10	4
3253-21	Washer - Lock	17	13	2	3290-357	Nut - Flange Lock	21	16	4
3253-21	Washer - Lock	23	33	8	3290-357	Nut - Flange Lock	29	21	1
3254-1	Washer - Lock	2	36	1	3290-357	Nut - Flange Lock	18	33	4
3254-2	Washer - Lock	33	32	2	3290-378	Tie - Cable	32	2	1
3255-7	Washer - ETLW	41	41	1	3290-378	Tie - Cable	50	41	6
3255-9	Washer - Lock ETLW	40	3	1	3290-378	Tie - Cable (Europe)	45	34	6
3256-3	Washer - Flat	31	8	4	3290-379	Tie - Cable	33	38	1
3256-4	Washer - Flat	34	8	1	3290-413	Washer - Belleville	32	16	12
3256-6	Washer - Flat	25	9	4	3290-455	Washer	6	12	1
3256-6	Washer - Flat	21	32	2	3290-456	Washer - Belleville	18	46	2
3256-14	Washer - Flat	44	30	1	3290-477	Washer - Curved	19	28	1
3256-14	Washer - Flat	50	37	2	3290-478	Washer - Belleville	19	17	1

*Not Illustrated

TORO PART NUMBER INDEX (Cont.)

Part No.	Description	Pg. No.	Ref. No.	Qty.	Part No.	Description	Pg. No.	Ref. No.	Qty.
3290-506	Palnut	48	4	2	32128-20	Nut - Flange Head	45	11	4
3290-507	Pin - Dowel	18	31	1	32128-20	Nut - Flange Lock	22	6	2
3296-2	Nut - Hex.	49	7	1	32128-20	Nut - Flange Lock	40	16	2
3296-2	Nut - Lock	15	22	20	32128-20	Nut - Flange Lock	17	21	8
3296-2	Nut - Lock	1	30	4	32128-20	Nut - Flange Lock	42	25	4
3296-2	Nut - Lock	9	33	2	32128-20	Nut - Flange Lock	9	29	1
3296-2	Nut - Lock	2	45	2	32128-20	Nut - Lock	50	9	4
3296-3	Nut - Lock	33	9	3	32128-20	Nut - Lock	29	40	6
3296-4	Nut - Lock	14	5	1	32128-21	Nut - Lock	34	5	1
3296-5	Nut - Flange Lock	29	28	1	32128-23	Nut - Flange	42	17	2
3296-6	Nut - Lock	9	20	2	32128-23	Nut - Flange Lock	20	5	4
3296-15	Nut - Lock	31	16	1	32128-23	Nut - Flange Lock	25	21	24
3296-23	Nut - Flange Lock	22	12	8	32128-33	Nut - Flange	32	14	1
3296-23	Nut - Lock	25	10	4	32128-33	Nut - Flange	2	44	12
3296-23	Nut - Lock	21	14	4	32128-33	Nut - Flange Head	45	12	4
3296-23	Nut - Lock	17	16	2	32128-33	Nut - Flange Lock	50	2	5
3296-23	Nut - Lock	9	22	1	32128-33	Nut - Flange Lock	41	3	1
3296-27	Rivet - Plastic	40	11	4	32128-33	Nut - Flange Lock	40	4	1
3296-29	Nut - Flange Lock	29	23	8	32128-33	Nut - Flange Lock	44	6	1
3296-29	Nut - Lock	31	6	6	32128-33	Nut - Flange Lock	25	27	4
3296-29	Nut - Lock	49	8	1	32128-33	Nut - Flange Lock	14	28	1
3296-29	Nut - Lock	14	19	1	32128-33	Nut - Lock	1	25	4
3296-29	Nut - Lock	48	19	4	32128-36	Nut - Lock	26	38	4
3296-29	Nut - Lock	44	27	1	32128-44	Nut - Flange Lock	17	9	2
3296-29	Nut - Lock	41	28	2	32128-53	Nut - Flange Lock	26	26	2
3296-29	Nut - Lock	9	30	2	32136-2	Nut - Slotted	22	2	2
3296-29	Nut - Lock	33	57	1	32136-3	Nut - Slotted	23	22	4
3296-39	Nut - Flange Lock	34	18	4	32141-86	Screw - Leveler	29	18	1
3296-39	Nut - Flange Lock	40	18	1	32144-4	Screw - Hex. Washer Hd.	18	9	2
3296-39	Nut - Lock	48	1	6	32144-10	Screw - Self Tapping	6	18	2
3296-39	Nut - Lock	25	13	6	32144-18	Screw - Cap Hex. Hd.	2	22	2
3296-39	Nut - Lock	32	15	6	32144-52	Screw - Hex. Hd.	15	12	6
3296-39	Nut - Lock	23	16	8	32144-93	Screw - Self Tapping	48	6	2
3296-39	Nut - Lock	44	23	1	32144-116	Screw - Pan Head	6	8	8
3296-39	Nut - Lock	21	28	8	32148-6	Insert - Threaded	2	2	8
3296-39	Nut - Lock	19	33	1	32148-7	Nut - Clinch	1	18	2
3296-39	Nut - Lock	26	42	4	32148-7	Nut - Clinch	18	19	2
3296-39	Nut - Lock	18	45	1	32148-9	Insert - Threaded	25	1	8
3296-42	Nut - Lock	19	12	2	32148-15	Insert - Threaded	18	4	1
3296-42	Nut - Lock	22	13	2	32148-15	Nut - Clinch	34	29	1
3296-42	Nut - Lock	48	13	16	32151-41	Ring - Retaining	30	1	1
3296-42	Nut - Lock	29	15	4	32151-56	Ring - Retaining	9	16	1
3296-42	Nut - Lock	41	17	2	32151-104	Ring - Snap	22	15	4
3296-42	Nut - Lock	44	19	2	32152-10	Nut	46	12	1
3296-42	Nut - Lock	11	20	5	33113-045	Screw - Cap Hex. Hd.	33	51	2
3296-42	Nut - Lock	42	26	2	340-2	Fitting - Straight	45	10	1
3296-42	Nut - Lock	6	32	2	340-3	Fitting - Hydraulic Straight	45	26	1
3296-42	Nut - Lock	9	41	1	340-12	Fitting - Hydraulic Straight	50	50	2
3296-48	Nut - Lock	21	11	10	340-77	Fitting - 90°	45	10	1
3296-48	Nut - Lock	32	20	2	340-77	Fitting - Hydraulic 90°	45	6	1
3296-56	Nut - Lock	33	50	2	340-77	Fitting - Hydraulic 90°	50	8	2
3296-58	Nut - Lock	18	11	1	340-86	Fitting - Hydraulic Tee	50	1	1
3296-59	Nut - Lock	6	13	1	340-86	Fitting - Hydraulic Tee	44	15	1
3296-76	Nut - Lock	25	30	8	340-87	Fitting - Hydraulic 45°	50	12	1
32104-88	Screw	1	4	6	340-88	Fitting - Hydraulic Straight	50	32	1
32105-5	Screw	50	11	1	340-92	Fitting - Hydraulic Straight	45	29	1
32105-8	Screw	50	38	2	340-94	Fitting - Hydraulic Tee	44	10	1
32107-11	Nut - Square	43	4	2	340-94	Fitting - Hydraulic Tee	50	47	1
32120-47	Ring - E	9	13	1	340-97	Fitting - Hydraulic 90°	50	34	1
32120-47	Ring - E	14	32	2	340-132	Fitting - Hydraulic 90°	45	14	4
32120-47	Ring - Retaining	19	10	3	340-140	Fitting - Hydraulic Tee	45	28	1
32121-7	Pin - Roll	14	22	1	340-151	Fitting - Hydraulic Tee	45	30	1
32121-24	Pin - Roll	14	24	2	353-707	Fitting - 90° Barb	41	16	1
32121-48	Pin - Roll	18	23	1	353-781	Fitting - Fuel 90°	42	14	1
32122-24	Screw - Round Hd.	42	6	5	353-783	Fitting - Straight	41	22	1
32128-20	Nut - Flange	11	17	1	354-134	Fitting - Hydraulic 90°	41	6	2
32128-20	Nut - Flange	6	27	6	354-135	Fitting - Hydraulic 90°	34	1	1
32128-20	Nut - Flange	2	48	3	354-136	Fitting - Hydraulic Straight	45	23	1

*Not Illustrated

PRODUCT CHANGES

In an effort to make improvements available to TORO owners as quickly as possible, minor changes are incorporated into Toro's products from time to time that do not become immediately shown in the Parts Catalog. If such a change has been made in your unit, which is not reflected in your manual, see your TORO Distributor or his Authorized TORO Service Dealer for information and part numbers.

IDENTIFICATION AND ORDERING

MODEL AND SERIAL NUMBERS

The Workman 3300D has two identification numbers; a model number and a serial number. The two numbers are stamped on a plate which is located on the main frame. In any correspondence concerning the Workman 3300D, supply model and serial numbers to assure that correct information and replacement parts are obtained.

To order replacement parts from an Authorized TORO Service Dealer, supply the following information:

1. Model and serial number of the Workman 3300D.
2. Part number, description, and the quantity of part(s) desired.

NOTE: Do not order by reference number if a parts catalog is being used; use the PART NUMBER.

TABLE OF CONTENTS

Description	Page	Description	Page
Front Bumper & Hood Assembly	1	Countershaft Assembly	36
Control Panel Assembly	2-3	Transaxle Gear Shafts Assembly	37
Electrical Schematic (Model 07205)	4	Shift Fork Assembly	38
Electrical Schematic (Model 07205TC)	5	Differential Gear Assembly	39
Steering Linkage Assembly	6	Battery Mount Assembly	40
Steering Gear Assembly No. 87-1500	7-8	Fuel Filter, Pump & Relay Mounting	41
Brake & Accelerator Pedal Assembly	9	Fuel Tank & Air Cleaner Assembly	42
Master Brake Cylinder No. 94-3800	10	Air Cleaner Assembly	43
Hydraulic Brake Line Routing Assembly	11	Lift Valve Linkage Assembly	44
Hydraulic Schematic (Model 07205)	12	Lift Valve & Cylinder Assembly	45
Hydraulic Schematic (Model 07205TC)	13	Lift Cylinder No. 94-5203	46
Clutch Linkage Assembly	14	Control Valve Assembly No. 43-1950	47
Seat Base Assembly	15-16	Rear Fender & Tail Light Assembly	48
Seat Back Assembly	17	Remote Hydraulics Control Lever & Linkage (Model 07205TC)	49
Hi-Lo Shift Levers Assemblies	18	Remote Hydraulics Plumbing Assembly (Model 07205TC)	50-51
Differential Lock & Parking Brake Assemblies	19	Remote Hydraulics Valve Assembly No. 43-1710	52
R.O.P.S. Assembly	20	Camshaft Assembly	53
Front Suspension Assembly	21	Valves & Crankshaft Assembly	54-55
Front Suspension Control Arm Assembly	22	Cylinder Head Assembly	56
Front Wheel Assembly	23	Crankcase Assembly	57
Front Brake Assembly	24	Water Pump Assembly	58
Rear Frame Assembly	25	Fuel Supply & Engine Block Assembly	59
Rear Axle Assembly	26-27	Fuel Injection Pump Assembly	60-61
Rear Brake Assembly	28	Governor Assembly	62
Radiator & Hydraulic Pump Assembly	29	Starter Assembly	63
Hydraulic Pump Assembly No. 87-5700	30	Alternator Assembly	64
Hydraulic Pump Drive Assembly	31	TORO Part Number Index	65-76
Engine Frame Assembly	32		
Engine Installation Assembly	33		
Transaxle Installation Assembly	34		
Transaxle Case Assembly	35		

Japanese parts kit number 93-8951 contains all of the individual parts on the preceding pages designated as (Japan).

