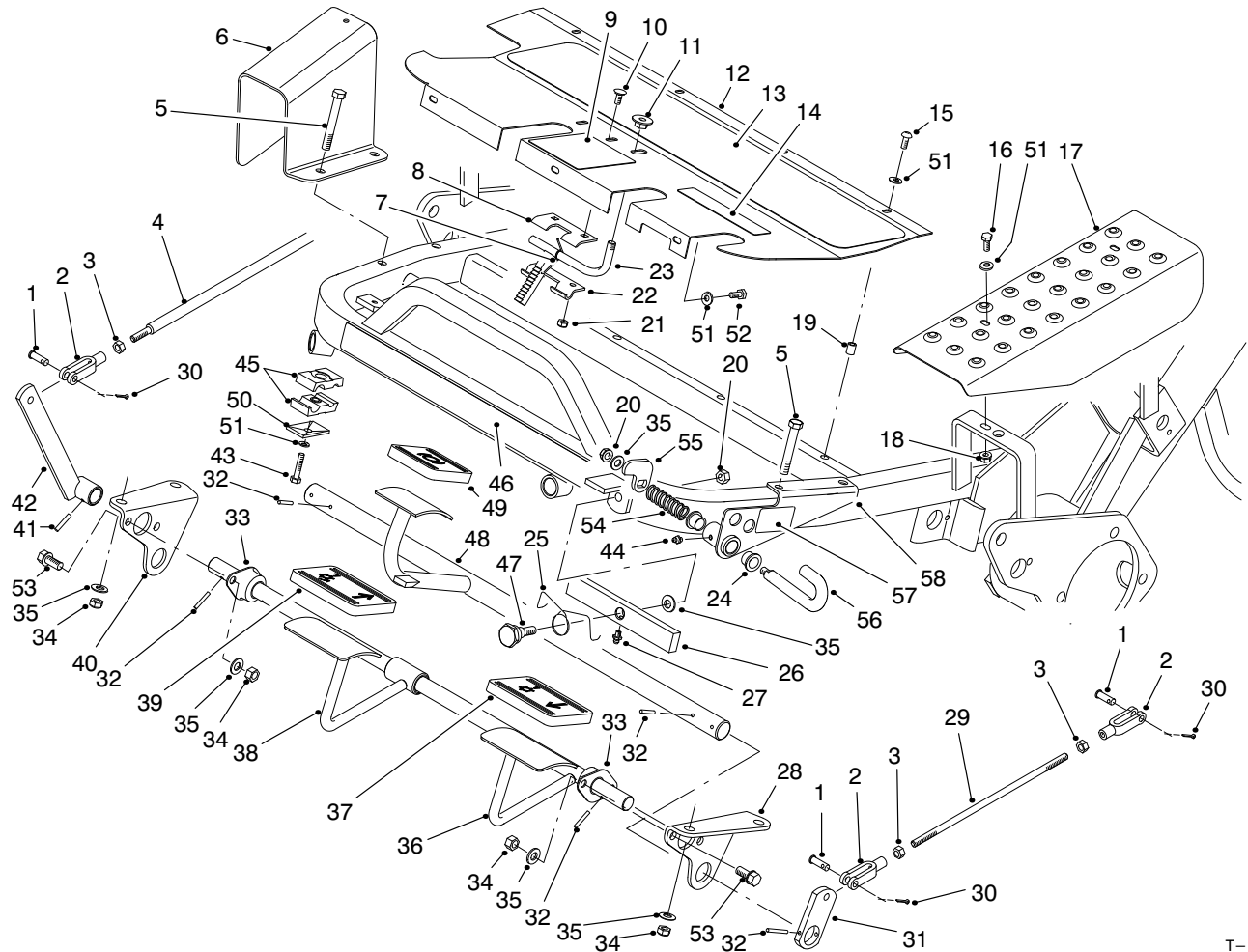




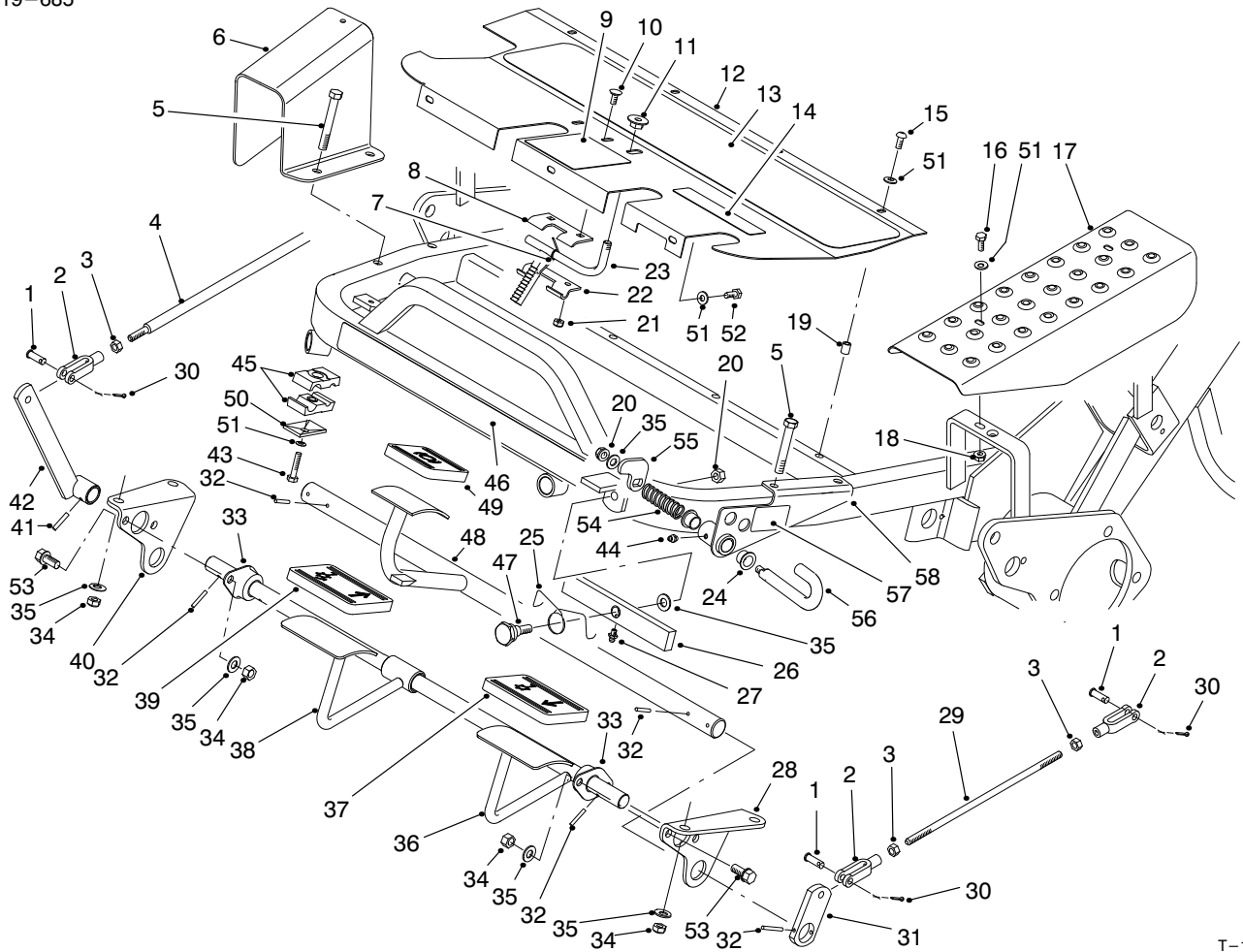
MODEL NO. 04354-80001 & UP

**PARTS
CATALOG**
**GREENSMASTER® 3100-3WD
TRACTION UNIT**


T-1285C

CONTROL PEDAL ASSEMBLY

Ref. No.	Part No.	Description	No. Used	Ref. No.	Part No.	Description	No. Used
1	283-61	Pin - Clevis	5	15	3274-31	Screw - Hex. Socket Hd.	4
2	282-2	Clevis - Adjusting	5	16	321-4	Screw - Hex. Flange Hd.	2
3	3220-2	Nut - Jam	5	17	83-0200	Cover - L.H.	1
4	49-5430	Rod - Control	1	18	32128-33	Nut - Flange Lock	2
5	323-13	Screw - Cap Hex. Hd.	4	19	32148-6	Insert - Threaded	8
6	49-6110	Guard - Transfer Rod	1	20	3296-39	Nut - Lock	2
7	10-8140	Spring - Torsion	1	21	3296-16	Nut - Lock	2
8	95-1628	Hinge - Upper	1	22	95-1629	Hinge - Lower	1
9	93-8062	Decal - Parking Brake	1	23	10-7850	Latch - Parking Brake	1
9	83-2480	Decal - Parking Brake (Japanese)	1	24	3-1506	Bushing	2
10	3229-22	Bolt - Carriage	2	25	83-0080	Spring - Torsion	1
11	32141-111	Nut - Flange Lock	1	26	83-0060	Lift - Pivot	1
12	83-0640	Plate - Footrest	1	27	302-5	Fitting - Grease	1
13	49-6120	Pad - Footrest	1	28	88-9640	Lift Pivot Bracket L.H.	1
14	93-8075	Decal - Mow/Lift	1	29	27-2270	Rod - Brake Adjusting	2
14	83-2530	Decal - Mow/Lift (Japanese)	1	30	3272-6	Pin - Cotter	5
				31	10-8100	Strap - Brake Shaft	2

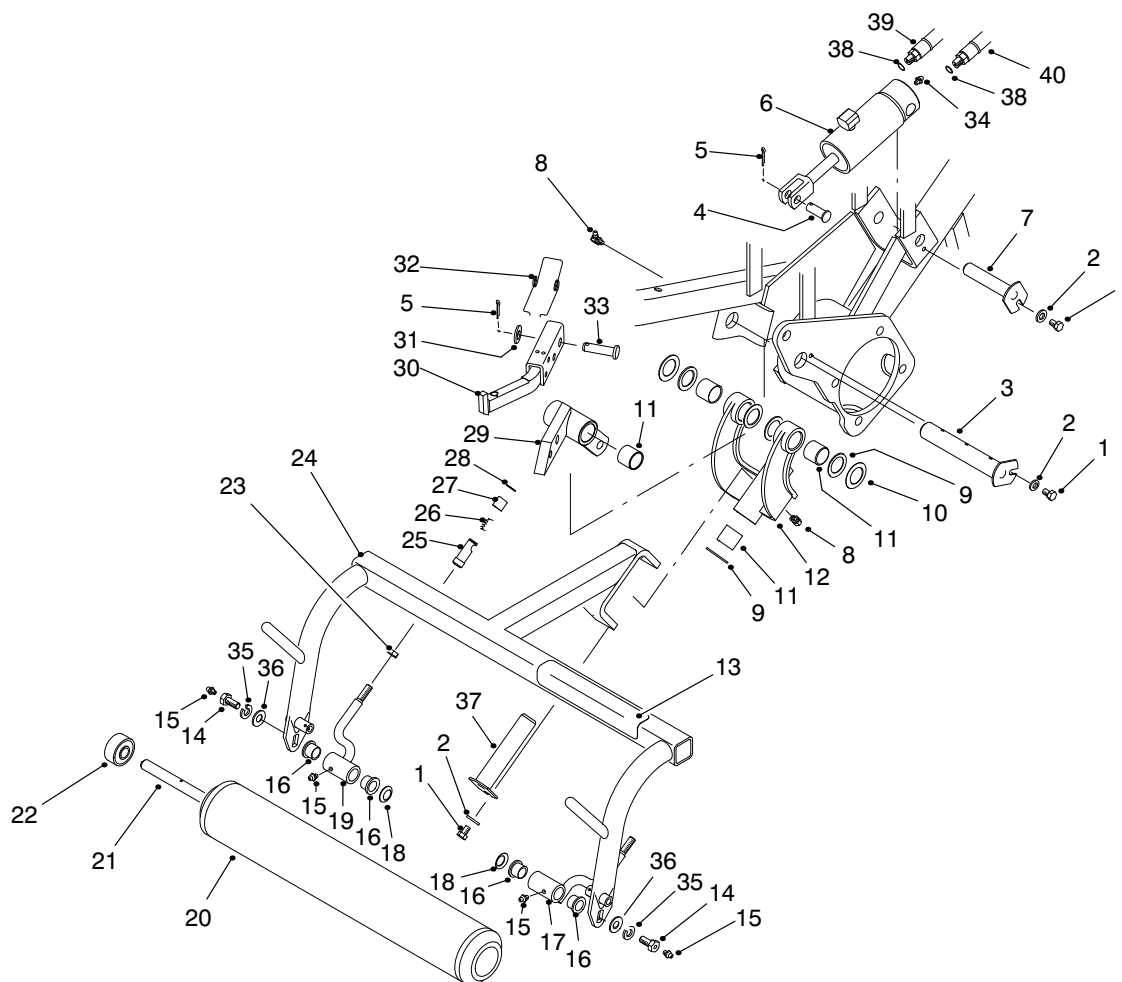


T-1285C

CONTROL PEDAL ASSEMBLY (Continued)

Ref. No.	Part No.	Description	No. Used	Ref. No.	Part No.	Description	No. Used
32	32121-35	Pin - Roll	8	47	83-2590	Bolt - Eccentric	1
33	27-2320	Bearing - Flange	2	48	83-0160	Shaft - Brake	1
34	3296-59	Nut - Lock	8	49	93-7629	Pad - Brake	1
35	3256-38	Washer - Flat	6	50	69-9760	Plate - Cover	1
36	88-9660	Shaft - Cutting Control	1	51	3256-1	Washer - Flat	9
37	93-7631	Pad - Lift	1	52	321-3	Screw - Cap Hex. Hd.	3
38	83-0140	Pedal - Mow	1	53	3234-1	Screw - Cap Hex. Hd.	4
39	93-7630	Pad - Mow	1	54	76-0410	Spring	1
40	88-9630	Lift Pivot Bracket R.H.	1	55	93-9904	Arm - Lock Out, Mow	1
41	32121-6	Pin - Roll	1	56	93-9903	Pin - Lock Out, Mow	1
42	49-6200	Lever - Cutting Control	1	57	93-9898	Decal - Lock	1
43	321-11	Screw - Cap Hex. Hd.	1	58	93-9901	Bracket - Lock Out, Mow	1
44	302-5	Fitting - Grease	1	*	36-7250	Basket - Grass	3
45	56-7970	Clamp Half - Tube	2	*	65-8320	Bar - Gauge	1
46	93-2548	Decal - Greensmaster 3100	1				

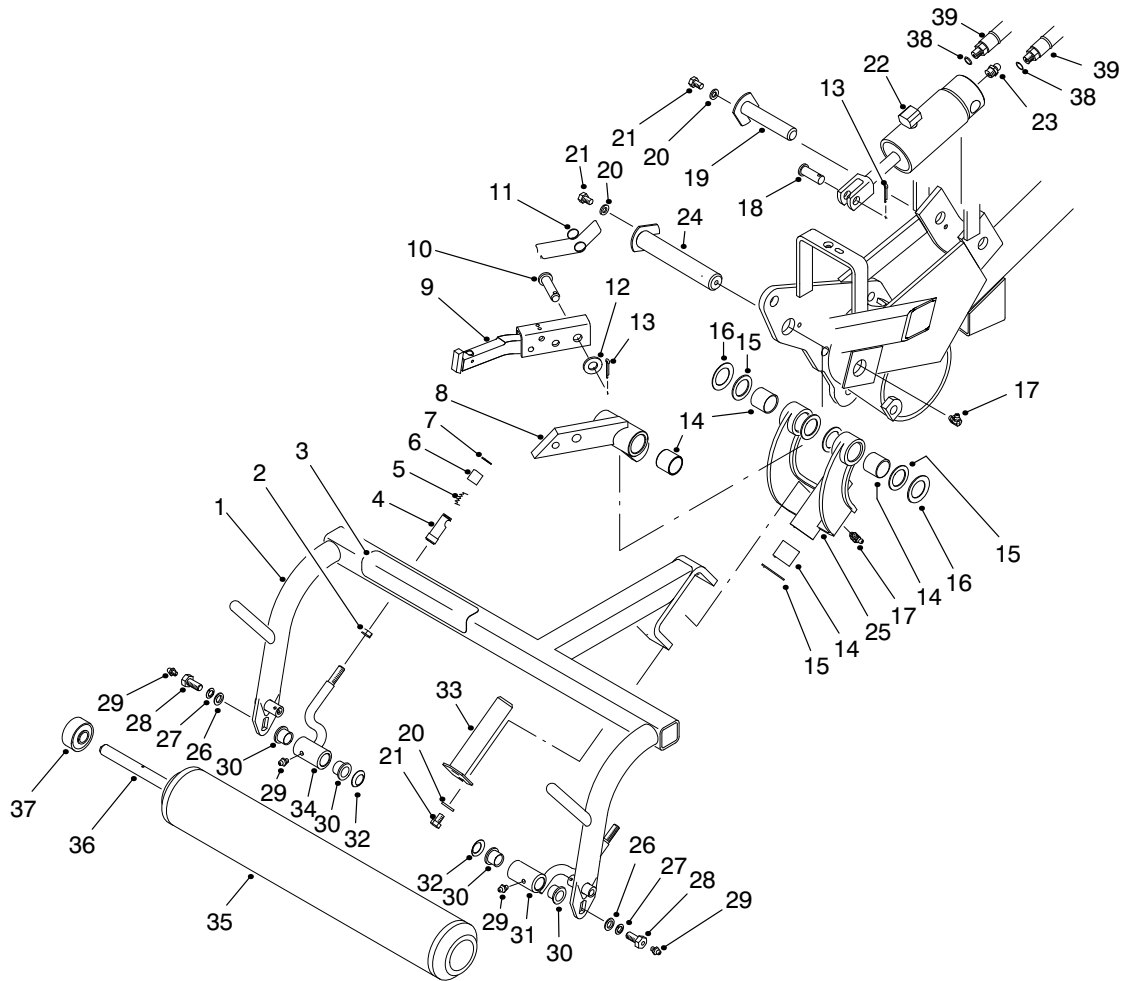
*Not Illustrated



T-1283B

PULL FRAME ASSEMBLY L.H.

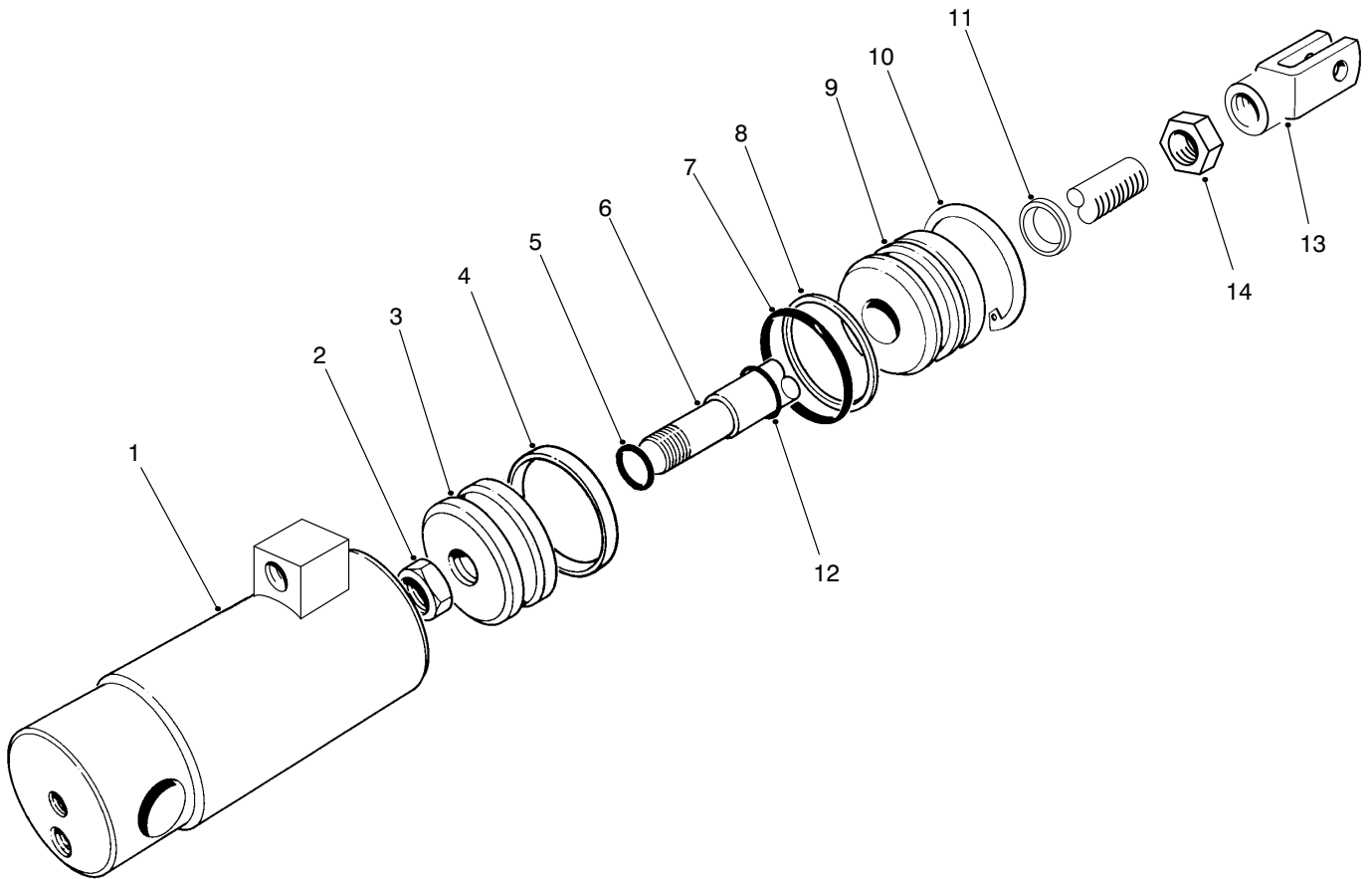
Ref. No.	Part No.	Description	No. Used	Ref. No.	Part No.	Description	No. Used
1	322-1	Screw - Cap Hex. Hd.	3	21	21-8470	Shaft - Roller	1
2	3256-23	Washer - Flat	3	22	251-141	Bearing - Ball	2
3	10-6110	Pin - Hinge	1	23	3220-3	Nut - Jam	2
4	283-8	Pin - Clevis	1	24	92-9176	Frame - Pull L.H.	1
5	3272-11	Pin - Cotter	2	25	94-2959	Ball Joint Receiver Assy. (Incl. Ref. #26-28)	2
6	83-2580	Cylinder - Lift	1	26		Spring - Compression	2
7	10-6060	Pin - Lift Cylinder	1	27		Sleeve	2
8	302-60	Fitting - Grease 90°	2	28		Ring - Retaining	2
9	10-8110	Washer - Thrust	6	29	62-2460	Lift Arm Assembly L.H. (Incl. Ref. #11)	1
10	5-1226	Washer - Shim	2	30	94-5586	Bar - Lift L.H.	1
11	3-0348	Bushing - Sleeve	6	31	3256-26	Washer - Flat	1
12	10-7820	Pivot Hinge Assembly (Incl. Ref. #11)	1	32	57-7650	Spring - Torsion	1
13	93-8064	Decal - Danger	1	33	63-8750	Pin - Pivot	1
13	84-6560	Decal - Danger (Japanese)	1	34	302-2	Fitting - Grease Straight	1
14	11-0160	Roller Shaft Screw Assy. (Incl. Ref. #15)	2	35	3253-21	Washer - Lock	2
15	302-5	Fitting - Grease Straight	4	36	3256-24	Washer - Flat	2
16	3-1506	Bushing - Flange	4	37	10-6090	Pin - Pivot	1
17	92-0586	Pull Arm Assembly L.H. (Incl. Ref. #16)	1	38	237-78	Seal - O-Ring	2
18	3290-317	Washer - Wave	2	39	63-3850	Hose - Hydraulic (Incl. Ref. #38)	1
19	92-0585	Pull Arm Assembly R.H. (Incl. Ref. #16)	1	40	83-1690	Hose - Hydraulic (Incl. Ref. #38)	1
20	52-2720	Roller Assembly (Incl. Ref. #22)	1				



T-1284C

PULL FRAME ASSEMBLY R.H.

Ref. No.	Part No.	Description	No. Used	Ref. No.	Part No.	Description	No. Used
1	92-9177	Frame - Pull R.H.	1	22	83-2580	Hydraulic Cylinder Assy.	1
2	3220-3	Nut - Jam	2	23	302-2	Fitting - Grease	1
3	93-8064	Decal - Danger	1	24	10-6110	Pin - Pivot	1
3	84-6560	Decal - Danger (Japanese)	1	25	10-7820	Pivot Hinge Assembly (Incl. Ref. #14)	1
4	94-2959	Ball Joint Receiver Assy. (Incl. Ref. #5-7)	2	26	3256-24	Washer - Flat	2
5		Spring - Compression	2	27	3253-21	Washer - Lock	2
6		Sleeve	2	28	11-0160	Roller Shaft Screw Assy. (Incl. Ref. #29)	2
7		Ring - Retaining	2	29	302-5	Fitting - Grease	4
8	62-2440	Lift Arm Assembly (Incl. Ref. #14)	1	30	3-1506	Bushing - Flange	4
9	94-5588	Bar - Lift, R.H.	1	31	92-0586	Pull Arm Assembly L.H. (Incl. Ref. #30)	1
10	63-8750	Pin - Pivot	1	32	3290-317	Washer - Wave	2
11	57-7650	Spring - Torsion	1	33	10-6090	Pin - Pivot	1
12	3256-26	Washer - Flat	1	34	92-0585	Pull Arm Assembly R.H. (Incl. Ref. #30)	1
13	3272-11	Pin - Cotter	2	35	52-2720	Roller Assembly (Incl. Ref. #37)	1
14	3-0348	Bushing - Sleeve	6	36	21-8470	Shaft - Roller	1
15	10-8110	Washer - Thrust	6	37	251-141	Bearing - Ball	2
16	5-1226	Washer - Shim	2	38	237-78	Seal - O-Ring	2
17	302-60	Fitting - Grease 90°	2	39	92-9767	Assy. - Hose, Cylinder Lift (Incl. Ref. #38)	2
18	283-8	Pin - Clevis	1				
19	10-6060	Pin - Pivot	1				
20	3256-23	Washer - Flat	3				
21	322-1	Screw - Cap Hex. Hd.	3				



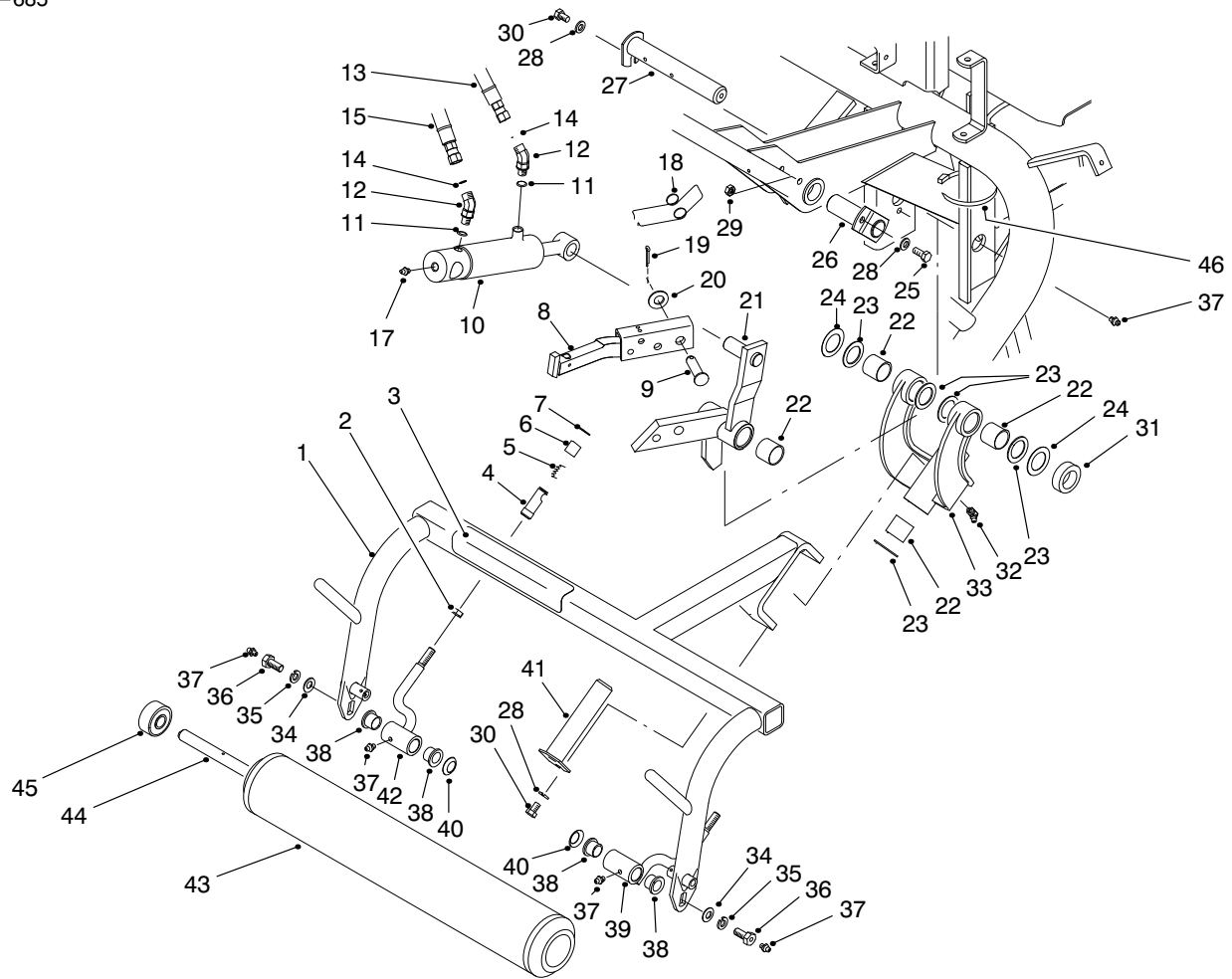
T-1246

HYDRAULIC CYLINDER ASSEMBLY NO. 83-2580

Ref. No.	Part No.	Description	No. Used
1		Barrel	1
2	32152-10	Nut - Lock	1
3	52-1990	Piston	1
4		Uniring	1
5		Seal - O-Ring	1
6	76-1860	Shaft	1
7		Seal - O-Ring	1
8		Washer - Back-Up	1
9	65-4860	Head	1

Ref. No.	Part No.	Description	No. Used
10	32120-8	Ring - Retaining	1
11		Seal - Dust	1
12		Seal - PDF	1
13	76-1850	Clevis	1
14	3220-6	Nut - Jam	1
*	86-5390	Seal Kit (Incl. Ref. #4, 5, 7, 8, 11 & 12)	1

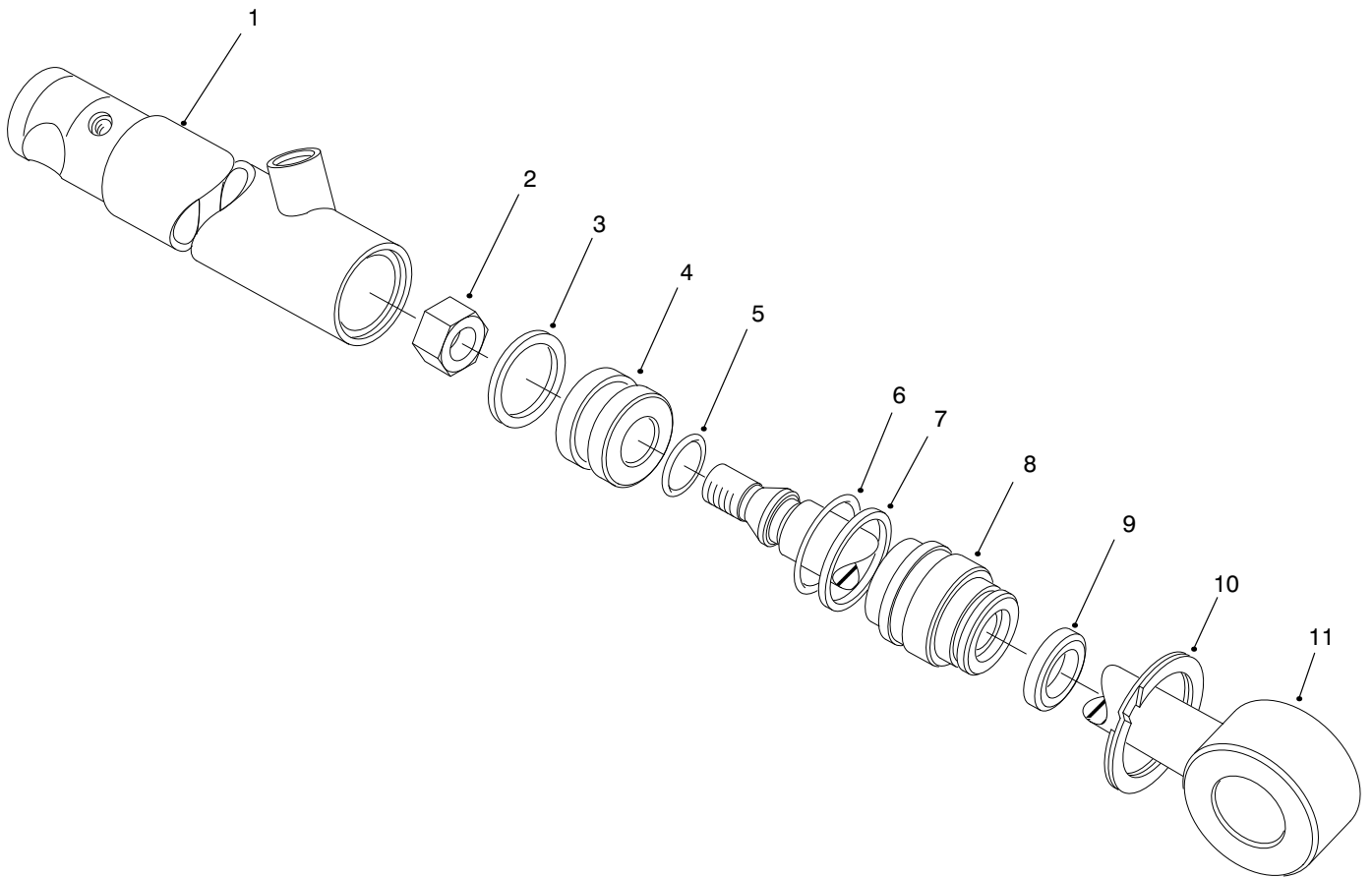
*Not Illustrated



T-1286C

PULL FRAME ASSEMBLY REAR

Ref. No.	Part No.	Description	No. Used	Ref. No.	Part No.	Description	No. Used
1	86-9820	Frame - Pull Rear	1	25	322-3	Screw - Cap Hex. Hd.	1
2	3220-3	Nut - Jam	2	26	68-5560	Pin - Cylinder Pivot	1
3	93-8064	Decal - Danger	1	27	27-2550	Pin - Pivot	1
3	84-6560	Decal - Danger (Japanese)	1	28	3256-23	Washer - Flat	3
4	94-2959	Ball Joint Receiver Assy. (Incl. Ref. 5-7)	2	29	3296-29	Nut - Lock	1
5		Spring - Compression	2	30	322-1	Screw - Cap Hex. Hd.	2
6		Sleeve	2	31	93-2384	Spacer - Carrier	1
7		Ring - Retaining	2	32	302-60	Fitting - Grease 90°	1
8	62-2420	Bar - Lift, Center	1	33	10-7820	Pivot Hinge Assembly (Incl. Ref. #22)	1
9	63-8750	Pin - Pivot	1	34	3256-24	Washer - Flat	2
10	83-7230	Hydraulic Cylinder Assembly	1	35	3253-21	Washer - Lock	2
11	237-35	Seal - O-Ring	2	36	11-0160	Roller Shaft Screw Assy. (Incl. Ref. #37)	2
12	340-103	Fitting - Hydraulic 45° (Incl. Ref. #11 & 14)	2	37	302-5	Fitting - Grease Straight	5
13	83-1680	Hose - Hydraulic	1	38	3-1506	Bushing - Flange	4
14	237-78	Seal - O-Ring	2	39	92-0586	Pull Arm Assembly L.H. (Incl. Ref. #38)	1
15	88-9700	Hose - Hydraulic	1	40	3290-317	Washer - Wave	2
17	302-2	Fitting - Grease	1	41	10-6090	Pin - Pivot	1
18	57-7650	Spring - Torsion	1	42	92-0585	Pull Arm Assembly R.H. (Incl. Ref. #38)	1
19	3272-11	Pin - Cotter	1	43	52-2720	Roller Assembly (Incl. Ref. #45)	1
20	3256-26	Washer - Flat	1	44	21-8470	Shaft - Roller	1
21	68-5380	Lift Arm Assembly (Incl. Ref. #22)	1	45	251-141	Bearing - Ball	2
22	3-0348	Bushing - Sleeve	6	46	3290-379	Tie - Cable	1
23	10-8110	Washer - Thrust	6				
24	5-1226	Washer - Shim	2				



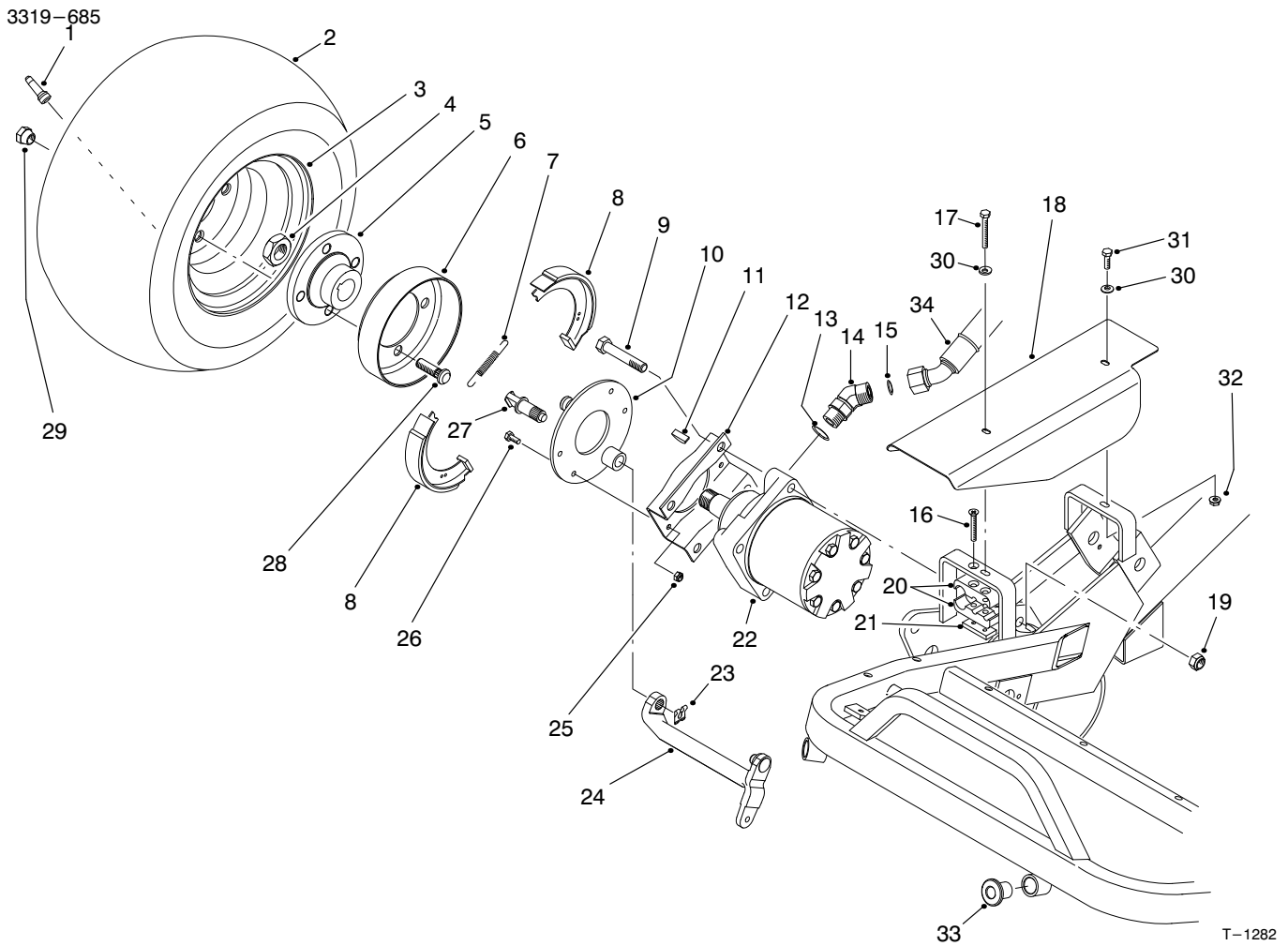
T-0640

HYDRAULIC CYLINDER NO. 83-7230

Ref. No.	Part No.	Description	No. Used
1	70-8130	Barrel	1
2	32152-10	Nut - Hex.	1
3		Uniring	1
4	70-2780	Piston	1
5		Seal - O-Ring	1
6		Seal - O-Ring	1
7		Washer - Back-Up	1

Ref. No.	Part No.	Description	No. Used
8	70-2770	Head	1
9		Seal - Dust	1
10	43-5220	Ring - Retaining	1
11	43-5230	Shaft & Clevis	1
*	86-5360	Repair Kit (Incl. Ref. #3, 5-7 & 9)	1

*Not Illustrated



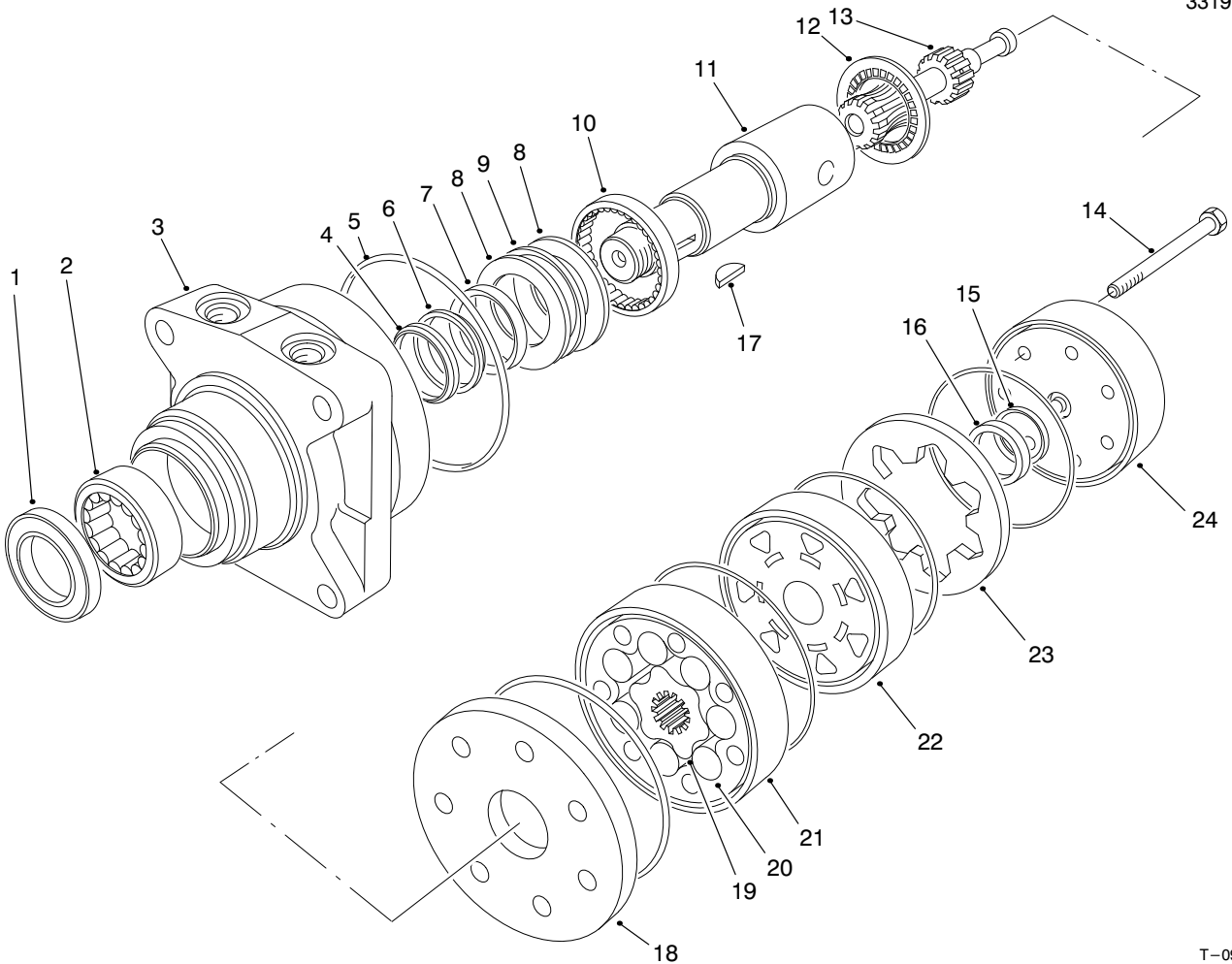
FRONT WHEEL & BRAKE ASSEMBLY

T-1282

Ref. No.	Part No.	Description	No. Used
1	232-24	Stem - Valve	2
2	28-3680	Tire	2
3	217-60	Rim	2
4	26-3790	Nut - Lock	2
5	10-6870	Hub - Wheel	2
6	10-6850	Drum - Brake	2
7	70-9880	Spring - Return	4
8	70-9840	Shoe - Brake	4
9	325-11	Screw - Cap Hex. Hd.	8
10	70-9870	Plate - Backing	2
11	3257-42	Key - Woodruff	2
12	84-2000	Bracket - Brake	2
13	237-80	Seal - O-Ring	4
14	340-14	Fitting - Hydraulic 45° (Incl. Ref. #13 & 15)	4
15	237-65	Seal - O-Ring	4
16	32108-100	Screw - Flat Hd.	1
17	321-11	Screw - Hex. Washer Hd.	1
18	83-0190	Cover - R.H.	1
19	3296-23	Nut - Lock	8
20	57-6140	Clamp Half - Tube	2

Ref. No.	Part No.	Description	No. Used
21	83-1220	Plate - Clamp	1
22	92-9199	Motor - Hydraulic	2
23	70-9850	Clip - Retaining	2
24	93-2096	Arm - Brake	2
25	3296-42	Nut - Lock	8
26	321-5	Screw - Cap Hex. Hd.	8
27	70-9860	Cam - Brake	2
28	85-6540	Stud - Drive	8
29	242-50	Nut - Lug	8
30	3256-22	Washer - Flat	2
31	321-4	Screw - Cap Hex. Hd.	1
32	32128-33	Nut - Lock	1
33	83-1700	Bushing - Flange	2
34	98-0647	Hose - Hydraulic (Top)	1
*	98-2152	Hose - Hydraulic (Bottom)	1
*	10-6821	Brake Drum Assembly (Incl. Ref. #5, 6 & 28)	2
*	71-1500	Brake Assembly (Incl. Ref. #7, 8, 10, 23 & 27)	2

*Not Illustrated



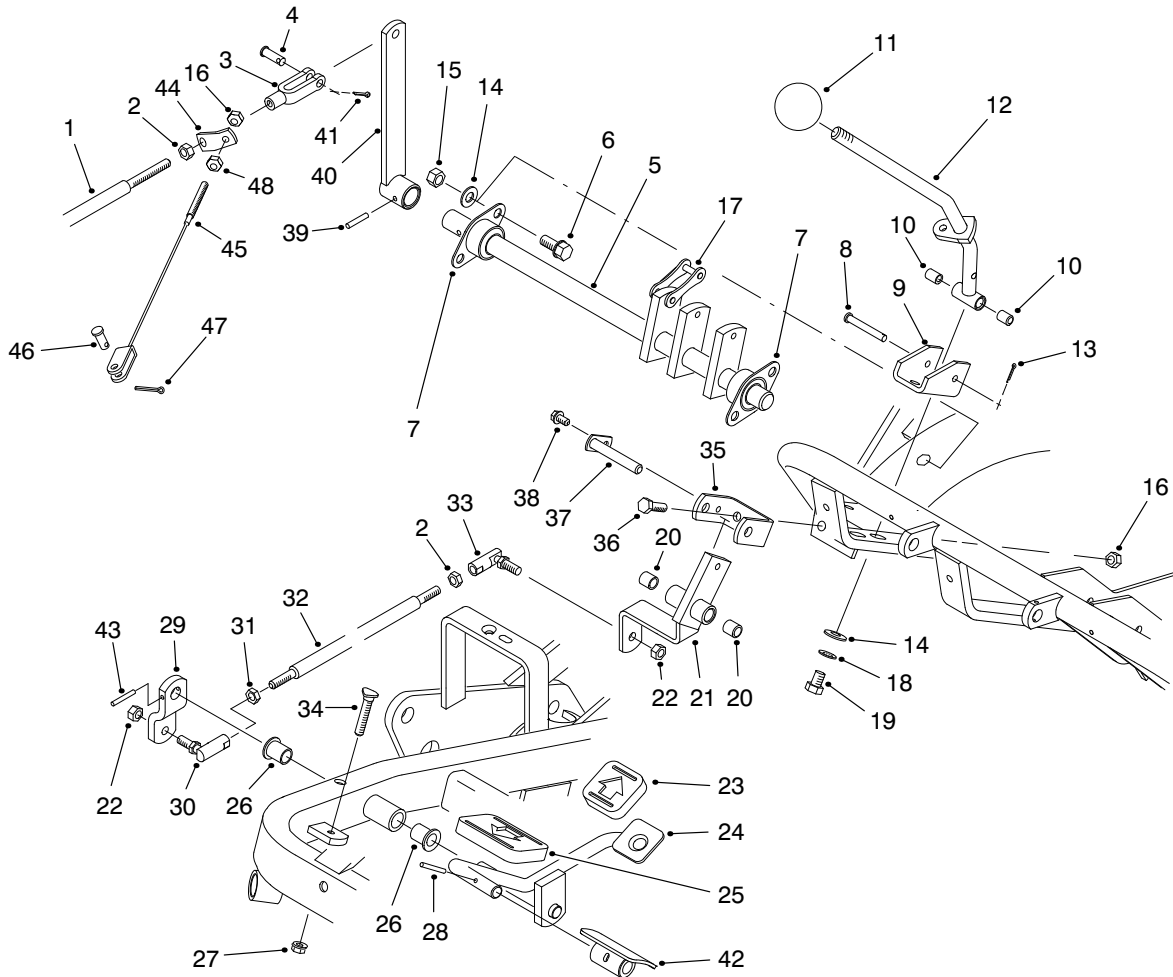
T-0983-2

HYDRAULIC DRIVE MOTOR ASSEMBLY NO. 92-9199

Ref. No.	Part No.	Description	No. Used
1		Seal - Dirt & Water	1
2		Bearing	1
3		Housing	1
4		Washer - Back-Up	1
5		Ring - Seal	5
6		Washer - Back-Up	1
7		Seal - Inner	1
8		Washer - Thrust	2
9		Bearing - Thrust	1
10		Bearing	1
11	76-0860	Shaft - Coupling	1
12	76-0850	Bearing - Thrust	1
13	92-9761	Link - Drive	7
14	92-9762	Screw - Cap Hex. Hd.	1
15		Seal - Commutator	1
16		Commutator	1

Ref. No.	Part No.	Description	No. Used
17	3257-42	Key - Woodruff	1
18	76-0870	Plate - Wear	1
19		Rotor	1
20		Vane	7
21		Stator	1
22	76-0840	Manifold	1
23		Ring - Commutator	1
24	76-0940	End Cover Assembly	1
*	92-9763	Rotor Set (Incl. Ref. #19-21)	1
*	76-0880	Commutator Assembly (Incl. Ref. #15, 16 & 23)	1
*	76-0800	Seal Kit (Incl. Ref. #1, 4-7 & 15)	1
*	76-0810	Housing Assembly (Incl. Ref. #2, 3 & 8-10)	1

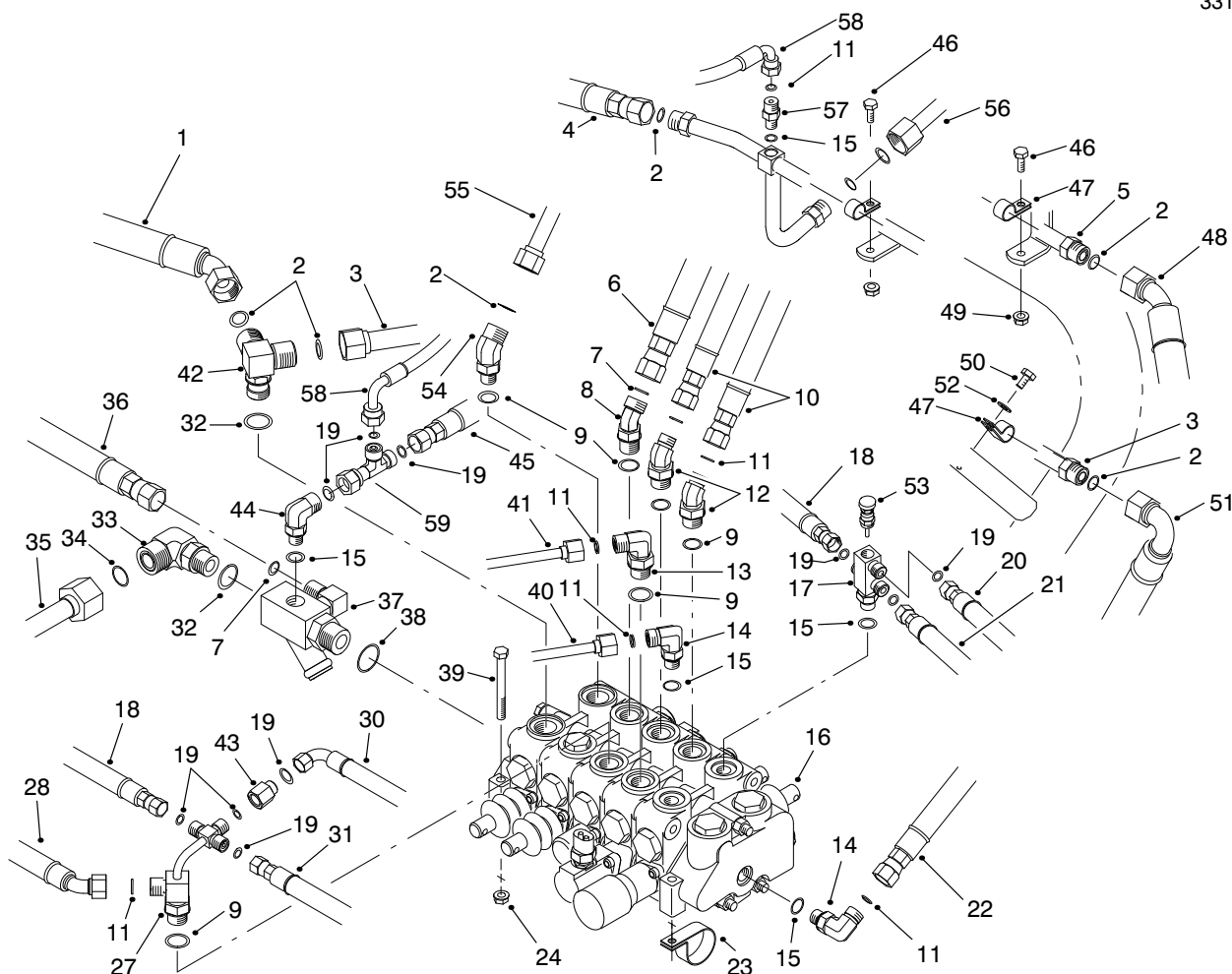
*Not Illustrated



T-1287B

TRACTION CONTROLS ASSEMBLY

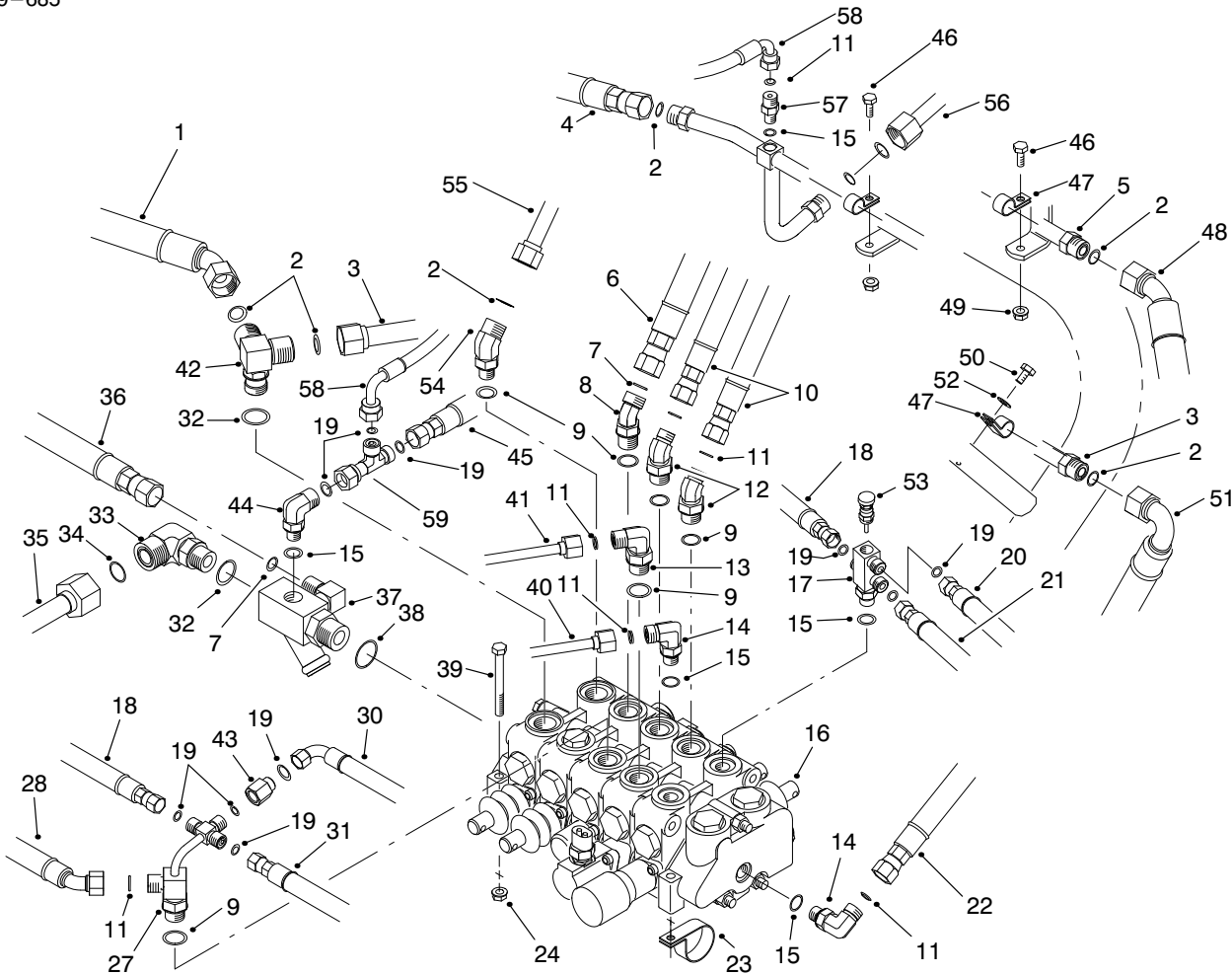
Ref. No.	Part No.	Description	No. Used	Ref. No.	Part No.	Description	No. Used
1	49-5430	Rod - Control	1	24	83-0540	Pedal - Traction	1
2	3220-2	Nut - Jam	2	25	74-9100	Pad - Forward Pedal	1
3	282-2	Clevis - Rod	1	26	256-155	Bushing - Flange	2
4	283-61	Pin - Clevis	1	27	32128-20	Nut - Flange Lock	1
5	44-0870	Shaft - Cam	1	28	32121-45	Pin - Roll	1
6	3234-1	Screw - Hex. Flange Hd.	4	29	83-0630	Arm - Traction Pivot	1
7	27-2320	Bearing - Flange	2	30	2411-42	Joint - Ball L.H. Thread	1
8	283-57	Pin - Clevis	1	31	3220-20	Nut - Jam L.H. Thread	1
9	49-6220	Bracket - Control Arm	1	32	83-0580	Rod - Traction Control	1
10	256-251	Bushing - Sleeve	2	33	2411-43	Joint - Ball R.H. Thread	1
11	233-48	Knob	1	34	17-9420	Screw - Traction Stop	1
12	93-9934	Traction Handle Assembly (Incl. Ref. #10)	1	35	49-6250	Bracket - Traction Pivot	1
13	3272-4	Pin - Cotter	1	36	322-5	Screw - Cap Hex. Hd.	2
14	3256-24	Washer - Flat	6	37	49-6290	Shaft - Traction Pivot	1
15	3296-59	Nut - Lock	4	38	12-3270	Screw - Hex. Washer Hd.	1
16	3296-29	Nut - Lock	3	39	32121-6	Pin - Roll	1
17	57-6220	Link	5	40	47-5320	Lever - Control	1
18	3254-6	Washer - I.T.L.W.	2	41	3272-6	Pin - Cotter	1
19	3211-2	Screw - Cap Hex. Hd.	2	42	49-6440	Pedal - Forward	1
20	256-2	Bushing - Sleeve	2	43	32121-51	Pin - Roll	1
21	49-6260	Assy. - Pivot, Traction (Incl. Ref. #20)	1	44	93-9936	Bracket - Return, Traction	1
22	3296-4	Nut - Lock	2	45	93-9937	Asm. - Cable, Traction	1
23	74-9110	Pad - Reverse Pedal	1	46	283-62	Pin - Clevis	1
				47	3272-10	Pin - Cotter	1
				48	3217-6	Nut - Hex.	1



T-1829A

CONTROL VALVE INSTALLATION ASSEMBLY

Ref. No.	Part No.	Description	No. Used	Ref. No.	Part No.	Description	No. Used
1	98-0647	Hose - Hydraulic	1	21	83-1690	Hose - Hydraulic	1
2	237-65	Seal - O-Ring	7	22	98-2150	Hose - Hydraulic	1
3	70-7130	Tube Assy. (Incl. Ref. #2)	1	23	304-61	Clamp - R	1
4	98-2152	Hose - Hydraulic	1	24	32128-20	Nut - Flange Lock	3
5	93-0113	Tube Assy. (Incl. Ref. #2)	1	27	83-1670	Fitting - Special (Incl. Ref. #9, 11 & 19)	1
6	98-2151	Hose - Hydraulic	1	28	95-5986	Hose - Hydraulic	1
7	237-30	Seal - O-Ring	2	30	83-1680	Hose - Hydraulic	1
8	340-101	Fitting - Hydraulic 45° (Incl. Ref. #7 & 9)	1	31	63-3850	Hose - Hydraulic	1
9	237-79	Seal - O-Ring	5	32	237-80	Seal - O-Ring	3
10	98-0649	Hose - Hydraulic	2	33	340-16	Fitting - Hydraulic 90° (Incl. Ref. #32 & 34)	1
11	237-22	Seal - O-Ring	7	34	237-58	Seal - O-Ring	1
12	340-138	Fitting - Hydraulic 45° (Incl. Ref. #9 & 11)	2	35	63-4040	Tube - Hydraulic	1
13	340-18	Fitting - Hydraulic 90° (Incl. Ref. #9 & 11)	1	36	95-5987	Hose - Hydraulic	1
14	340-77	Fitting - Hydraulic 90° (Incl. Ref. #11 & 15)	2	37	68-5260	Fitting - Manifold Tee (Incl. Ref. #7 & 38)	1
15	237-42	Seal - O-Ring	5	38	237-81	Seal - O-Ring	1
16	84-2203	Control Valve Assembly	1	39	322-14	Screw - Cap Hex. Hd.	3
17	93-2555	Fitting - Valve Body (Incl. Ref. #15 & 19)	1	40	63-4020	Tube - Hydraulic	1
18	92-9767	Hose - Hydraulic	2	41	63-4030	Tube - Hydraulic	1
19	237-21	Seal - O-Ring	6	42	63-4050	Fitting - Tee (Incl. Ref. #2 & 32)	2
20	88-9700	Hose - Hydraulic	1	43	71-0990	Orifice (Incl. Ref. #19)	1
				44	340-82	Fitting - Hydraulic 90° (Incl. Ref. #15 & 19)	1
				45	83-1350	Hose - Hydraulic	1



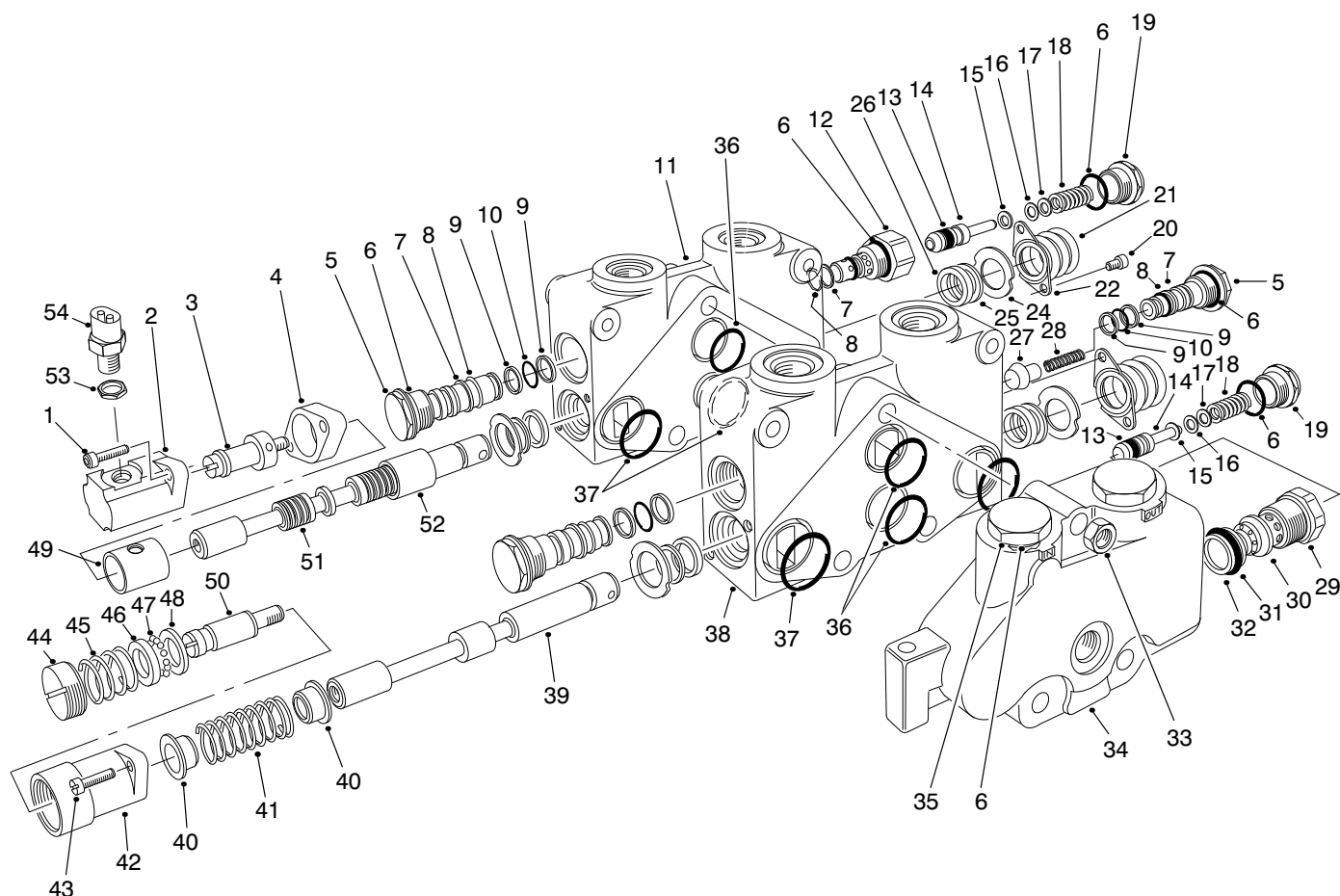
T-1829A

CONTROL VALVE INSTALLATION ASSEMBLY (Continued)

Ref. No.	Part No.	Description	No. Used
46	3234-4	Screw - Cap Hex. Hd.	2
47	2412-41	Clamp-R	4
48	98-0648	Hose - Hydraulic	1
49	3296-16	Nut - Lock	2
50	12-3270	Screw - Thread Forming	1
51	98-2153	Hose - Hydraulic	1
52	3256-22	Washer - Flat	1
53	93-2554	Valve - Needle	1
54	340-14	Fitting - Hydraulic 45° (Incl. Ref. #2 & 9)	1

Ref. No.	Part No.	Description	No. Used
55	93-0114	Assy. - Tube, Rear Top	1
56	93-0115	Assy. - Tube, Rear Bottom	1
57	92-9258	Adapter - Valve, Check (Incl. Ref. #11 & 15)	1
58	93-0314	Hose - Hydraulic	1
59	340-151	Fitting - Tee (Incl. Ref. #19)	1
*	93-2556	Needle Valve Assembly (Incl. Ref. #15, 17, 19 & 53)	1

*Not Illustrated

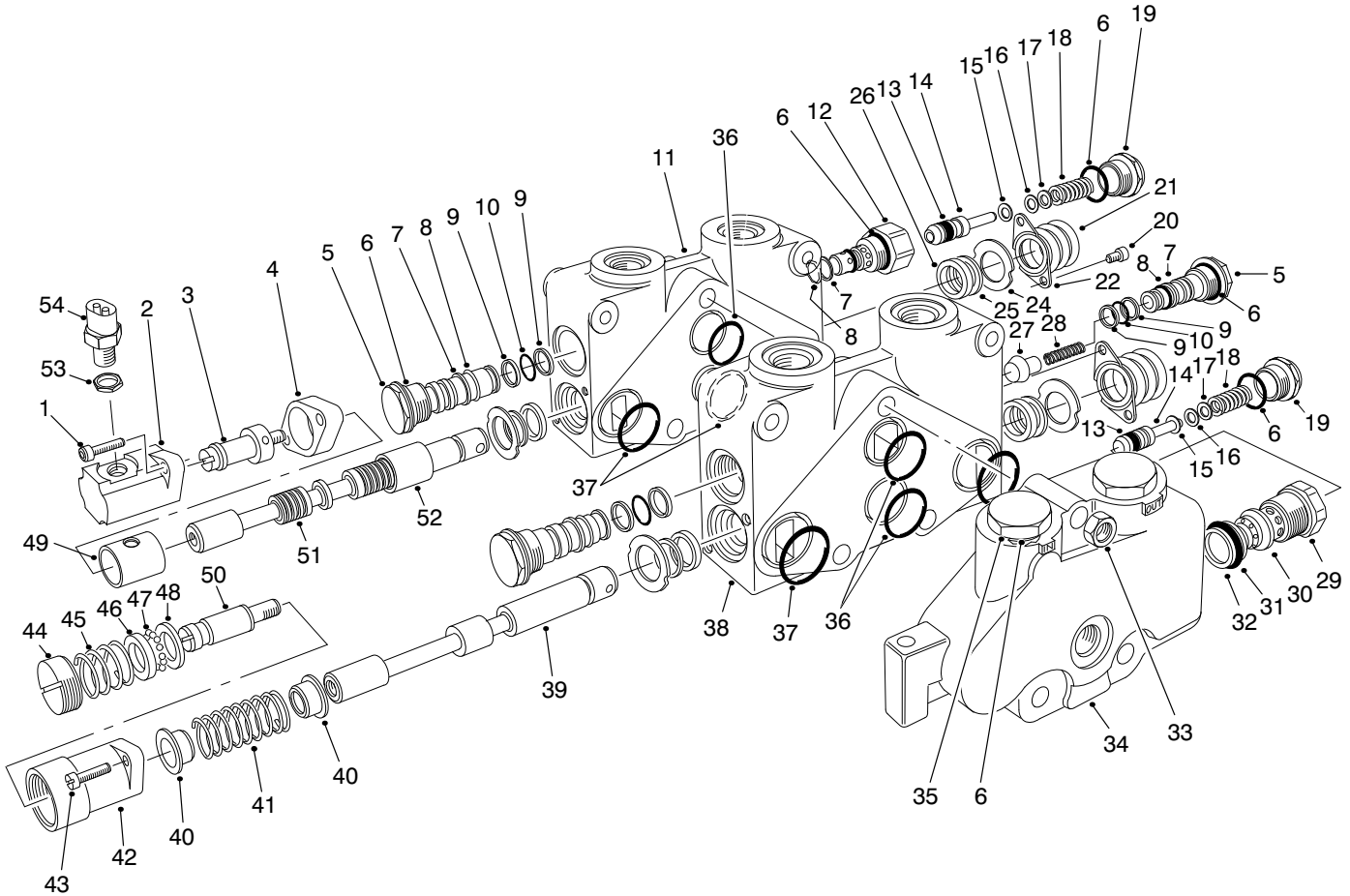


T-1318-4

CONTROL VALVE ASSY. NO. 84-2203 (Sections 1 & 2)

Ref. No.	Part No.	Description	No. Used	Ref. No.	Part No.	Description	No. Used
1	3274-70	Screw - Hex, Socket Hd.	2	25	92-2546	Wiper - Seal	4
2	353-727	Bonnet	1	26	353-957	Seal - Lip	4
3	353-729	Spud - Detent	1	27	353-301	Poppet	1
4	353-733	Spacer - Bonnet	1	28	353-304	Spring	1
5	353-481	Plug - Load Check (Incl. Ref. #6-10)	3	29	353-331	O-Ring	1
6	237-54	O-Ring	8	30	353-760	Body Relief	1
7	353-306	Ring - Backup	4	31	353-758	Seal - O-Ring	1
8	353-305	O-Ring	4	32	353-952	Ring - Backup	1
9	353-303	Ring - Backup	6	33	3217-7	Nut - Hex	3
10	353-302	O-Ring	3	34	353-772	Left End Cover	1
11		Housing V20T	1	35	353-721	Plug (Incl. Ref. #6)	2
12	353-851	Body - Relief CP-RC Mod.	1	†36		O-Ring	3
13	353-392	Seal - Relief Poppet PTFE	2	†37		O-Ring	4
14	353-531	Poppet Assy. (Incl. Ref. #13)	2	†38		Housing Section #1	1
15	353-328	Washer - Shim	A/R	†39		Spool V20 SPL	1
16	353-329	Washer - Shim	A/R	40	353-417	Collar Spring	2
17	353-330	Washer - Shim	A/R	41	92-3058	Spring - Centering	1
18	353-855	Spring	2	42	353-754	Bonnet - R. Detent	1
19	353-334	Cap - Relief	2	43	3274-15	Screw - Fillister Hd.	2
20	3274-52	Screw - Hex, Socket Hd.	4	44	353-763	Cap - Adjustment	1
21	353-575	Boot - Dust Cap	2	45	353-579	Spring	1
22	93-3651	Retainer - Boot	2	46	42-2680	Race R. Detent	1
24	92-2547	Plate - Seal Retainer	4	47	52-5880	Ball - Steel	12
				48	354-29	Plate - Thrust	1

†Parts Available as Assemblies Listed as (*Not Illustrated) on Following Page



T-1318-4

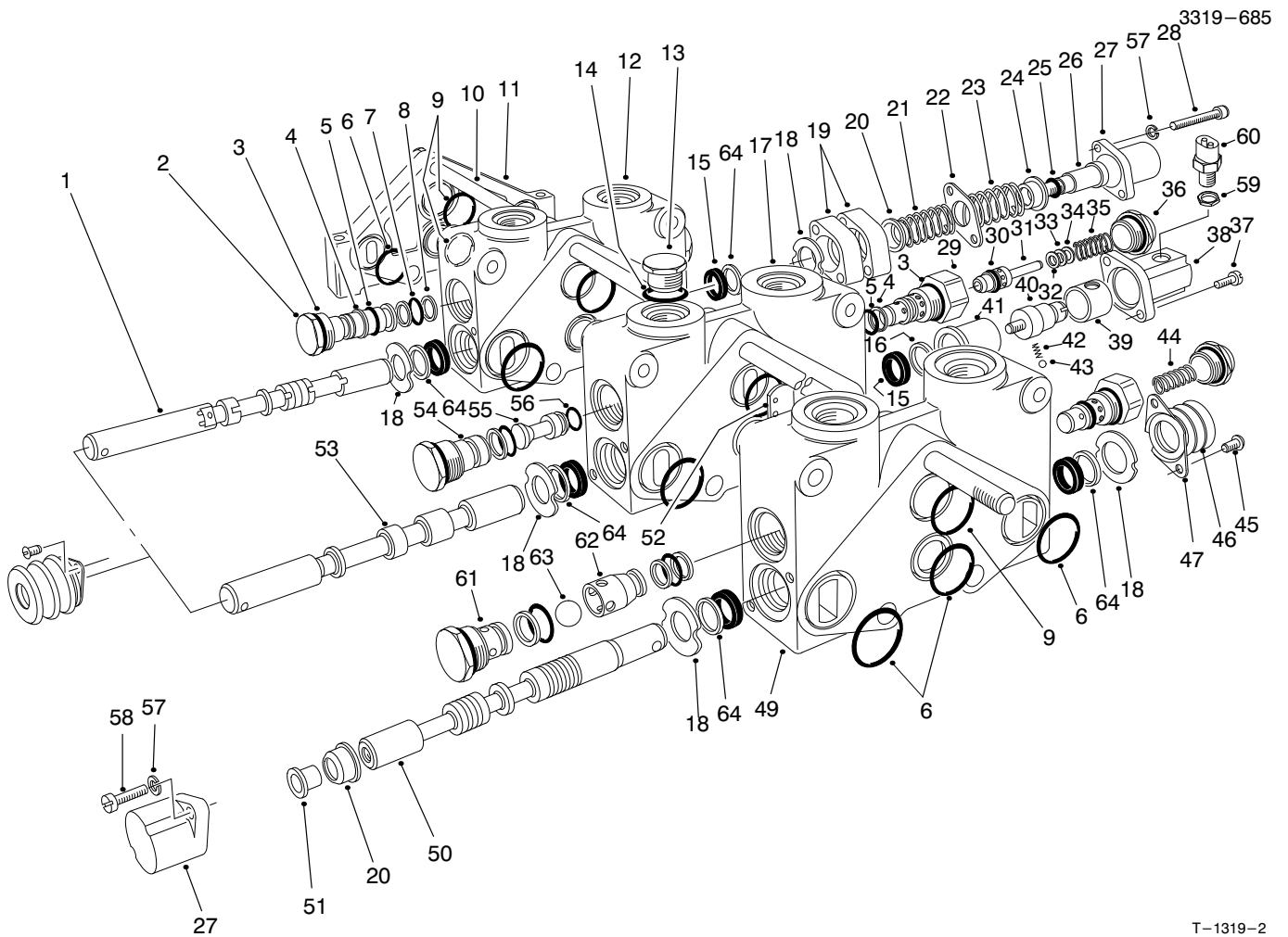
CONTROL VALVE ASSEMBLY NO. 84-2203 (Sections 1 And 2) (Continued)

Ref. No.	Part No.	Description	No. Used
49	353-762	Spud - Detent Out	1
50	353-728	Sleeve	1
†51		Spool V20 3 Way F.F.	1
52	353-732	Sleeve - Detent	1
53	38-0410	Nut - Hex.	1
54	83-1890	Switch - Ball	1
*	353-766	Relief WH (2000) PSI Assy. (Incl. Ref. #6,13-19 & 29-32)	1
*	353-768	Section #1 Complete	1
*	353-837	Section #2 Complete	1
*	353-780	Positioner - R. Detent (Out) (Incl. Ref. #40-49)	1

Ref. No.	Part No.	Description	No. Used
*	353-839	Positioner - DI (SPL) Assy. (Incl. Ref. #1-4 & 50)	1
*	353-642	Relief - RC Mod. (Incl. Ref. #6-8 & 12-19)	2
*	93-3652	Boot - Spool Assembly (Incl. Ref. #20-22)	2
*	353-835	Seals - Section Set (Incl. Ref. #36 & 37)	1
*	92-2548	Seal - Spool, Single (Single End Set) (Incl. Ref. #24-26)	1
*	92-2545	Seals - Spool (Entire Valve Set)	1

*Not Illustrated

†Parts Available as Assemblies Listed as (*Not Illustrated) on This Page



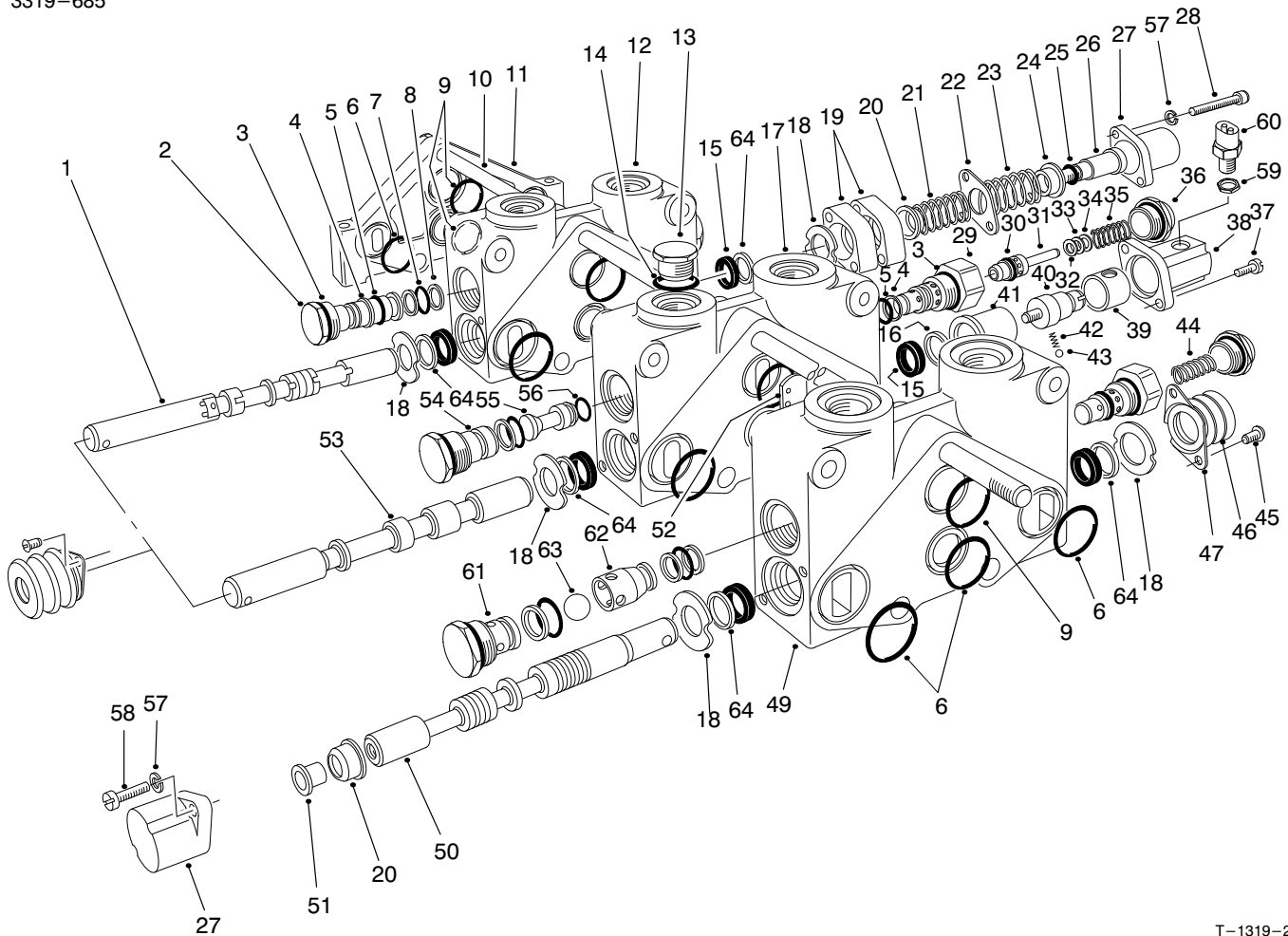
T-1319-2

CONTROL VALVE ASSY. NO. 84-2203 (Sections 3 Thru 5)

Ref. No.	Part No.	Description	No. Used
1	94-5434	Spool #5	1
2	353-481	Plug - Load Check (Incl. Ref. #3-5 & 7-8)	3
3	237-54	O-Ring	6
4	353-306	Ring - Backup	5
5	353-305	O-Ring	5
†6		O-Ring	11
7	353-302	O-Ring	3
8	353-303	Ring - Backup	6
†9		O-Ring	5
10	353-853	Bolt - Hex Hd.	3
11	353-668	Plate - Cap, Cover RH	1
12		Housing V20 #5	1
13	353-550	Plug Assembly (Incl. Ref. #14)	1
14	353-848	O-Ring	1
15	353-957	Seal - Lip	6
16	353-958	Ring - Backup	1
†17		Housing V20 #4	1
18	92-2547	Plate - Seal Retainer	5
19	353-733	Spacer - Bonnet	2
20	353-417	Collar Spring	2
21	353-831	Spring	1
22	353-529	Plate Seal	1
23	93-3148	Spring	1

Ref. No.	Part No.	Description	No. Used
24	353-808	Collar - Spring	1
25	353-830	O-Ring	1
26	94-4248	Collar Spool	1
27	354-26	Bonnet	2
28	354-28	Screw - Hex, Socket Hd.	2
29	353-851	Body - Relief CP-RC Mod.	2
30	353-392	Seal - Relief Poppet PTFE	2
31	353-531	Poppet Assembly (Incl. Ref. #30)	2
32	353-328	Washer - Shim	A/R
33	353-329	Washer - Shim	A/R
34	353-330	Washer - Shim	A/R
35	353-398	Spring	1
36	353-334	Cap - Relief	2
37	52-5900	Screw - Fillister Hd.	4
38	353-847	Bonnet (SPL)	1
39	353-849	Sleeve	1
40	353-846	Spud - DI (SPL)	1
41	353-845	Sleeve - Detent	1
42	353-730	Spring	1
43	353-731	Ball	1
44	353-855	Spring	1
45	3274-52	Screw - Hex. Socket Hd.	6
46	353-575	Boot - Dust Cap	3
47	93-3651	Retainer - Boot	3

†Parts Available as Assemblies Listed as (*Not Illustrated) on Following Page



T-1319-2

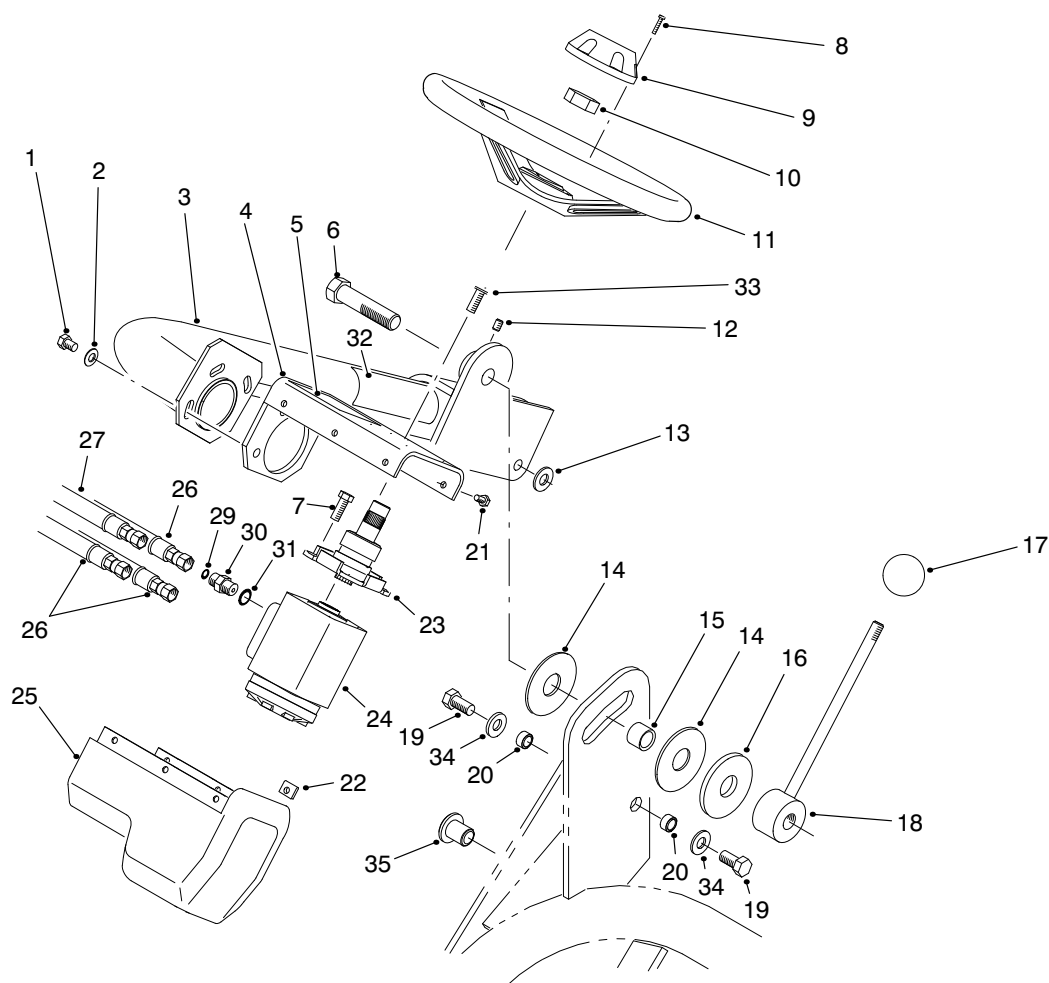
CONTROL VALVE ASSEMBLY NO. 84-2203 (Sections 3 Thru 5) (Continued)

Ref. No.	Part No.	Description	No. Used
49		Housing V20 #2	1
†50		Spool V20 3 Way F.F.	1
51	52-5860	Collar - Spool	1
52	354-122	Disc - Seal	1
†53		Spool #4	1
54	353-953	Plug Assembly	1
55	353-844	Plus Series (Incl. Ref. #56)	1
56	353-850	O-Ring	1
57	3253-3	Washer - Lock	4
58	3274-84	Screw - Cap, Hex. Hd.	4
59	38-0410	Nut - Hex.	1
60	83-1890	Switch - Ball	1
61	353-483	Body - Anticavitation	1
62	353-484	Retainer - Ball	1
63	353-737	Ball	1
64	92-2546	Wiper - Seal	5
*	354-129	Anticavitation Check Assy. (Incl. Ref. #3, 4, 5, 7, 8 & 61-63)	1
*	353-835	Seals - Section Set (Incl. Ref. #6 & 9)	1
*	93-3652	Boot - Spool Assembly (Incl. Ref. #45-47)	3
*	354-131	Section #3 Assembly (Complete)	1

Ref. No.	Part No.	Description	No. Used
*	354-25	Section #4 Assembly (Complete)	1
*	93-1386	Section #5 Assembly (Complete)	1
*	353-841	Position - Spool Assembly (Incl. Ref. #20 27 37 & 51)	1
*	353-840	Position - DI (SP) Assy. (Incl. Ref. #37-43)	1
*	353-642	Relief - RC Mod. Assembly (Incl. Ref. #3-5 & 29-36)	1
*	353-833	Positioner Assembly (Incl. Ref. #19-28)	1
*	84-2203	Control Valve Assembly Complete	1
*	92-2548	Seal - Spool, Single (End Set) (Incl. Ref. #15, 18 & 64)	1
*	92-2549	Seals - Spool (End Set #4 Rear Only) (Incl. Ref. #15, 16 & 18)	1
*	92-2545	Seals - Spool (Entire Valve Set)	1

*Not Illustrated

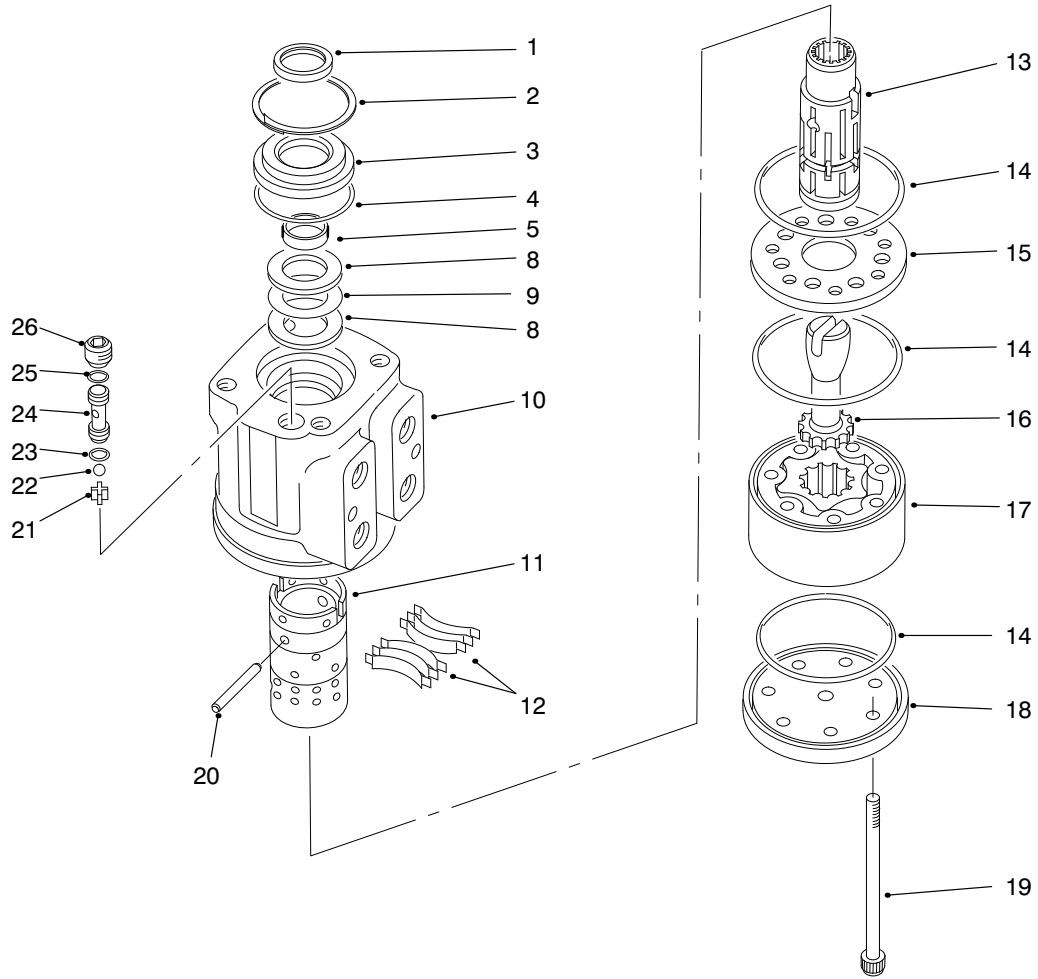
†Parts Available as Assemblies Listed as (*Not Illustrated) on This Page



T-1291B

STEERING ARM ASSEMBLY

Ref. No.	Part No.	Description	No. Used	Ref. No.	Part No.	Description	No. Used
1	3274-80	Screw - Cap Hex. Hd.	3	19	325-4	Screw - Cap Hex. Hd.	2
2	3256-80	Washer - Flat	3	20	47-2890	Bushing - Sleeve	2
3	83-0650	Arm - Steering	1	21	3274-39	Screw - Cap Hex. Hd.	6
4	83-0780	Support - Steering Valve	1	22	3290-277	Nut - Speed	6
5	93-8063	Decal - Warning	1	23	83-1420	Column - Steering	1
5	83-2520	Decal - Warning (Japanese)	1	24	92-8690	Steering - Valve Assembly	1
6	83-0750	Screw - Cap Hex. Hd. L.H.	1	25	83-0810	Cover - Steering Valve	1
7	323-4	Screw - Cap Hex. Hd.	2	26	83-1350	Hose - Hydraulic	3
8	32144-21	Screw - Round Hd.	2	27	83-1360	Hose - Hydraulic	1
9	68-5140	Cap - Steering Wheel	1	29	237-21	Seal - O-Ring	4
10	47-6990	Nut - Steering Wheel	1	30	340-1	Fitting - Hydraulic Straight (Incl. Ref. #29 & 31)	4
11	68-5130	Steering Wheel Assembly (Incl. Ref. #8 & 9)	1	31	237-42	Seal - O-Ring	4
12	3246-3	Screw - Set	1	32	93-8068	Decal - Steering Arm	1
13	65-6390	Washer - Thrust	1	32	83-2510	Decal - Steering Arm (Japanese)	1
14	83-0740	Disc - Friction	2	33	3274-63	Screw - Hex. Socket Hd.	2
15	83-0730	Spacer - Lockup	1	34	3256-26	Washer - Flat	2
16	83-0760	Plate - Lockup	1	35	83-1700	Bushing - Flange	1
17	233-48	Knob	1				
18	83-0700	Handle - Lockup	1				



T-1442-2

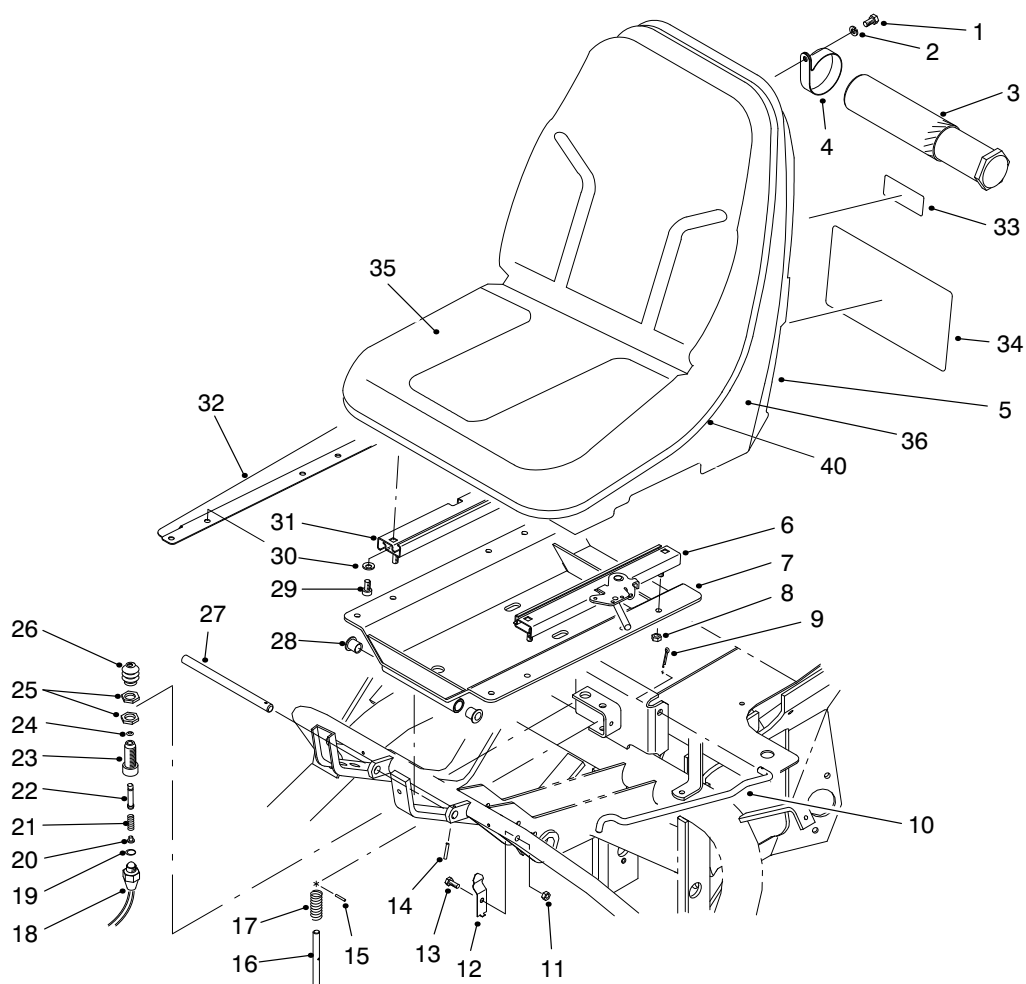
POWER STEERING VALVE NO. 92-8690

Ref. No.	Part No.	Description	No. Used
†1		Seal - Dust	1
2	52-9230	Ring - Retaining	1
3	92-8691	Bushing - Seal Gland	1
†4		O-Ring	1
†5		Seal - One Piece	1
8	59-6730	Race - Bearing	2
9	59-6740	Bearing - Needle Thrust	1
†10		Housing	1
†11		Sleeve - Control	1
12	83-1860	Centering Spring Kit	1
†13		Spool - Control	1
†14		O-Ring	3
15	92-8697	Plate - Wear	1
16	70-8250	Drive	1
17	83-1870	Gerotor	1
18	67-8113	Cap - End	1

Ref. No.	Part No.	Description	No. Used
19	92-8696	Screw - Torx Hd.	7
20	59-6830	Centering Pin Kit	1
21	52-9290	Retainer - Ball Check	1
22	52-9280	Ball - Check	1
†23		O-Ring	1
24	52-9270	Seat - Ball Check	1
†25		O-Ring	1
26	52-9260	Screw - Set	1
*	52-9250	Needle Bearing Kit (Incl. Ref. #8-9)	1
*	83-1880	Control Parts Assembly (Incl. Ref. #10-13 & 20)	1
*	92-8695	Seal Kit (Incl. Ref. #1, 4, 5, 14, 23 & 25)	1

*Not Illustrated

†Not Serviced Separately

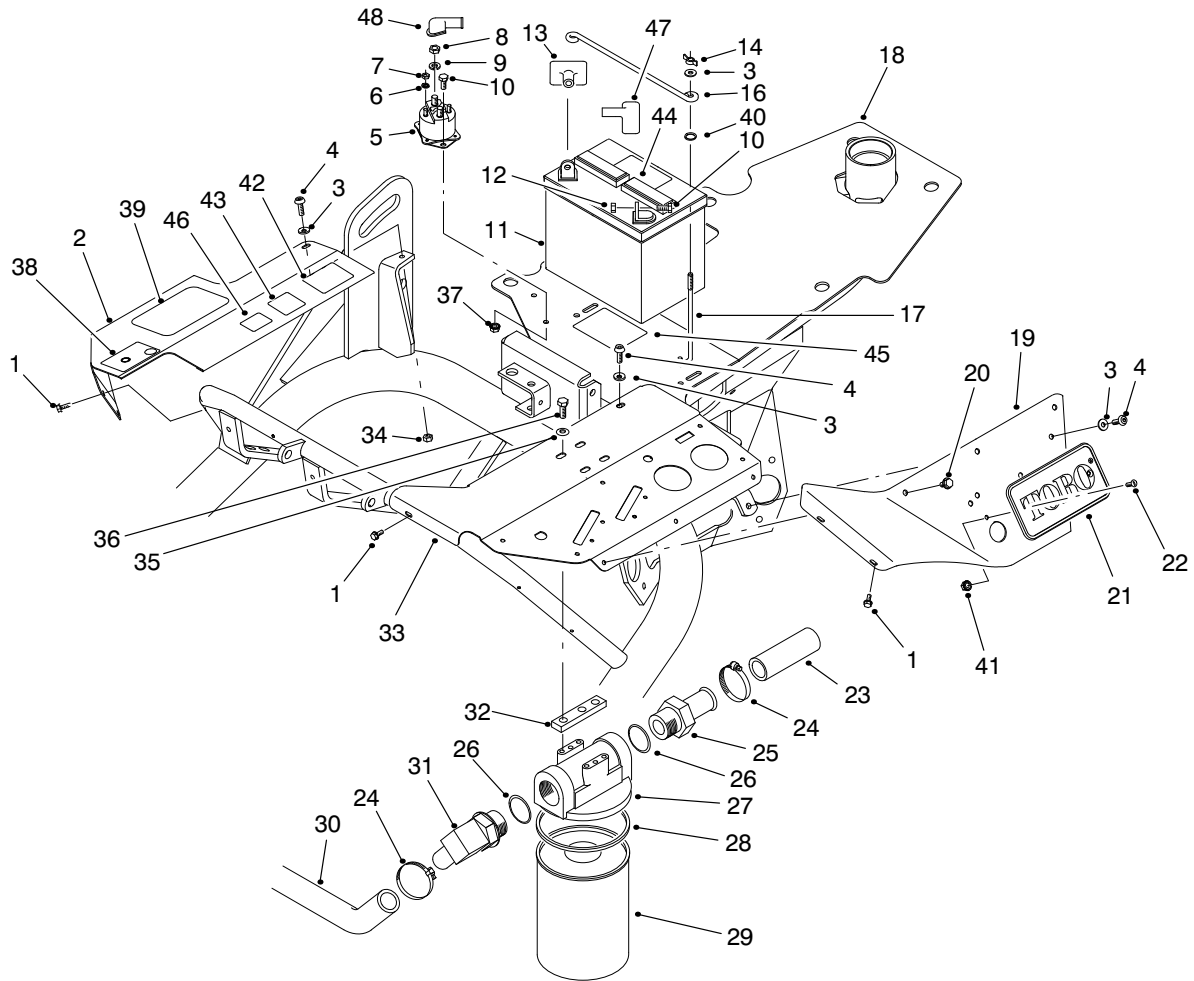


T-1290A

SEAT ASSEMBLY

Ref. No.	Part No.	Description	No. Used	Ref. No.	Part No.	Description	No. Used
1	322-2	Screw - Cap Hex. Hd.	2	26	43-8870	Boot - Switch	1
2	3253-4	Washer - Lock	2	27	49-5880	Shaft - Seat Support	1
3	74-0720	Tube - Manual	1	28	256-155	Bushing - Flange	2
4	2412-133	Clamp - R	2	29	3274-12	Screw - Hex. Socket Hd.	4
5	92-1180	Seat Assembly (Incl. Ref. #35, 36 & 40)	1	30	3256-23	Washer - Flat	4
6	51-0790	Adjuster - Seat	1	31	51-0780	Slider - Seat	1
7	83-1270	Seat Support Assembly (Incl. Ref. #28)	1	32	83-1840	Cover - R.H.	1
8	3296-29	Nut - Lock	4	33	93-8067	Decal - Oil	1
9	3272-11	Pin - Cotter	1	33	84-3180	Decal - Oil (Japanese)	1
10	68-5100	Rod - Seat Prop	1	34	94-8036	Decal - Service	1
11	3296-16	Nut - Lock	1	34	84-9240	Decal - Service (Spanish)	1
12	68-5310	Clip - Seat Rod	1	34	84-9250	Decal - Service (French)	1
13	321-3	Screw - Cap Hex. Hd.	1	34	84-9260	Decal - Service (German)	1
14	32121-45	Pin - Roll	1	34	84-9270	Decal - Service (Swedish)	1
15	3284-3	Pin - Groove	1	34	84-9280	Decal - Service (Italian)	1
16	51-0350	Pin - Seat Spring	1	34	93-7257	Decal - Service (Portuguese)	1
17	3-6685	Spring - Compression	1	34	93-7258	Decal - Service (Norwegian)	1
18	72-4320	Switch - Ball	1	34	93-7259	Decal - Service (Finnish)	1
19	237-30	Seal - O-Ring	1	34	93-7260	Decal - Service (Danish)	1
20	43-8610	Seat - Ball	1	34	93-7261	Decal - Service (Dutch)	1
21	43-8600	Spring - Compression	1	34	83-2490	Decal - Service (Japanese)	1
22	43-8860	Plunger - Switch	1	35	92-6533	Kit - Cushion	1
23	43-8620	Guide - Switch	1	36	92-6534	Shell	1
24	237-7	Seal - O-Ring	1	40	351-78	Edging	1
25	218-461	Nut - Hex.	2	*	43-9071	Seat Switch Assembly (Incl. Ref. #18-26)	1

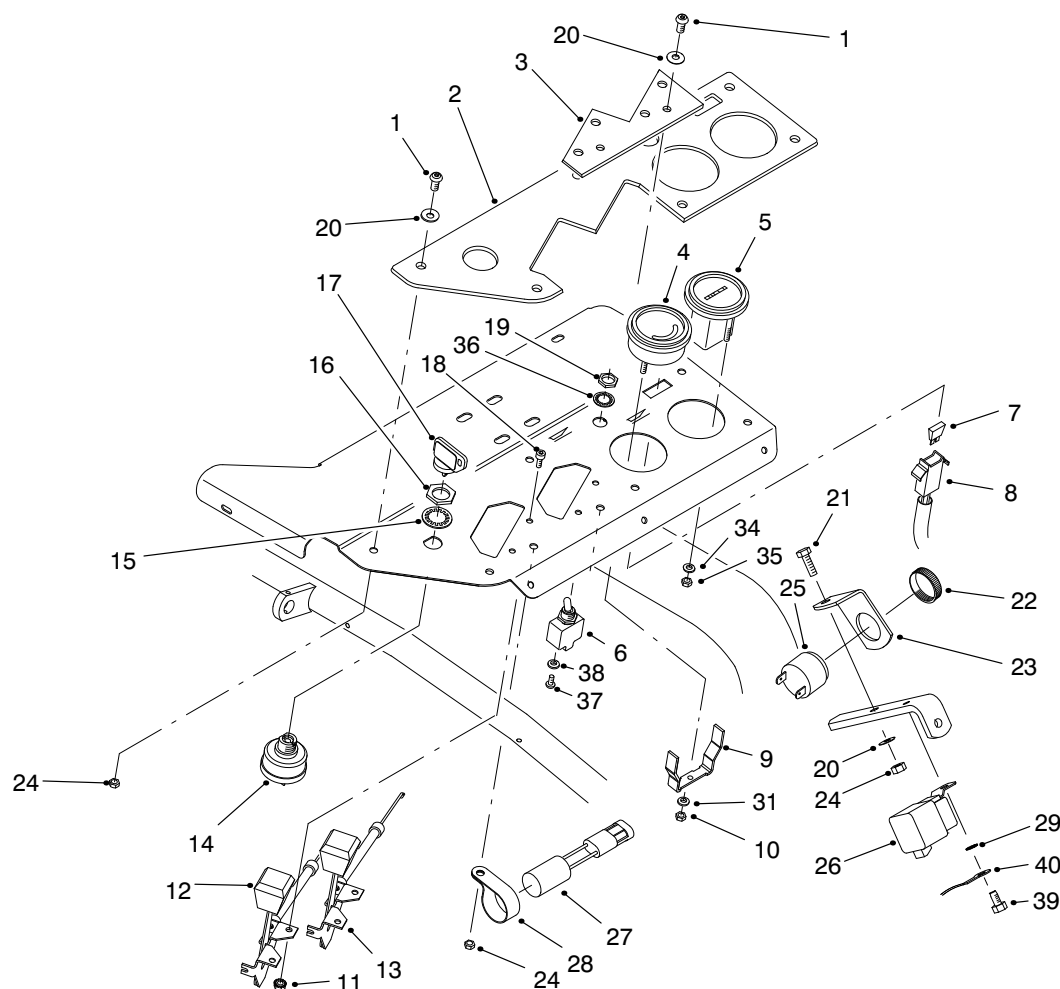
*Not Illustrated



T-1295B

FRAME ASSEMBLY

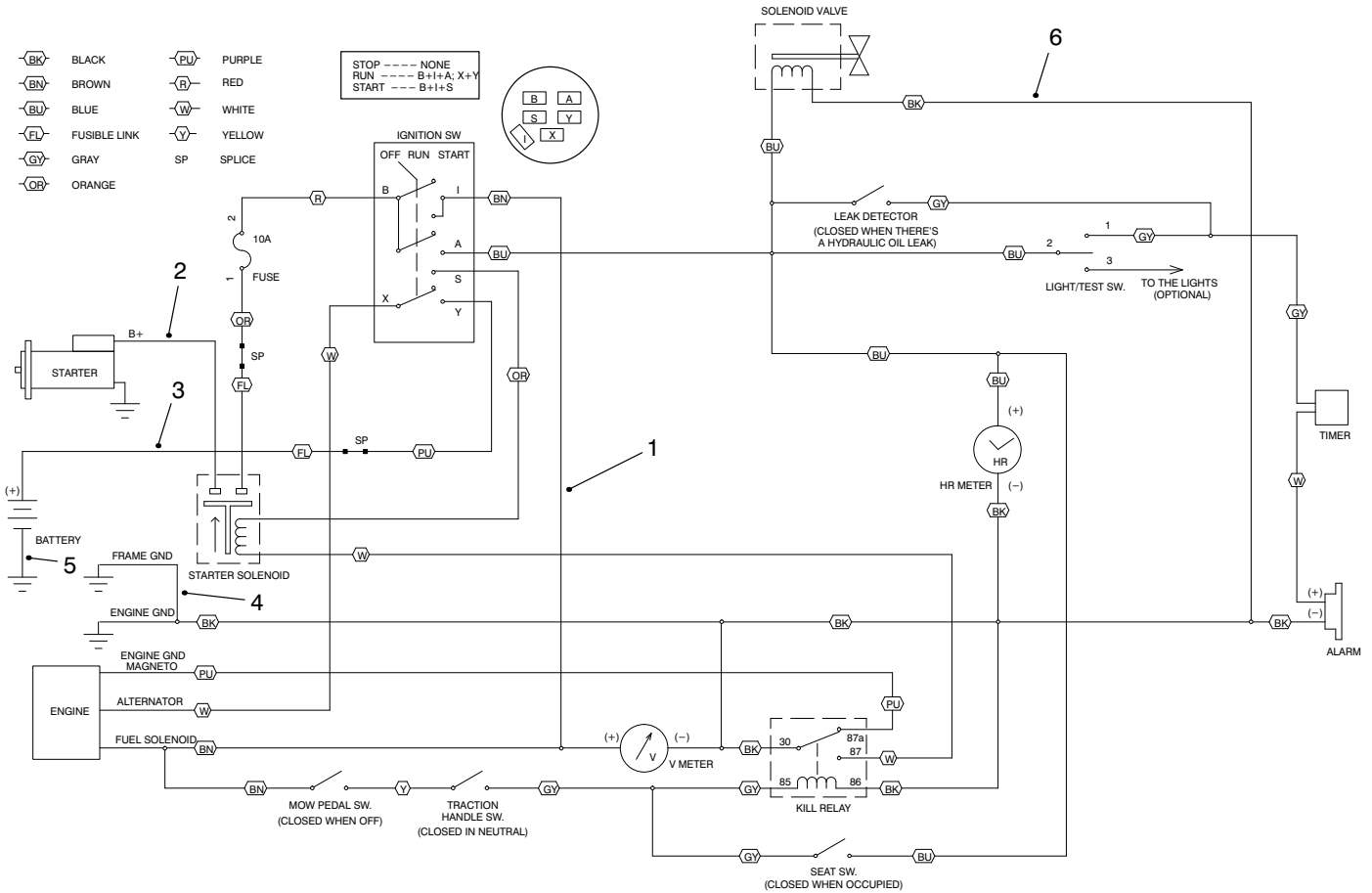
Ref. No.	Part No.	Description	No. Used	Ref. No.	Part No.	Description	No. Used
1	32104-76	Screw - Self Tapping	5	27	44-5560	Head - Oil Filter	1
2	94-2694	Cover - R.H.	1	28	72-3850	Seal - Filter	1
3	3256-22	Washer - Flat	5	29	74-3570	Filter - Hydraulic Oil (Incl. Ref. #28)	1
4	3274-91	Screw - Hex. Socket Hd.	3	30	68-5880	Hose - Hydraulic	1
5	28-4210	Solenoid - Starter	1	31	353-564	Fitting - Hydraulic 90° (Incl. Ref. #26)	1
6	3254-1	Washer - Lock	2	32	27-2380	Spacer	2
7	3219-14	Nut - Hex.	2	33	83-0830	Panel - Control Upper	1
8	3218-13	Nut - Jam	2	34	3296-16	Nut - Lock	3
9	3253-4	Washer - Lock	2	35	3256-23	Washer - Flat	4
10	321-3	Screw - Cap Hex. Hd.	4	36	322-4	Screw - Cap Hex. Hd.	4
11	28-1400	Battery	1	37	32149-2	Nut - Keps	2
12	3217-5	Nut - Hex.	2	38	93-8065	Decal - Traction	1
13	28-8080	Boot Terminal (Red)	1	38	83-2540	Decal - Traction (Japanese)	1
14	32103-12	Nut - Wing	2	39	67-1300	Decal - TORO	1
16	72-4790	Hold-Down - Battery	1	40	237-143	Grommet	2
17	56-7720	Bolt - Battery	2	41	32149-7	Nut - Keps	2
18	92-9164	Frame Assembly	1	42	92-5524	Decal - Noise	1
19	83-0840	Fender - L.H.	1	43	63-9920	Decal - EEC	1
20	46-8560	Screw - Self Taping	3	44	93-7276	Decal - Danger	1
21	61-3310	Plate - Logo	1	45	93-6668	Decal - Danger	1
22	3290-470	Screw - Flat Hd.	2	46	93-7252	Decal - C.E. Mark	1
23	83-1430	Hose - Hydraulic	1	47	98-0603	Boot - Terminal (Black)	1
24	2412-34	Clamp - Hose	3	48	83-2430	Boot - Terminal	1
25	353-563	Fitting - Hydraulic Straight (Incl. Ref. #26)	1				
26	237-101	Seal - O-Ring	2				



T-1296-5

CONTROL PANEL ASSEMBLY

Ref. No.	Part No.	Description	No. Used	Ref. No.	Part No.	Description	No. Used
1	3274-69	Screw - Hex. Socket Hd.	8	18	3273-26	Screw - Hex. Socket Hd.	4
2	93-8061	Plate - Control	1	19	218-498	Nut - Hex.	2
2	83-2570	Plate - Control (Japanese)	1	20	3256-1	Washer - Flat	9
3	83-2030	Plate - Filler	1	21	321-5	Screw - Cap Hex. Hd.	1
4	98-2160	Gauge - Voltmeter (Incl. Ref. #9-10 & 31)	1	22		Retainer - Alarm	1
5	66-2950	Gauge - Hourmeter (Incl. Ref. #34 & 35)	1	23	83-1530	Bracket - Alarm	1
6	83-1660	Switch Assembly (Incl. Ref. #19 & 36-38)	1	24	3296-16	Nut - Lock	9
7	218-594	Fuse - 20 Amp	1	25	98-2159	Audio Alarm Assembly (Incl. Ref. #22)	1
8	98-2163	Harness - Wire (Main)	1	26	70-1480	Relay	1
9	78-0080	Clamp - Mounting	1	27	83-2280	Timer - Relay	1
10	3217-27	Nut - Hex.	2	28	2412-39	Clamp - R	1
11	3296-27	Nut - Lock	4	29	3255-7	Washer - Lock, Int. Tooth	1
12	83-0030	Control - Throttle	1	31	3255-25	Washer - Lock, Int. Tooth	2
13	83-0040	Control - Choke	1	34	3255-20	Washer - Lock, Ext. Tooth	2
14	88-9830	Ignition Switch Assembly (Incl. Ref. #15-16)	1	35	3217-25	Nut - Hex.	2
15	3254-5	Washer - Lock	2	36	218-589	Washer - Lock	1
16	218-461	Nut - Hex.	2	37	218-588	Screw	3
17	63-8360	Key - Ignition	1	38	3253-19	Washer - Lock	3
				39	32104-95	Screw - Hex. Hd.	1
				40	98-2165	Cable - Negative	1

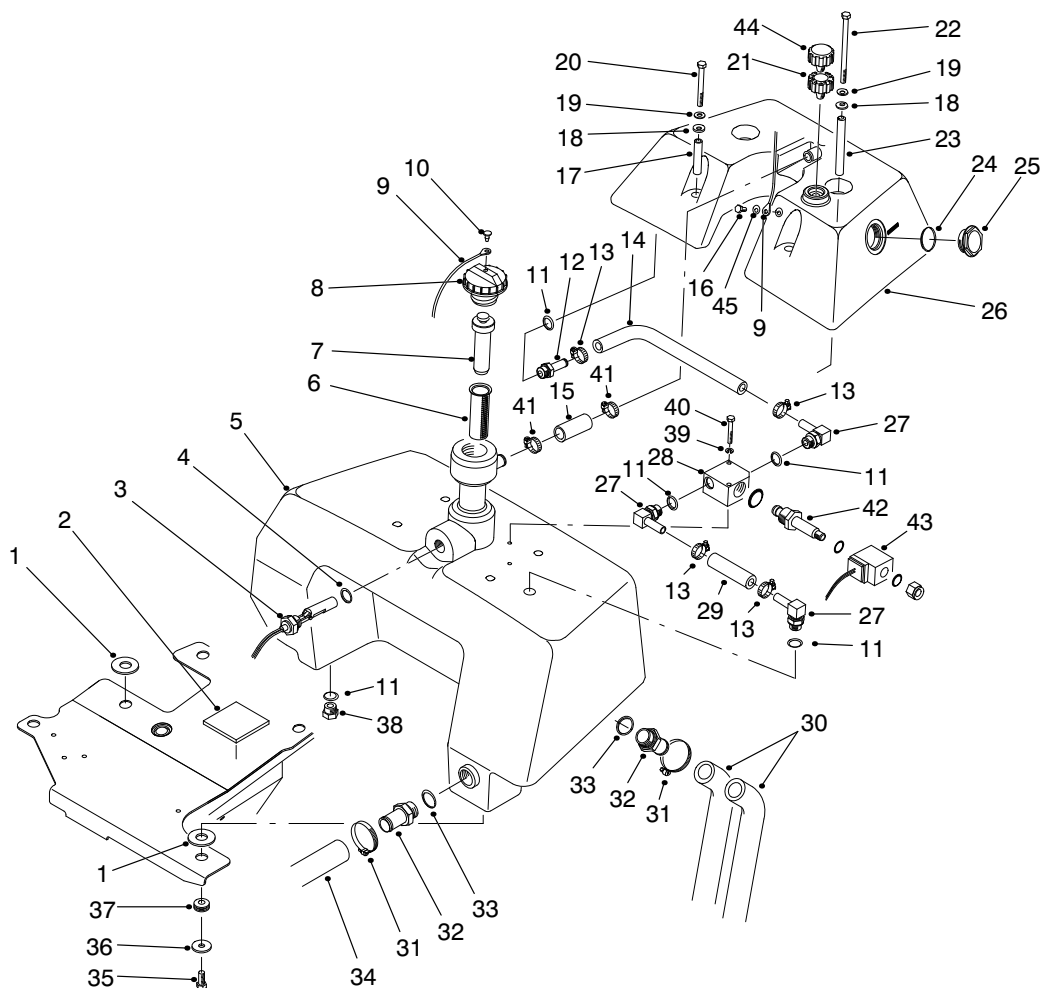


T-2804

ELECTRICAL SCHEMATIC

Ref. No.	Part No.	Description	No. Used
1	98-2163	Harness - Wire (Main)	1
2	98-2161	Wire Assembly	1
3	83-2420	Cable - Positive	1

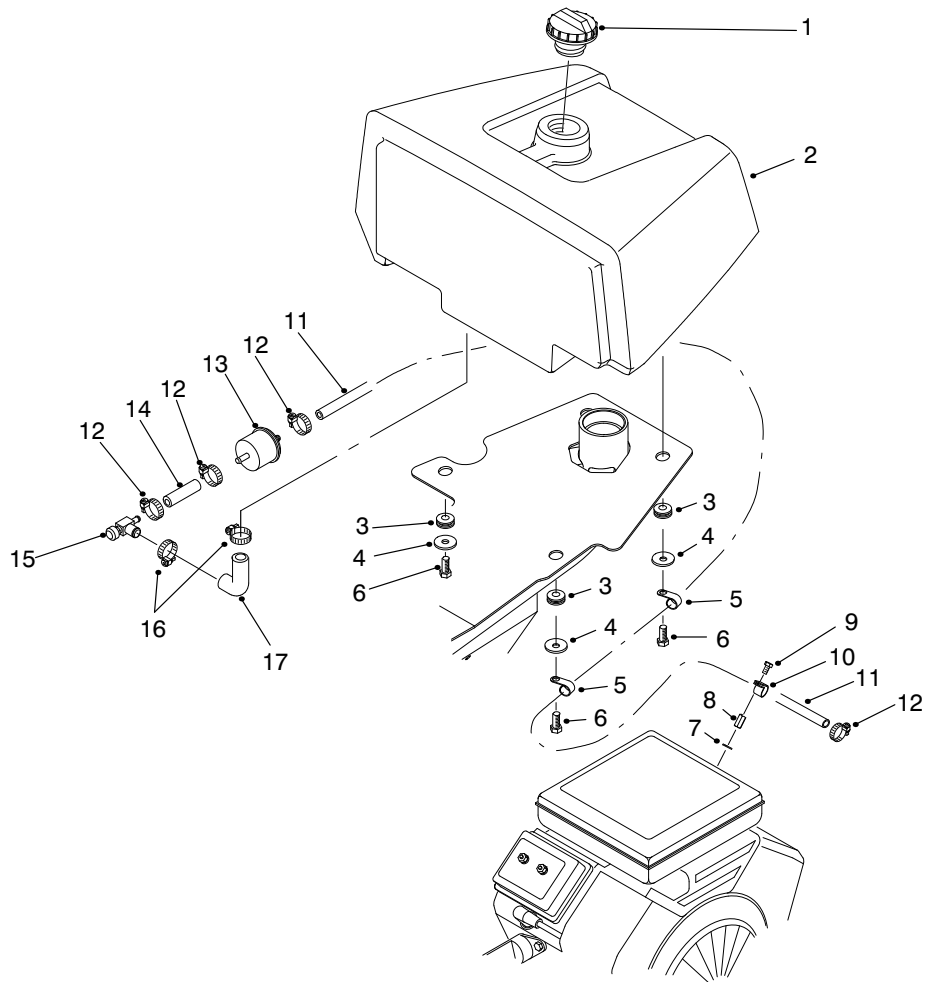
Ref. No.	Part No.	Description	No. Used
4	83-1150	Wire - Engine Ground	1
5	98-2165	Cable - Negative	1
6	98-2162	Harness - Leak Detector	1



T-1289A

HYDRAULIC RESERVOIR ASSEMBLY

Ref. No.	Part No.	Description	No. Used	Ref. No.	Part No.	Description	No. Used
1	83-2400	Spacer - Tank	2	25	83-2250	Gauge - Sight (Incl. Ref. #24)	1
2	83-2390	Pad - Tank	1	26	83-2100	Tank - Auxiliary Hydraulic	1
3	83-1450	Sensor - Oil Level	1	27	354-120	Fitting - Hydraulic 90° (Incl. Ref. #11)	3
4	237-80	Seal - O-Ring	1	28	83-1460	Solenoid Valve Assembly (Incl. Ref. #42 & 43)	1
5	92-8966	Reservoir - Hydraulic	1	29	83-2080	Hose - Valve-Tank	1
6	83-1520	Screen - Filler	1	30	83-0910	Hose - Hydraulic	2
7	92-4063	Plug - Filler Cap	1	31	2412-34	Clamp - Hose	3
8	93-7160	Cap - Hydraulic Reservoir (Incl. Ref. #9 & 10)	1	32	83-0870	Fitting - Hydraulic Straight (Incl. Ref. #33)	3
9	75-0540	Tether - Cap	1	33	237-177	Seal - O-Ring	3
10	2410-73	Retainer - Tether	1	34	83-1430	Hose - Hydraulic	1
11	237-79	Seal - O-Ring	5	35	323-6	Screw - Cap Hex. Hd.	3
12	354-121	Fitting - Hydraulic Straight (Incl. Ref. #11)	1	36	63-8410	Washer - Flat	3
13	2412-36	Clamp - Hose	4	37	240-11	Grommet	3
14	83-2070	Hose - Valve	1	38	353-550	Plug - Hydraulic (Incl. Ref. #11)	1
15	83-2090	Hose - Overflow	1	39	3253-3	Washer - Lock	2
16	321-2	Screw - Cap Hex. Hd.	1	40	321-11	Screw - Cap Hex. Hd.	2
17	83-1550	Spacer - Tank (Short)	2	41	2412-141	Clamp - Hose	2
18	83-1470	Washer - Neoprene	4	42	83-2000	Spool - Valve	1
19	3256-71	Washer - Flat	4	43	83-2010	Coil - Valve	1
20	322-14	Screw - Cap Hex. Hd.	2	44	68-6150	Breather	1
21	92-8020	Adapter - Breather	1	45	3256-22	Washer - Flat	1
22	322-29	Screw - Cap Hex. Hd.	2				
23	83-1560	Spacer - Tank (Long)	2				
24	237-123	Seal - O-Ring	1				



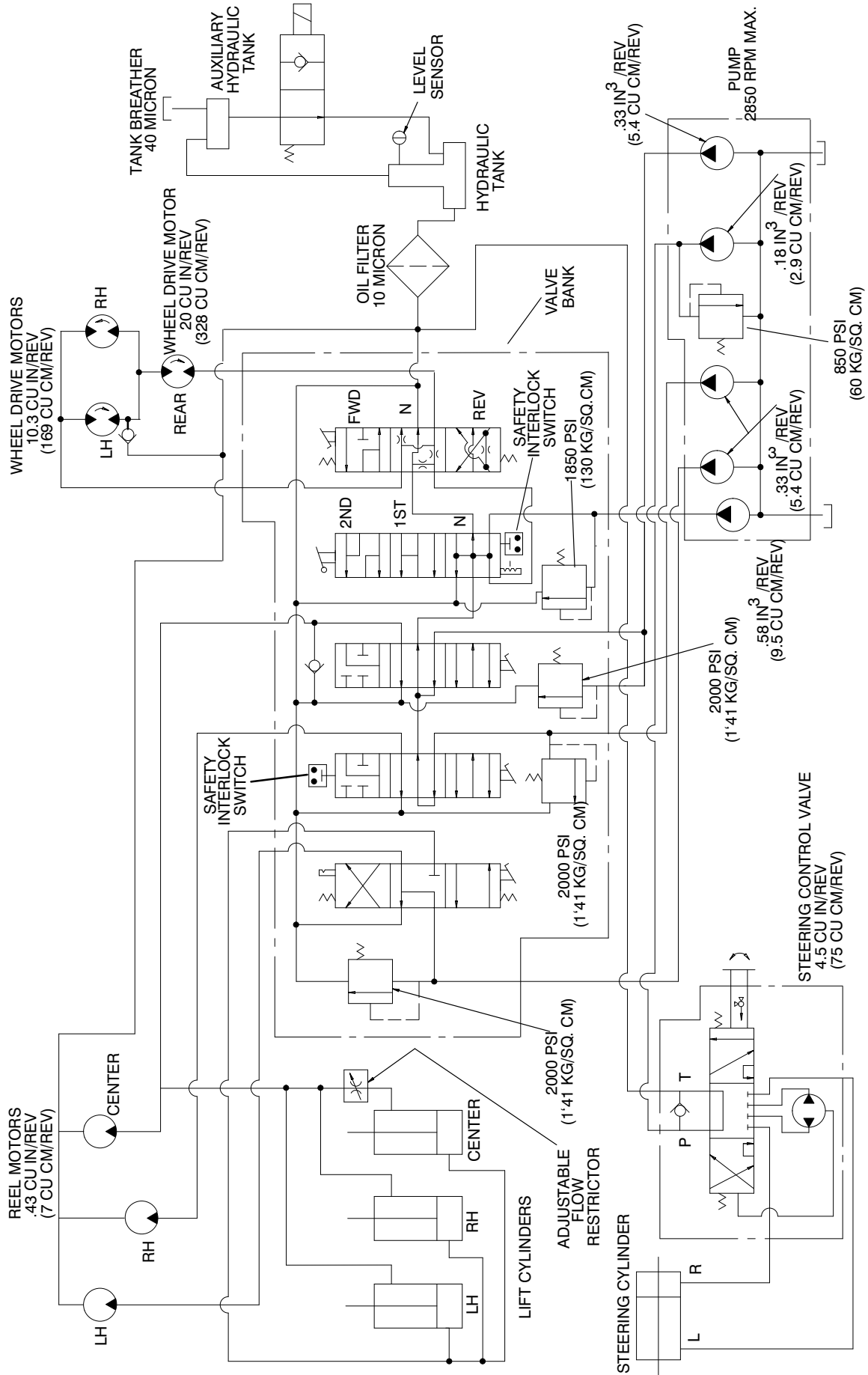
T-1317B

FUEL TANK ASSEMBLY

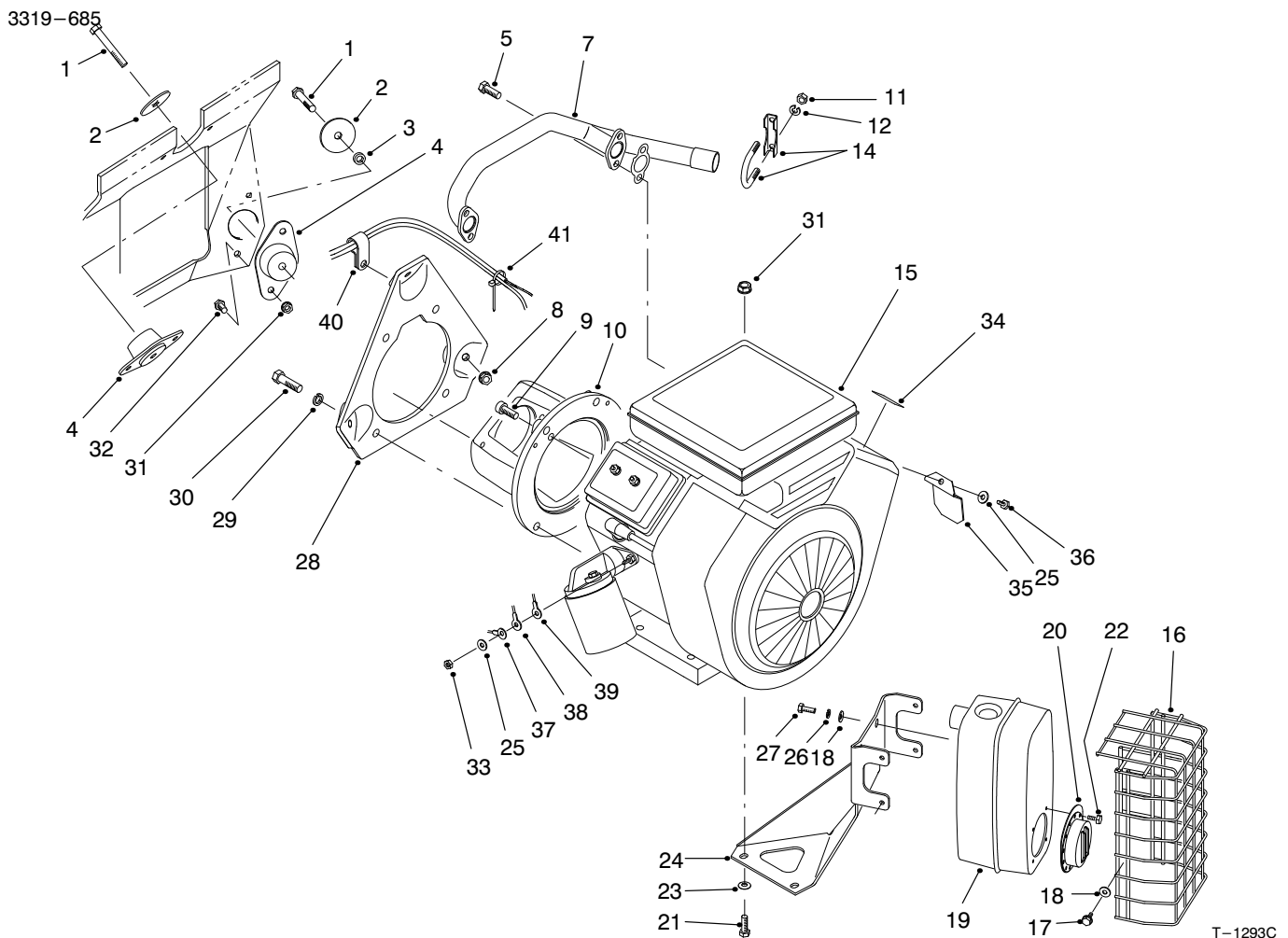
Ref. No.	Part No.	Description	No. Used
1	93-7170	Cap - Fuel	1
2	92-7189	Tank - Fuel	1
3	240-11	Grommet	4
4	63-8410	Washer - Flat	4
5	2412-41	Clamp - R	3
6	323-6	Screw - Cap Hex. Hd.	3
7	3256-63	Washer - Flat	1
8	83-2200	Nut - Special	1
9	48-7610	Screw - Cap Hex. Hd.	1

Ref. No.	Part No.	Description	No. Used
10	2412-94	Clamp - R	1
11	93-0116	Hose - Fuel	1
12	2412-108	Clamp - Hose	4
13	94-2690	Asm. - Filter, Fuel	1
14	83-2040	Hose - Fuel	1
15	83-1390	Fitting - Fuel Shut-Off	1
16	2412-36	Clamp - Hose	2
17	93-0117	Hose - Fuel	1

HYDRAULIC SCHEMATIC



T-1840C

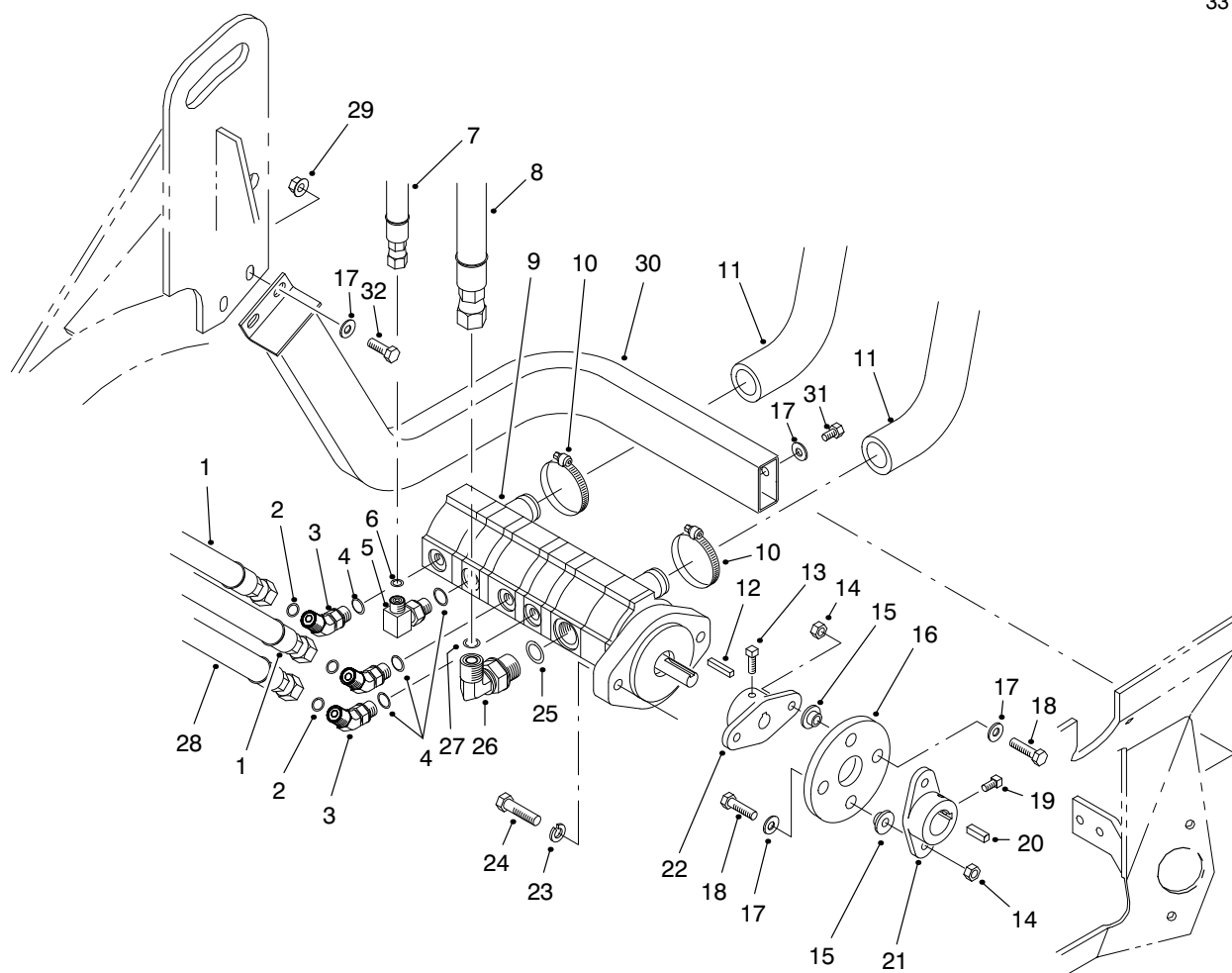


ENGINE INSTALLATION ASSEMBLY

Ref. No.	Part No.	Description	No. Used
1	323-12	Screw - Cap Hex. Hd.	3
2	83-1040	Washer - Mount	3
3	83-1050	Spacer - Mount	2
4	83-1030	Mount - Engine	3
5		Screw - Cap Hex. Hd.	4
7	83-1080	Pipe - Exhaust	1
8	3290-357	Nut - Flange Lock	3
9	3274-7	Screw - Socket Hd.	2
10	83-1060	Adapter - Pump	1
11		Nut - Hex.	2
12		Washer - Lock	2
14	2112-11	Clamp - Muffler (Incl. Ref. #11 & 12)	1
15	98-0636	Engine Assembly (Incl. Ref. #5)	1
16	83-1400	Shield - Muffler	1
17	12-3270	Screw - Hex. Washer Hd.	4
18	3256-1	Washer - Flat	8
19	98-0616	Muffler	1
*	83-2240	Arrestor - Spark (Optional)	1
20	83-2220	Deflector - Exhaust	1

Ref. No.	Part No.	Description	No. Used
21	322-8	Screw - Cap Hex. Hd.	2
22	83-2230	Screw - Cap Hex. Hd.	4
23	3256-23	Washer - Flat	2
24	83-1630	Bracket - Muffler Support	1
25	43-5930	Washer - Lock	2
26	3253-3	Washer - Lock	4
27	49-2040	Screw - Cap Hex. Hd.	4
28	85-8120	Plate - Engine Mount	1
29	3253-6	Washer - Lock	4
30	324-7	Screw - Cap Hex. Hd.	4
31	32128-20	Nut - Flange Lock	8
32	322-3	Screw - Cap Hex. Hd.	6
33	43-2830	Nut - Hex	1
34	93-8069	Decal - Warning	1
34	83-2560	Decal - Warning (Japanese)	1
35	83-2310	Shield	1
36	48-7620	Screw - Cap Hex. Hd.	1
37	98-2163	Harness - Wire (Main)	1
38	83-1150	Wire - Engine Ground	1
39	98-2165	Cable - Negative	1
40	2412-81	Clamp - R	1
41	3290-378	Tie - Cable	1

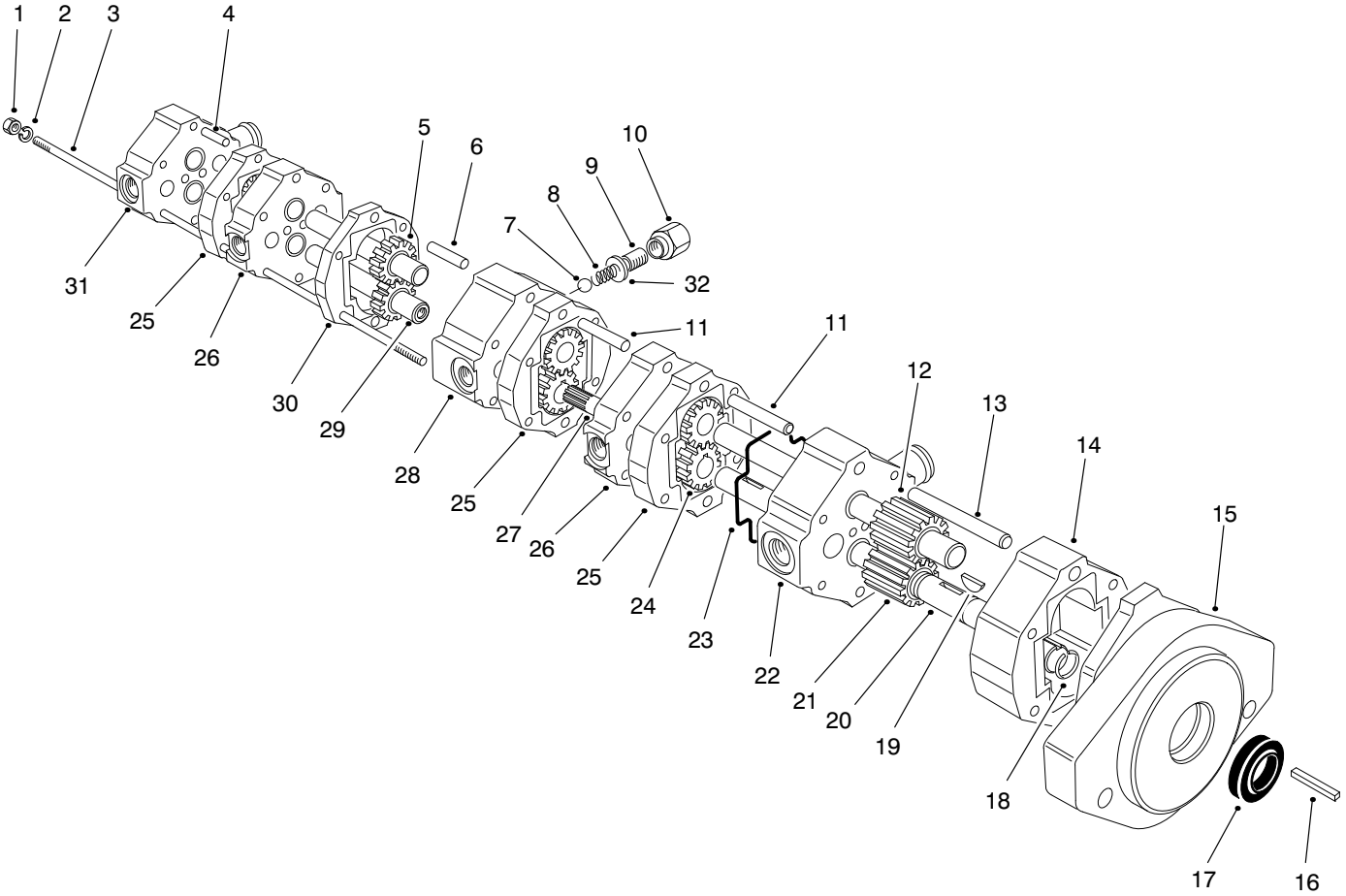
*Not Illustrated



T-1292

HYDRAULIC PUMP INSTALLATION ASSEMBLY

Ref. No.	Part No.	Description	No. Used	Ref. No.	Part No.	Description	No. Used
1	98-0649	Hose - Hydraulic	2	16	44-2230	Coupling - Rubber	1
2	237-22	Seal - O-Ring	3	17	3256-23	Washer - Flat	8
3	340-87	Fitting - Hydraulic 45° (Incl. Ref. #2 & 4)	3	18	322-6	Screw - Cap Hex. Hd.	4
4	237-42	Seal - O-Ring	4	19	3241-2	Screw - Set Square Hd.	2
5	340-82	Fitting - Hydraulic 90° (Incl. Ref. #4 & 6)	1	20	10-7070	Key - Square	1
6	237-21	Seal - O-Ring	1	21	27-1960	Hub - Engine	1
7	83-1350	Hose - Hydraulic	1	22	27-1970	Hub - Pump	1
8	98-2151	Hose - Hydraulic	1	23	3253-21	Washer - Lock	2
9	92-9764	Hydraulic Pump Assembly (Incl. Ref. #12)	1	24	323-8	Screw - Cap Hex. Hd.	2
10	2412-34	Clamp - Hose	2	25	237-80	Seal - O-Ring	1
11	83-0910	Hose - Pump	2	26	340-105	Fitting - Hydraulic 90° (Incl. Ref. #25 & 27)	1
12	5-0946	Key - Square	1	27	237-30	Seal - O-Ring	1
13	3241-6	Screw - Set Square Hd.	2	28	98-2150	Hose - Hydraulic	1
14	3296-29	Nut - Lock	4	29	32128-20	Nut - Flange Lock	2
15	27-6600	Spacer - Coupling	4	30	83-1940	Guard - Pump	1
				31	322-1	Screw - Cap Hex. Hd.	2
				32	322-4	Screw - Cap Hex. Hd.	2

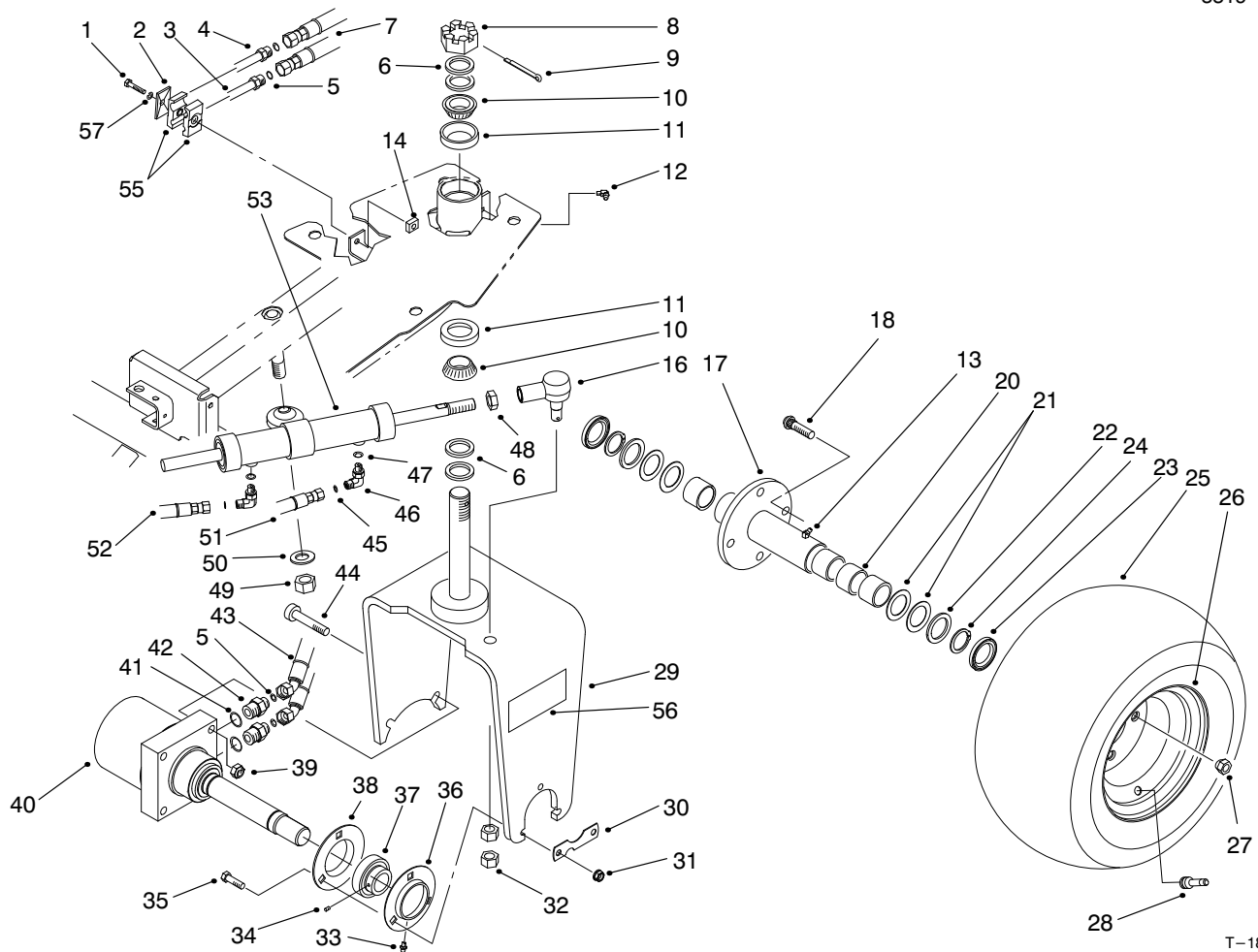


T-0645-2

HYDRAULIC PUMP 92-9764

Ref. No.	Part No.	Description	No. Used
1	3217-6	Nut - Hex.	4
2	354-16	Washer - Lock	4
3	354-17	Stud - Threaded	4
4	354-11	Pin - Dowel	2
5	354-9	Idler Shaft - Gear Assy.	1
6	354-12	Pin - Dowel	2
7		Ball - Valve	1
8		Spring - Compression	1
9		Adjuster - Valve	1
10		Cap - Adjuster, Valve	1
11	354-13	Pin - Dowel	4
12	92-9774	Idler Shaft - Gear Assy.	1
13	354-14	Pin - Dowel	2
14	92-9766	Plate - Gear 66B	1
15	354-2	Body Assembly	1
16	5-0946	Key - Square	1
17	354-15	Seal - Shaft	1

Ref. No.	Part No.	Description	No. Used
18	353-886	Ring - Retaining	2
19	353-884	Key - Woodruff	4
20	92-9772	Shaft - Drive	1
21	92-9773	Gear - 58B	1
22	354-3	Bearing Plate Assembly	1
23	353-922	Seal - Ring	10
24	353-967	Gear - 33B	6
25	353-969	Plate - Gear 33B	3
26	353-923	Bearing Plate Assembly	2
27	354-5	Adapter - Splined	1
28	354-4	Bearing Plate Assembly (Incl. Ref. #7-10 & 32)	1
29	354-8	Drive Shaft - Gear Assy.	1
30	354-6	Plate - Gear 18B	1
31	354-7	Cover Assembly	1
32	354-35	Gasket	1

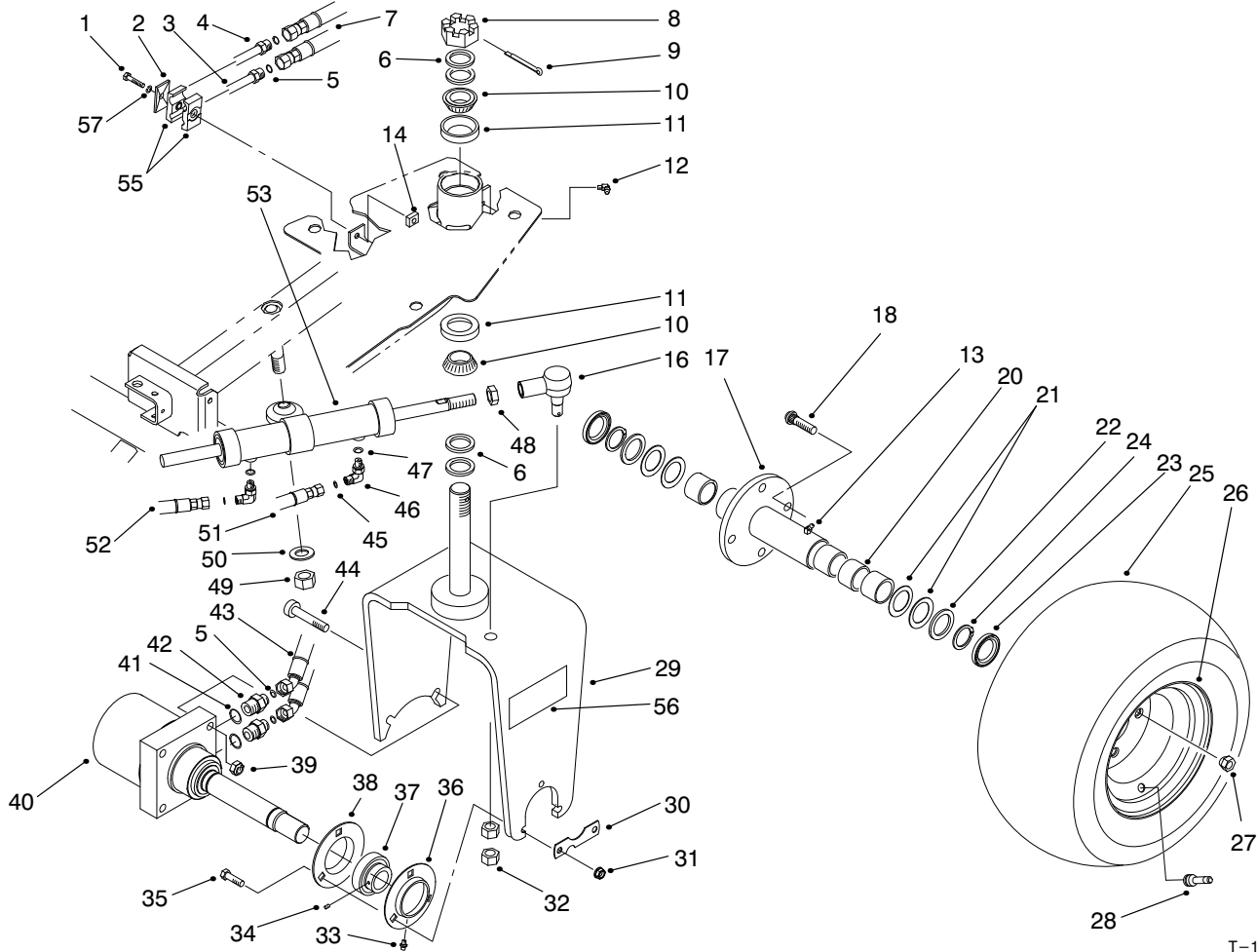


T-1839-2

REAR WHEEL ASSEMBLY

Ref. No.	Part No.	Description	No. Used
1	322-7	Screw - Cap Hex. Hd.	1
2	89-9760	Cover - Plate	1
3	93-0115	Assy. - Tube, Rear Bottom	1
4	93-0114	Assy. - Tube, Rear Top	1
5	237-30	O-Ring	4
6	18-6320	Washer - Steering	4
7	92-9197	Hose - Hydraulic (Incl. Ref. #5)	2
8	32136-9	Nut - Hex. Slotted	1
9	3272-37	Pin - Cotter	1
10	254-70	Cone - Bearing	2
11	254-61	Cup - Bearing	2
12	302-11	Fitting - Grease 45°	1
13	302-40	Fitting - Grease 90°	2
14	3290-496	Nut - Retaining	1
16	83-1640	Rod End Assembly	1
17	92-9152	Hub W.A. - Wheel	1
18	10-6730	Stud - Drive	4
20	92-9167	Roller - Clutch	4
21	92-9166	Washer - Thrust	4
22	92-9159	Washer	2
23	92-9165	Seal - Grease	2
24	32151-10	Ring - Retainer	2
25	28-3680	Tire	1
26	217-60	Rim	1
27	242-50	Nut - Lug	4

Ref. No.	Part No.	Description	No. Used
28	232-27	Valve Stem w/Cap	1
29	93-2529	Fork - Castor	1
30	88-8350	Tab - Bearing	1
31	3296-39	Nut - Lock	3
32	3220-6	Nut - Jam	2
33	302-5	Fitting - Grease	1
34		Screw - Set	2
35	323-29	Screw - Cap Hex. Hd.	3
36	85-8940	Flange - Bearing, Lube (Incl. Ref. #33)	1
37	251-352	Assembly - Bearing (Incl. Ref. #34)	1
38	85-8950	Flange - Bearing	1
39	3296-23	Nut - Lock	2
40	92-9169	Motor - Hydraulic	1
41	237-80	O-Ring	2
42	340-7	Fitting - Hydraulic (Incl. Ref. #41)	2
43	92-9197	Hose - Hydraulic (Incl. Ref. #5)	2
44	3274-93	Screw - Hex. Socket Hd.	2
45	237-21	O-Ring	2
46	340-132	Fitting - Hydraulic 90° (Incl. Ref. #45 & 47)	2
47	237-78	O-Ring	2
48	84-5300	Nut - Jam	1



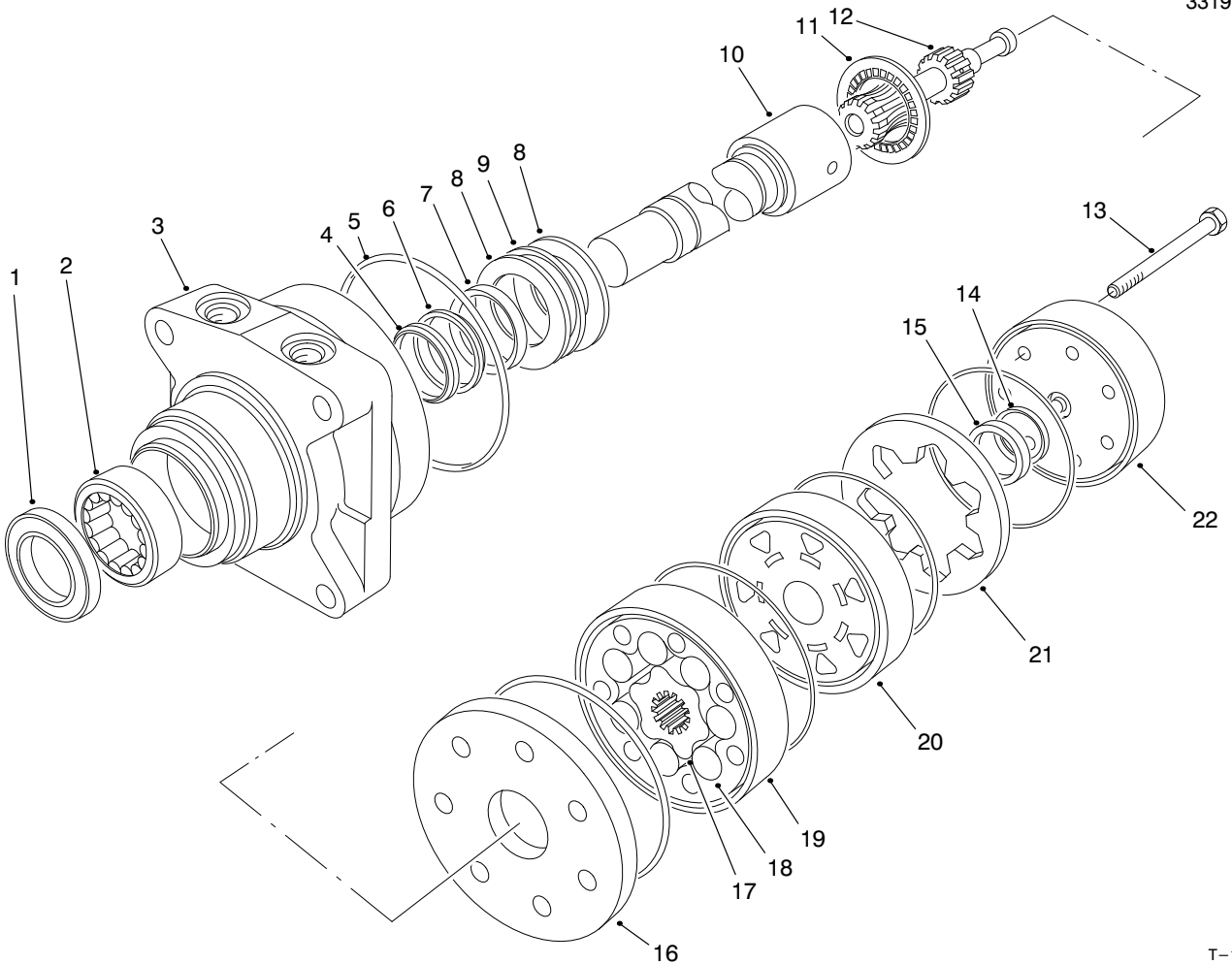
T-1839-2

REAR WHEEL ASSEMBLY (Continued)

Ref. No.	Part No.	Description	No. Used
49	3217-12	Nut - Hex.	1
50	3256-28	Washer - Flat	1
51	83-1360	Hose - Hydraulic	1
52	83-1350	Hose - Hydraulic	1
53	83-2330	Hydraulic Cylinder Assy.	1

Ref. No.	Part No.	Description	No. Used
55	56-7971	Clamp - Tube	2
56	92-9752	Decal - 3WD	2
57	3253-4	Washer - Lock	1
*	232-37	Tube - Inner (Optional)	1

*Not Illustrated

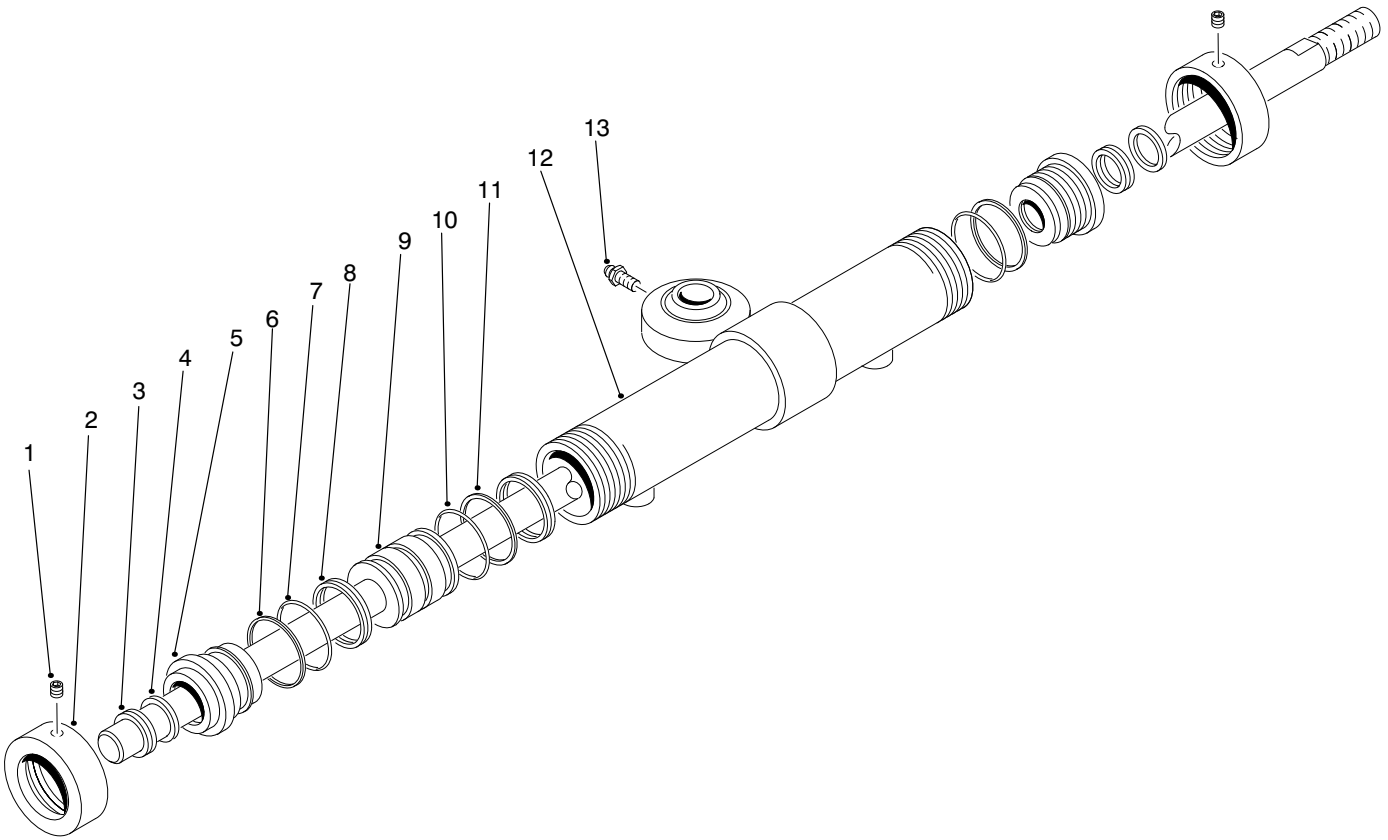


T-1830-2

HYDRAULIC DRIVE MOTOR ASSEMBLY NO. 92-9169

Ref. No.	Part No.	Description	No. Used
1		Seal – Dirt & Water	1
2		Bearing	1
3		Housing	1
4		Washer – Back-Up	1
5		Ring – Seal	5
6		Washer – Back-Up	1
7		Seal – Inner	1
8		Washer – Thrust	2
9		Bearing – Thrust	1
10	92-9760	Shaft – Coupling	1
11	76-0850	Bearing – Thrust	1
12	92-9758	Link – Drive	7
13	92-9756	Screw – Cap Hex. Hd.	1
14		Seal – Commutator	1
15		Commutator	1

Ref. No.	Part No.	Description	No. Used
16	92-9754	Plate – Wear	1
17		Rotor	1
18		Vane	7
19		Stator	1
20	92-9755	Manifold	1
21		Ring – Commutator	1
22	92-9759	End Cover Assembly	1
*	92-9757	Rotor Set (Incl. Ref. #19-21)	1
*	76-0880	Commutator Assembly (Incl. Ref. #15, 16 & 23)	1
*	76-0800	Seal Kit (Incl. Ref. #1, 4-7 & 15)	1
*	92-9753	Housing Assembly (Incl. Ref. #2, 3 & 8-10)	1



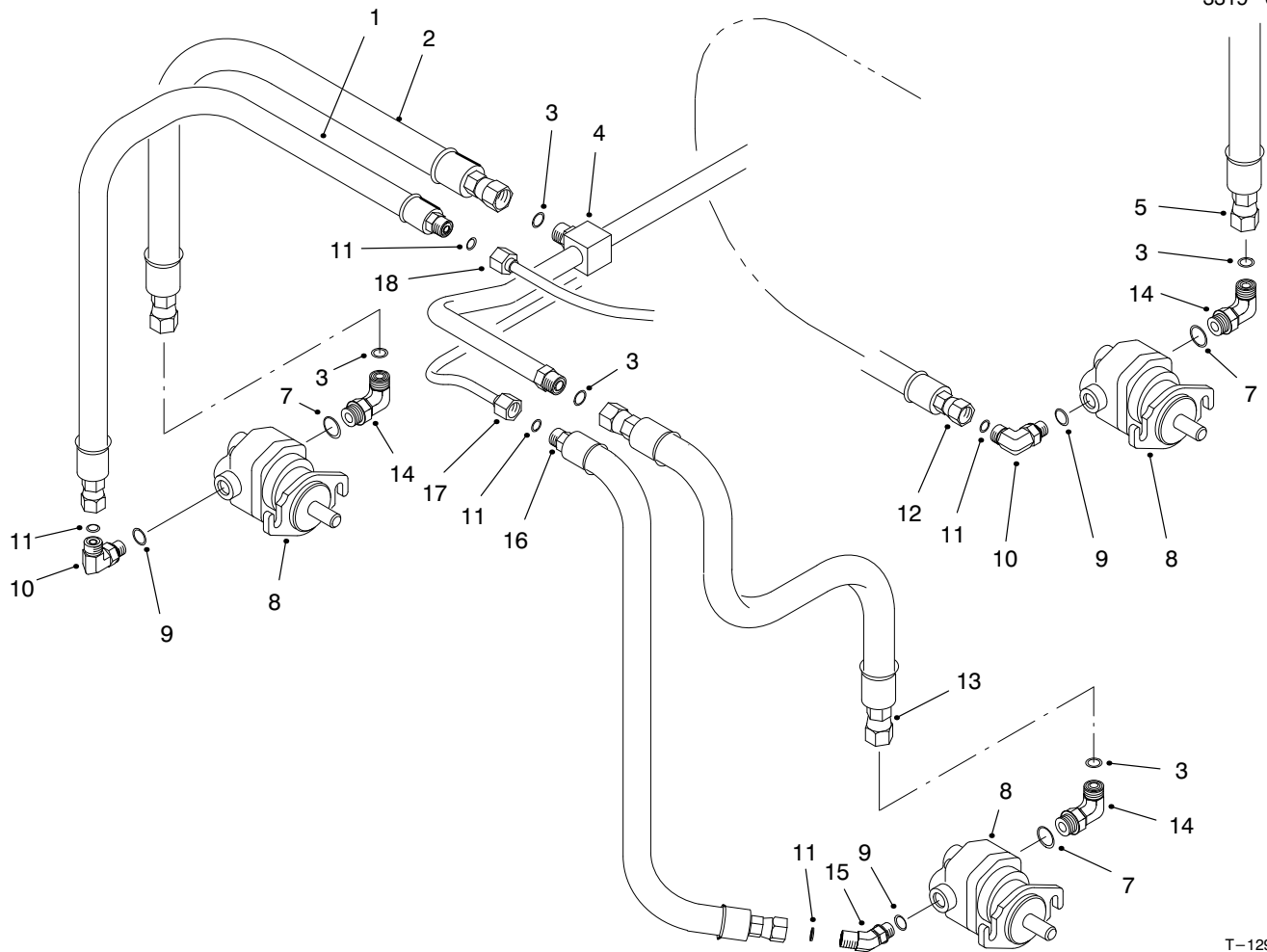
T-1313

HYDRAULIC CYLINDER ASSEMBLY NO. 83-2330

Ref. No.	Part No.	Description	No. Used
1	3245-1	Screw - Set, Hex. Soc. Hd.	2
2	83-2340	Cap - Threaded	2
3		Wiper - Rod	2
4		U-Cup - Double Lip	2
5	83-2350	Cap - Head, Thread	2
6		Ring - Back-Up	2
7		O-Ring	2
8		Ring - Wear	2

Ref. No.	Part No.	Description	No. Used
9	83-2360	Assembly - Rod	1
10		O-Ring	1
11		Ring - Piston, Urithane	1
12	83-2370	Assembly - Barrel	1
13	302-5	Fitting - Grease	1
*	83-2380	Kit - Seal Repair (Incl. Ref. #1-7)	1

*Not Illustrated

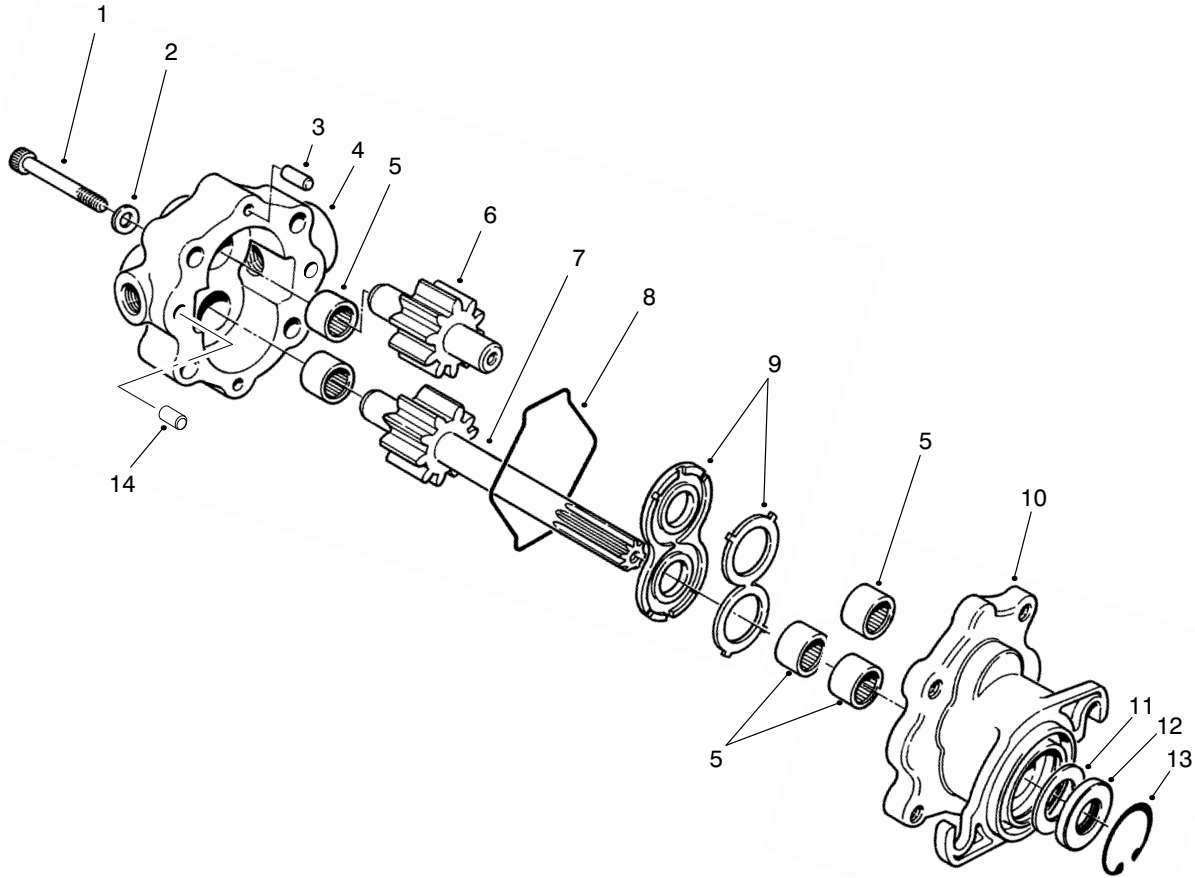


T-1297-2

REEL MOTOR INSTALLATION ASSEMBLY

Ref. No.	Part No.	Description	No. Used
1	95-5984	Hose - Hydraulic	1
2	95-5985	Hose - Hydraulic	1
3	237-30	Seal - O-Ring	5
4	63-4040	Hydraulic Tube Assembly (Incl. Ref. #3)	1
5	95-5987	Hose - Hydraulic	1
7	237-79	Seal - O-Ring	3
8	94-3506	Reel Motor Assembly	3
9	237-42	Seal - O-Ring	3
10	340-77	Fitting - Hydraulic 90° (Incl. Ref. #9 & 11)	2

Ref. No.	Part No.	Description	No. Used
11	237-22	Seal - O-Ring	5
12	95-5986	Hose - Hydraulic	1
13	95-5989	Hose - Hydraulic	1
14	340-98	Fitting - Hydraulic 90° (Incl. Ref. #3 & 7)	3
15	340-87	Fitting - Hydraulic 45° (Incl. Ref. #9 & 11)	1
16	95-5988	Hose - Hydraulic	1
17	63-4020	Tube - Hydraulic	1
18	63-4030	Tube - Hydraulic	1



T-1872

REEL MOTOR NO. 94-3506

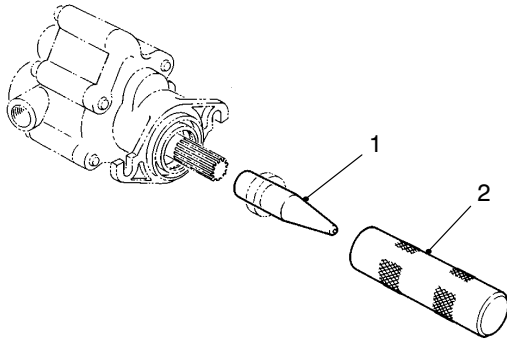
Ref. No.	Part No.	Description	No. Used
1	354-50	Screw - Hex. Socket Hd.	4
2	354-51	Washer	4
3	353-599	Pin - Dowel	2
4	94-3507	Cover Assembly (Incl. Ref. #5)	
5		Bearing - Needle	5
6	94-3509	Idle Gear Assembly	1
7	94-3508	Drive Shaft Assembly	1
8	354-46	Ring - Seal	1

Ref. No.	Part No.	Description	No. Used
9	74-3810	Load Plate Assembly	1
10	92-8795	Body Assembly (Incl. Ref. #5)	1
11		Spacer	1
12		Seal - Shaft	1
13	32151-41	Ring - Retaining	1
14	92-8796	Pin - Dowel	2
*	92-8863	Repair Kit (Incl. Ref. #8 & 11-13)	1

*Not Illustrated

SPECIAL TOOLS

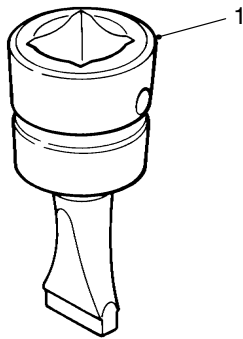
REEL MOTOR SEAL INSTALLATION TOOLS



T-0727

Ref. No.	Part No.	Description	No. Used
1	TOR491430	Protector – Seal	1
2	TOR491450	Installer – Seal	1

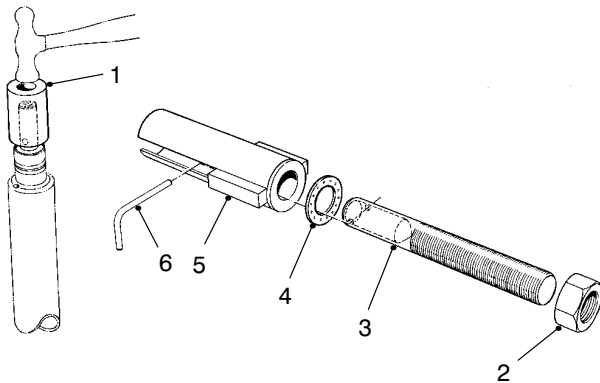
BED KNIFE SCREW TOOL NO. TOR510880



T-0729

Ref. No.	Part No.	Description	No. Used
1		Tool – Bed Knife Screw	1

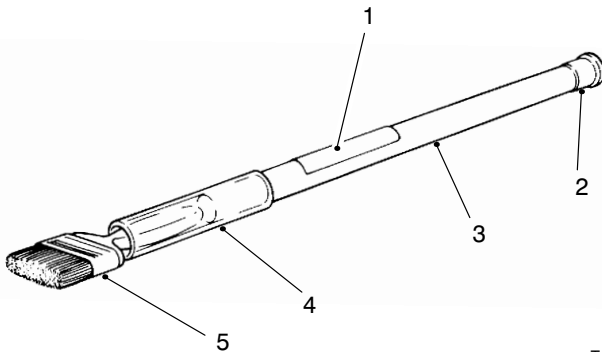
BEARING REPLACEMENT TOOL KIT NO. TOR238900



T-0730

Ref. No.	Part No.	Description	No. Used
1	23-8880	Driver – Bearing	2
2	3219-18	Nut – Hex.	1
3	23-8840	Puller – Bolt	1
4	22-6090	Washer – Thrust	1
5	23-8850	Tube – Support	1
6	23-8860	Pin – Bearing Rplcmnt.	1

BACKLAPPING BRUSH ASSEMBLY NO. 29-9100



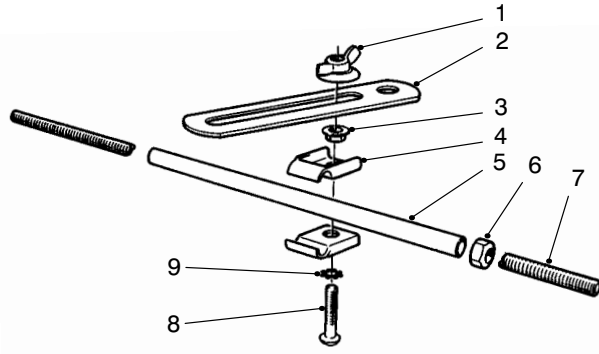
T-0731

Ref. No.	Part No.	Description	No. Used
1	12-9140	Decal	1
2	2410-18	Plug	1
3	29-9080	Handle	1
4	29-9090	Hose – Handle	1
5	36-4310	Brush	1

Note: Special tools may be ordered from: Owatonna Tool Company 2013 4th St. NW Owatonna, MN 55060

SPECIAL TOOLS (Continued)

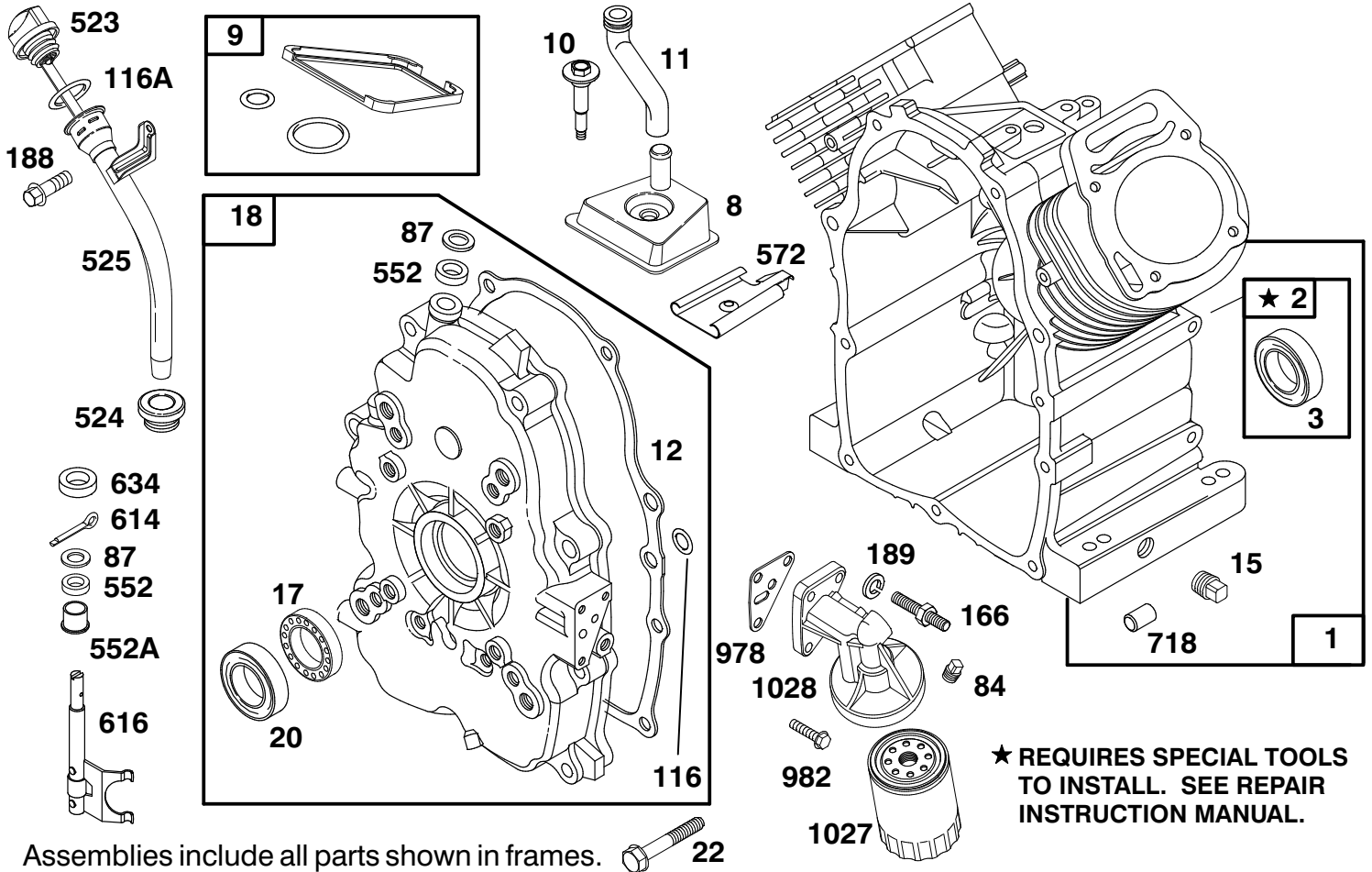
ALIGNMENT TOOL NO. TOR200120



T-0732

Ref. No.	Part No.	Description	No. Used
1	3-4808	Nut - Wing	1
2	20-0110	Bracket - Alignment	1
3	32128-20	Nut - Lock, Flange	1
4	3-6657	Clip - Skid	2
5	20-0070	Tube	1
6	3219-2	Nut - Hex.	1
7	20-0080	Rod	1
8	32122-35	Screw - Truss Head	1
9	3255-8	Washer - Lock, Int. Tooth	1

**Note: Special tools may be ordered from: Owatonna Tool Company
2013 4th St. NW
Owatonna, MN 55060**



★ REQUIRES SPECIAL TOOLS TO INSTALL. SEE REPAIR INSTRUCTION MANUAL.

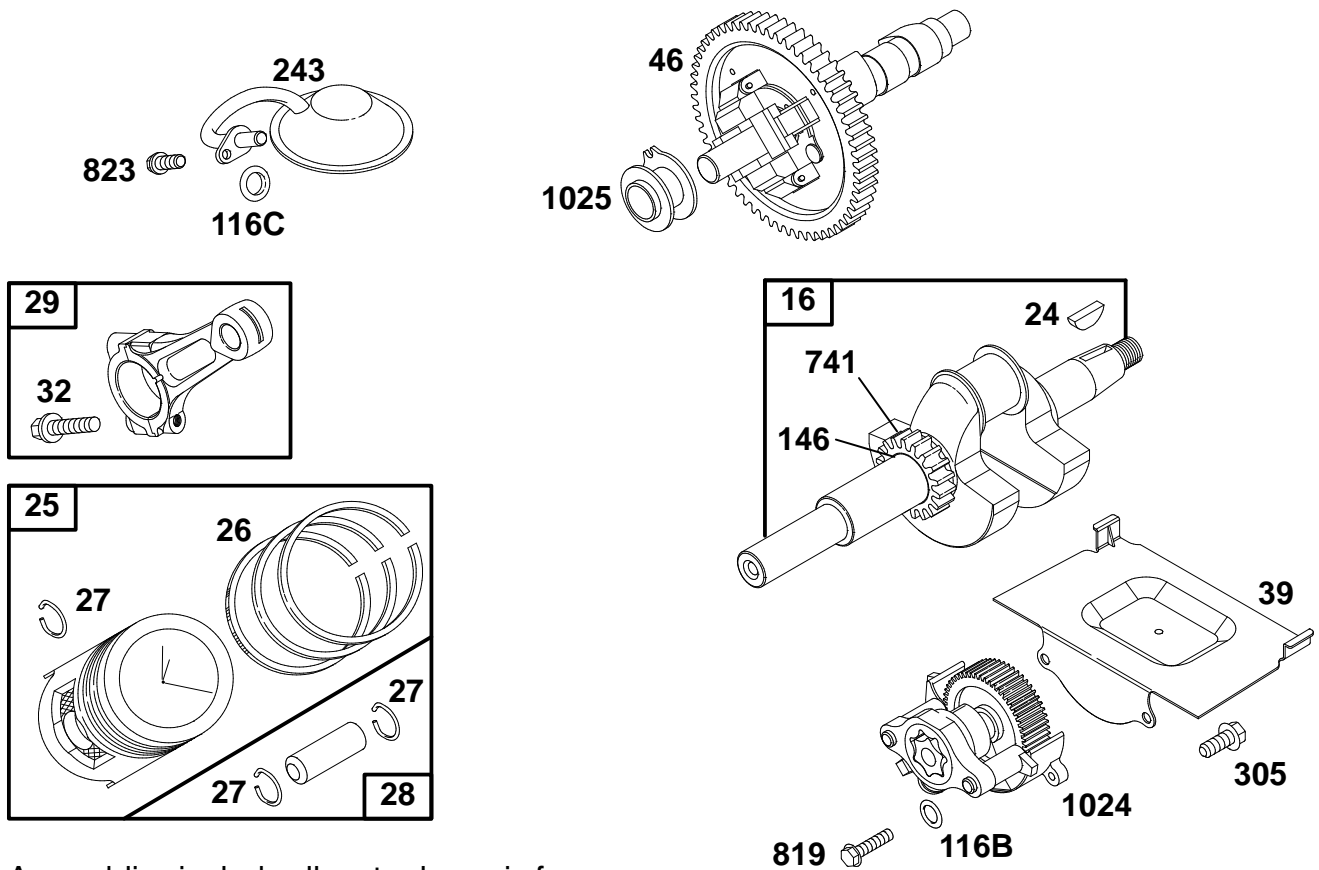
Assemblies include all parts shown in frames. 22

ENGINE BRIGGS & STRATTON MODEL 303447-1179-E1

Ref. No.	Part No.	Description	No. Used
1	808440	Cylinder Assembly	1
2	808534	Bearing - Cylinder	1
*3	805101	Seal - Oil	1
8	807795	Breather Assembly	1
*9	807688	Gasket - Breather	1
10	805751	Screw - Hex. Washer Head	1
11	806083	Tube - Breather	1
12	806190	Gasket - Crankcase Cover	1
15	805048	Plug - Oil Drain	1
17	805754	Bearing - Ball	1
18	808502	Cover Assy. - Crankcase	1
*20	805049	Seal - Oil	1
22	805696	Screw - Crankcase Cover	1
84	91488	Plug - Pipe	1
*87	805054	Seal - Governor Shaft	1
116	806191	O-Ring (Crankcase Cover)	1
*116A	805386	O Ring (Dipstick)	1
166	805073	Stud - Oil Filter Adapter	1

Ref. No.	Part No.	Description	No. Used
188	805247	Screw - Hex. Head	1
189	805449	Lockwasher	1
523	807977	Dipstick	1
*524	281370	Seal - Fill Tube	1
525	807584	Tube - Oil Fill	1
552	805412	Bushing - Governor Shaft	1
552A	805413	Bushing - Governor Shaft	1
572	805197	Baffle - Breather	1
614	806096	Pin - Cotter	1
616	807596	Fork - Governor	1
634	805416	Washer - Governor Shaft	1
718	805103	Dowel - Crankcase	1
*978	805250	Gasket - Oil Filter Adapter	1
982	805030	Screw	1
1027	492932	Filter - Oil	1
1028	808325	Adapter - Oil Filter	1
1058	273685	Owner's Manual	1

*Included in Gasket Set - Part No. 808390.



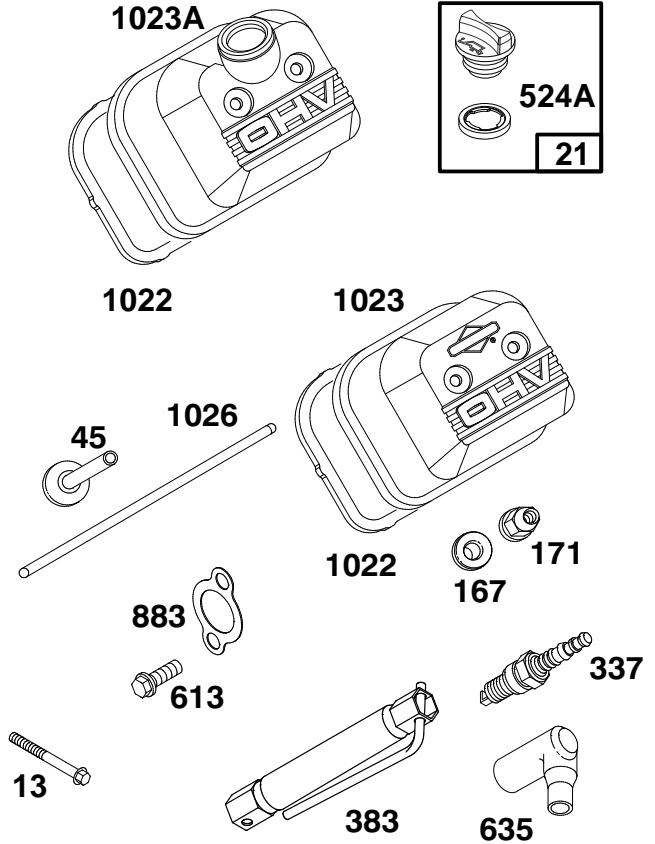
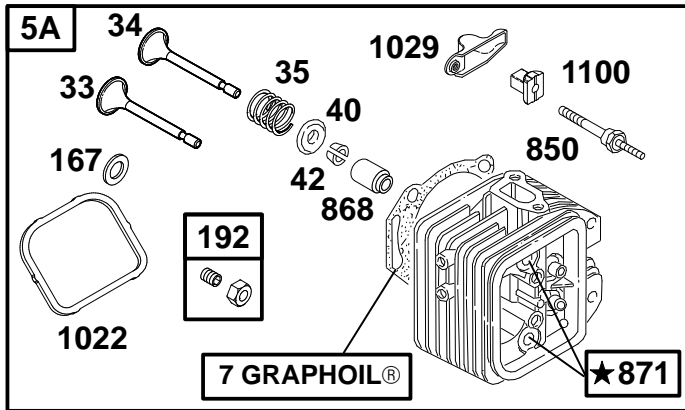
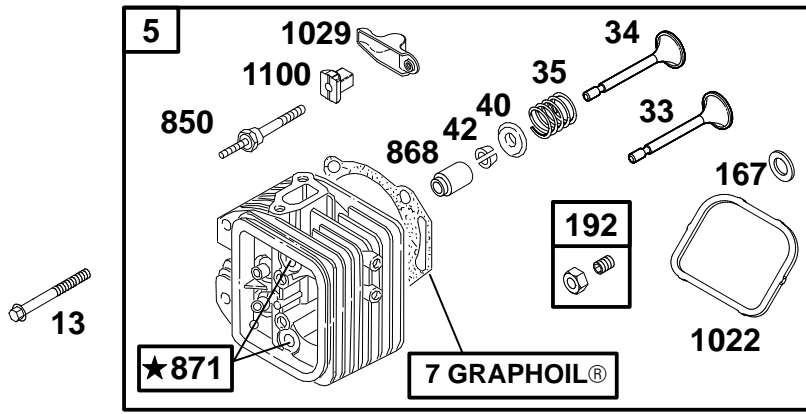
Assemblies include all parts shown in frames.

ENGINE BRIGGS & STRATTON MODEL 303447-1179-E1

Ref. No.	Part No.	Description	No. Used
16	808417	Crankshaft	1
24	806066	Key - Flywheel	1
25	807619	Piston Assembly (Standard)	1
	807807	Piston Assembly (.010 O.S.)	1
	807809	Piston Assembly (.020 O.S.)	1
	807811	Piston Assembly (.030 O.S.)	1
26	807620	Ring Set - Piston (Standard)	1
	807808	Ring Set - Piston (.010 O.S.)	1
	807810	Ring Set - Piston (.020 O.S.)	1
	807812	Ring Set - Piston (.030 O.S.)	1
27	805099	Lock - Piston Pin	1
28	807621	Piston Pin Assembly	1
29	807900	Connecting Rod Assembly	1
	807809	Rod - Connecting (.020 U.S.)	1

Ref. No.	Part No.	Description	No. Used
32	805395	Screw - Connecting Rod	1
39	805654	Deflector - Oil	1
46	807542	Gear - Cam	1
*116B	805058	O-Ring (Oil Pump)	1
*116C	805316	O-Ring (Pick - Up Tube)	1
146	94196	Key - Timing	1
243	807598	Screen - Oil Pump Pick-Up	1
305	805406	Screw	1
741	805984	Gear - Timing	1
819	805057	Screw	1
823	805317	Screw - Mounting	1
1024	807644	Oil Pump Assembly	1
1025	805313	Slider - Governor	1

*Included in Gasket Set - Part No. 808390.



★ REQUIRES SPECIAL TOOLS TO INSTALL. SEE REPAIR INSTRUCTION MANUAL.

Assemblies include all parts shown in frames.

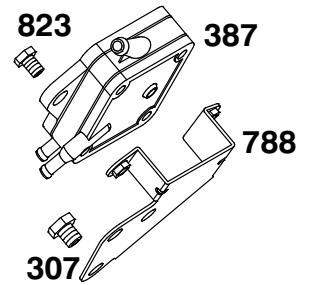
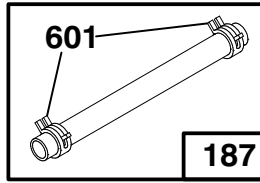
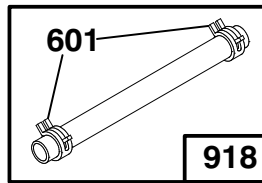
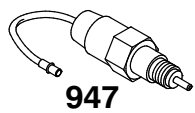
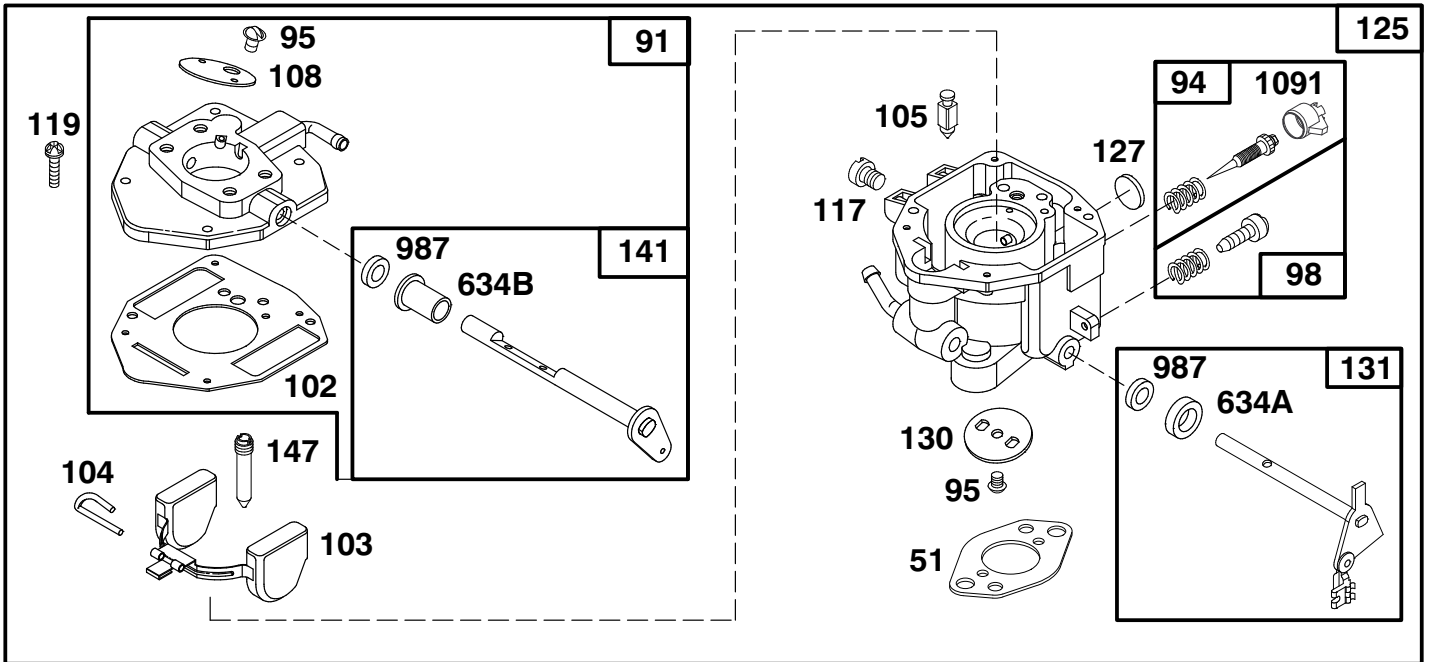
ENGINE BRIGGS & STRATTON MODEL 303447-1179-E1

Ref. No.	Part No.	Description	No. Used
5	808381	Head – Cylinder (Cyl. #1)	1
5A	808382	Head – Cylinder (Cyl. #2)	1
*‡7	806085	Gasket – Cylinder Head	1
13	805097	Screw – Cylinder Head	1
21	491832	Plug – Oil Filler	1
33	807681	Valve – Exhaust	1
34	807680	Valve – Intake	1
35	805937	Spring – Valve	1
40	805092	Retainer – Valve Spring	1
42	807683	Retainer – Valve	1
45	262679	Tappet – Valve	1
*‡167	805420	Washer – Valve Cover	1
‡171	805019	Nut – Nylock	1
192	807623	Screw – Valve Adjustment	1
337	496018	Plug – Spark	1
383	19374	Wrench – Spark Plug	1

Ref. No.	Part No.	Description	No. Used
*‡524A	271983	Seal – Filler Plug	1
613	805158	Screw – Hex.	1
635	805529	Elbow – Spark Plug	1
868	805094	Seal – Valve Guide	1
871	805084	Guide – Valve	1
*‡883	805024	Gasket – Exhaust Manifold	1
850	806037	Stud – Rocker Arm	1
*‡1022	806039	Gasket – Valve Cover	1
1023	805100	Cover – Valve	1
1023A	808032	Cover – Valve	1
1026	805352	Rod – Push (Intake Valve)	1
		Note: 805617 Rod – Push (Exhaust Valve)	
1029	806036	Arm – Rocker	1
1100	806038	Pivot – Rocker Arm	1

*Included in Gasket Set – Part No. 808390.

‡Included in Valve Overhaul Kit – Part No. 808392.



Assemblies include all parts shown in frames.

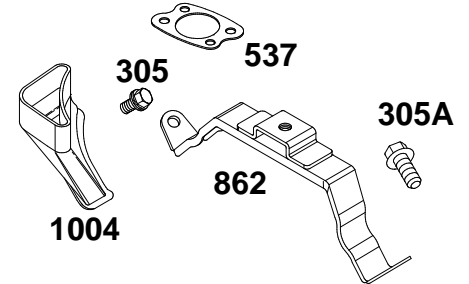
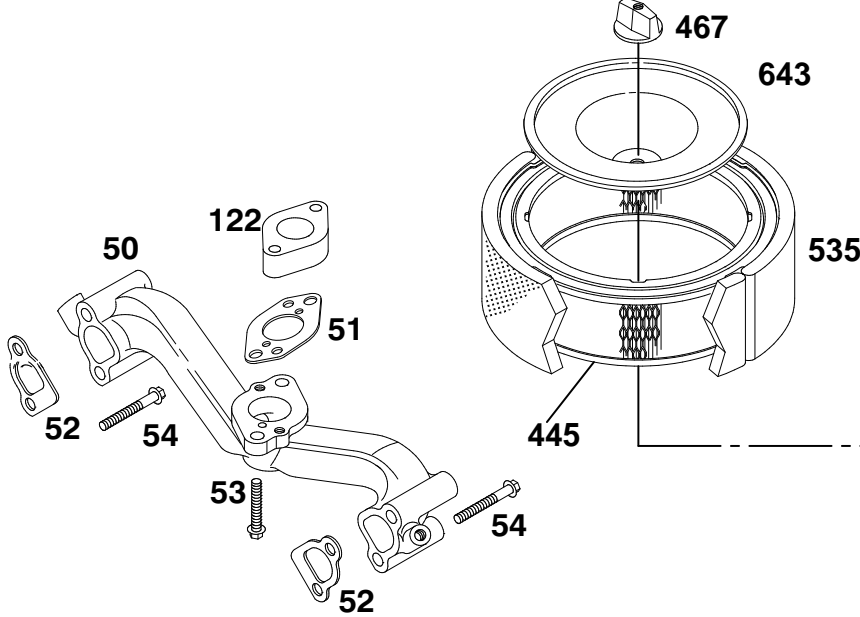
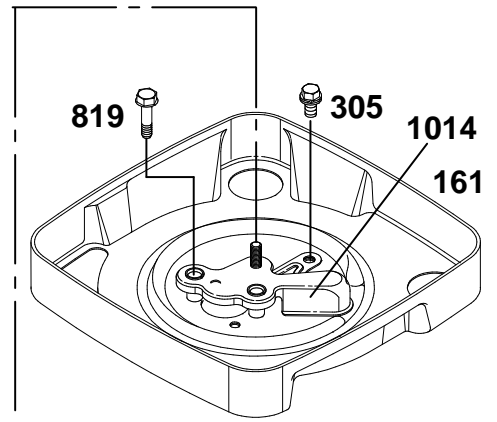
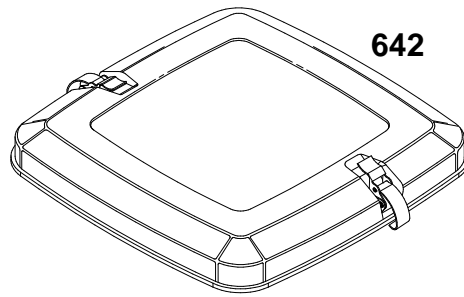
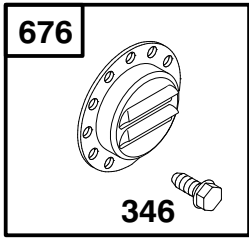
ENGINE BRIGGS & STRATTON MODEL 303447-1179-E1

Ref. No.	Part No.	Description	No. Used
*51	805700	Gasket - Carburetor Mtg.	1
91	807919	Body - Upper Carburetor	1
95	805538	Screw - Valve Mtg.	1
98	808177	Screw - Throttle Adj.	1
†102	805541	Gasket - Carburetor Body	1
103	805546	Float Assembly	1
†104	805545	Pin - Float Hinge	1
†105	805547	Valve - Fuel Inlet	1
108	805539	Valve - Choke	1
117	805852	Jet - Main	1
	805537	Jet - Main (High Altitude)	1
†94	808257	Valve - Idle Adjust	1
119	805540	Screw - Upper Body Mtg.	1
125	808251	Carburetor Assembly	1
†127	805559	Plug - Welch	1
130	805554	Valve - Throttle	1
131	807720	Shaft - Throttle	1

Ref. No.	Part No.	Description	No. Used
141	807722	Shaft - Choke	1
†147	805553	Jet - Slow Speed	1
187	296004	Line - Fuel (Cut to Required Length)	1
307	805025	Screw - Hex. Hd.	1
387	491922	Pump - Fuel	1
601	93053	Clamp - Hose	1
†634A	805557	Collar - Throttle	1
†634B	805543	Collar - Choke	1
788	807685	Bracket - Fuel Pump	1
823	805317	Screw - Mounting	1
918	393815	Line - Vacuum (Cut to Required Length)	1
947	807664	Solenoid	1
†987	805544	Seal - Shaft	1
1091	805862	Cap - Limiter	1

*Included in Gasket Set - Part No. 808390.

†Included in Carburetor Kit - Part No. 808273.



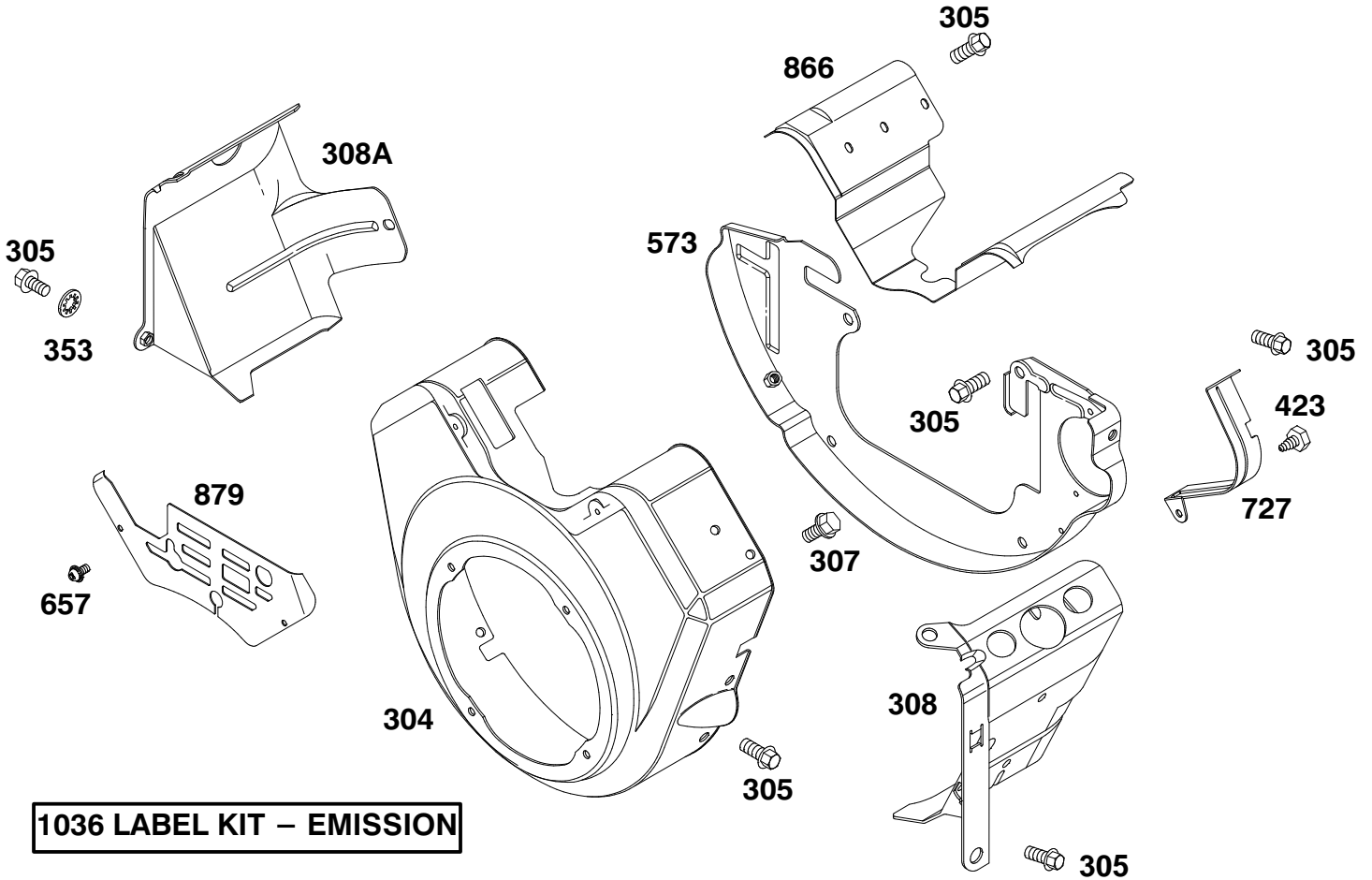
ENGINE BRIGGS & STRATTON MODEL 303447-1179-E1

Ref. No.	Part No.	Description	No. Used
50	805772	Manifold – Intake	1
*51	805700	Gasket – Carburetor Mtg.	1
*‡52	805023	Gasket – Intake Manifold	1
53	805466	Screw	1
54	805006	Screw	1
122	805328	Spacer – Carburetor	1
161	807857	Base – Air Cleaner	1
305	805406	Screw – Hex. (M6 x 12mm)	1
305A	805902	Screw – Hex. (M6 x 16mm)	1
346	94896	Screw – Hex.	1

Ref. No.	Part No.	Description	No. Used
445	394018	Filter – Air	1
467	491875	Knob – Air Cleaner	1
535	272490	Filter – Air	1
*537	805655	Gasket – Air Cleaner	1
642	807862	Cover – Air Cleaner	1
643	805631	Plate – Air Cleaner	1
676	397630	Deflector – Muffler	1
819	805057	Screw – Hex. Hd.	1
862	807796	Bracket – Air Cleaner	1
1004	805632	Strap – Cleaner Mounting	1
1014	807797	Shield – Carburetor	1

*Included in Gasket Set – Part No. 808390.

‡Included in Valve Overhaul Kit – Part No. 808392.

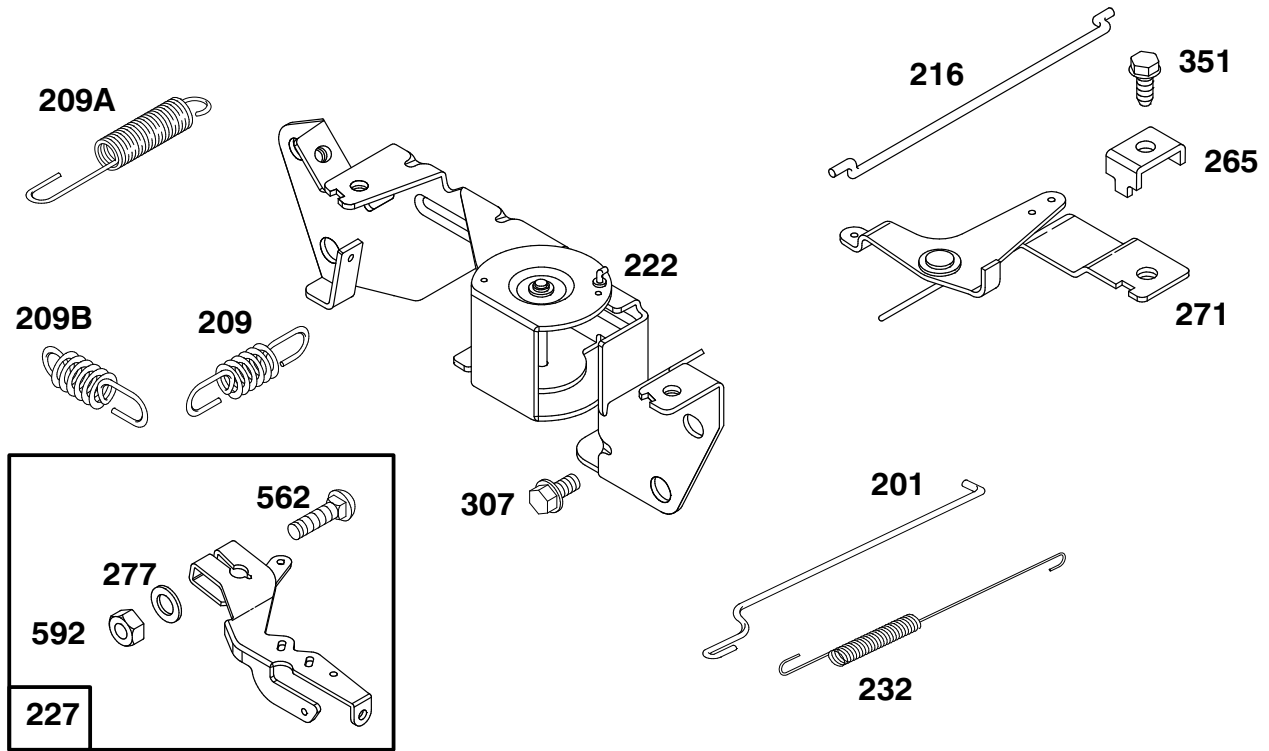


1036 LABEL KIT – EMISSION

ENGINE BRIGGS & STRATTON MODEL 303447-1179-E1

Ref. No.	Part No.	Description	No. Used
304	807898	Housing – Blower	1
305	805406	Screw – Hex. Head	1
307	805025	Screw – Hex. Head	1
308	808309	Cover – Air Guide (Cyl. #1)	1
308A	808098	Cover – Air Guide (Cyl. #2)	1
353A	806101	Washer – Lock	1

Ref. No.	Part No.	Description	No. Used
423	805260	Screw – Hex. Head	1
573	807663	Back Plate Assembly	1
657	805009	Screw – Hex. Head	1
727	805505	Shield – Starter	1
866	805738	Valley Cover – Air Guide	1
879	805841	Cover – Carburetor	1
1036	499366	Label Kit – Emission	1

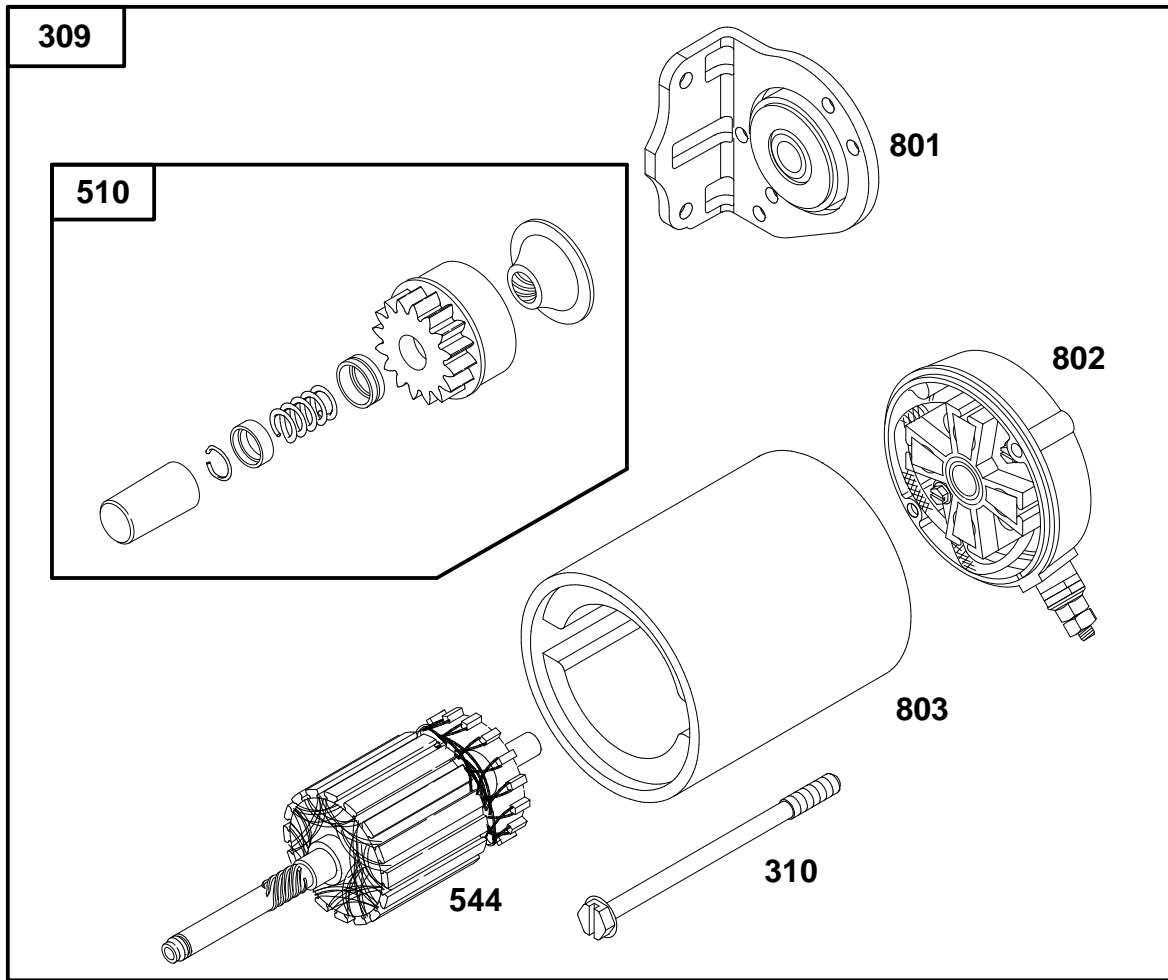


Assemblies include all parts shown in frames.

ENGINE BRIGGS & STRATTON MODEL 303447-1179-E1

Ref. No.	Part No.	Description	No. Used
201	805480	Link – Governor	1
209	805464	Spring – Governor	1
209A	805450	Spring – Governed Idle	1
209B	806105	Spring – Governor	1
216	805439	Link – Choke	1
222	808195	Bracket – Governor Control	1
227	807528	Lever Assembly – Governor	1
232	805465	Spring – Governor Link	1

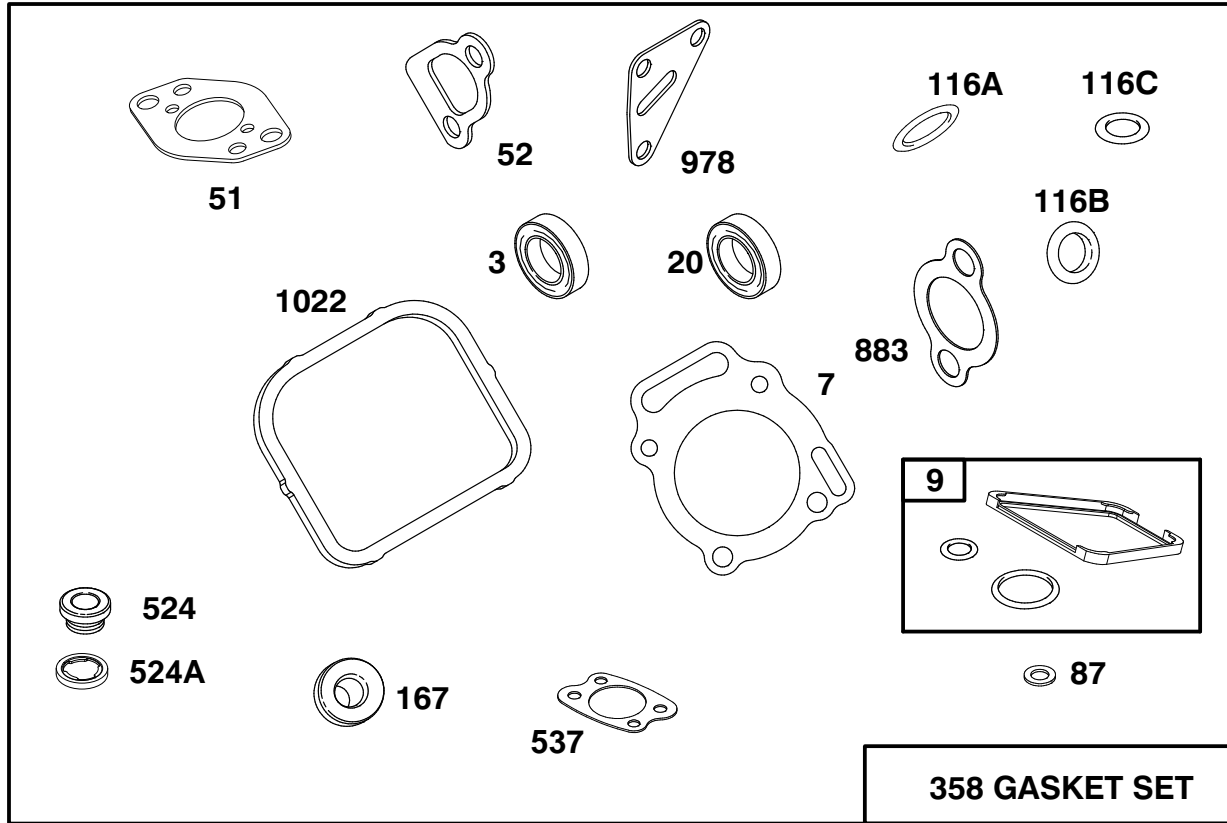
Ref. No.	Part No.	Description	No. Used
265	221535	Clamp – Casing	1
271	808145	Bracket – Choke Control	1
277	805018	Washer	1
307	805025	Screw – Hex. Head	1
351	805169	Screw – Hex. Head	1
562	805381	Bolt – Carriage	1
592	805383	Nut – Hex.	1



ENGINE BRIGGS & STRATTON MODEL 303447-1179-E1

Ref. No.	Part No.	Description	No. Used
188	805247	Screw - Hex. Head	1
309	808106	Motor - Starter	1
310	496880	Bolt - Thru	1
510	496881	Drive - Starter	1
544	496816	Armature - Starter	1

Ref. No.	Part No.	Description	No. Used
801	496814	Cap - Drive	1
802	496813	Cap - End Note: Includes 496887 Brush Set.	1
803	496815	Housing - Starter	1



Assemblies include all parts shown in frames.

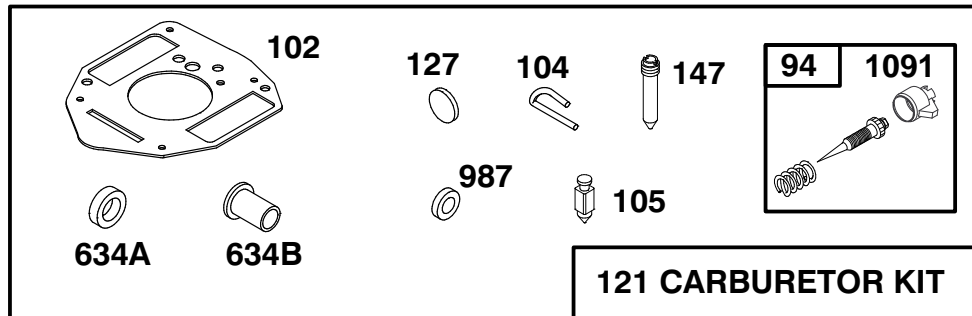
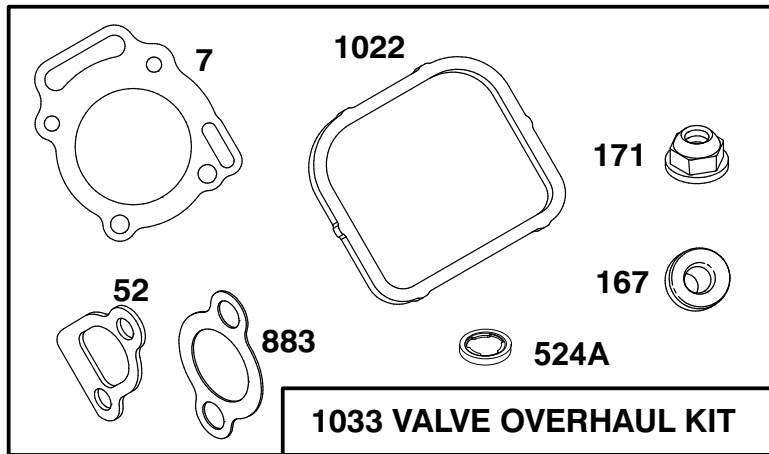
ENGINE BRIGGS & STRATTON MODEL 303447-1179-E1

Ref. No.	Part No.	Description	No. Used
*3	805101	Seal - Oil	1
*‡7	806085	Gasket - Cylinder Head	1
*9	807688	Gasket - Breather	1
*20	805049	Seal - Oil	1
*51	805700	Gasket - Carburetor Mtg.	1
‡*52	805023	Gasket - Intake Manifold	1
*87	805054	Seal - Governor Shaft	1
*116A	805386	O-Ring (Dipstick)	1
*116B	805058	O-Ring (Oil Pump)	1

Ref. No.	Part No.	Description	No. Used
*116C	805316	O-Ring (Pick - Up Tube)	1
*‡167	805420	Washer - Valve Cover	1
358	808390	Gasket Set	1
*524	281370	Seal - Fill Tube	1
*‡524A	271983	Seal - Filler Plug	1
*537	805655	Gasket - Air Cleaner	1
*883	805024	Gasket - Exhaust Manifold	1
*978	805250	Gasket - Oil Filter Adapter	1
*‡1022	806039	Gasket - Valve Cover	1

*Included in Gasket Set - Part No. 808390.

‡Included in Valve Overhaul Kit - Part No 808392.



Assemblies include all parts shown in frames.

ENGINE BRIGGS & STRATTON MODEL 303447-1179-E1

Ref. No.	Part No.	Description	No. Used	Ref. No.	Part No.	Description	No. Used
*‡7	806085	Gasket – Cylinder Head	1	‡171	805019	Nut – Nylock	1
*‡52	805023	Gasket – Intake Manifold	1	*‡524A	271983	Seal – Filler Plug	1
†94	808257	Valve – Idle Adjust	1	†634A	805557	Collar – Throttle	1
†102	805541	Gasket – Carburetor Body	1	†634B	805543	Collar – Choke	1
†104	805545	Pin – Float Hinge	1	*‡883	805024	Gasket – Exhaust Manifold	1
†105	805547	Valve – Fuel Inlet	1	†987	805544	Seal – Shaft	1
121	808273	Carburetor Kit	1	*‡1022	806039	Gasket – Valve Cover	1
†127	805559	Plug – Welch	1	1033	808392	Overhaul Kit – Valve	1
†147	805553	Jet – Slow Speed	1	†1091	805862	Cap – Limiter	1
*‡167	805420	Washer – Valve Cover	1				

*Included in Gasket Set – Part No. 808390.

†Included in Carburetor Kit – Part No. 808273.

‡Included in Valve Overhaul Kit – Part No. 808392.

TORO PART NUMBER INDEX

Part No.	Description	Pg. No.	Ref. No.	Qty.	Part No.	Description	Pg. No.	Ref. No.	Qty.
3-0348	Bushing - Sleeve	3	11	6	28-4210	Solenoid - Starter	20	5	1
3-0348	Bushing - Sleeve	4	14	6	28-8080	Boot Terminal (Red)	20	13	1
3-0348	Bushing - Sleeve	6	22	6	29-9080	Handle	35	3	1
3-1506	Bushing	1	24	2	29-9090	Hose - Handle	35	4	1
3-1506	Bushing - Flange	3	16	4	36-4310	Brush	35	5	1
3-1506	Bushing - Flange	4	30	4	36-7250	Basket - Grass	2	*	3
3-1506	Bushing - Flange	6	38	4	38-0410	Nut - Hex.	14	53	1
3-4808	Nut - Wing	36	1	1	38-0410	Nut - Hex.	16	59	1
3-6657	Clip - Skid	36	4	2	42-2680	Race R. Detent	13	46	1
3-6685	Spring - Compression	19	17	1	43-2830	Nut - Hex	26	33	1
5-0946	Key - Square	27	12	1	43-5220	Ring - Retaining	7	10	1
5-0946	Key - Square	28	16	1	43-5230	Shaft & Clevis	7	11	1
5-1226	Washer - Shim	3	10	2	43-5930	Washer - Lock	26	25	2
5-1226	Washer - Shim	4	16	2	43-8600	Spring - Compression	19	21	1
5-1226	Washer - Shim	6	24	2	43-8610	Seat - Ball	19	20	1
10-6060	Pin - Lift Cylinder	3	7	1	43-8620	Guide - Switch	19	23	1
10-6060	Pin - Pivot	4	19	1	43-8860	Plunger - Switch	19	22	1
10-6090	Pin - Pivot	4	33	1	43-8870	Boot - Switch	19	26	1
10-6090	Pin - Pivot	3	37	1	43-9071	Seat Switch Assembly	19	*	1
10-6090	Pin - Pivot	6	41	1	44-0870	Shaft - Cam	10	5	1
10-6110	Pin - Hinge	3	3	1	44-2230	Coupling - Rubber	27	16	1
10-6110	Pin - Pivot	4	24	1	44-5560	Head - Oil Filter	20	27	1
10-6730	Stud - Drive	29	18	4	46-8560	Screw - Self Taping	20	20	3
10-6821	Brake Drum Assembly	8	*	2	47-2890	Bushing - Sleeve	17	20	2
10-6850	Drum - Brake	8	6	2	47-5320	Lever - Control	10	40	1
10-6870	Hub - Wheel	8	5	2	47-6990	Nut - Steering Wheel	17	10	1
10-7070	Key - Square	27	20	1	48-7610	Screw - Cap Hex. Hd.	24	9	1
10-7820	Pivot Hinge Assembly	3	12	1	48-7620	Screw - Cap Hex. Hd.	26	36	1
10-7820	Pivot Hinge Assembly	4	25	1	49-2040	Screw - Cap Hex. Hd.	26	27	4
10-7820	Pivot Hinge Assembly	6	33	1	49-5430	Rod - Control	10	1	1
10-7850	Latch - Parking Brake	1	23	1	49-5430	Rod - Control	1	4	1
10-8100	Strap - Brake Shaft	1	31	2	49-5880	Shaft - Seat Support	19	27	1
10-8110	Washer - Thrust	3	9	6	49-6110	Guard - Transfer Rod	1	6	1
10-8110	Washer - Thrust	4	15	6	49-6120	Pad - Footrest	1	13	1
10-8110	Washer - Thrust	6	23	6	49-6200	Lever - Cutting Control	2	42	1
10-8140	Spring - Torsion	1	7	1	49-6220	Bracket - Control Arm	10	9	1
11-0160	Roller Shaft Screw Assy.	3	14	2	49-6250	Bracket - Traction Pivot	10	35	1
11-0160	Roller Shaft Screw Assy.	4	28	2	49-6260	Assy. - Pivot, Traction	10	21	1
11-0160	Roller Shaft Screw Assy.	6	36	2	49-6290	Shaft - Traction Pivot	10	37	1
12-3270	Screw - Hex. Washer Hd.	26	17	4	49-6440	Pedal - Forward	10	42	1
12-3270	Screw - Hex. Washer Hd.	10	38	1	51-0350	Pin - Seat Spring	19	16	1
12-3270	Screw - Thread Forming	12	50	1	51-0780	Slider - Seat	19	31	1
12-9140	Decal	35	1	1	51-0790	Adjuster - Seat	19	6	1
17-9420	Screw - Traction Stop	10	34	1	52-1990	Piston	5	3	1
18-6320	Washer - Steering	29	6	4	52-2720	Roller Assembly	3	20	1
20-0070	Tube	36	5	1	52-2720	Roller Assembly	4	35	1
20-0080	Rod	36	7	1	52-2720	Roller Assembly	6	43	1
20-0110	Bracket - Alignment	36	2	1	52-5860	Collar - Spool	16	51	1
21-8470	Shaft - Roller	3	21	1	52-5880	Ball - Steel	13	47	12
21-8470	Shaft - Roller	4	36	1	52-5900	Screw - Fillister Hd.	15	37	4
21-8470	Shaft - Roller	6	44	1	52-9230	Ring - Retaining	18	2	1
22-6090	Washer - Thrust	35	4	1	52-9250	Needle Bearing Kit	18	*	1
23-8840	Puller - Bolt	35	3	1	52-9260	Screw - Set	18	26	1
23-8850	Tube - Support	35	5	1	52-9270	Seat - Ball Check	18	24	1
23-8860	Pin - Bearing Rplcmnt.	35	6	1	52-9280	Ball - Check	18	22	1
23-8880	Driver - Bearing	35	1	2	52-9290	Retainer - Ball Check	18	21	1
26-3790	Nut - Lock	8	4	2	56-7720	Bolt - Battery	20	17	2
27-1960	Hub - Engine	27	21	1	56-7970	Clamp Half - Tube	2	45	2
27-1970	Hub - Pump	27	22	1	56-7971	Clamp - Tube	30	55	2
27-2270	Rod - Brake Adjusting	1	29	2	57-6140	Clamp Half - Tube	8	20	2
27-2320	Bearing - Flange	10	7	2	57-6220	Link	10	17	5
27-2320	Bearing - Flange	2	33	2	57-7650	Spring - Torsion	4	11	1
27-2380	Spacer	20	32	2	57-7650	Spring - Torsion	6	18	1
27-2550	Pin - Pivot	6	27	1	57-7650	Spring - Torsion	3	32	1
27-6600	Spacer - Coupling	27	15	4	59-6730	Race - Bearing	18	8	2
28-1400	Battery	20	11	1	59-6740	Bearing - Needle Thrust	18	9	1
28-3680	Tire	8	2	2	59-6830	Centering Pin Kit	18	20	1
28-3680	Tire	29	25	1	61-3310	Plate - Logo	20	21	1

*Not Illustrated

TORO PART NUMBER INDEX (Cont.)

Part No.	Description	Pg. No.	Ref. No.	Qty.	Part No.	Description	Pg. No.	Ref. No.	Qty.
62-2420	Bar - Lift, Center	6	8	1	76-0940	End Cover Assembly	9	24	1
62-2440	Lift Arm Assembly	4	8	1	76-1850	Clevis	5	13	1
62-2460	Lift Arm Assembly L.H.	3	29	1	76-1860	Shaft	5	6	1
63-3850	Hose - Hydraulic	11	31	1	78-0080	Clamp - Mounting	21	9	1
63-3850	Hose - Hydraulic	3	39	1	83-0030	Control - Throttle	21	12	1
63-4020	Tube - Hydraulic	33	17	1	83-0040	Control - Choke	21	13	1
63-4020	Tube - Hydraulic	11	40	1	83-0060	Lift - Pivot	1	26	1
63-4030	Tube - Hydraulic	33	18	1	83-0080	Spring - Torsion	1	25	1
63-4030	Tube - Hydraulic	11	41	1	83-0140	Pedal - Mow	2	38	1
63-4040	Hydraulic Tube Assembly	33	4	1	83-0160	Shaft - Brake	2	48	1
63-4040	Tube - Hydraulic	11	35	1	83-0190	Cover - R.H.	8	18	1
63-4050	Fitting - Tee	11	42	2	83-0200	Cover - L.H.	1	17	1
63-8360	Key - Ignition	21	17	1	83-0540	Pedal - Traction	10	24	1
63-8410	Washer - Flat	24	4	4	83-0580	Rod - Traction Control	10	32	1
63-8410	Washer - Flat	23	36	3	83-0630	Arm - Traction Pivot	10	29	1
63-8750	Pin - Pivot	6	9	1	83-0640	Plate - Footrest	1	12	1
63-8750	Pin - Pivot	4	10	1	83-0650	Arm - Steering	17	3	1
63-8750	Pin - Pivot	3	33	1	83-0700	Handle - Lockup	17	18	1
63-9920	Decal - EEC	20	43	1	83-0730	Spacer - Lockup	17	15	1
65-4860	Head	5	9	1	83-0740	Disc - Friction	17	14	2
65-6390	Washer - Thrust	17	13	1	83-0750	Screw - Cap Hex. Hd. L.H.	17	6	1
65-8320	Bar - Gauge	2	*	1	83-0760	Plate - Lockup	17	16	1
66-2950	Gauge - Hourmeter	21	5	1	83-0780	Support - Steering Valve	17	4	1
67-1300	Decal - TORO	20	39	1	83-0810	Cover - Steering Valve	17	25	1
67-8113	Cap - End	18	18	1	83-0830	Panel - Control Upper	20	33	1
68-5100	Rod - Seat Prop	19	10	1	83-0840	Fender - L.H.	20	19	1
68-5130	Steering Wheel Assembly	17	11	1	83-0870	Fitting - Hydraulic Straight	23	32	3
68-5140	Cap - Steering Wheel	17	9	1	83-0910	Hose - Hydraulic	23	30	2
68-5260	Fitting - Manifold Tee	11	37	1	83-0910	Hose - Pump	27	11	2
68-5310	Clip - Seat Rod	19	12	1	83-1030	Mount - Engine	26	4	3
68-5380	Lift Arm Assembly	6	21	1	83-1040	Washer - Mount	26	2	3
68-5560	Pin - Cylinder Pivot	6	26	1	83-1050	Spacer - Mount	26	3	2
68-5880	Hose - Hydraulic	20	30	1	83-1060	Adapter - Pump	26	10	1
68-6150	Breather	23	44	1	83-1080	Pipe - Exhaust	26	7	1
69-9760	Plate - Cover	2	50	1	83-1150	Wire - Engine Ground	22	4	1
70-1480	Relay	21	26	1	83-1150	Wire - Engine Ground	26	38	1
70-2770	Head	7	8	1	83-1220	Plate - Clamp	8	21	1
70-2780	Piston	7	4	1	83-1270	Seat Support Assembly	19	7	1
70-7130	Tube Assy.	11	3	1	83-1350	Hose - Hydraulic	27	7	1
70-8130	Barrel	7	1	1	83-1350	Hose - Hydraulic	17	26	3
70-8250	Drive	18	16	1	83-1350	Hose - Hydraulic	11	45	1
70-9840	Shoe - Brake	8	8	4	83-1350	Hose - Hydraulic	30	52	1
70-9850	Clip - Retaining	8	23	2	83-1360	Hose - Hydraulic	17	27	1
70-9860	Cam - Brake	8	27	2	83-1360	Hose - Hydraulic	30	51	1
70-9870	Plate - Backing	8	10	2	83-1390	Fitting - Fuel Shut-Off	24	15	1
70-9880	Spring - Return	8	7	4	83-1400	Shield - Muffler	26	16	1
71-0990	Orifice	11	43	1	83-1420	Column - Steering	17	23	1
71-1500	Brake Assembly	8	*	2	83-1430	Hose - Hydraulic	20	23	1
72-3850	Seal - Filter	20	28	1	83-1430	Hose - Hydraulic	23	34	1
72-4320	Switch - Ball	19	18	1	83-1450	Sensor - Oil Level	23	3	1
72-4790	Hold-Down - Battery	20	16	1	83-1460	Solenoid Valve Assembly	23	28	1
74-0720	Tube - Manual	19	3	1	83-1470	Washer - Neoprene	23	18	4
74-3570	Filter - Hydraulic Oil	20	29	1	83-1520	Screen - Filler	23	6	1
74-3810	Load Plate Assembly	34	9	1	83-1530	Bracket - Alarm	21	23	1
74-9100	Pad - Forward Pedal	10	25	1	83-1550	Spacer - Tank (Short)	23	17	2
74-9110	Pad - Reverse Pedal	10	23	1	83-1560	Spacer - Tank (Long)	23	23	2
75-0540	Tether - Cap	23	9	1	83-1630	Bracket - Muffler Support	26	24	1
76-0410	Spring	2	54	1	83-1640	Rod End Assembly	29	16	1
76-0800	Seal Kit	31	*	1	83-1660	Switch Assembly	21	6	1
76-0800	Seal Kit	9	*	1	83-1670	Fitting - Special	11	27	1
76-0810	Housing Assembly	9	*	1	83-1680	Hose - Hydraulic	6	13	1
76-0840	Manifold	9	22	1	83-1680	Hose - Hydraulic	11	30	1
76-0850	Bearing - Thrust	31	11	1	83-1690	Hose - Hydraulic	11	21	1
76-0850	Bearing - Thrust	9	12	1	83-1690	Hose - Hydraulic	3	40	1
76-0860	Shaft - Coupling	9	11	1	83-1700	Bushing - Flange	8	33	2
76-0870	Plate - Wear	9	18	1	83-1700	Bushing - Flange	17	35	1
76-0880	Commutator Assembly	31	*	1	83-1840	Cover - R.H.	19	32	1
76-0880	Commutator Assembly	9	*	1	83-1860	Centering Spring Kit	18	12	1

*Not Illustrated

TORO PART NUMBER INDEX (Cont.)

Part No.	Description	Pg. No.	Ref. No.	Qty.	Part No.	Description	Pg. No.	Ref. No.	Qty.
83-1870	Gerotor	18	17	1	88-9830	Ignition Switch Assembly	21	14	1
83-1880	Control Parts Assembly	18	*	1	89-9760	Cover - Plate	29	2	1
83-1890	Switch - Ball	14	54	1	92-0585	Pull Arm Assembly R.H.	3	19	1
83-1890	Switch - Ball	16	60	1	92-0585	Pull Arm Assembly R.H.	4	34	1
83-1940	Guard - Pump	27	30	1	92-0585	Pull Arm Assembly R.H.	6	42	1
83-2000	Spool - Valve	23	42	1	92-0586	Pull Arm Assembly L.H.	3	17	1
83-2010	Coil - Valve	23	43	1	92-0586	Pull Arm Assembly L.H.	4	31	1
83-2030	Plate - Filler	21	3	1	92-0586	Pull Arm Assembly L.H.	6	39	1
83-2040	Hose - Fuel	24	14	1	92-1180	Seat Assembly	19	5	1
83-2070	Hose - Valve	23	14	1	92-2545	Seals - Spool	14	*	1
83-2080	Hose - Valve-Tank	23	29	1	92-2545	Seals - Spool	16	*	1
83-2090	Hose - Overflow	23	15	1	92-2546	Wiper - Seal	13	25	4
83-2100	Tank - Auxiliary Hydraulic	23	26	1	92-2546	Wiper - Seal	16	64	5
83-2200	Nut - Special	24	8	1	92-2547	Plate - Seal Retainer	15	18	5
83-2220	Deflector - Exhaust	26	20	1	92-2547	Plate - Seal Retainer	13	24	4
83-2230	Screw - Cap Hex. Hd.	26	22	4	92-2548	Seal - Spool, Single	14	*	1
83-2240	Arrestor - Spark	26	*	1	92-2548	Seal - Spool, Single	16	*	1
83-2250	Guage - Sight	23	25	1	92-2549	Seals - Spool	16	*	1
83-2280	Timer - Relay	21	27	1	92-3058	Spring - Centering	13	41	1
83-2310	Shield	26	35	1	92-4063	Plug - Filler Cap	23	7	1
83-2330	Hydraulic Cylinder Assy.	30	53	1	92-5524	Decal - Noise	20	42	1
83-2340	Cap - Threaded	32	2	2	92-6533	Kit - Cushion	19	35	1
83-2350	Cap - Head, Thread	32	5	2	92-6534	Shell	19	36	1
83-2360	Assembly - Rod	32	9	1	92-7189	Tank - Fuel	24	2	1
83-2370	Assembly - Barrel	32	12	1	92-8020	Adapter - Breather	23	21	1
83-2380	Kit - Seal Repair	32	*	1	92-8690	Steering - Valve Assembly	17	24	1
83-2390	Pad - Tank	23	2	1	92-8691	Bushing - Seal Gland	18	3	1
83-2400	Spacer - Tank	23	1	2	92-8695	Seal Kit	18	*	1
83-2420	Cable - Positive	22	3	1	92-8696	Screw - Torx Hd.	18	19	7
83-2430	Boot - Terminal	20	48	1	92-8697	Plate - Wear	18	15	1
83-2480	Decal - Parking Brake	1	9	1	92-8795	Body Assembly	34	10	1
83-2490	Decal - Service (Japanese)	19	34	1	92-8796	Pin - Dowel	34	14	2
83-2510	Decal - Steering Arm	17	32	1	92-8863	Repair Kit	34	*	1
83-2520	Decal - Warning (Japanese)	17	5	1	92-8966	Reservoir - Hydraulic	23	5	1
83-2530	Decal - Mow/Lift (Japanese)	1	14	1	92-9152	Hub W.A. - Wheel	29	17	1
83-2540	Decal - Traction (Japanese)	20	38	1	92-9159	Washer	29	22	2
83-2560	Decal - Warning (Japanese)	26	34	1	92-9164	Frame Assembly	20	18	1
83-2570	Plate - Control (Japanese)	21	2	1	92-9165	Seal - Grease	29	23	2
83-2580	Cylinder - Lift	3	6	1	92-9166	Washer - Thrust	29	21	4
83-2580	Hydraulic Cylinder Assy.	4	22	1	92-9167	Roller - Clutch	29	20	4
83-2590	Bolt - Eccentric	2	47	1	92-9169	Motor - Hydraulic	29	40	1
83-7230	Hydraulic Cylinder Assembly	6	10	1	92-9176	Frame - Pull L.H.	3	24	1
84-2000	Bracket - Brake	8	12	2	92-9177	Frame - Pull R.H.	4	1	1
84-2203	Control Valve Assembly	16	*	1	92-9197	Hose - Hydraulic	29	7	2
84-2203	Control Valve Assembly	11	16	1	92-9197	Hose - Hydraulic	29	43	2
84-3180	Decal - Oil (Japanese)	19	33	1	92-9199	Motor - Hydraulic	8	22	2
84-5300	Nut - Jam	29	48	1	92-9258	Adapter - Valve, Check	12	57	1
84-6560	Decal - Danger (Japanese)	4	3	1	92-9752	Decal - 3WD	30	56	2
84-6560	Decal - Danger (Japanese)	6	3	1	92-9753	Housing Assembly	31	*	1
84-6560	Decal - Danger (Japanese)	3	13	1	92-9754	Plate - Wear	31	16	1
84-9240	Decal - Service (Spanish)	19	34	1	92-9755	Manifold	31	20	1
84-9250	Decal - Service (French)	19	34	1	92-9756	Screw - Cap Hex. Hd.	31	13	1
84-9260	Decal - Service (German)	19	34	1	92-9757	Rotor Set	31	*	1
84-9270	Decal - Service (Swedish)	19	34	1	92-9758	Link - Drive	31	12	7
84-9280	Decal - Service (Italian)	19	34	1	92-9759	End Cover Assembly	31	22	1
85-6540	Stud - Drive	8	28	8	92-9760	Shaft - Coupling	31	10	1
85-8120	Plate - Engine Mount	26	28	1	92-9761	Link - Drive	9	13	7
85-8940	Flange - Bearing, Lube	29	36	1	92-9762	Screw - Cap Hex. Hd.	9	14	1
85-8950	Flange - Bearing	29	38	1	92-9763	Rotor Set	9	*	1
86-5360	Repair Kit	7	*	1	92-9764	Hydraulic Pump Assembly	27	9	1
86-5390	Seal Kit	5	*	1	92-9766	Plate - Gear 66B	28	14	1
86-9820	Frame - Pull Rear	6	1	1	92-9767	Assy. - Hose, Cylinder Lift	4	39	2
88-8350	Tab - Bearing	29	30	1	92-9767	Hose - Hydraulic	11	18	2
88-9630	Lift Pivot Bracket R.H.	2	40	1	92-9772	Shaft - Drive	28	20	1
88-9640	Lift Pivot Bracket L.H.	1	28	1	92-9773	Gear - 58B	28	21	1
88-9660	Shaft - Cutting Control	2	36	1	92-9774	Idler Shaft - Gear Assy.	28	12	1
88-9700	Hose - Hydraulic	6	15	1	93-0113	Tube Assy.	11	5	1
88-9700	Hose - Hydraulic	11	20	1	93-0114	Assy. - Tube, Rear Top	29	4	1

*Not Illustrated

TORO PART NUMBER INDEX (Cont.)

Part No.	Description	Pg. Ref. No. No. Qty.	Part No.	Description	Pg. Ref. No. No. Qty.
93-0114	Assy. - Tube, Rear Top	12 55 1	95-5986	Hose - Hydraulic	33 12 1
93-0115	Assy. - Tube, Rear Bottom	29 3 1	95-5986	Hose - Hydraulic	11 28 1
93-0115	Assy. - Tube, Rear Bottom	12 56 1	95-5987	Hose - Hydraulic	33 5 1
93-0116	Hose - Fuel	24 11 1	95-5987	Hose - Hydraulic	11 36 1
93-0117	Hose - Fuel	24 17 1	95-5988	Hose - Hydraulic	33 16 1
93-0314	Hose - Hydraulic	12 58 1	95-5989	Hose - Hydraulic	33 13 1
93-1386	Section #5 Assembly	16 * 1	98-0603	Boot - Terminal (Black)	20 47 1
93-2096	Arm - Brake	8 24 2	98-0616	Muffler	26 19 1
93-2384	Spacer - Carrier	6 31 1	98-0636	Engine Assembly	26 15 1
93-2529	Fork - Castor	29 29 1	98-0647	Hose - Hydraulic	11 1 1
93-2548	Decal - Greensmaster 3100	2 46 1	98-0647	Hose - Hydraulic (Top)	8 34 1
93-2554	Valve - Needle	12 53 1	98-0648	Hose - Hydraulic	12 48 1
93-2555	Fitting - Valve Body	11 17 1	98-0649	Hose - Hydraulic	27 1 2
93-2556	Needle Valve Assembly	12 * 1	98-0649	Hose - Hydraulic	11 10 2
93-3148	Spring	15 23 1	98-2150	Hose - Hydraulic	11 22 1
93-3651	Retainer - Boot	13 22 2	98-2150	Hose - Hydraulic	27 28 1
93-3651	Retainer - Boot	15 47 3	98-2151	Hose - Hydraulic	11 6 1
93-3652	Boot - Spool Assembly	14 * 2	98-2151	Hose - Hydraulic	27 8 1
93-3652	Boot - Spool Assembly	16 * 3	98-2152	Hose - Hydraulic	11 4 1
93-6668	Decal - Danger	20 45 1	98-2152	Hose - Hydraulic (Bottom)	8 * 1
93-7160	Cap - Hydraulic Reservoir	23 8 1	98-2153	Hose - Hydraulic	12 51 1
93-7170	Cap - Fuel	24 1 1	98-2159	Audio Alarm Assembly	21 25 1
93-7252	Decal - C.E. Mark	20 46 1	98-2160	Gauge - Voltmeter	21 4 1
93-7257	Decal - Service	19 34 1	98-2161	Wire Assembly	22 2 1
93-7258	Decal - Service (Norwegian)	19 34 1	98-2162	Harness - Leak Detector	22 6 1
93-7259	Decal - Service (Finnish)	19 34 1	98-2163	Harness - Wire (Main)	22 1 1
93-7260	Decal - Service (Danish)	19 34 1	98-2163	Harness - Wire (Main)	21 8 1
93-7261	Decal - Service (Dutch)	19 34 1	98-2163	Harness - Wire (Main)	26 37 1
93-7276	Decal - Danger	20 44 1	98-2165	Cable - Negative	22 5 1
93-7629	Pad - Brake	2 49 1	98-2165	Cable - Negative	26 39 1
93-7630	Pad - Mow	2 39 1	98-2165	Cable - Negative	21 40 1
93-7631	Pad - Lift	2 37 1	217-60	Rim	8 3 2
93-8061	Plate - Control	21 2 1	217-60	Rim	29 26 1
93-8062	Decal - Parking Brake	1 9 1	218-461	Nut - Hex.	21 16 2
93-8063	Decal - Warning	17 5 1	218-461	Nut - Hex.	19 25 2
93-8064	Decal - Danger	4 3 1	218-498	Nut - Hex.	21 19 2
93-8064	Decal - Danger	6 3 1	218-588	Screw	21 37 3
93-8064	Decal - Danger	3 13 1	218-589	Washer - Lock	21 36 1
93-8065	Decal - Traction	20 38 1	218-594	Fuse - 20 Amp	21 7 1
93-8067	Decal - Oil	19 33 1	2112-11	Clamp - Muffler	26 14 1
93-8068	Decal - Steering Arm	17 32 1	232-24	Stem - Valve	8 1 2
93-8069	Decal - Warning	26 34 1	232-27	Valve Stem w/Cap	29 28 1
93-8075	Decal - Mow/Lift	1 14 1	232-37	Tube - Inner (Optional)	30 * 1
93-9898	Decal - Lock	2 57 1	233-48	Knob	10 11 1
93-9901	Bracket - Lock Out, Mow	2 58 1	233-48	Knob	17 17 1
93-9903	Pin - Lock Out, Mow	2 56 1	237-7	Seal - O-Ring	19 24 1
93-9904	Arm - Lock Out, Mow	2 55 1	237-21	O-Ring	29 45 2
93-9934	Traction Handle Assembly	10 12 1	237-21	Seal - O-Ring	27 6 1
93-9936	Bracket - Return, Traction	10 44 1	237-21	Seal - O-Ring	11 19 6
93-9937	Asm. - Cable, Traction	10 45 1	237-21	Seal - O-Ring	17 29 4
94-2690	Asm. - Filter, Fuel	24 13 1	237-22	Seal - O-Ring	27 2 3
94-2694	Cover - R.H.	20 2 1	237-22	Seal - O-Ring	11 11 7
94-2959	Ball Joint Receiver Assy.	4 4 2	237-22	Seal - O-Ring	33 11 5
94-2959	Ball Joint Receiver Assy.	6 4 2	237-30	O-Ring	29 5 4
94-2959	Ball Joint Receiver Assy.	3 25 2	237-30	Seal - O-Ring	33 3 5
94-3506	Reel Motor Assembly	33 8 3	237-30	Seal - O-Ring	11 7 2
94-3507	Cover Assembly	34 4 1	237-30	Seal - O-Ring	19 19 1
94-3508	Drive Shaft Assembly	34 7 1	237-30	Seal - O-Ring	27 27 1
94-3509	Idle Gear Assembly	34 6 1	237-35	Seal - O-Ring	6 11 2
94-4248	Collar Spool	15 26 1	237-42	Seal - O-Ring	27 4 4
94-5434	Spool #5	15 1 1	237-42	Seal - O-Ring	33 9 3
94-5586	Bar - Lift L.H.	3 30 1	237-42	Seal - O-Ring	11 15 5
94-5588	Bar - Lift, R.H.	4 9 1	237-42	Seal - O-Ring	17 31 4
94-8036	Decal - Service	19 34 1	237-54	O-Ring	15 3 6
95-1628	Hinge - Upper	1 8 1	237-54	O-Ring	13 6 8
95-1629	Hinge - Lower	1 22 1	237-58	Seal - O-Ring	11 34 1
95-5984	Hose - Hydraulic	33 1 1	237-65	Seal - O-Ring	11 2 7
95-5985	Hose - Hydraulic	33 2 1	237-65	Seal - O-Ring	8 15 4

*Not Illustrated

TORO PART NUMBER INDEX (Cont.)

Part No.	Description	Pg. No.	Ref. No.	Qty.	Part No.	Description	Pg. No.	Ref. No.	Qty.
237-78	O-Ring	29	47	2	302-60	Fitting - Grease 90°	3	8	2
237-78	Seal - O-Ring	6	14	2	302-60	Fitting - Grease 90°	4	17	2
237-78	Seal - O-Ring	3	38	2	302-60	Fitting - Grease 90°	6	32	1
237-78	Seal - O-Ring	4	38	2	304-61	Clamp - R	11	23	1
237-79	Seal - O-Ring	33	7	3	321-2	Screw - Cap Hex. Hd.	23	16	1
237-79	Seal - O-Ring	11	9	5	321-3	Screw - Cap Hex. Hd.	20	10	4
237-79	Seal - O-Ring	23	11	5	321-3	Screw - Cap Hex. Hd.	19	13	1
237-80	O-Ring	29	41	2	321-3	Screw - Cap Hex. Hd.	2	52	3
237-80	Seal - O-Ring	23	4	1	321-4	Screw - Cap Hex. Hd.	8	31	1
237-80	Seal - O-Ring	8	13	4	321-4	Screw - Hex. Flange Hd.	1	16	2
237-80	Seal - O-Ring	27	25	1	321-5	Screw - Cap Hex. Hd.	21	21	1
237-80	Seal - O-Ring	11	32	3	321-5	Screw - Cap Hex. Hd.	8	26	8
237-81	Seal - O-Ring	11	38	1	321-11	Screw - Cap Hex. Hd.	23	40	2
237-101	Seal - O-Ring	20	26	2	321-11	Screw - Cap Hex. Hd.	2	43	1
237-123	Seal - O-Ring	23	24	1	321-11	Screw - Hex. Washer Hd.	8	17	1
237-143	Grommet	20	40	2	322-1	Screw - Cap Hex. Hd.	3	1	3
237-177	Seal - O-Ring	23	33	3	322-1	Screw - Cap Hex. Hd.	4	21	3
240-11	Grommet	24	3	4	322-1	Screw - Cap Hex. Hd.	6	30	2
240-11	Grommet	23	37	3	322-1	Screw - Cap Hex. Hd.	27	31	2
242-50	Nut - Lug	29	27	4	322-2	Screw - Cap Hex. Hd.	19	1	2
242-50	Nut - Lug	8	29	8	322-3	Screw - Cap Hex. Hd.	6	25	1
2410-18	Plug	35	2	1	322-3	Screw - Cap Hex. Hd.	26	32	6
2410-73	Retainer - Tether	23	10	1	322-4	Screw - Cap Hex. Hd.	27	32	2
2411-42	Joint - Ball L.H. Thread	10	30	1	322-4	Screw - Cap Hex. Hd.	20	36	4
2411-43	Joint - Ball R.H. Thread	10	33	1	322-5	Screw - Cap Hex. Hd.	10	36	2
2412-34	Clamp - Hose	27	10	2	322-6	Screw - Cap Hex. Hd.	27	18	4
2412-34	Clamp - Hose	20	24	3	322-7	Screw - Cap Hex. Hd.	29	1	1
2412-34	Clamp - Hose	23	31	3	322-8	Screw - Cap Hex. Hd.	26	21	2
2412-36	Clamp - Hose	23	13	4	322-14	Screw - Cap Hex. Hd.	23	20	2
2412-36	Clamp - Hose	24	16	2	322-14	Screw - Cap Hex. Hd.	11	39	3
2412-39	Clamp - R	21	28	1	322-29	Screw - Cap Hex. Hd.	23	22	2
2412-41	Clamp - R	24	5	3	323-4	Screw - Cap Hex. Hd.	17	7	2
2412-41	Clamp - R	12	47	4	323-6	Screw - Cap Hex. Hd.	24	6	3
2412-81	Clamp - R	26	40	1	323-6	Screw - Cap Hex. Hd.	23	35	3
2412-94	Clamp - R	24	10	1	323-8	Screw - Cap Hex. Hd.	27	24	2
2412-108	Clamp - Hose	24	12	4	323-12	Screw - Cap Hex. Hd.	26	1	3
2412-133	Clamp - R	19	4	2	323-13	Screw - Cap Hex. Hd.	1	5	4
2412-141	Clamp - Hose	23	41	2	323-29	Screw - Cap Hex. Hd.	29	35	3
251-141	Bearing - Ball	3	22	2	324-7	Screw - Cap Hex. Hd.	26	30	4
251-141	Bearing - Ball	4	37	2	325-4	Screw - Cap Hex. Hd.	17	19	2
251-141	Bearing - Ball	6	45	2	325-11	Screw - Cap Hex. Hd.	8	9	8
251-352	Assembly - Bearing	29	37	1	3211-2	Screw - Cap Hex. Hd.	10	19	2
254-61	Cup - Bearing	29	11	2	3217-5	Nut - Hex.	20	12	2
254-70	Cone - Bearing	29	10	2	3217-6	Nut - Hex.	28	1	4
256-2	Bushing - Sleeve	10	20	2	3217-6	Nut - Hex.	10	48	1
256-155	Bushing - Flange	10	26	2	3217-7	Nut - Hex.	13	33	3
256-155	Bushing - Flange	19	28	2	3217-12	Nut - Hex.	30	49	1
256-251	Bushing - Sleeve	10	10	2	3217-25	Nut - Hex.	21	35	2
282-2	Clevis - Adjusting	1	2	5	3217-27	Nut - Hex.	21	10	2
282-2	Clevis - Rod	10	3	1	3218-13	Nut - Jam	20	8	2
283-8	Pin - Clevis	3	4	1	3219-2	Nut - Hex.	36	6	1
283-8	Pin - Clevis	4	18	1	3219-14	Nut - Hex.	20	7	2
283-57	Pin - Clevis	10	8	1	3219-18	Nut - Hex.	35	2	1
283-61	Pin - Clevis	1	1	5	3220-2	Nut - Jam	10	2	2
283-61	Pin - Clevis	10	4	1	3220-2	Nut - Jam	1	3	5
283-62	Pin - Clevis	10	46	1	3220-3	Nut - Jam	4	2	2
302-2	Fitting - Grease	6	17	1	3220-3	Nut - Jam	6	2	2
302-2	Fitting - Grease	4	23	1	3220-3	Nut - Jam	3	23	2
302-2	Fitting - Grease Straight	3	34	1	3220-6	Nut - Jam	5	14	1
302-5	Fitting - Grease	32	13	1	3220-6	Nut - Jam	29	32	2
302-5	Fitting - Grease	1	27	1	3220-20	Nut - Jam L.H. Thread	10	31	1
302-5	Fitting - Grease	4	29	4	3229-22	Bolt - Carriage	1	10	2
302-5	Fitting - Grease	29	33	1	3234-1	Screw - Cap Hex. Hd.	2	53	4
302-5	Fitting - Grease	2	44	1	3234-1	Screw - Hex. Flange Hd.	10	6	4
302-5	Fitting - Grease Straight	3	15	4	3234-4	Screw - Cap Hex. Hd.	12	46	2
302-5	Fitting - Grease Straight	6	37	5	3241-2	Screw - Set Square Hd.	27	19	2
302-11	Fitting - Grease 45°	29	12	1	3241-6	Screw - Set Square Hd.	27	13	2
302-40	Fitting - Grease 90°	29	13	2	3245-1	Screw - Set, Hex. Soc. Hd.	32	1	2

*Not Illustrated

TORO PART NUMBER INDEX (Cont.)

Part No.	Description	Pg. No.	Ref. No.	Qty.	Part No.	Description	Pg. No.	Ref. No.	Qty.
3246-3	Screw - Set	17	12	1	3274-70	Screw - Hex, Socket Hd.	13	1	2
3253-3	Washer - Lock	26	26	4	3274-80	Screw - Cap Hex. Hd.	17	1	3
3253-3	Washer - Lock	23	39	2	3274-84	Screw - Cap, Hex. Hd.	16	58	4
3253-3	Washer - Lock	16	57	4	3274-91	Screw - Hex. Socket Hd.	20	4	3
3253-4	Washer - Lock	19	2	2	3274-93	Screw - Hex. Socket Hd.	29	44	2
3253-4	Washer - Lock	20	9	2	3284-3	Pin - Groove	19	15	1
3253-4	Washer - Lock	30	57	1	3290-277	Nut - Speed	17	22	6
3253-6	Washer - Lock	26	29	4	3290-317	Washer - Wave	3	18	2
3253-19	Washer - Lock	21	38	3	3290-317	Washer - Wave	4	32	2
3253-21	Washer - Lock	27	23	2	3290-317	Washer - Wave	6	40	2
3253-21	Washer - Lock	4	27	2	3290-357	Nut - Flange Lock	26	8	3
3253-21	Washer - Lock	3	35	2	3290-378	Tie - Cable	26	41	1
3253-21	Washer - Lock	6	35	2	3290-379	Tie - Cable	6	46	1
3254-1	Washer - Lock	20	6	2	3290-470	Screw - Flat Hd.	20	22	2
3254-5	Washer - Lock	21	15	2	3290-496	Nut - Retaining	29	14	1
3254-6	Washer - I.T.L.W.	10	18	2	3296-4	Nut - Lock	10	22	2
3255-7	Washer - Lock, Int. Tooth	21	29	1	3296-16	Nut - Lock	19	11	1
3255-8	Washer - Lock, Int. Tooth	36	9	1	3296-16	Nut - Lock	1	21	2
3255-20	Washer - Lock, Ext. Tooth	21	34	2	3296-16	Nut - Lock	21	24	9
3255-25	Washer - Lock, Int. Tooth	21	31	2	3296-16	Nut - Lock	20	34	3
3256-1	Washer - Flat	26	18	8	3296-16	Nut - Lock	12	49	2
3256-1	Washer - Flat	21	20	9	3296-23	Nut - Lock	8	19	8
3256-1	Washer - Flat	2	51	9	3296-23	Nut - Lock	29	39	2
3256-22	Washer - Flat	20	3	5	3296-27	Nut - Lock	21	11	4
3256-22	Washer - Flat	8	30	2	3296-29	Nut - Lock	19	8	4
3256-22	Washer - Flat	23	45	1	3296-29	Nut - Lock	27	14	4
3256-22	Washer - Flat	12	52	1	3296-29	Nut - Lock	10	16	3
3256-23	Washer - Flat	3	2	3	3296-29	Nut - Lock	6	29	1
3256-23	Washer - Flat	27	17	8	3296-39	Nut - Lock	1	20	2
3256-23	Washer - Flat	4	20	3	3296-39	Nut - Lock	29	31	3
3256-23	Washer - Flat	26	23	2	3296-42	Nut - Lock	8	25	8
3256-23	Washer - Flat	6	28	3	3296-59	Nut - Lock	10	15	4
3256-23	Washer - Flat	19	30	4	3296-59	Nut - Lock	2	34	8
3256-23	Washer - Flat	20	35	4	32103-12	Nut - Wing	20	14	2
3256-24	Washer - Flat	10	14	6	32104-76	Screw - Self Tapping	20	1	5
3256-24	Washer - Flat	4	26	2	32104-95	Screw - Hex. Hd.	21	39	1
3256-24	Washer - Flat	6	34	2	32108-100	Screw - Flat Hd.	8	16	1
3256-24	Washer - Flat	3	36	2	32120-8	Ring - Retaining	5	10	1
3256-26	Washer - Flat	4	12	1	32121-6	Pin - Roll	10	39	1
3256-26	Washer - Flat	6	20	1	32121-6	Pin - Roll	2	41	1
3256-26	Washer - Flat	3	31	1	32121-35	Pin - Roll	2	32	8
3256-26	Washer - Flat	17	34	2	32121-45	Pin - Roll	19	14	1
3256-28	Washer - Flat	30	50	1	32121-45	Pin - Roll	10	28	1
3256-38	Washer - Flat	2	35	6	32121-51	Pin - Roll	10	43	1
3256-63	Washer - Flat	24	7	1	32122-35	Screw - Truss Head	36	8	1
3256-71	Washer - Flat	23	19	4	32128-20	Nut - Flange Lock	11	24	3
3256-80	Washer - Flat	17	2	3	32128-20	Nut - Flange Lock	10	27	1
3257-42	Key - Woodruff	8	11	2	32128-20	Nut - Flange Lock	27	29	2
3257-42	Key - Woodruff	9	17	1	32128-20	Nut - Flange Lock	26	31	8
3272-4	Pin - Cotter	10	13	1	32128-20	Nut - Lock, Flange	36	3	1
3272-6	Pin - Cotter	1	30	5	32128-33	Nut - Flange Lock	1	18	2
3272-6	Pin - Cotter	10	41	1	32128-33	Nut - Lock	8	32	1
3272-10	Pin - Cotter	10	47	1	32136-9	Nut - Hex. Slotted	29	8	1
3272-11	Pin - Cotter	3	5	2	32141-111	Nut Flange Lock	1	11	1
3272-11	Pin - Cotter	19	9	1	32144-21	Screw - Round Hd.	17	8	2
3272-11	Pin - Cotter	4	13	2	32148-6	Insert - Threaded	1	19	8
3272-11	Pin - Cotter	6	19	1	32149-2	Nut - Keps	20	37	2
3272-37	Pin - Cotter	29	9	1	32149-7	Nut - Keps	20	41	2
3273-26	Screw - Hex. Socket Hd.	21	18	4	32151-10	Ring - Retainer	29	24	2
3274-7	Screw - Socket Hd.	26	9	2	32151-41	Ring - Retaining	34	13	1
3274-12	Screw - Hex. Socket Hd.	19	29	4	32152-10	Nut - Hex.	7	2	1
3274-15	Screw - Fillister Hd.	13	43	2	32152-10	Nut - Lock	5	2	1
3274-31	Screw - Hex. Socket Hd.	1	15	4	340-1	Fitting - Hydraulic Straight	17	30	4
3274-39	Screw - Cap Hex. Hd.	17	21	6	340-7	Fitting - Hydraulic	29	42	2
3274-52	Screw - Hex, Socket Hd.	13	20	4	340-14	Fitting - Hydraulic 45°	8	14	4
3274-52	Screw - Hex. Socket Hd.	15	45	6	340-14	Fitting - Hydraulic 45°	12	54	1
3274-63	Screw - Hex. Socket Hd.	17	33	2	340-16	Fitting - Hydraulic 90°	11	33	1
3274-69	Screw - Hex. Socket Hd.	21	1	8	340-18	Fitting - Hydraulic 90°	11	13	1

*Not Illustrated

TORO PART NUMBER INDEX (Cont.)

Part No.	Description	Pg. No.	Ref. No.	Qty.	Part No.	Description	Pg. No.	Ref. No.	Qty.
340-77	Fitting - Hydraulic 90°	33	10	2	353-760	Body Relief	13	30	1
340-77	Fitting - Hydraulic 90°	11	14	2	353-762	Spud - Detent Out	14	49	1
340-82	Fitting - Hydraulic 90°	27	5	1	353-763	Cap - Adjustment	13	44	1
340-82	Fitting - Hydraulic 90°	11	44	1	353-766	Relief WH (2000) PSI Assy.	14	*	1
340-87	Fitting - Hydraulic 45°	27	3	3	353-768	Section #1 Complete	14	*	1
340-87	Fitting - Hydraulic 45°	33	15	1	353-772	Left End Cover	13	34	1
340-98	Fitting - Hydraulic 90°	33	14	3	353-780	Positioner - R. Detent (Out)	14	*	1
340-101	Fitting - Hydraulic 45°	11	8	1	353-808	Collar - Spring	15	24	1
340-103	Fitting - Hydraulic 45°	6	12	2	353-830	O-Ring	15	25	1
340-105	Fitting - Hydraulic 90°	27	26	1	353-831	Spring	15	21	1
340-132	Fitting - Hydraulic 90°	29	46	2	353-833	Positioner Assembly	16	*	1
340-138	Fitting - Hydraulic 45°	11	12	2	353-835	Seals - Section Set	14	*	1
340-151	Fitting - Tee	12	59	1	353-835	Seals - Section Set	16	*	1
351-78	Edging	19	40	1	353-837	Section #2 Complete	14	*	1
353-301	Poppet	13	27	1	353-839	Positioner - DI (SPL) Assy.	14	*	1
353-302	O-Ring	15	7	3	353-840	Position - DI (SP) Assy.	16	*	1
353-302	O-Ring	13	10	3	353-841	Position - Spool Assembly	16	*	1
353-303	Ring - Backup	15	8	6	353-844	Plus Series	16	55	1
353-303	Ring - Backup	13	9	6	353-845	Sleeve - Detent	15	41	1
353-304	Spring	13	28	1	353-846	Spud - DI (SPL)	15	40	1
353-305	O-Ring	15	5	5	353-847	Bonnet (SPL)	15	38	1
353-305	O-Ring	13	8	4	353-848	O-Ring	15	14	1
353-306	Ring - Backup	15	4	5	353-849	Sleeve	15	39	1
353-306	Ring - Backup	13	7	4	353-850	O-Ring	16	56	1
353-328	Washer - Shim	13	15	A/R	353-851	Body - Relief CP-RC Mod.	13	12	1
353-328	Washer - Shim	15	32	A/R	353-851	Body - Relief CP-RC Mod.	15	29	2
353-329	Washer - Shim	13	16	A/R	353-853	Bolt - Hex Hd.	15	10	3
353-329	Washer - Shim	15	33	A/R	353-855	Spring	13	18	2
353-330	Washer - Shim	13	17	A/R	353-855	Spring	15	44	1
353-330	Washer - Shim	15	34	A/R	353-884	Key - Woodruff	28	19	4
353-331	O-Ring	13	29	1	353-886	Ring - Retaining	28	18	2
353-334	Cap - Relief	13	19	2	353-922	Seal - Ring	28	23	10
353-334	Cap - Relief	15	36	2	353-923	Bearing Plate Assembly	28	26	2
353-392	Seal - Relief Poppet PTFE	13	13	2	353-952	Ring - Backup	13	32	1
353-392	Seal - Relief Poppet PTFE	15	30	2	353-953	Plug Assembly	16	54	1
353-398	Spring	15	35	1	353-957	Seal - Lip	15	15	6
353-417	Collar Spring	15	20	2	353-957	Seal - Lip	13	26	4
353-417	Collar Spring	13	40	2	353-958	Ring - Backup	15	16	1
353-481	Plug - Load Check	15	2	3	353-967	Gear - 33B	28	24	6
353-481	Plug - Load Check	13	5	3	353-969	Plate - Gear 33B	28	25	3
353-483	Body - Anticavitation	16	61	1	354-2	Body Assembly	28	15	1
353-484	Retainer - Ball	16	62	1	354-3	Bearing Plate Assembly	28	22	1
353-529	Plate Seal	15	22	1	354-4	Bearing Plate Assembly	28	28	1
353-531	Poppet Assembly	15	31	2	354-5	Adapter - Splined	28	27	1
353-531	Poppet Assy.	13	14	2	354-6	Plate - Gear 18B	28	30	1
353-550	Plug - Hydraulic	23	38	1	354-7	Cover Assembly	28	31	1
353-550	Plug Assembly	15	13	1	354-8	Drive Shaft - Gear Assy.	28	29	1
353-563	Fitting - Hydraulic Straight	20	25	1	354-9	Idler Shaft - Gear Assy.	28	5	1
353-564	Fitting - Hydraulic 90°	20	31	1	354-11	Pin - Dowel	28	4	2
353-575	Boot - Dust Cap	13	21	2	354-12	Pin - Dowel	28	6	2
353-575	Boot - Dust Cap	15	46	3	354-13	Pin - Dowel	28	11	4
353-579	Spring	13	45	1	354-14	Pin - Dowel	28	13	2
353-599	Pin - Dowel	34	3	2	354-15	Seal - Shaft	28	17	1
353-642	Relief - RC Mod.	14	*	2	354-16	Washer - Lock	28	2	4
353-642	Relief - RC Mod. Assembly	16	*	1	354-17	Stud - Threaded	28	3	4
353-668	Plate - Cap, Cover RH	15	11	1	354-25	Section #4 Assembly	16	*	1
353-721	Plug	13	35	2	354-26	Bonnet	15	27	2
353-727	Bonnet	13	2	1	354-28	Screw - Hex, Socket Hd.	15	28	2
353-728	Sleeve	14	50	1	354-29	Plate - Thrust	13	48	1
353-729	Spud - Detent	13	3	1	354-35	Gasket	28	32	1
353-730	Spring	15	42	1	354-46	Ring - Seal	34	8	1
353-731	Ball	15	43	1	354-50	Screw - Hex. Socket Hd.	34	1	4
353-732	Sleeve - Detent	14	52	1	354-51	Washer	34	2	4
353-733	Spacer - Bonnet	13	4	1	354-120	Fitting - Hydraulic 90°	23	27	3
353-733	Spacer - Bonnet	15	19	2	354-121	Fitting - Hydraulic Straight	23	12	1
353-737	Ball	16	63	1	354-122	Disc - Seal	16	52	1
353-754	Bonnet - R. Detent	13	42	1	354-129	Anticavitation Check Assy.	16	*	1
353-758	Seal - O-Ring	13	31	1	354-131	Section #3 Assembly	16	*	1

*Not Illustrated

PRODUCT CHANGES

In an effort to make improvements available to TORO owners as quickly as possible, minor changes are incorporated into Toro's products from time to time that do not become immediately shown in the Parts Catalog. If such a change has been made in your unit, which is not reflected in your manual, see your TORO Distributor or his Authorized TORO Service Dealer for information and part numbers.

IDENTIFICATION AND ORDERING

MODEL AND SERIAL NUMBERS

The Greensmaster 3100 has two identification numbers; a model number and a serial number. The two numbers are stamped on a plate which is located on the main frame under the seat. In any correspondence concerning the Greensmaster 3100, supply model and serial numbers to assure that correct information and replacement parts are obtained.

To order replacement parts from an Authorized TORO Service Dealer, supply the following information:

1. Model and serial number of the Greensmaster 3100.
2. Part number, description, and the quantity of part(s) desired.

NOTE: Do not order by reference number if a parts catalog is being used; use the PART NUMBER.

TABLE OF CONTENTS

Description	Page	Description	Page
Control Pedal Assembly	1-2	Control Panel Assembly	21
Pull Frame Assembly L.H.	3	Electrical Schematic	22
Pull Frame Assembly R.H.	4	Hydraulic Reservoir Assembly	23
Hydraulic Cylinder Assembly No. 83-2580	5	Fuel Tank Assembly	24
Pull Frame Assembly Rear	6	Hydraulic Schematic	25
Hydraulic Cylinder Assembly No. 83-7230	7	Engine Installation Assembly	26
Front Wheel & Brake Assembly	8	Hydraulic Pump Installation Assembly	27
Hydraulic Drive Motor Assembly No. 92-9199	9	Hydraulic Pump Assembly No. 92-9764	28
Traction Controls Assembly	10	Rear Wheel Assembly	29-30
Control Valve Installation Assembly	11-12	Hydraulic Drive Motor Assembly No. 92-9169	31
Control Valve Assembly No. 84-2203		Hydraulic Cylinder Assembly No. 83-2330	32
(Sections 1 & 2)	13-14	Reel Motor Installation Assembly	33
Control Valve Assembly No. 84-2203		Reel Motor Assembly No. 94-3506	34
(Sections 3 thru 5)	15-16	Special Tools	35-36
Steering Arm Assembly	17	Briggs & Stratton Engine Assembly	
Power Steering Valve Assembly No. 92-8690	18	Model 303447-0411-E1	37-47
Seat Assembly	19	Part Number Index	48-54
Frame Assembly	20		

Japanese parts kit number 83-2600 contains all of the individual parts on the preceding pages designated as (Japanese).

