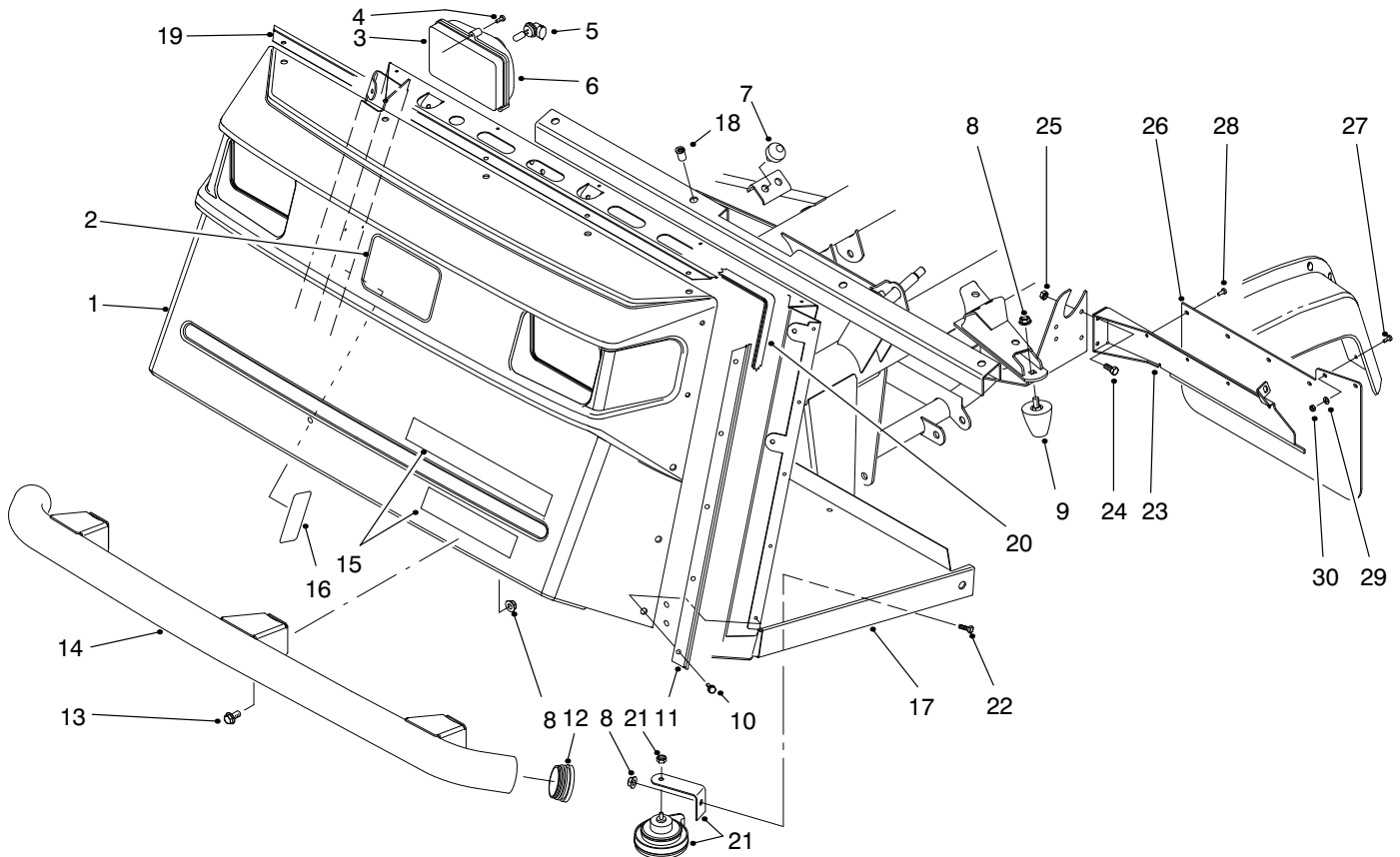




MODEL NO. 07215-80001 & UP
MODEL NO. 07215TC-80001 & UP

PARTS
CATALOG

WORKMAN® 4300D



T-1581-1

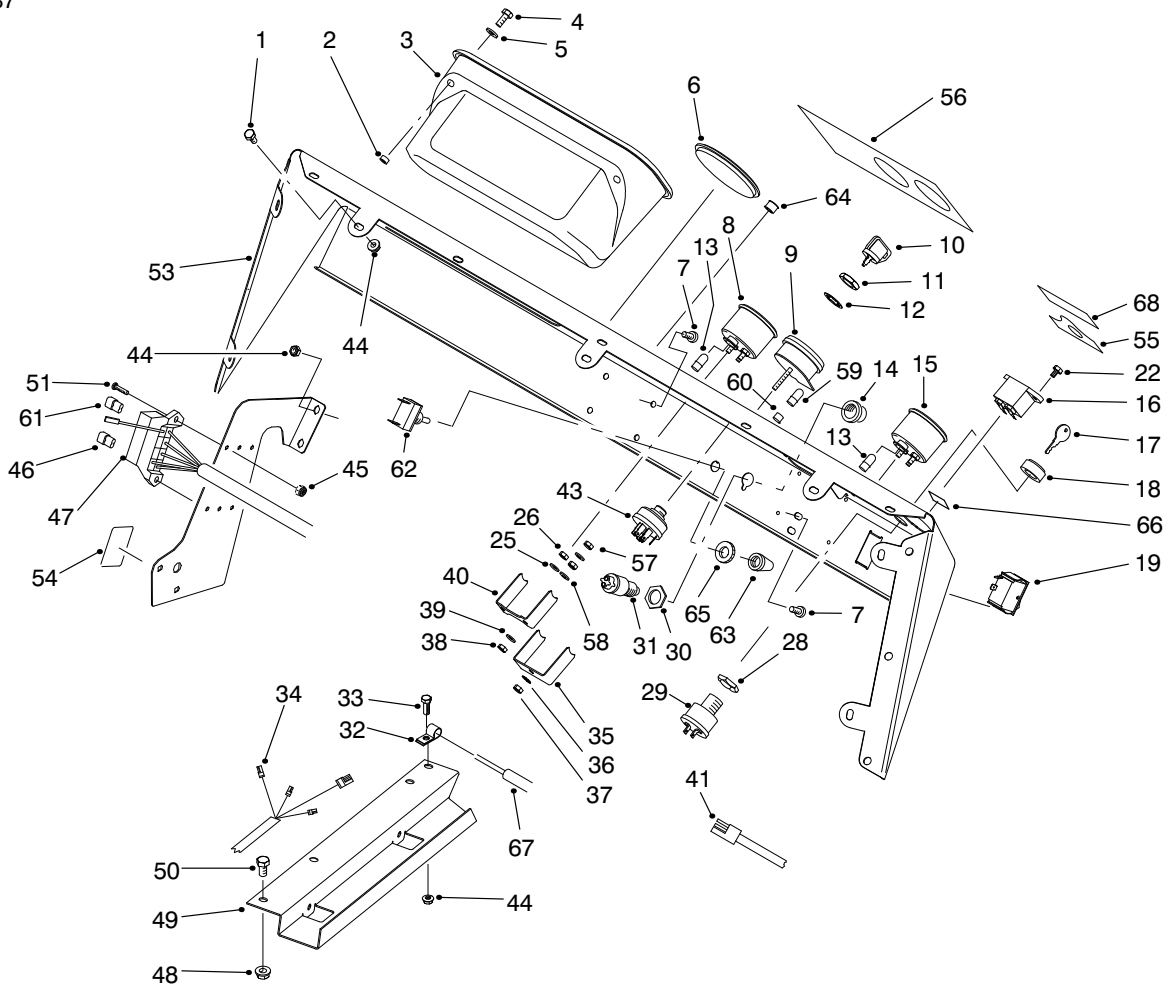
FRONT BUMPER & HOOD ASSEMBLY

Ref. No.	Part No.	Description	No. Used	Ref. No.	Part No.	Description	No. Used
1	87-0710	Hood	1	16	94-1228	Decal - Load (Japan)	1
2	62-5550	Decal - TORO	1	17	94-5250	Operators Platform Assy. (Incl. Ref. #18)	1
3	87-2120	Headlight Assembly (Incl. Ref. #5-6)	2	18	32148-7	Nut - Clinch	8
4	32104-88	Screw	6	19	87-8130	Bracket - Trim Top	1
5	87-6320	Bulb - Headlight	2	20	87-8160	Trim	1
6	87-6330	Lens - Headlight	2	21	116749	Horn Assembly	1
7	87-2440	Bumper	2	22	323-4	Screw - Cap Hex. Hd.	1
8	3290-357	Nut - Flange Lock	9	23	94-3838	Bracket - Mudflap LH	1
9	26-0071	Bumper	2	*	94-3839	Bracket - Mudflap RH	1
10	87-6620	Screw	15	24	321-4	Screw - Cap Hex. Hd.	4
11	87-8120	Bracket - Trim Side	2	25	32128-33	Nut - Lock	4
12	2410-42	Cap - Front Bumper	2	26	94-3841	Mudflap	2
13	3234-1	Screw - Hex. Flange Hd.	6	27	3250-13	Screw - Pan Hd.	4
14	87-4070	Bumper - Front	1	28	146489	Rivet - Pop	8
15	87-9130	Decal - Workman 4300	1	29	3256-61	Washer - Flat	4
16	87-9980	Decal - Load	1	30	3296-2	Nut - Lock	4
16	94-1225	Decal - Load (Europe)	1				

*Not Illustrated

© The TORO Company - 1997
All Rights Reserved

TPS

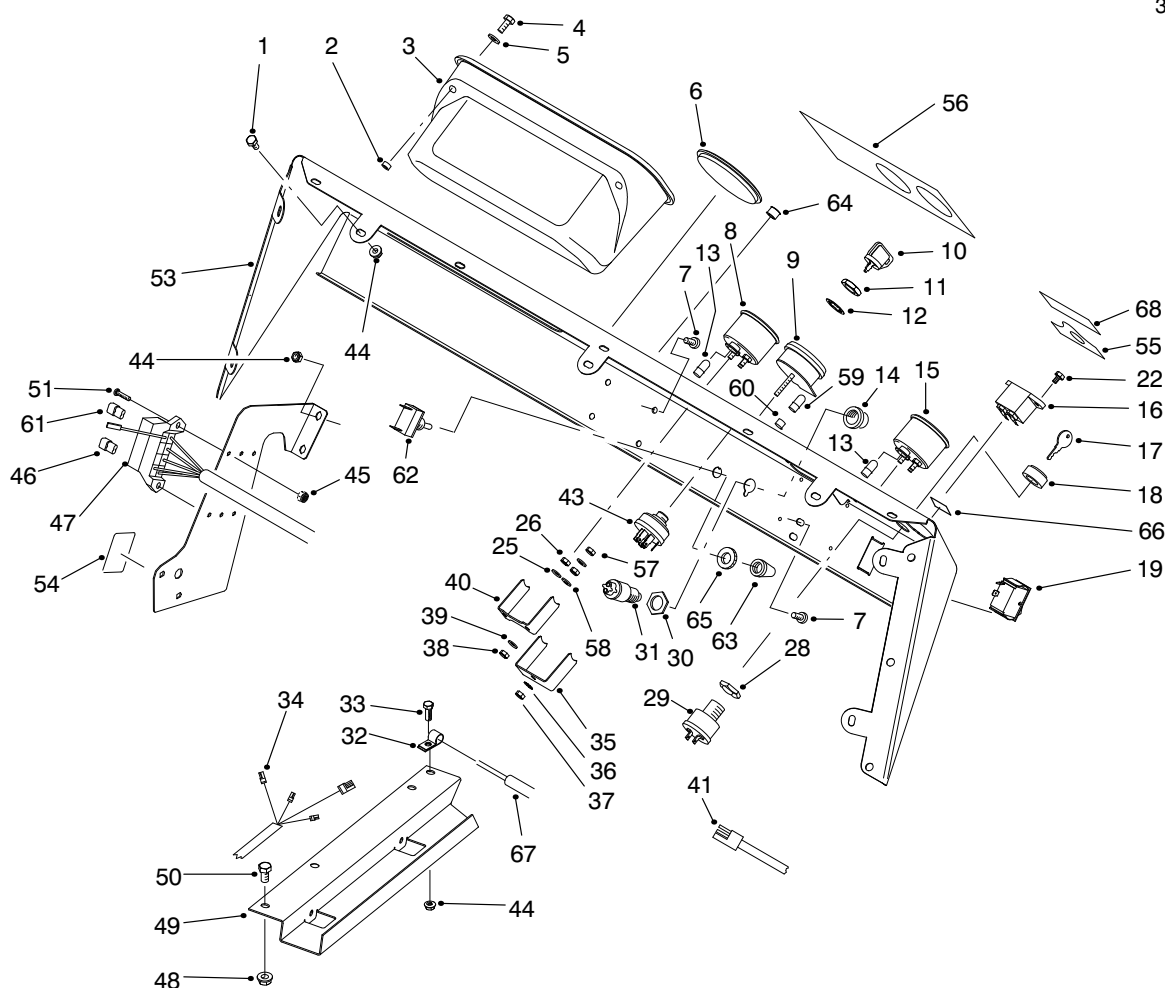


T-1706-1

CONTROL PANEL ASSEMBLY

Ref. No.	Part No.	Description	No. Used
1	321-2	Screw - Cap Hex. Hd.	7
2	32148-6	Insert - Threaded	2
3	87-3780	Box - Glove	1
4	321-3	Screw - Cap Hex. Hd.	2
5	3256-22	Washer - Flat	2
6	2410-35	Plug - Hole	1
7	3274-31	Screw - Button Hd.	4
8	87-5590	Temperature Gauge Assy. (Incl. Ref. #38-40, 57 & 58)	1
9	93-7053	Warning Light Assembly (Incl. Ref. #35-37, 59 & 60)	1
10	63-8360	Key - Ignition	1
11	218-446	Nut - Hex.	1
12	218-447	Washer - Lock	1
13	218-600	Bulb	2
14	87-5580	Button - Horn	1
15	87-5580	Fuel Gauge Assembly (Incl. Ref. #38-40, 57 & 58)	1
16	75-6820	Hourmeter	1
17	87-0740	Key - Supervisor Switch	1
18	87-1720	Nut - Supervisor Switch	1
19	87-3790	Switch - Light	1
22	32144-18	Screw - Cap Hex. Hd.	2
28		Nut - Hex.	1
29	94-5245	Supervisor Switch Assembly (Incl. Ref. #17, 18 & 28)	1

Ref. No.	Part No.	Description	No. Used
30		Nut - Hex.	1
31	18-2830	Horn Switch Assembly (Incl. Ref. #14 & 30)	1
32	2412-89	Clamp - R	1
33	321-4	Screw - Cap Hex. Hd.	1
34	93-7130	Harness - Wire Rear	1
35		Clamp - Light	1
36	3254-1	Washer - Lock	1
37	3217-26	Hut - Hex.	1
38	3217-25	Nut - Hex.	2
39	3253-15	Washer - Lock	2
40		Clamp - Temp. Gauge	1
41	87-4230	Harness - Wire Front LH	1
43	27-2360	Ignition Switch Assembly (Incl. Ref. #11 & 12)	1
44	32128-33	Nut - Flange	11
45	3296-2	Nut - Lock	2
46	218-574	Fuse - 7.5 Amp	2
47	87-8500	Front Wire Harness Assy. (Incl. Ref. #13)	1
48	32128-20	Nut - Flange	2
49	93-7094	Cover - Wire Harness	1
50	322-2	Screw - Cap Hex. Hd.	2
51	3250-13	Screw	2
53	87-8550	Control Panel Assembly (Incl. Ref. #55-56 & 68)	1

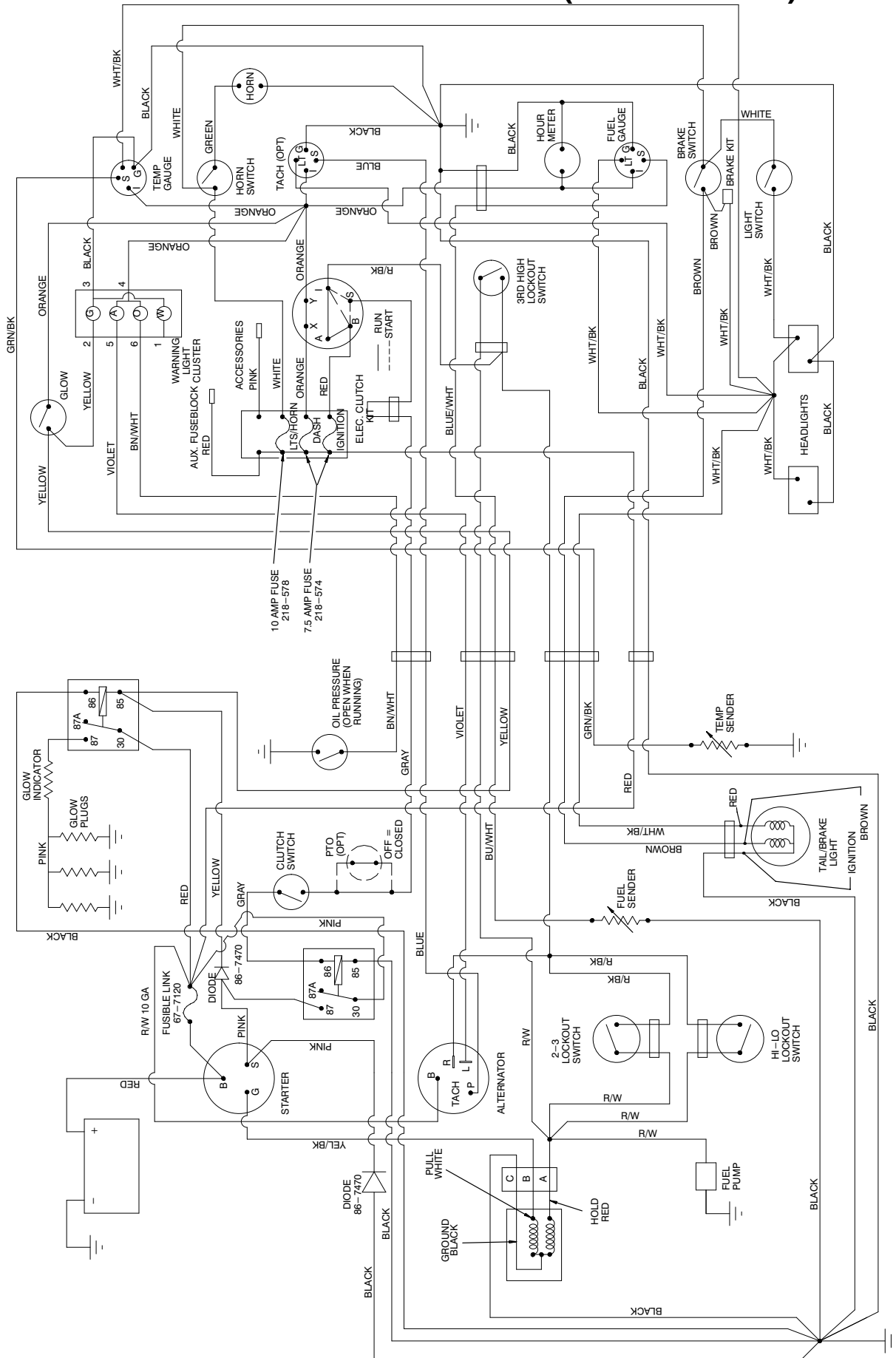


T-1706-1

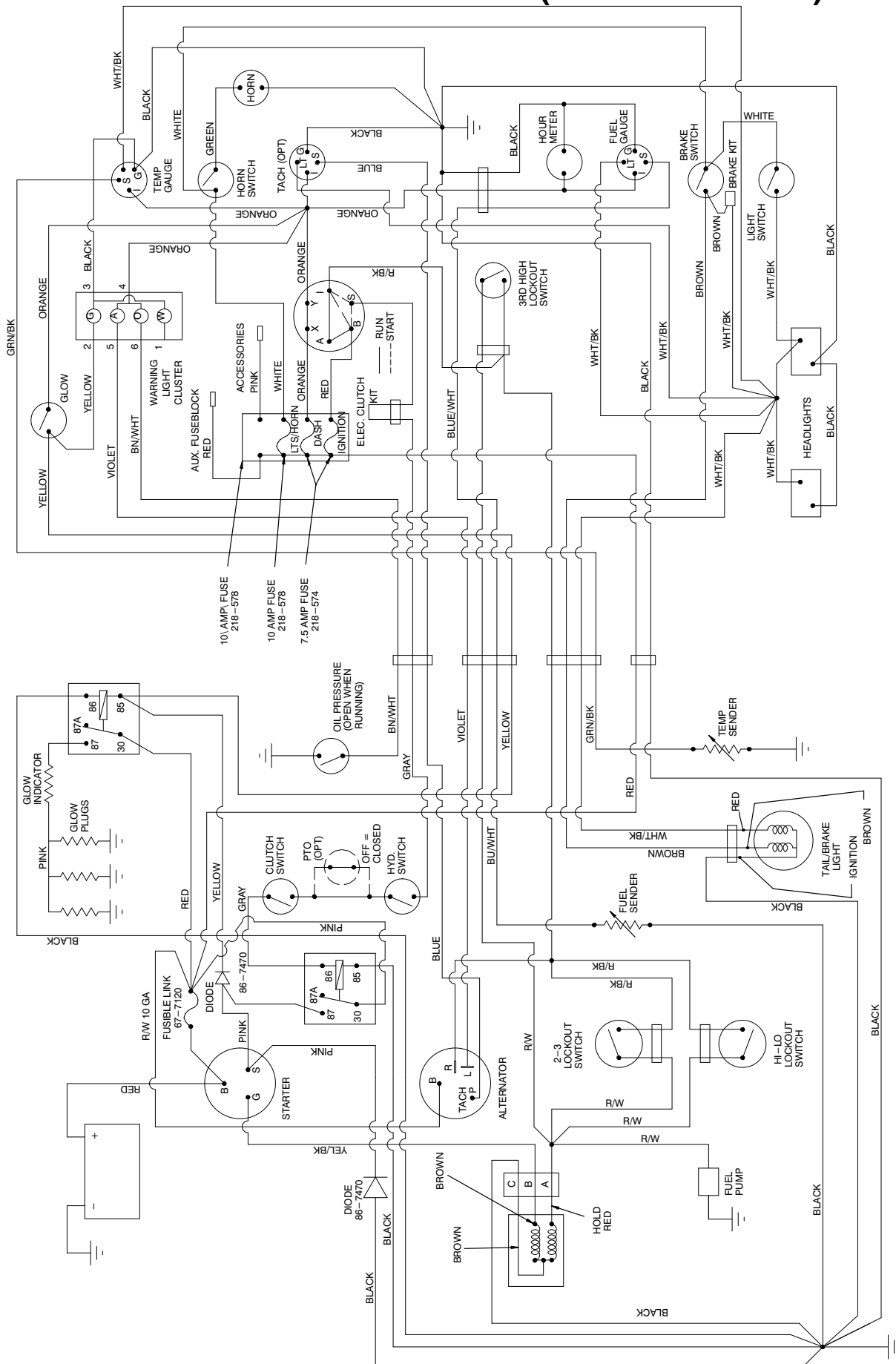
CONTROL PANEL ASSEMBLY (Continued)

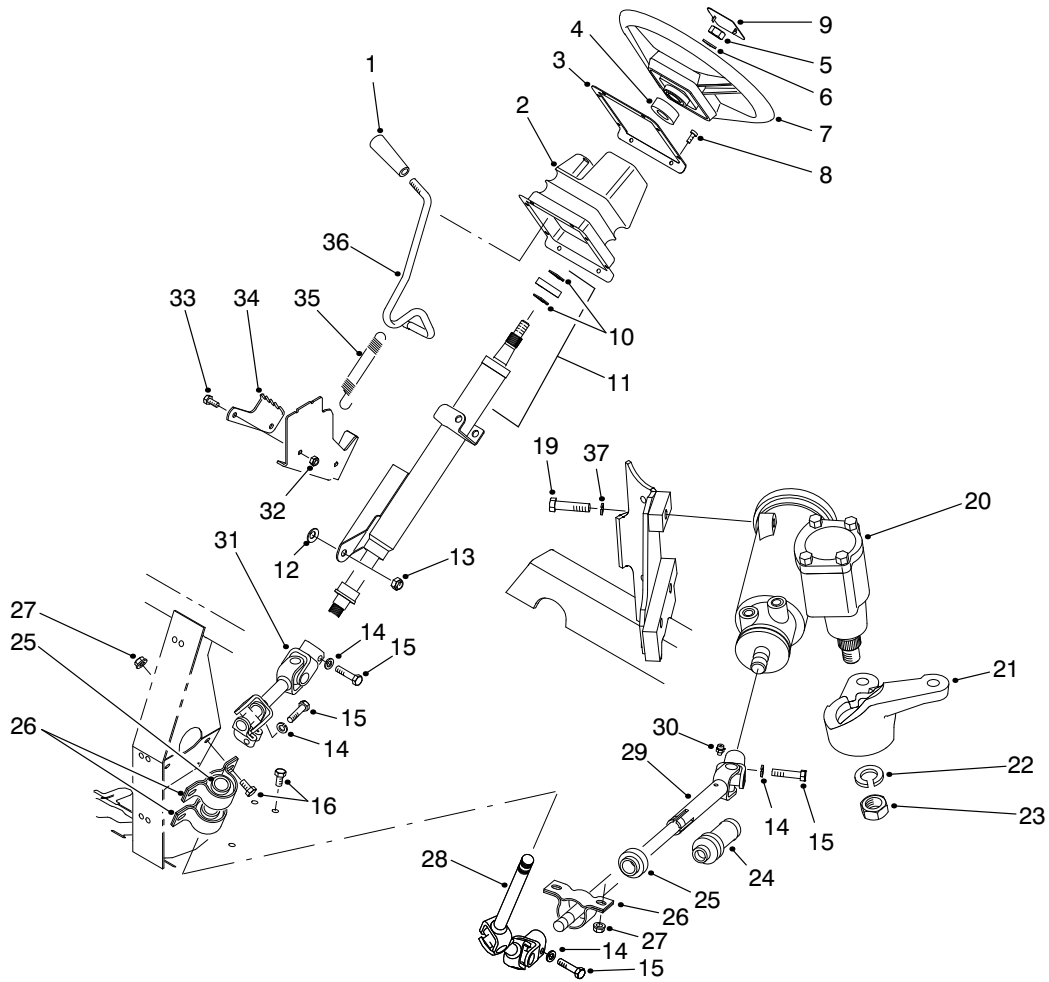
Ref. No.	Part No.	Description	No. Used	Ref. No.	Part No.	Description	No. Used
54	87-6670	Decal - Fuse	1	60	87-6270	Socket & Bulb Assembly (Incl. Ref. #59)	4
54	93-9851	Decal - Fuse (Europe)	1	61	218-578	Fuse - 10 Amp	1
54	92-5374	Decal - Fuse (Japan)	1	62	20-7150	Toggle Switch Assembly (Incl. Ref. #65)	1
55	87-5910	Decal - Supervisor	1	63	218-473	Boot - Switch	1
55	93-9856	Decal - Supervisor (Europe)	1	64	2410-64	Plug - Hole	1
55	92-5332	Decal - Supervisor (Japan)	1	65		Nut - Locking	1
56	87-9890	Decal - Dash	1	66	93-7252	Decal - CE (Europe)	1
56	92-1211	Decal - Dash (Europe)	1	67	94-3837	Cable - Clutch	1
56	94-1227	Decal - Dash (Japan)	1	68	94-5272	Decal - Warning	1
57	3217-29	Nut - Jam	3				
58	3253-19	Washer - Lock	3				
59	219-17	Bulb - Warning Light	4				

ELECTRICAL SCHEMATIC (Model 07215)



ELECTRICAL SCHEMATIC (Model 07215TC)





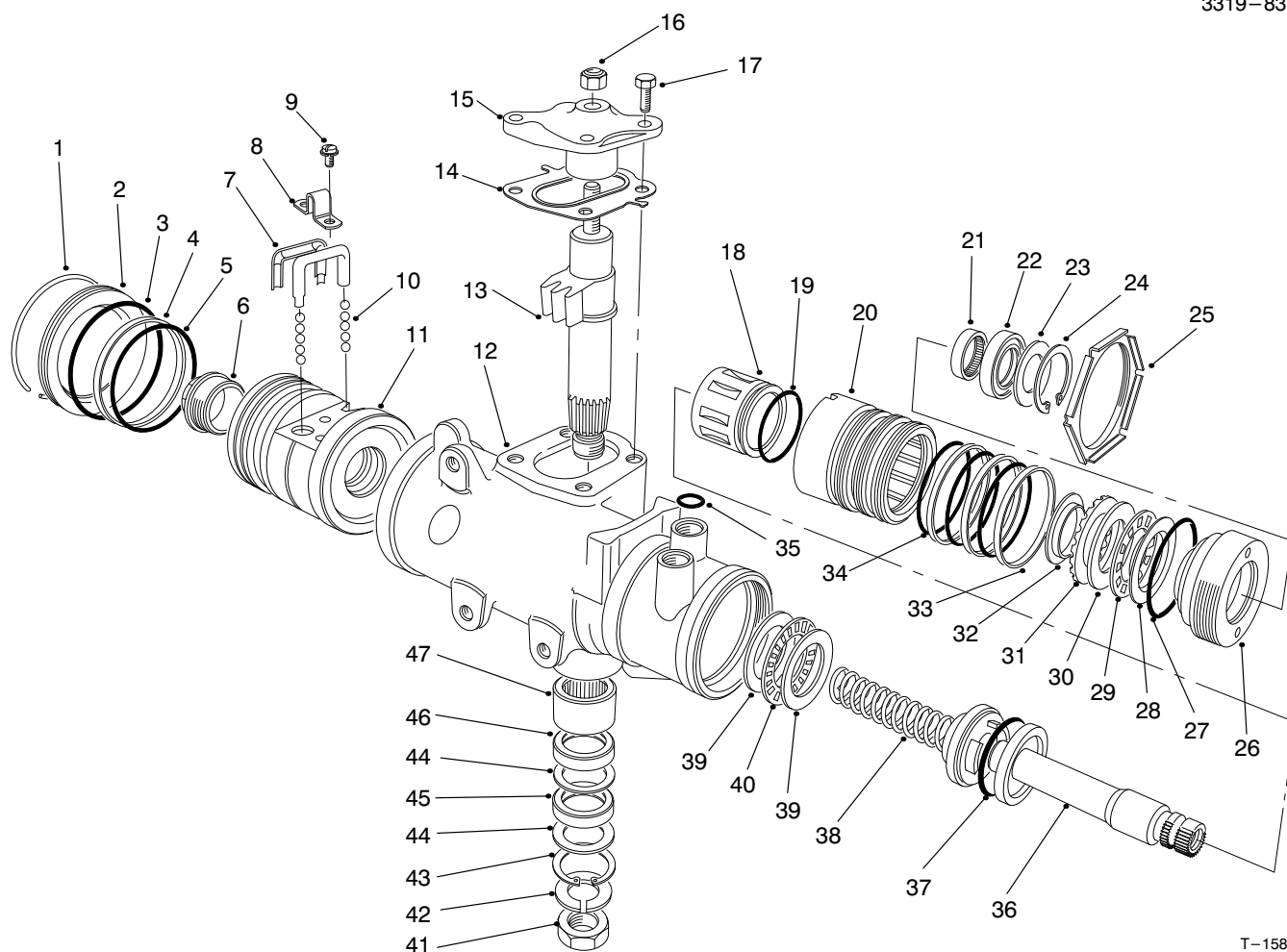
T-2007-1

STEERING LINKAGE ASSEMBLY

Ref. No.	Part No.	Description	No. Used
1	233-39	Knob	1
2	87-3460	Boot - Tilt Steering	1
3	87-4720	Plate - Steering Boot	1
4	21-9260	Spacer	1
5	3277-1	Nut - Hex.	1
6	48-8070	Washer - Flat	1
7	87-3820	Wheel - Steering	1
8	32144-116	Screw - Pan Head	8
9	87-3750	Cover - Steering Wheel	1
10	43-6550	Ring - Retaining	2
11	92-4153	Assembly - Steering Column (Incl. Ref. #10)	1
12	3290-455	Washer	1
13	3296-59	Nut - Lock	1
14	3253-4	Washer - Lock	4
15	48-7740	Screw - Cap Hex. Hd.	4
16	322-2	Screw - Cap Hex. Hd.	6
19	93-7145	Screw - Cap Hex. Hd.	3
20	87-1500	Steering Gear Assembly (Incl. Ref. #22 & 23)	1
21	87-9640	Arm - Pitman	1

Ref. No.	Part No.	Description	No. Used
22	39-7420	Washer - Lock	1
23	39-7440	Nut - Lock	1
24	93-8988	Boot - Steering Shaft	1
25	87-2280	Bearing	3
26	87-3250	Mount - Bearing	3
27	32128-20	Nut - Flange	6
28	92-4155	Slip Joint Assembly - Upper	1
29	93-8987	Slip Joint Assembly - Lower (Incl. Ref. #24 & 30)	1
30	302-5	Fitting - Grease	1
31	92-4154	Universal Joint Assembly	1
32	3296-42	Nut - Lock	2
33	321-3	Screw - Cap Hex. Hd.	2
34	87-3610	Bracket - Detent	1
35	65-5360	Spring - Extension	1
36	87-3130	Lever - Tilt Steering	1
37	87-7480	Washer - Flat	3
*	87-9160	Lower Shaft Assembly (Incl. Ref. #24 & 28-30)	1
*	87-3120	Steering Column & Shaft (Incl. Ref. #10, 11 & 31)	1

*Not Illustrated

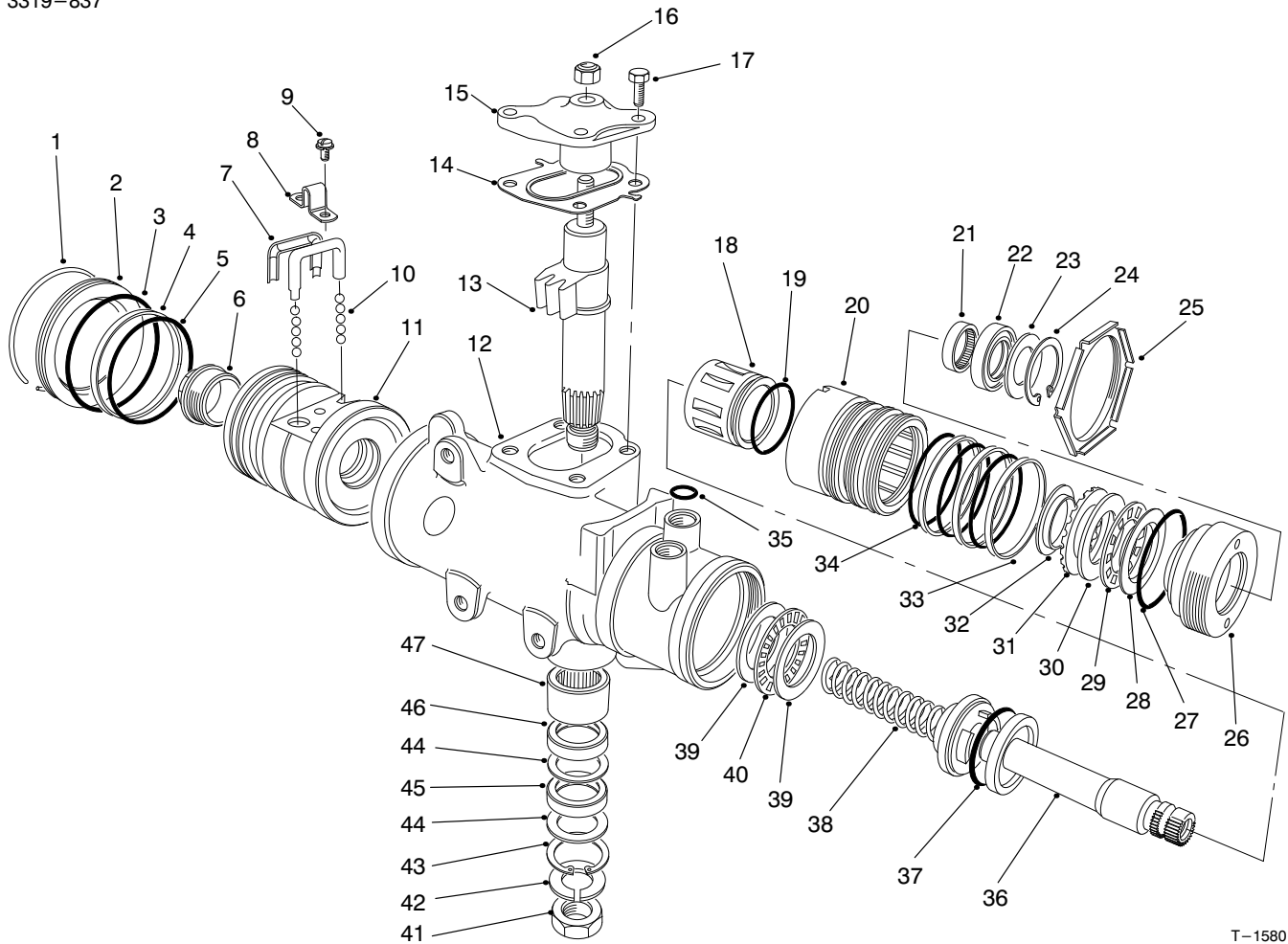


T-1580-2

STEERING GEAR ASSEMBLY NO. 87-1500

Ref. No.	Part No.	Description	No. Used	Ref. No.	Part No.	Description	No. Used
1		Ring - Retaining	1	26		Plug - Adjuster	1
2	92-4165	Plug - Housing End	1	27	28-8200	O-Ring	1
3		Seal - Housing End Plug	1	28		Race - Upper Bearing	1
4		Ring - Rack Piston	1	29		Bearing - Roller, Thrust	1
5		O-Ring, Rack Piston	1	30		Race - Thrust Bearing	1
6	18-4340	Plug - Rack Piston End	1	31		Spacer - Thrust Bearing	1
7	92-4168	Return - Guide Ball	2	32		Retainer - Bearing	1
8	18-4270	Clamp - Ball Return Guide	1	33		Ring - Valve Body	3
9	18-4260	Assy. - Screw/Lockwasher	2	34		O-Ring	3
10	18-5190	Ball - Chrome Alloy	11	35	39-7310	O-Ring	3
11		Nut - Rack Piston	1	36		Shaft - Stub	1
12		Housing - Steering Gear	1	37		O-Ring	1
13		Gear - Pitman Shaft	1	38		Worm - Steering	1
14	28-8280	Seal Kit - Side Cover (Incl. Ref. #17)	1	39		Race - Thrust Bearing	2
15		Cover - Housing Side	1	40		Bearing - Roller, Thrust	1
16	28-8220	Nut - Lash Adjuster	1	41	39-7440	Nut - Pitman Arm	1
17	28-8210	Bolt - Flange Hex. Hd.	4	42	39-7420	Washer - Lock	1
18		Spool Valve	1	43		Ring - Retaining	1
19		O-Ring, Spool Valve	1	44		Washer - Seal, Backup	2
20		Valve Body	1	45		Seal - Pitman Shaft	1
21	92-4169	Bearing - Needle	1	46		Seal - Pitman Shaft	1
22		Seal - Stub Shaft	1	47	92-4170	Bearing - Pitman Shaft	1
23		Seal - Stub Shaft Dust	1	*	92-4161	Assembly - Cover Service Housing Side (Incl. Ref. #14-17)	1
24		Ring - Retaining	1				
25	92-4159	Nut - Adjuster Plug Lock	1				

*Not Illustrated



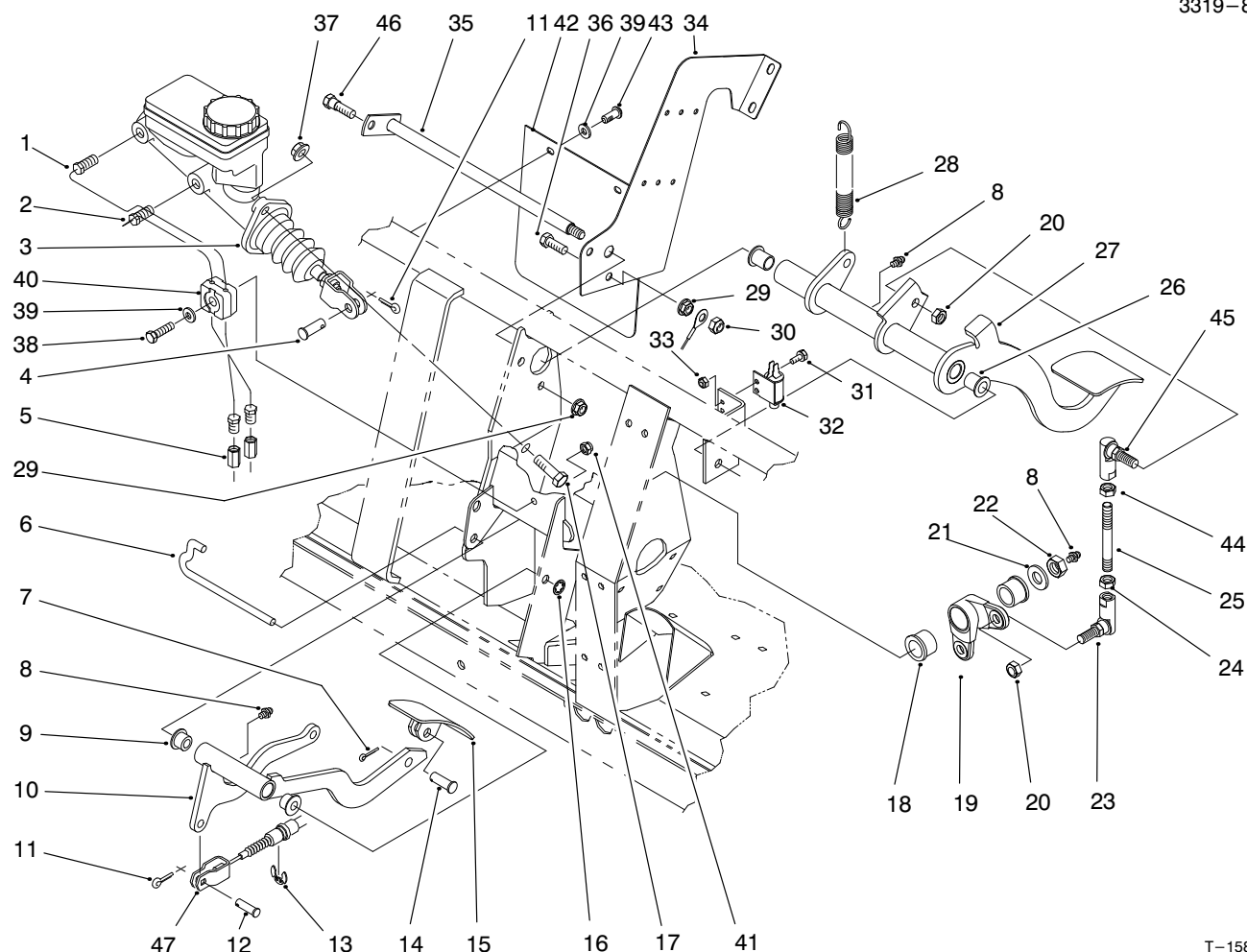
T-1580-2

STEERING GEAR ASSEMBLY NO. 87-1500

Ref. No.	Part No.	Description	No. Used
*	28-8270	Seal Service Kit - End Plug (Incl. Ref. #1 & 3)	1
*	28-8290	Seal Service Kit Rack/Piston (Incl. Ref. #4 & 5)	1
*	18-5180	Bearing Kit - Lower Thrust (Incl. Ref. #39-40)	1
*	98-2962	Seal Kit - Pitman Shaft (Incl. Ref. #43-46)	1
*	18-5170	Seal Kit - Valve Ring (Incl. Ref. #19, 33, 34 & 37)	1
*	92-4163	Assy. - Steering Housing (Incl. Ref. #12 & 43-47)	1
*	92-4167	Assembly - Plug Service (Incl. Ref. #22-24 & 27)	1

Ref. No.	Part No.	Description	No. Used
*	92-4162	Pitman Shaft - Gear Service (Incl. Ref. #13-15 & 17)	1
*	92-4158	Valve Assy. - Hyd. Gear (Incl. Ref. #18-20, 33, 34, 36 & 37)	1
*	92-4160	Bearing Service Kit - Upper (Incl. Ref. #28-32)	1
*	92-4166	Rack/Piston/Nut Assembly (Incl. Ref. #1-11 & 38)	1
*	92-4164	Plug Assy. - Service Adjust. (Incl. Ref. #21-24 & 26-32)	1
*	87-1500	Steering Gear (Complete)	1

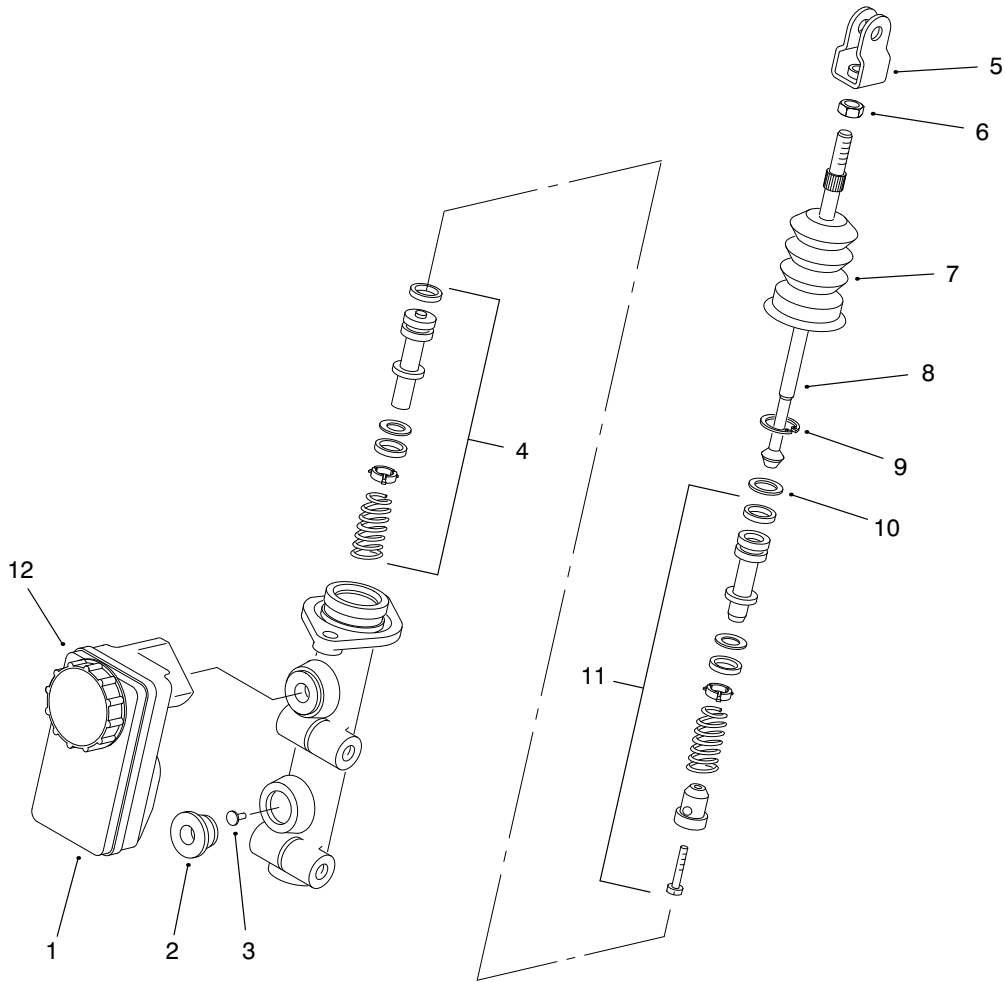
*Not Illustrated



T-1585-2

BRAKE & ACCELERATOR PEDAL ASSEMBLY

Ref. No.	Part No.	Description	No. Used	Ref. No.	Part No.	Description	No. Used
1	94-3814	Tube - Hydraulic	1	25	94-5299	Rod - Link	1
2	94-3815	Tube - Hydraulic	1	26	256-155	Bushing - Flange	2
3	94-3800	Master Cylinder Assembly	1	27	93-8965	Pedal - Brake	1
4	283-2	Pin - Clevis	1	28	76-9430	Spring - Extension	1
5	87-3570	Union - Brake Line	2	29	32128-20	Nut - Flange Lock	2
6	87-2880	Shaft - Accelerator Pedal	1	30	3296-29	Nut - Lock	1
7	3272-6	Pin - Cotter	1	31	3290-321	Screw - Hex. Flange Hd.	2
8	302-5	Fitting - Grease	3	32	55-7120	Switch - Brake Light	1
9	256-259	Bushing - Flange	2	33	3296-2	Nut - Lock	2
10	93-8961	Arm - Accelerator Pedal	1	34	94-3821	Plate - Center, Frame	1
11	3272-10	Pin - Cotter	2	35	95-7394	Shaft - Brake	1
12	283-30	Pin - Clevis	1	36	322-5	Screw - Cap Hex. Hd.	1
13	32120-47	Ring - E	1	37	3290-357	Nut - Flange	2
14	283-85	Pin - Clevis	1	38	321-9	Screw - Cap Hex. Hd.	1
15	93-8969	Pedal - Accelerator	1	39	3256-22	Washer - Flat	3
16	32151-56	Ring - Retaining	1	40	87-7660	Clamp - Tube	2
17	323-7	Screw - Cap Hex. Hd.	2	41	3296-42	Nut - Lock	1
18	256-247	Bushing - Flange	2	42	94-5221	Flap - Master Cylinder	1
19	94-5223	Bell Crank	1	43	87-6620	Screw - Torx Pan Hd.	2
20	3296-6	Nut - Lock	2	44	3220-16	Nut - Hex. Jam	1
21	3256-26	Washer - Flat	1	45	68-3841	Ball Joint Assembly	1
22	3296-23	Nut - Lock	1	46	28-0540	Bolt - Shoulder	1
23	68-3840	Ball Joint	1	47	93-7098	Cable - Accelerator	1
24	3220-3	Nut - Hex. Jam	1				

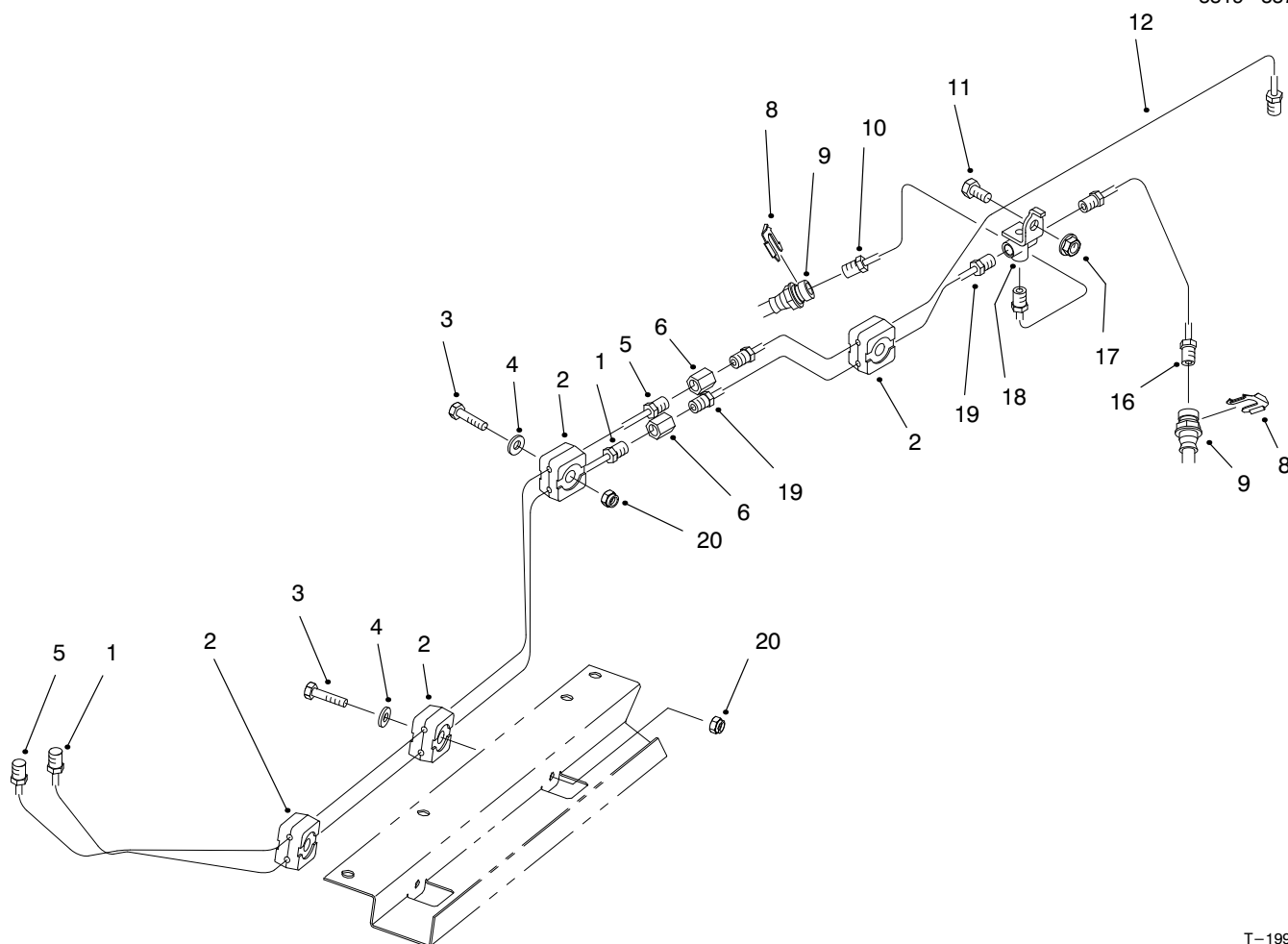


T-2339-1

MASTER BRAKE CYLINDER NO. 94-3800

Ref. No.	Part No.	Description	No. Used
1	87-3040	Reservoir - Master Cylinder (Incl. Ref. #12)	1
2	93-8971	Seal - Port, Flange	2
3	92-4103	Pin - Stop	1
4	92-4102	Secondary Piston Assembly	1
5	92-4110	Clevis	1
6	21-0360	Nut - Hex.	1

Ref. No.	Part No.	Description	No. Used
7	94-5209	Cover - Dust	1
8	94-5210	Rod - Push	1
9	92-4109	Circlip	1
10	92-4108	Washer - Retainer	1
11	92-4101	Primary Piston Assembly	1
12	92-4112	Cap Assembly	1

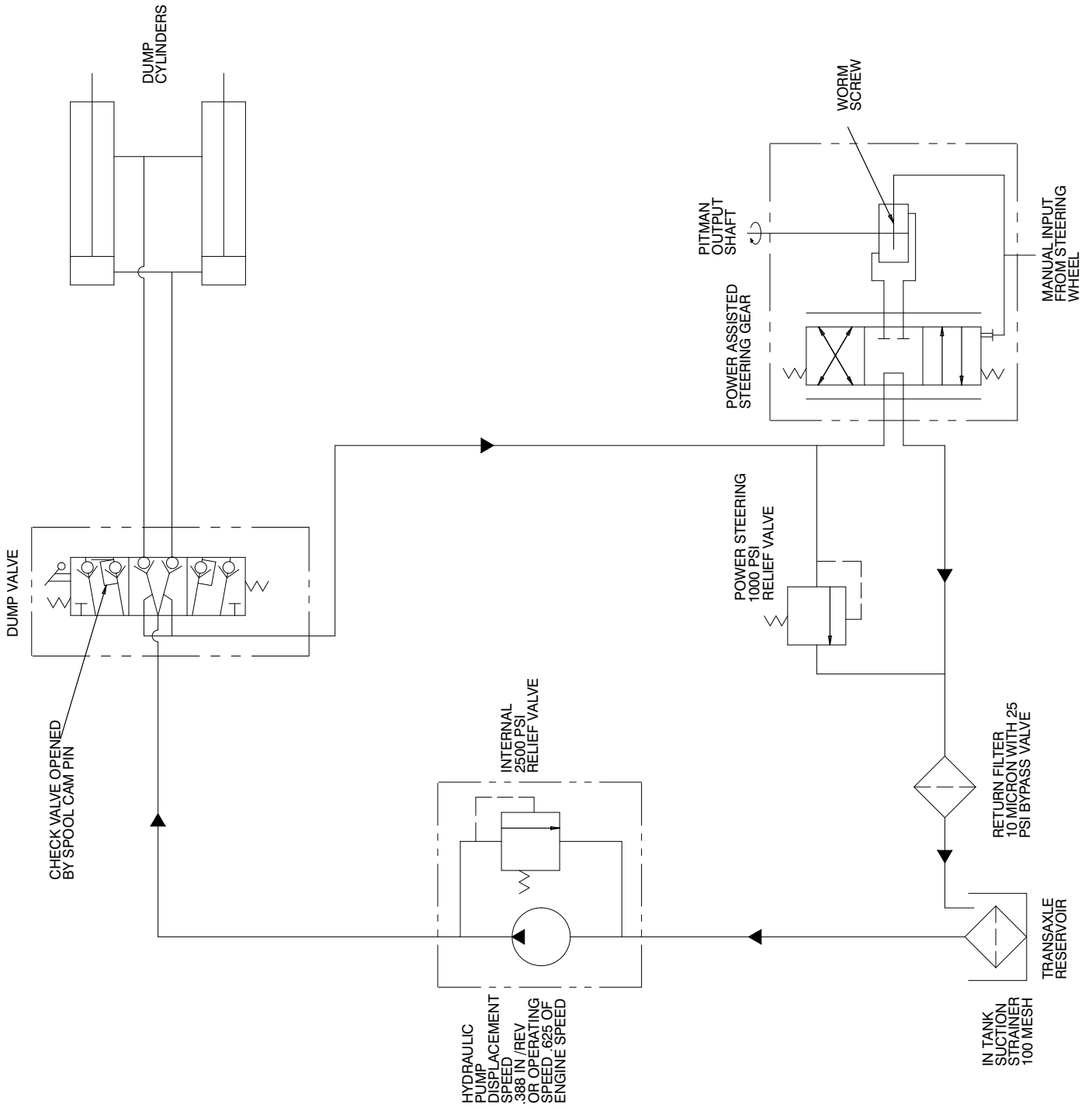


T-1990-1

HYDRAULIC BRAKE LINE ROUTING ASSEMBLY

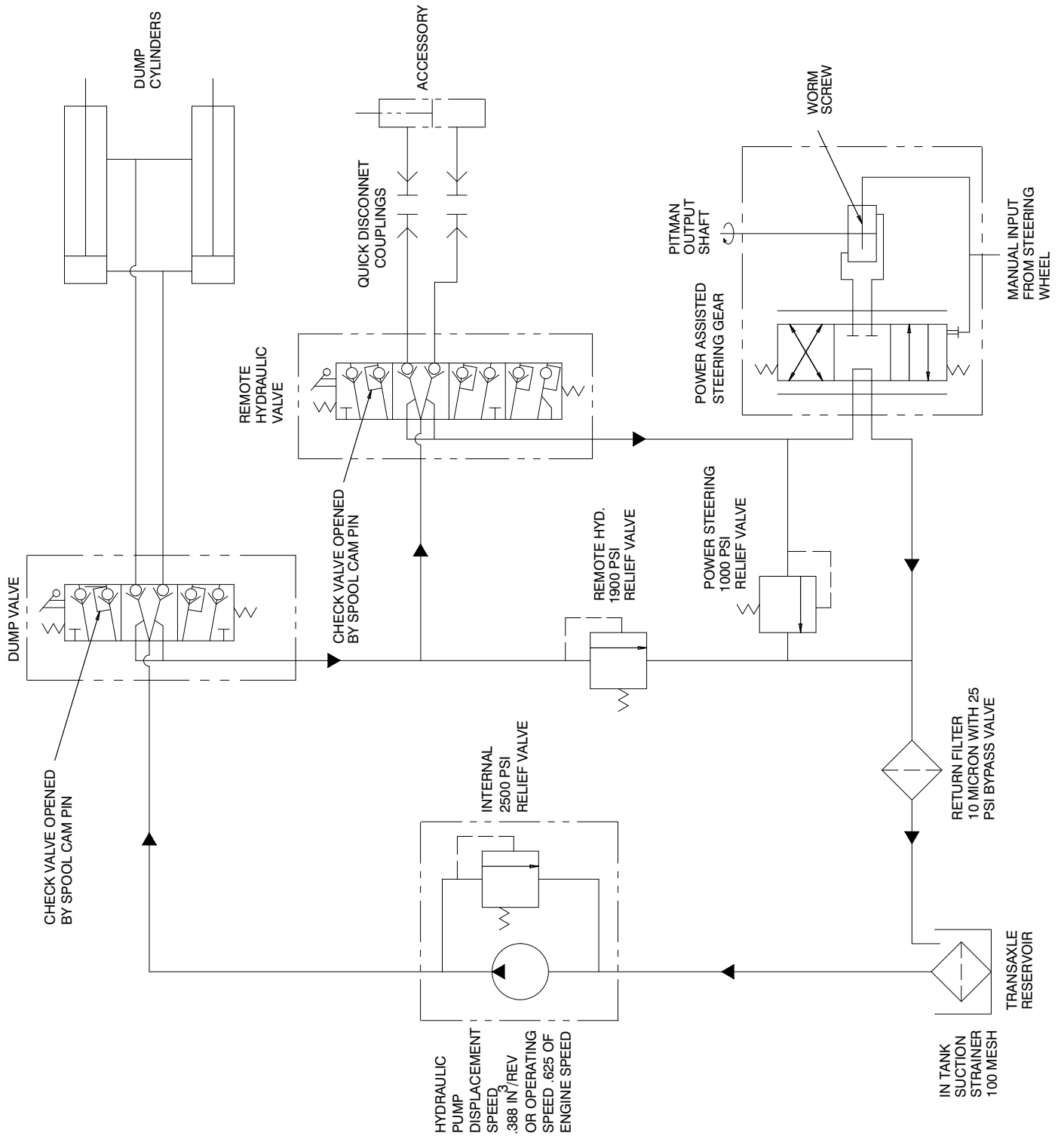
Ref. No.	Part No.	Description	No. Used	Ref. No.	Part No.	Description	No. Used
1	94-3820	Tube - Brake Front	1	10	93-7081	Tube - Brake Front RH	1
2	87-7660	Clamp - Brake Line	8	11	322-2	Screw - Cap Hex. Hd.	1
3	321-9	Screw - Cap Hex. Hd.	4	12	94-3842	Tube - Brake Rear	1
4	3256-22	Washer - Flat	5	16	93-7082	Tube - Brake Front LH	1
5	94-3819	Tube - Brake Rear	1	17	32128-20	Nut - Flange	1
6	87-3570	Fitting - Union	2	18	87-3560	Tee - Brake Line	1
8	87-3580	Retainer - Brake Hose	2	19	93-7085	Tube - Brake Front	1
9	93-7059	Hose - Brake Front	2	20	3296-42	Nut - Lock	4

HYDRAULIC SCHEMATIC (Model 07215)

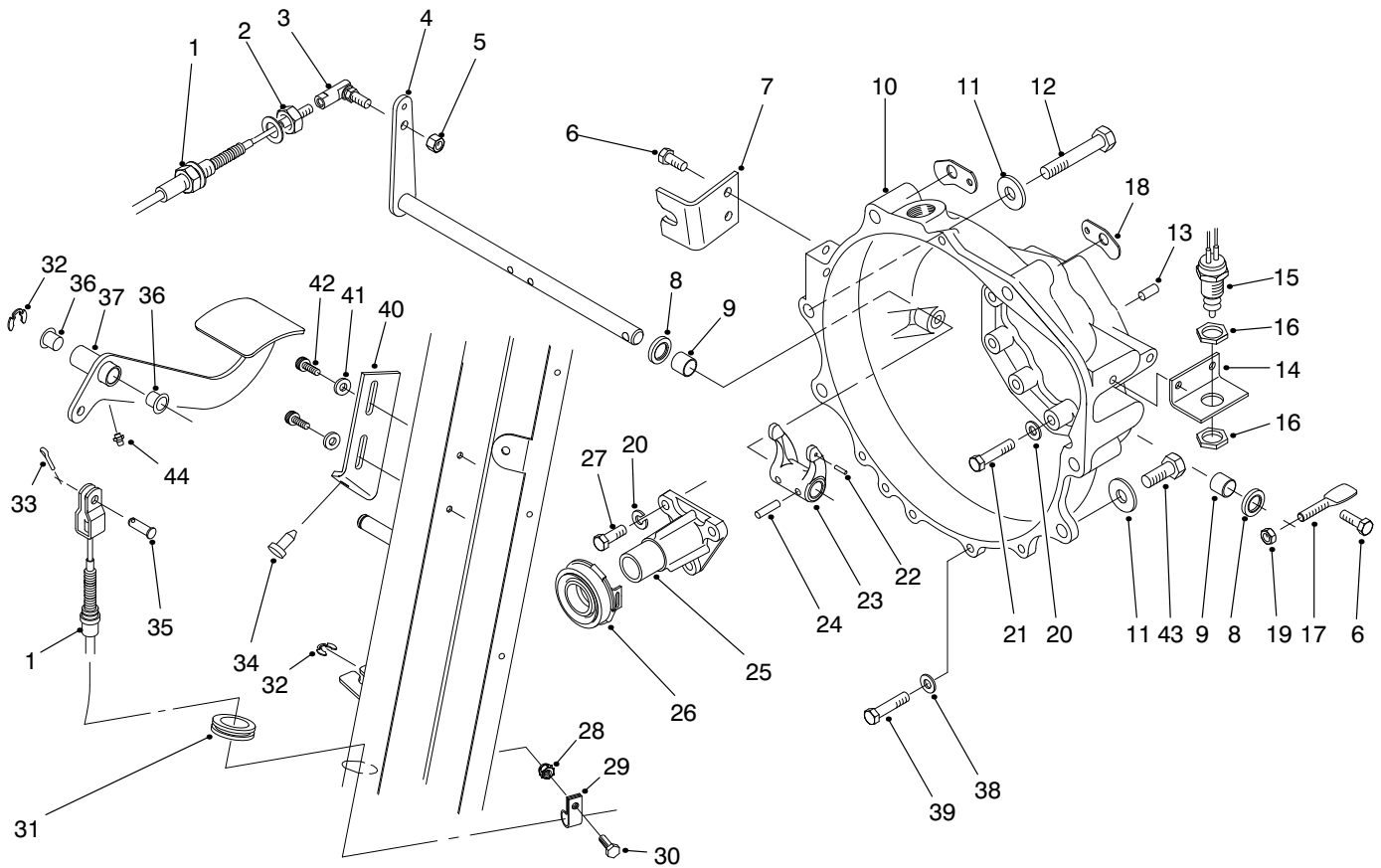


HYDRAULIC SCHEMATIC (Model 07215TC)

3319-837



T-2620

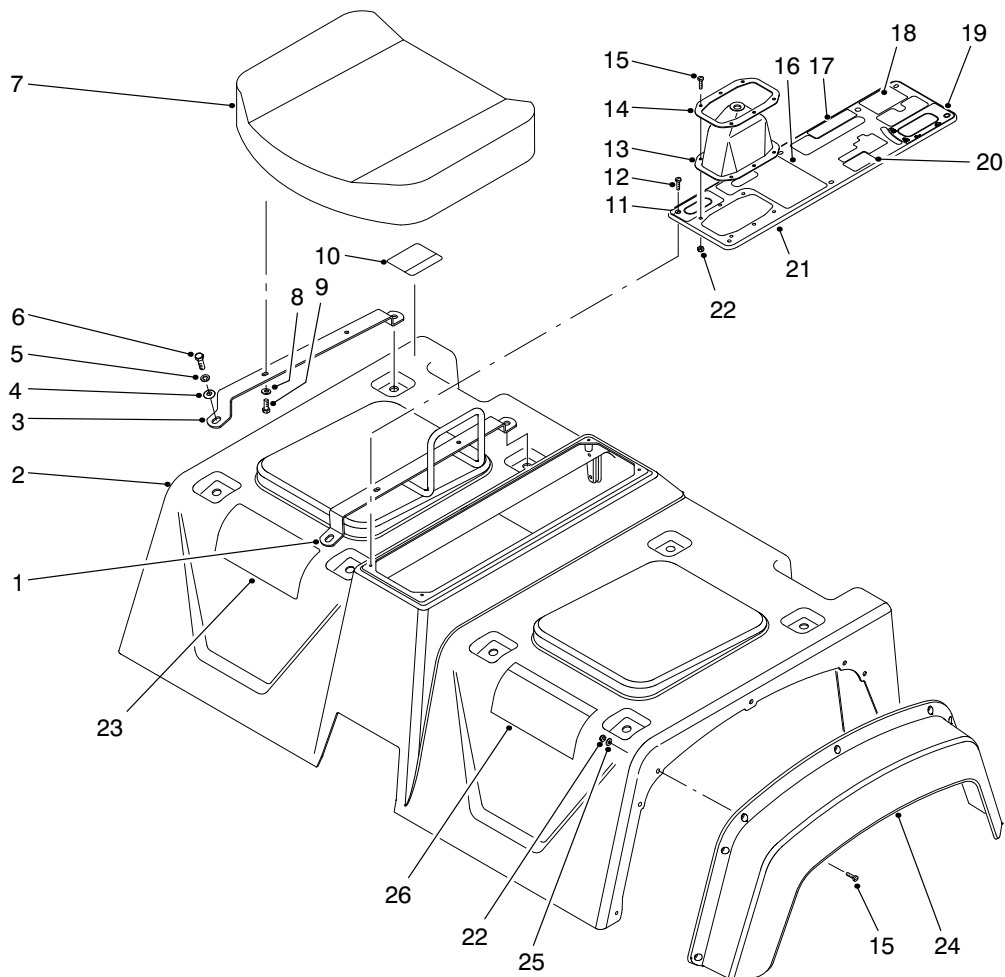


T-1658-1

CLUTCH LINKAGE ASSEMBLY

Ref. No.	Part No.	Description	No. Used
1	93-7091	Clutch Cable Assembly (Incl. Ref. #2)	1
2	3220-2	Nut - Jam	1
3	2411-33	Joint - Ball	1
4	87-5280	Shaft - Release	1
5	3296-4	Nut - Lock	1
6	66-3160	Screw - Cap Hex. Hd.	4
7	87-8471	Bracket - Clutch	1
8	87-1920	Seal - Shaft	2
9	87-3770	Bushing - Sleeve	2
10	93-7120	Housing - Bell	1
11	3256-5	Washer - Flat	4
12	3215-2	Screw - Cap Hex. Hd.	5
13	87-1910	Pin - Alignment	2
14	87-5350	Bracket - Switch	1
15	87-5490	Switch - Neutral	1
16	3218-20	Nut - Jam	2
17	87-5360	Lever	1
18	87-6410	Bracket - Harness	2
19	3296-29	Nut - Lock	1
20	42-9850	Washer - Lock	12
21	42-9530	Screw - Cap Hex. Hd.	9
22	32121-7	Pin - Roll	1

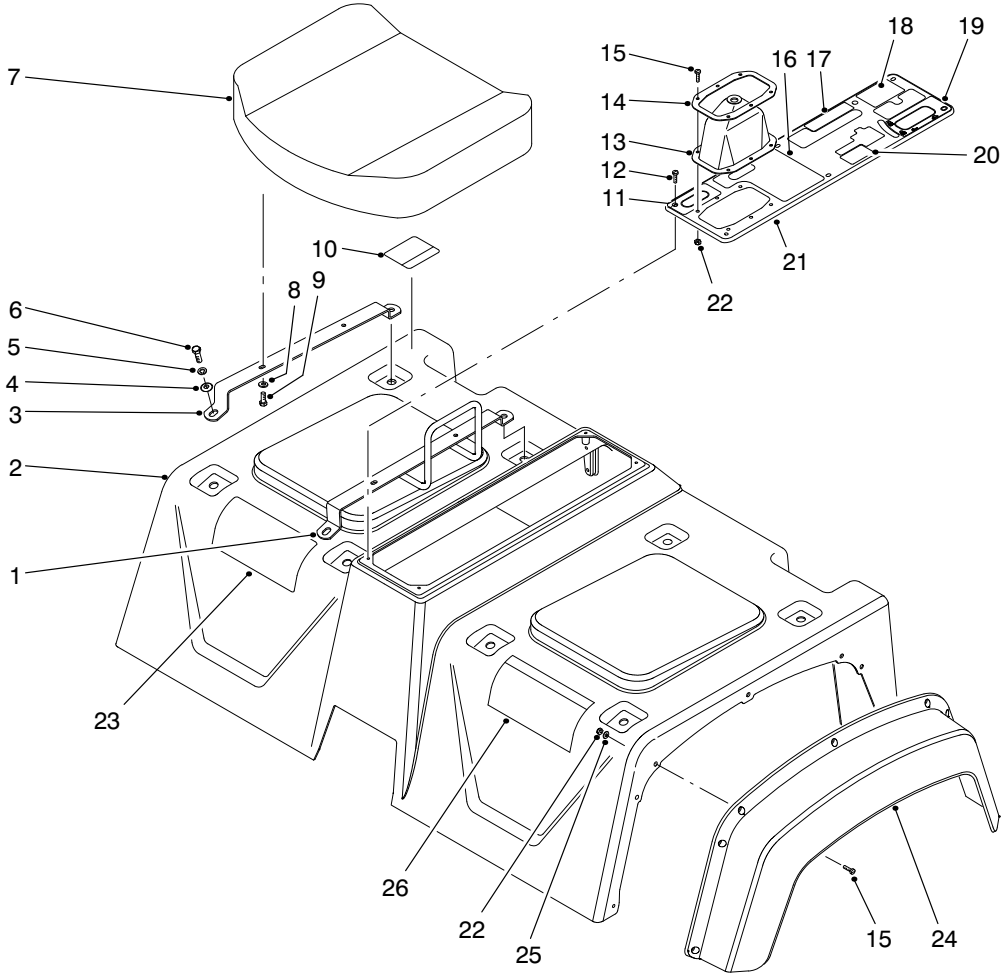
Ref. No.	Part No.	Description	No. Used
23	87-5300	Fork - Clutch	1
24	32121-24	Pin - Roll	2
25	87-5320	Guide - Release	1
26	87-2100	Bearing - Release	1
27	57-6380	Screw - Cap Hex. Hd.	3
28	32128-33	Nut - Flange Lock	1
29	2412-89	Clamp - R	1
30	321-4	Screw - Cap Hex. Hd.	1
31	240-5	Grommet	1
32	32120-47	Ring - E	2
33	3272-10	Pin - Cotter	1
34	87-8460	Bumper	1
35	283-30	Pin - Clevis	1
36	256-156	Bushing - Flange	2
37	93-8958	Pedal - Clutch	1
38	3256-23	Washer - Lock	4
39	66-3160	Screw - Cap Hex. Hd.	4
40	87-8710	Tab - Clutch	1
41	3256-22	Washer - Flat	2
42	87-6620	Screw - Torx Hd.	2
43	42-9250	Screw - Cap Hex. Hd.	2
44	302-5	Fitting - Grease	1



T-2622

SEAT BASE ASSEMBLY

Ref. No.	Part No.	Description	No. Used	Ref. No.	Part No.	Description	No. Used
1	87-6890	Hold - Hand	1	18	92-2609	Decal - Remote Hyd.	1
2	92-4199	Skirt Assembly (Incl. Ref. #10 & 26)	1	18	93-9866	Decal - Remote Hyd. (Europe)	1
3	87-3800	Bracket - Seat Bottom	3	18	92-5346	Decal - Remote Hyd. (Japan)	1
4	3256-23	Washer - Flat	4	19	87-6010	Decal - Dump Hyd.	1
5	3253-4	Washer - Lock	8	19	93-9444	Decal - Dump Hyd. (Europe)	1
6	322-5	Screw - Cap Hex. Hd.	8	19	92-5353	Decal - Dump Hyd. (Japan)	1
7	87-5060	Cushion - Seat Bottom	2	20	87-6020	Decal - Brake	1
8	3256-22	Washer - Flat	8	20	93-9443	Decal - Brake (Europe)	1
9	321-4	Screw - Cap Hex. Hd.	8	20	92-5304	Decal - Brake (Japan)	1
10	87-5930	Decal - Caution	1	21	87-8080	Console Plate Assembly (Incl. Ref. #11 & 16-20)	1
10	93-9448	Decal - Caution (Europe)	1	22	3296-2	Nut - Lock	20
10	92-5325	Decal - Caution (Japan)	1	23	87-9110	Decal - Quick Ref.	1
11	87-5960	Decal - Axle	1	23	94-1201	Decal - Quick Ref. (DU)	1
11	93-9857	Decal - Axle (Europe)	1	23	94-1203	Decal - Quick Ref. (FR)	1
11	92-5318	Decal - Axle (Japan)	1	23	94-1204	Decal - Quick Ref. (GR)	1
12	32144-52	Screw - Hex. Hd.	6	23	94-1205	Decal - Quick Ref. (IT)	1
13	87-8620	Boot - Shift	1	23	94-1209	Decal - Quick Ref. (SP)	1
14	87-3760	Plate - Shift Boot	1	23	94-1210	Decal - Quick Ref. (SW)	1
15	3250-13	Screw - Hex. Hd.	20	23	94-1200	Decal - Quick Ref. (DN)	1
16	87-5970	Decal - PTO	1	23	94-1202	Decal - Quick Ref. (FN)	1
16	93-9861	Decal - PTO (Europe)	1	23	94-1207	Decal - Quick Ref. (NO)	1
16	92-5360	Decal - PTO (Japan)	1	23	94-1208	Decal - Quick Ref. (PO)	1
17	87-6000	Decal - Differential	1				
17	93-9430	Decal - Differential (Europe)	1				
17	92-5311	Decal - Differential (Japan)	1				

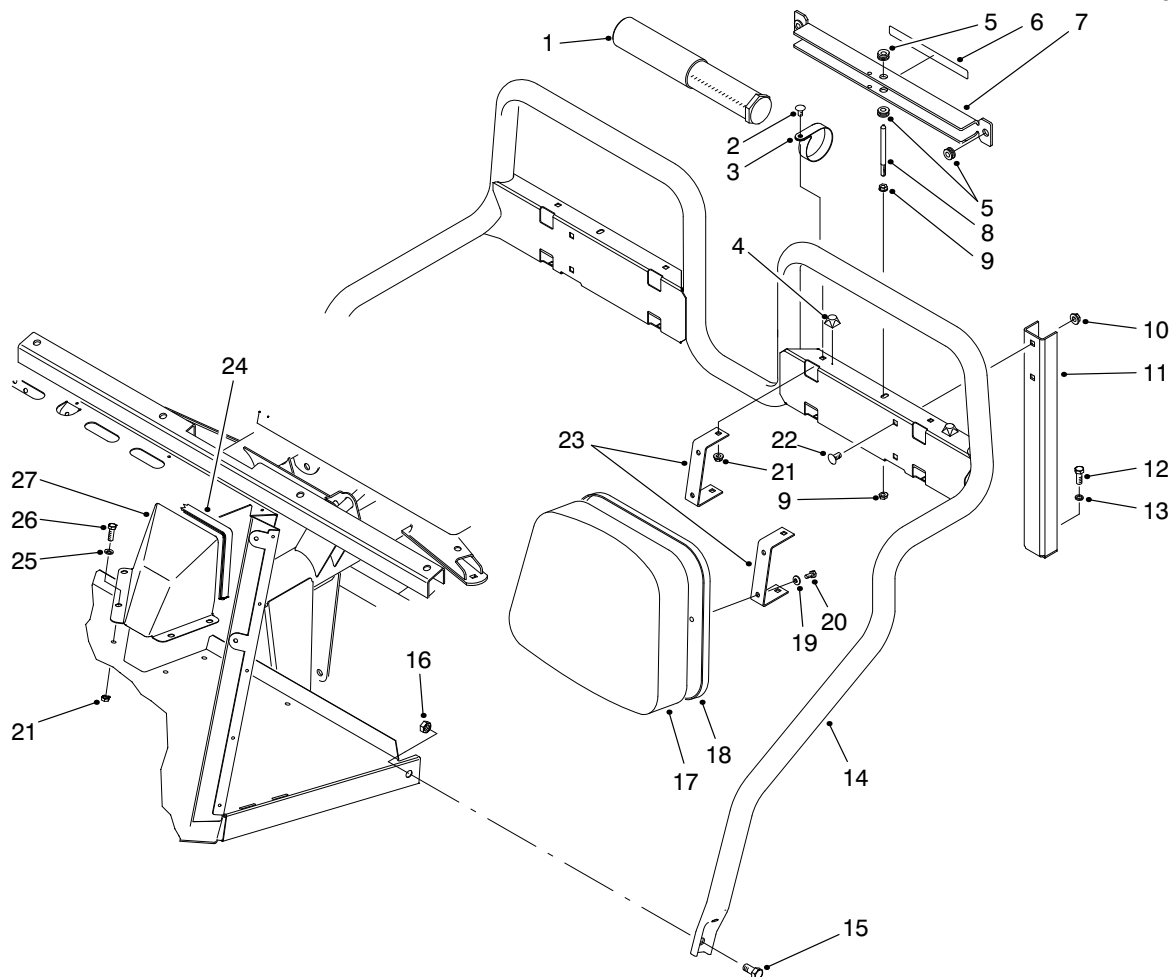


T-2622

SEAT BASE ASSEMBLY

Ref. No.	Part No.	Description	No. Used
23	94-1206	Decal - Quick Ref. (Japan)	1
24	87-9480	Fender - Front	2
25	3256-61	Washer - Flat	14

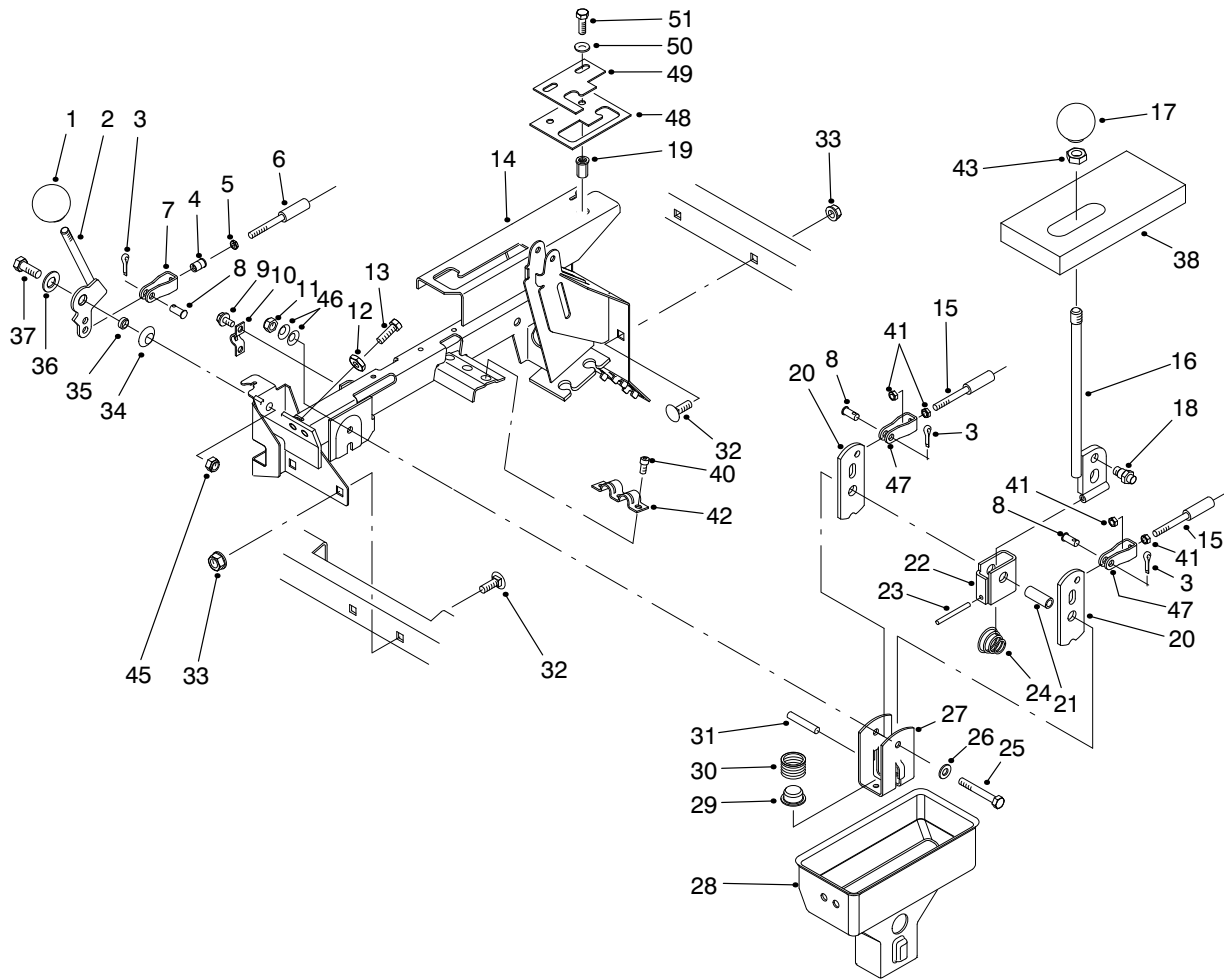
Ref. No.	Part No.	Description	No. Used
26	87-5920	Decal - Danger	1
26	93-9860	Decal - Danger (Europe)	1
26	92-6408	Decal - Danger (Japan)	1



T-2009-1

SEAT BACK ASSEMBLY

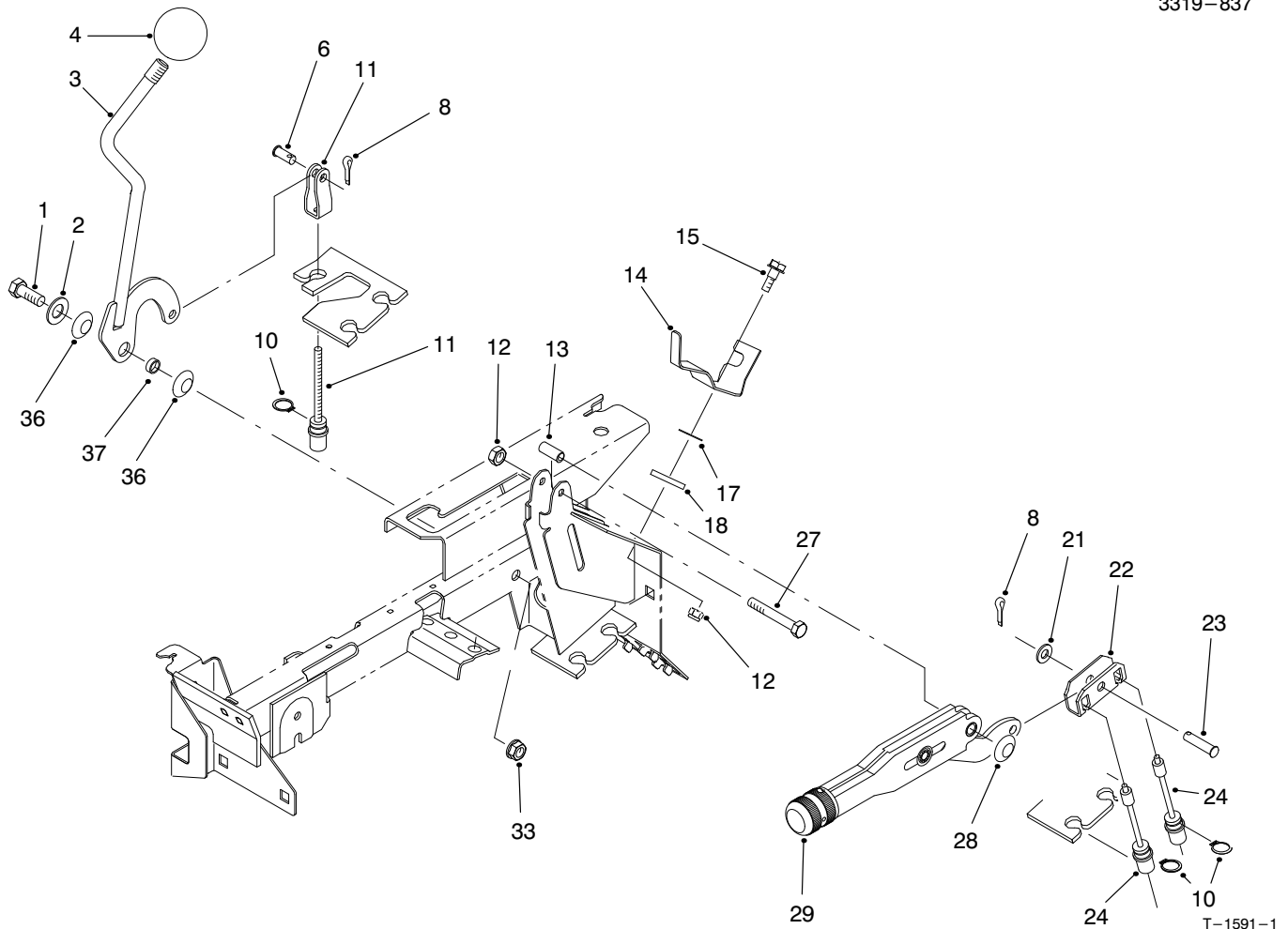
Ref. No.	Part No.	Description	No. Used	Ref. No.	Part No.	Description	No. Used
1	74-0720	Tube - Manual	1	13	3253-21	Washer - Lock	2
2	3230-18	Bolt - Carriage	8	14	87-6170	Frame - Seat	1
3	2412-133	Clamp - R	2	15	325-4	Screw - Cap Hex. Hd.	2
4	111071	Bumper	2	16	3296-23	Nut - Lock	2
5	92-5972	Grommet	4	17	87-6290	Cushion - Seat Back	2
6	87-7930	Decal - Danger	1	18	87-6280	Plate - Seat Back	2
6	93-9852	Decal - Danger (Europe)	1	19	3256-22	Washer - Flat	8
6	92-6415	Decal - Danger (Japan)	1	20	321-4	Screw - Cap Hex. Hd.	8
7	87-7950	Bed Support Assembly (Incl. Ref. #5 & 6)	1	21	32128-20	Nut - Flange Lock	12
8	87-7940	Stud	1	22	3231-21	Bolt - Carriage	4
9	32128-44	Nut - Flange Lock	2	23	87-6240	Bracket - Seat Back	4
10	3290-357	Nut - Flange Lock	4	24	87-9660	Trim	1
11	87-2510	Bracket - Seat Frame	2	25	3256-23	Washer - Flat	4
12	323-6	Screw - Cap Hex. Hd.	2	26	322-3	Screw - Cap Hex. Hd.	4
				27	87-9650	Cover - Steering Gear	4



T-2629

HI-LO & SHIFT LEVER ASSEMBLIES

Ref. No.	Part No.	Description	No. Used	Ref. No.	Part No.	Description	No. Used
1	233-37	Knob	1	25	322-12	Screw - Cap Hex. Hd.	1
2	87-4350	Lever - Hi-Lo	1	26	87-8640	Washer - Flat	1
3	3272-6	Pin - Cotter	3	27	87-3520	Clevis	1
4	32148-15	Insert - Threaded	1	28	87-2260	Boot - Shift Lower	1
5	3219-14	Nut	1	29	87-3530	Button - Shifter	1
6	93-7106	Hi-Lo Cable Assembly (Incl. Ref. #5)	1	30	87-3660	Spring - Compression	1
7	87-7160	Assembly - Clevis, Cable (Incl. Ref. #4)	1	31	3290-507	Pin - Dowel	1
8	283-62	Pin - Clevis	3	32	3231-21	Bolt - Carriage	4
9	32144-4	Screw - Hex. Washer Hd.	2	33	3290-357	Nut - Flange Lock	4
10	87-4340	Clamp - Cable	1	34	3290-221	Washer - Spring	1
11	3296-58	Nut - Lock	1	35	76-9100	Spacer - Hi-Lo Lever	1
12	3220-3	Nut - Jam	2	36	49-9150	Washer - Flat	1
13	3211-8	Screw - Cap Hex. Hd.	2	37	323-6	Screw - Cap Hex. Hd.	1
14	94-5202	Lever Support Assembly (Incl. Ref. #19)	1	38	87-6570	Foam - Seal	1
15	93-7105	Cable Assembly (Incl. Ref. #41)	2	40	65-5220	Screw - Hex. Socket Hd.	3
16	87-2040	Lever - Shift	1	41	3220-1	Nut - Jam	4
17	87-6720	Knob	1	42	87-4960	Clamp - Cable	1
18	87-3650	Pin - Shift	1	43	3218-18	Nut - Jam	1
19	32148-7	Nut - Clinch	2	45	3296-39	Nut - Lock	1
20	87-3540	Link - Shift	2	46	3290-456	Washer - Belleville	2
21	87-2520	Tube - Pivot	1	47	87-2310	Clevis - Cable	2
22	87-6040	Bracket - Shifter	1	48	87-4670	Plate Detent Lower (Model 07215TC)	1
23	32121-48	Pin - Roll	1	49	87-4680	Plate - Detent Upper (Model 07215TC)	1
24	87-2900	Spring - Compression	1	50	3256-23	Washer - Flat	2
				51	322-5	Screw - Cap Hex. Hd.	2

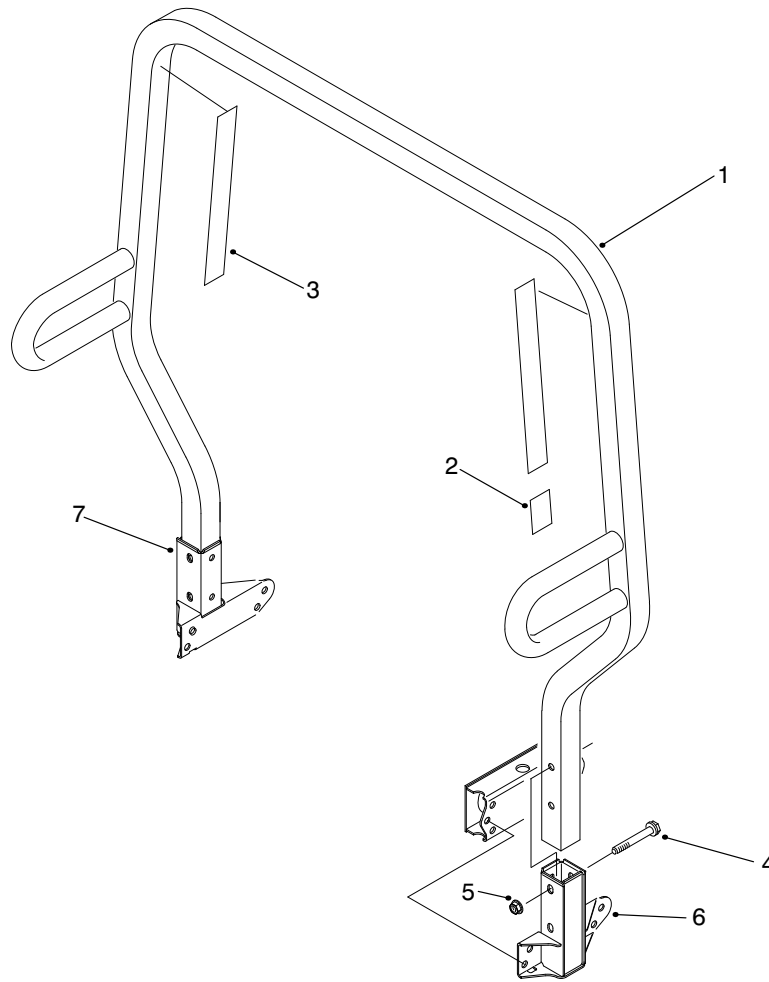


T-1591-1

DIFFERENTIAL LOCK & PARKING BRAKE ASSEMBLIES

Ref. No.	Part No.	Description	No. Used
1	323-6	Screw - Cap Hex. Hd.	1
2	49-9150	Washer - Flat	1
3	87-5030	Lever - Differential Lock	1
4	233-48	Knob	1
6	283-62	Pin - Clevis	1
8	3272-6	Pin - Cotter	1
10	32120-47	Ring - Retaining	3
11	87-4460	Differential Lock Cable	1
12	3296-42	Nut - Lock	1
13	87-4710	Spacer - Barking Brake	1
14	87-6640	Lever - Dump Stop	1
15	42-3560	Screw - Shoulder	1

Ref. No.	Part No.	Description	No. Used
17	3290-478	Washer - Belleville	1
18	71-5320	Washer - Flat	1
21	3256-23	Washer - Flat	1
22	87-3480	Plate - Brake Equalizer	1
23	94-3829	Pin - Clevis	1
24	87-8240	Cable - Parking Brake	2
27	321-9	Screw - Cap Hex. Hd.	1
28	3290-477	Washer - Curved	1
29	87-2710	Lever - Parking Brake	1
33	3296-39	Nut - Lock	1
36	3290-221	Washer - Spring	2
37	76-2290	Spacer	1

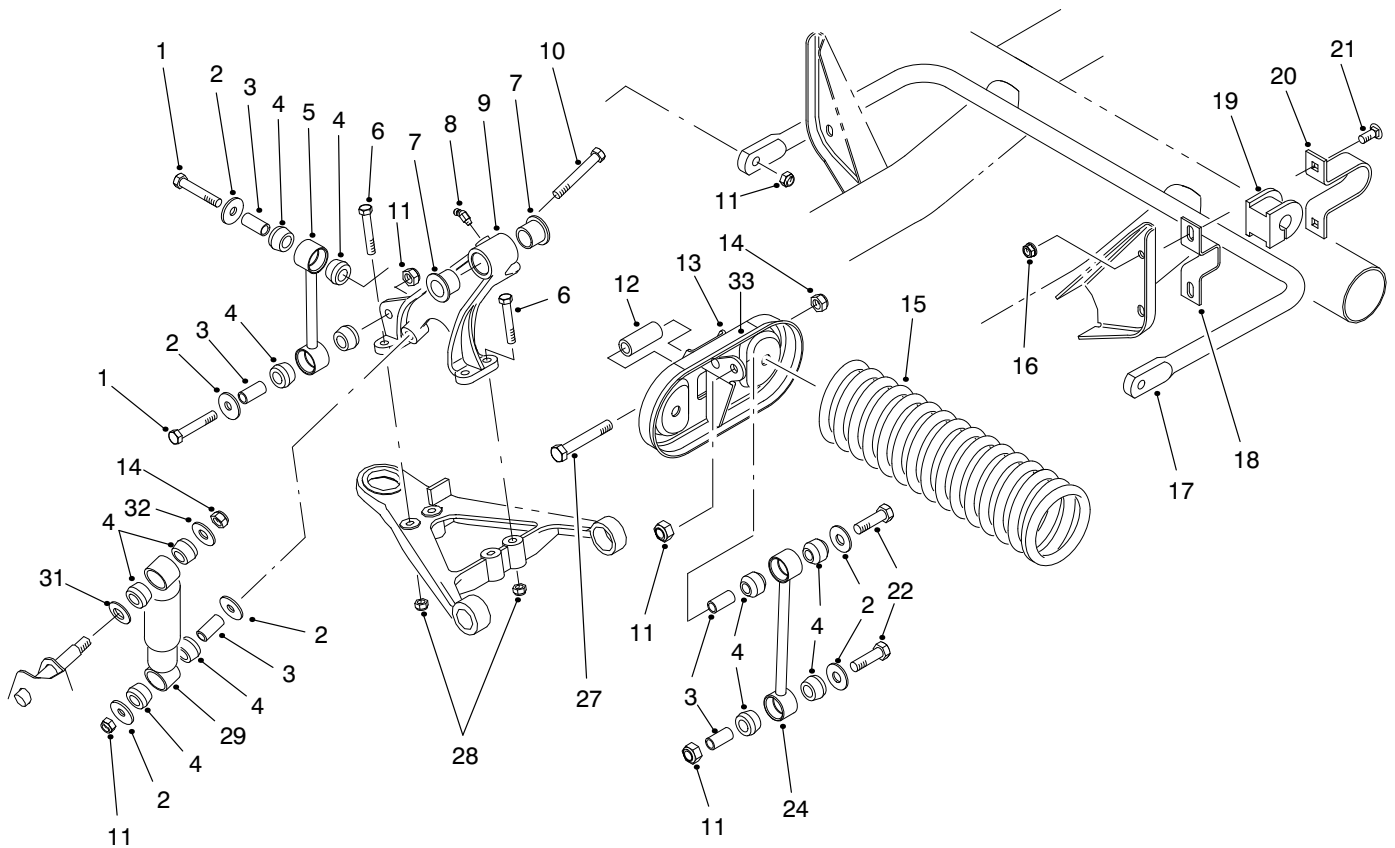


T-1592-1

R.O.P.S. ASSEMBLY

Ref. No.	Part No.	Description	No. Used
1	87-7090	Assembly - Frame, R.O.P.S. (Incl. Ref. #2 & 3)	1
2	87-5940	Decal - Rollover	1
2	93-9850	Decal - Rollover (Europe)	1
2	92-5388	Decal - Rollover (Japan)	1

Ref. No.	Part No.	Description	No. Used
3	87-5980	Decal - ROPS	2
3	93-9859	Decal - ROPS (Europe)	2
3	92-5381	Decal - ROPS (Japan)	2
4	3234-40	Screw - Hex. Flange Hd.	4
5	32128-23	Nut - Flange Lock	4
6	87-6950	Receiver - LH	1
7	87-6960	Receiver - RH	1

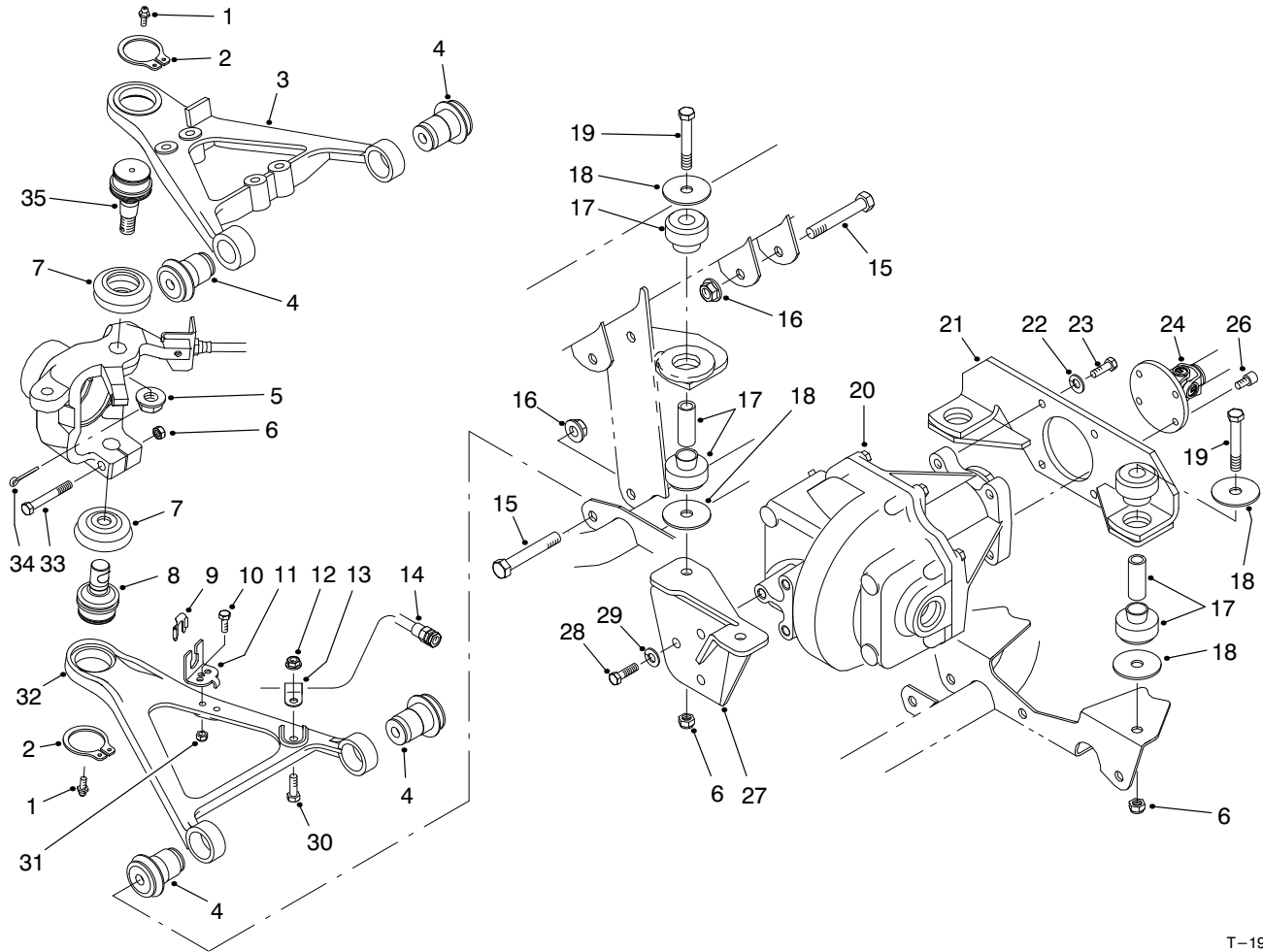


T-1593-1

FRONT SUSPENSION ASSEMBLY

Ref. No.	Part No.	Description	No. Used	Ref. No.	Part No.	Description	No. Used
1	324-10	Screw - Cap Hex. Hd.	4	16	3290-357	Nut - Flange Lock	4
2	87-5330	Washer	8	17	87-3850	Bar - Anti-Sway	1
3	87-3600	Spacer	10	18	87-3890	Bracket - Anti-Sway Bar	2
4	87-3920	Bushing - Rubber	16	19	87-3910	Bushing - Anti-Sway Bar	2
5	87-3860	Link - Anti-Sway Bar	2	20	87-4010	Clamp - Anti-Sway Bar	2
6	323-12	Screw - Cap Hex. Hd.	8	21	3231-3	Bolt - Carriage	4
7	33-3090	Bushing - Flange	4	22	324-9	Screw - Cap Hex. Hd.	4
8	302-11	Fitting - Grease	1	24	87-2480	Link - Stabilizer	2
9	87-0150	Tower - Control Arm RH	1	27	325-13	Screw - Cap Hex. Hd.	4
*	87-0160	Tower - Control Arm LH	1	28	3296-39	Nut - Lock	8
10	324-13	Screw - Cap Hex. Hd.	2	29	87-3110	Absorber - Shock	2
11	3296-48	Nut - Lock	10	31	3256-27	Washer - Flat	2
12	87-2500	Sleeve - Spring Pivot	2	32	3256-6	Washer - Flat	2
13	87-7150	Assembly - Cradle, Spring (Incl. Ref. #33)	2	33	44-0760	Decal - Warning	2
14	3296-23	Nut - Lock	4	33	93-9879	Decal - Warning (Europe)	2
15	87-0690	Spring - Compression	2	33	92-6493	Decal - Warning (Japan)	2

*Not Illustrated



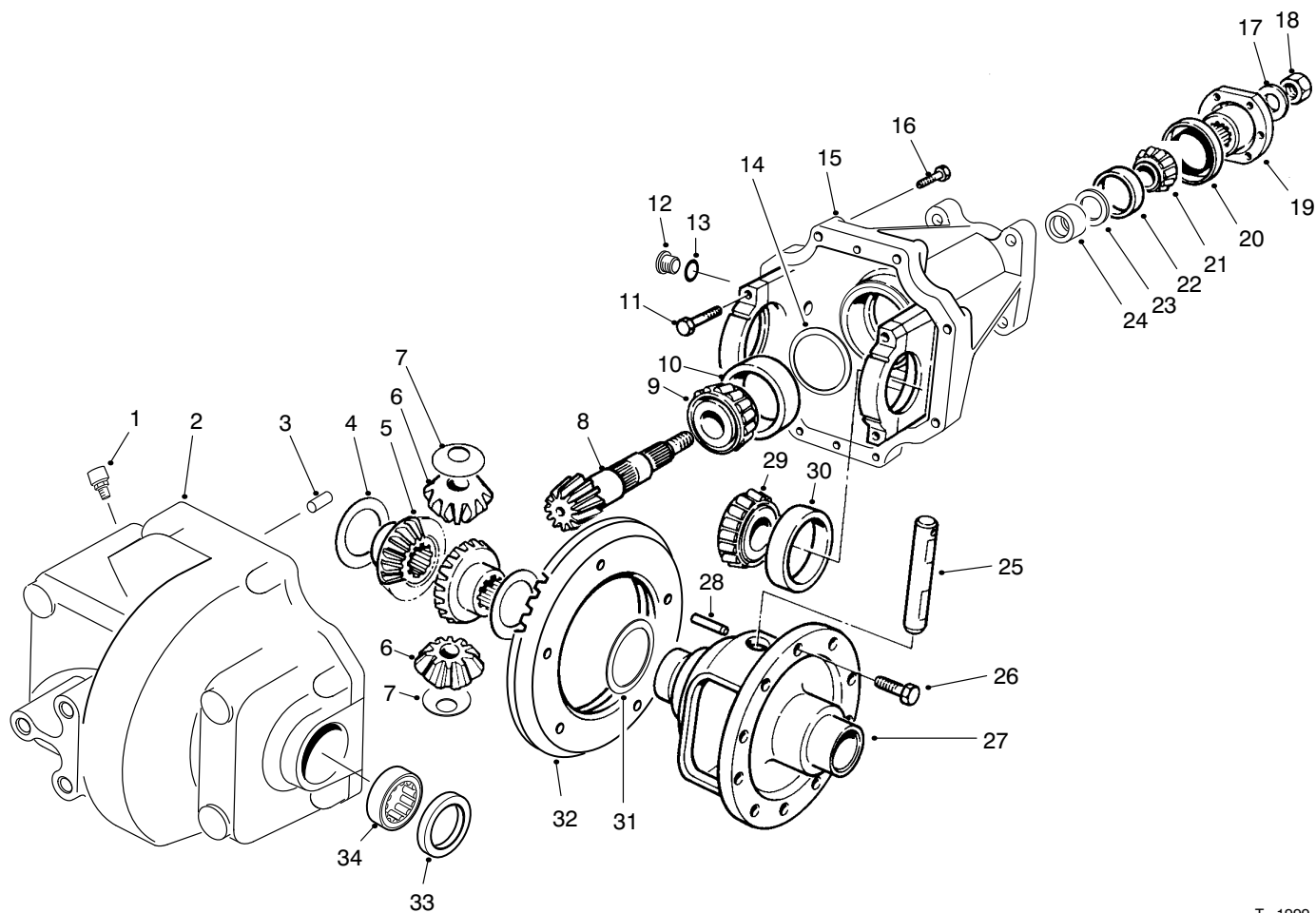
T-1991-1

FRONT SUSPENSION CONTROL ARM ASSEMBLY

Ref. No.	Part No.	Description	No. Used
1	302-5	Fitting - Grease	4
2	32151-104	Ring - Retaining	4
3	93-7135	Arm - Control Upper RH	1
*	93-7133	Arm - Control Upper LH	1
4	87-1450	Bushing - Flange	8
5	32136-2	Nut - Hex. Slotted	2
6	3296-48	Nut - Lock	6
7	87-2420	Seal - Ball Joint	4
8	93-7052	Joint - Lower Ball	2
9	87-3580	Retainer	2
10	321-6	Screw - Cap Hex. Hd.	2
11	93-7070	Bracket - Brake Hose	2
12	32128-20	Nut - Lock	2
13	2412-10	Clamp - R	2
14	93-7059	Hose - Brake Front	2
15	325-13	Screw - Cap Hex. Hd.	8
16	3296-23	Nut - Hex.	8
17	87-4970	Engine Mount Assembly	4

Ref. No.	Part No.	Description	No. Used
18	87-5100	Washer - Snubbing	8
19	324-12	Screw - Cap Hex. Hd.	4
20	93-7054	Front Differential Assembly	1
21	93-7074	Mount - Differential Rear	1
22	3253-21	Washer - Lock	4
23	323-7	Screw - Cap Hex. Hd.	4
24	93-7116	Differential Driveshaft Assy.	1
26	3274-97	Screw - Socket Hex. Hd.	6
27	93-7118	Bracket - Differential Front	1
28	324-5	Screw - Cap Hex. Hd.	3
29	3253-6	Washer - Lock	3
30	322-5	Screw - Cap Hex. Hd.	2
31	3296-42	Nut - Lock	2
32	87-0210	Arm - Control Lower RH	1
*	87-0220	Arm - Control Lower LH	1
33	324-11	Screw - Cap Hex. Hd.	2
34	3272-11	Pin - Cotter	2
35	87-1430	Joint - Upper Ball	2

*Not Illustrated

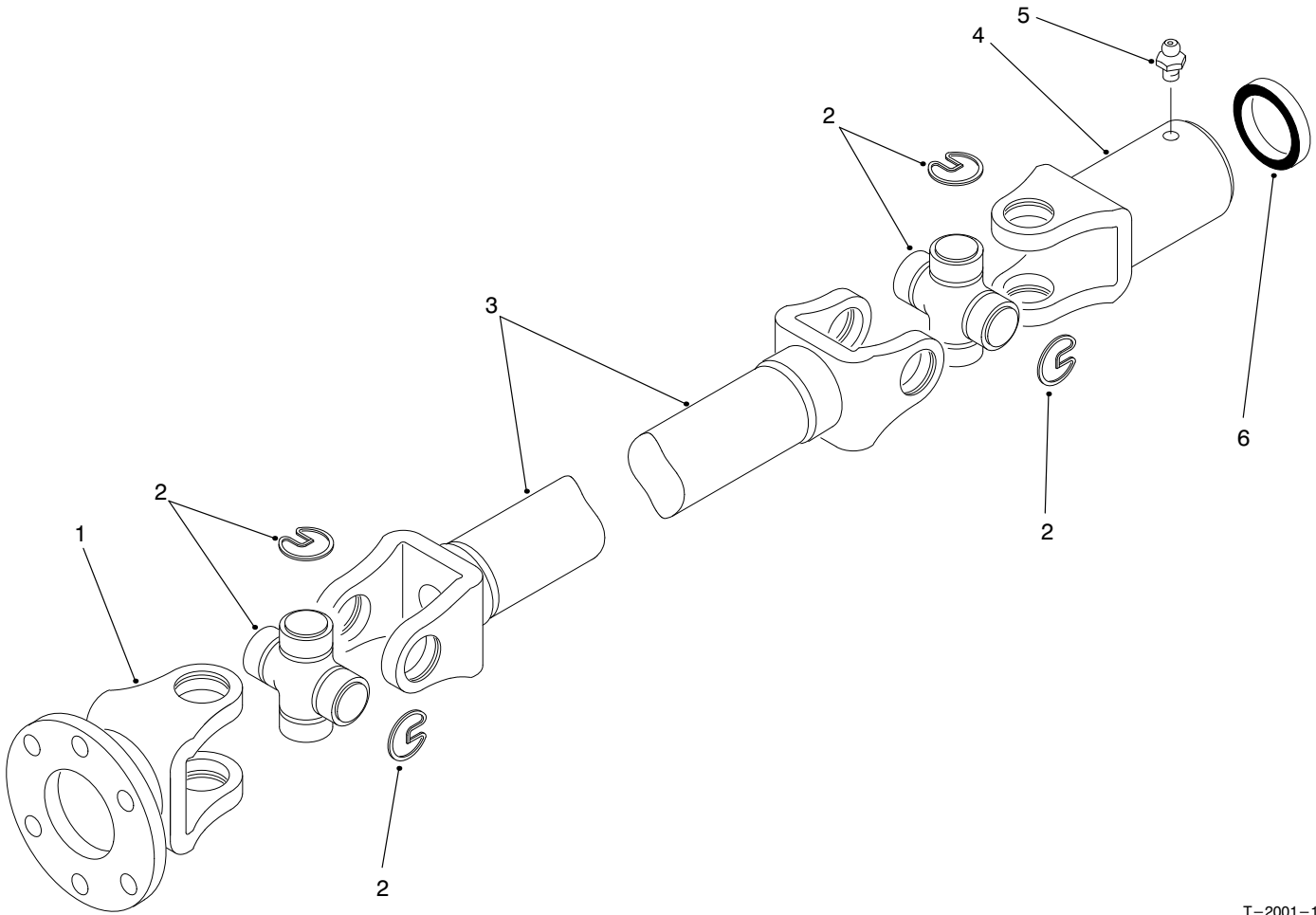


T-1999-1

FRONT DIFFERENTIAL ASSEMBLY NO. 93-7054

Ref. No.	Part No.	Description	No. Used	Ref. No.	Part No.	Description	No. Used
1	93-8910	Vent	1	20	71-4330	Seal - Oil	1
2	93-8908	Housing - Front	1	21	93-8904	Shim - .003"	A/R
3	21-8270	Pin - Alignment	2	*	93-8905	Shim - .005"	A/R
4	21-7720	Washer - Thrust	2	*	93-8906	Shim - .010"	A/R
5	93-8911	Gear - Bevel Side	2	*	93-8907	Shim - .030"	A/R
6	21-7690	Gear - Pinion	2	22	264-91	Cone - Bearing	1
7	21-7730	Washer - Thrust	2	23	254-90	Cup - Bearing	1
8	93-3618	Pinion & Ring Gear Assy. (Incl. Ref. #32)	1	24	93-8902	Spacer - Bearing	1
9	43-6760	Cone - Bearing	1	25	21-7700	Shaft - Pinion	1
10	43-6750	Cup - Bearing	1	26	21-7770	Screw - Cap Hex. Hd.	5
11	92-1773	Screw - Cap Hex. Hd.	4	27	21-7670	Case - Differential	1
12	93-8916	Plug Assembly (Incl. Ref. #13)	2	28	32121-15	Pin - Roll	1
13	237-79	Seal - O-Ring	2	29	254-65	Cone - Bearing	2
14	43-6710	Shim - .003"	A/R	30	254-66	Cup - Bearing	2
*	43-6711	Shim - .005"	A/R	31	21-8090	Shim - .003"	A/R
*	43-6712	Shim - .010"	A/R	*	21-8100	Shim - .005"	A/R
*	43-6713	Shim - .030"	A/R	*	21-8110	Shim - .010"	A/R
15	93-8900	Carrier Assembly (Incl. Ref. #11)	1	*	21-8120	Shim - .030"	A/R
16	93-8909	Screw - Cap Hex. Hd.	8	32		Gear - Ring	1
17	71-4340	Washer	1	33	93-8918	Seal - Oil	2
18	71-4350	Nut - Lock	1	34	93-8917	Bearing - Needle	2
19	93-8903	Flange	1	*	93-8901	Differential Case Assembly (Incl. Ref. #4-7, 25, 27 & 28)	1

*Not Illustrated



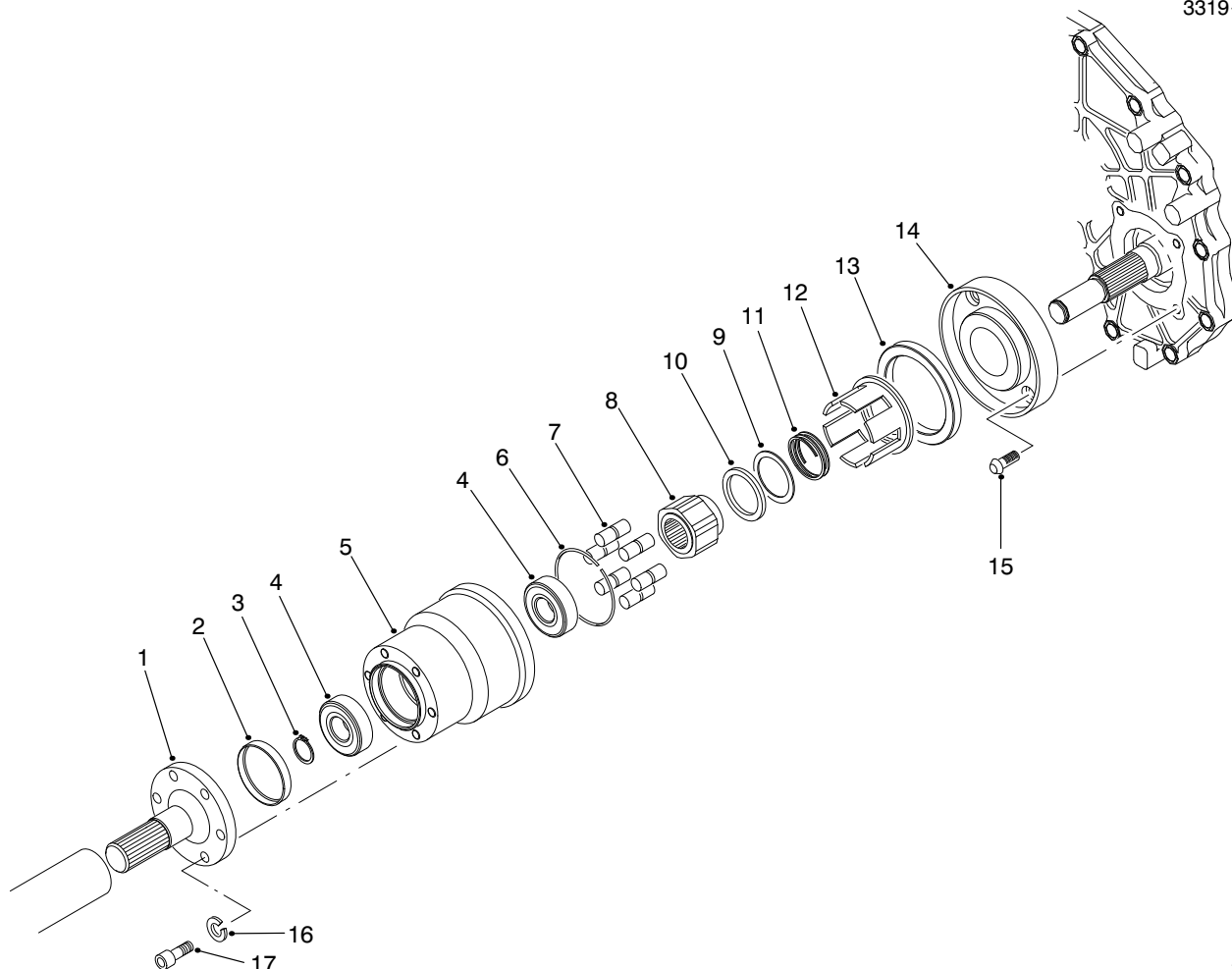
T-2001-1

DIFFERENTIAL DRIVESHAFT ASSEMBLY NO. 93-7116

Ref. No.	Part No.	Description	No. Used
1	92-4193	Yoke - Flange	1
2	54-9180	Cross & Bearing Kit	2
3	92-4194	Yoke - Tube	1
4	92-4195	Slip Yoke Assembly (Incl. Ref. #5)	1

Ref. No.	Part No.	Description	No. Used
5	302-11	Fitting - Grease	1
6	92-4196	Seal	1
*	93-7116	Driveshaft Assembly (Incl. Ref. #1-6)	1

*Not Illustrated

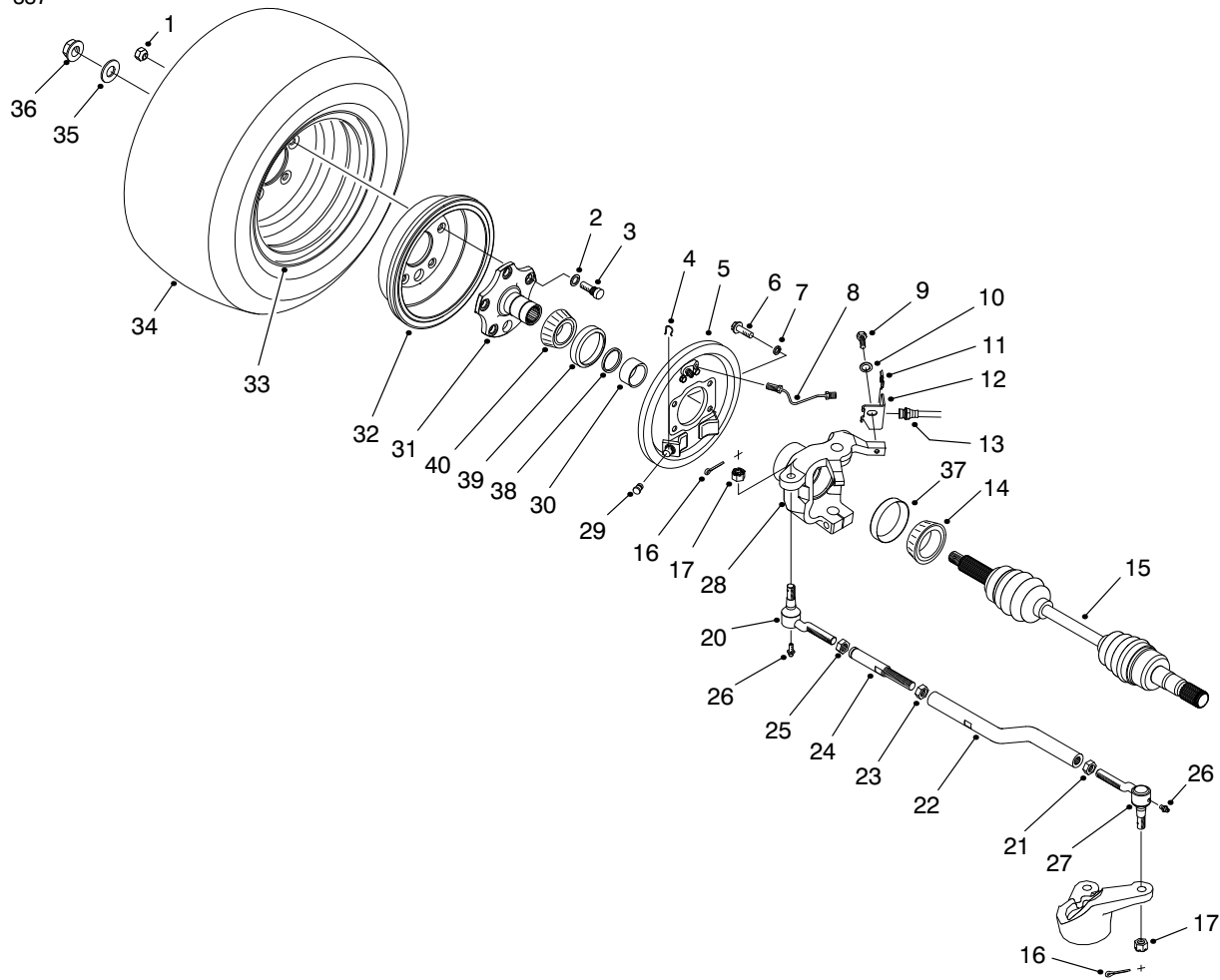


T-1993-1

BIDIRECTIONAL CLUTCH ASSEMBLY

Ref. No.	Part No.	Description	No. Used	Ref. No.	Part No.	Description	No. Used
1	87-9840	Shaft - Clutch	1	11	93-8923	Spring	1
2	87-9220	Plug - Seal	1	12	93-8921	Cage	1
3	87-9370	Ring - Retaining	1	13	87-9360	Seal - Oil	1
4	251-8	Bearing - Ball	2	14	93-7117	Plate - Adaptor	1
5	93-8920	Housing & Race	1	15	3274-96	Screw	4
6	93-8922	Spring - Garter	1	16	3253-4	Washer - Lock	6
7	93-8925	Roller	6	17	3274-97	Screw - Hex. Socket Hd.	6
8	93-8924	Cam	1	*	93-7115	Bidirectional Clutch Assembly (Incl. Ref. #5-12)	1
9	93-8929	Washer - Thrust	1				
10	93-8919	Bearing - Thrust	1				

*Not Illustrated



T-1992-3

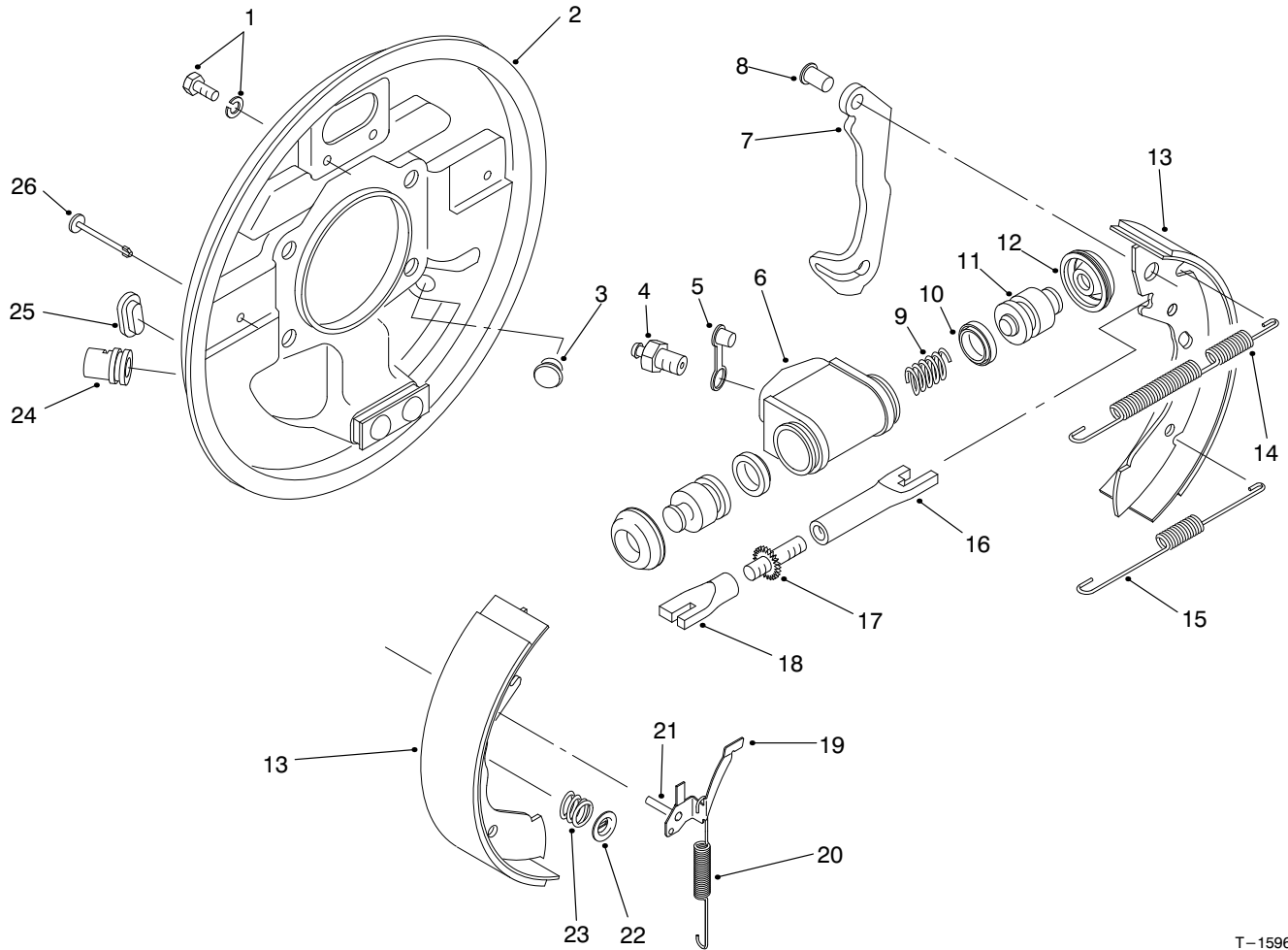
FRONT WHEEL ASSEMBLY

Ref. No.	Part No.	Description	No. Used
1	23-7270	Nut - Lug	10
2	3253-6	Washer - Lock	10
3	87-2080	Screw - Cap Hex. Hd.	10
4	87-3310	Clip - Brake Cable	2
5	87-9170	Brake Assembly RH	1
*	87-9180	Brake Assembly LH	1
6	323-6	Screw - Cap Hex. Hd.	8
7	3253-21	Washer - Lock	8
8	93-7080	Tube - Brake RH	1
*	93-7079	Tube - Brake LH	1
9	323-4	Screw - Cap Hex. Hd.	2
10	3256-24	Washer - Flat	2
11	87-3580	Retainer	2
12	93-7071	Bracket - Brake Hose RH	1
*	93-7058	Bracket - Brake Hose LH	1
13	93-7059	Hose - Brake Front	2
†14		Cone - Bearing	1
15	93-7078	Constant Velocity Joint Assy.	2
16	3272-12	Pin - Cotter	4
17	32136-3	Nut - Hex. Slotted	4
20	94-3804	Tie Rod End Assembly (Left Hand Threaded) (Incl. Ref. #16-17 & 26)	2
21	3218-21	Nut - Jam (Left Hand Threaded)	2
22	93-7056	Rod - Tie RH	1

Ref. No.	Part No.	Description	No. Used
*	93-7057	Rod - Tie LH	1
23	3220-7	Nut - Jam	1
24	93-7055	Turnbuckle	1
25	3220-11	Nut - Jam	2
26	302-5	Fitting - Grease	4
27	94-3803	Tie Rod End Assembly (Incl. Ref. #16-17 & 26)	2
28	87-9600	Housing - Axle RH	1
*	87-9620	Housing - Axle LH	1
29	87-3450	Plug	2
30	87-9210	Spacer	2
31	87-9190	Stub - Axle	2
32	93-7128	Drum - Brake	2
33	87-5720	Rim	2
34	94-5261	Tire	2
*	94-5236	Tire (Optional) (Off Road Use Only)	2
35	87-3060	Washer - Flat	2
36	32128-53	Nut - Flange Lock	2
†37		Cup - Bearing	1
†38		Spacer	1
†39		Cup - Bearing	1
†40		Cone - Bearing	1
*	87-9200	Bearing - Matched Set Use 1 set per wheel (Incl. Ref. #14 & 37-40)	2

*Not Illustrated

†Not Serviced Separately

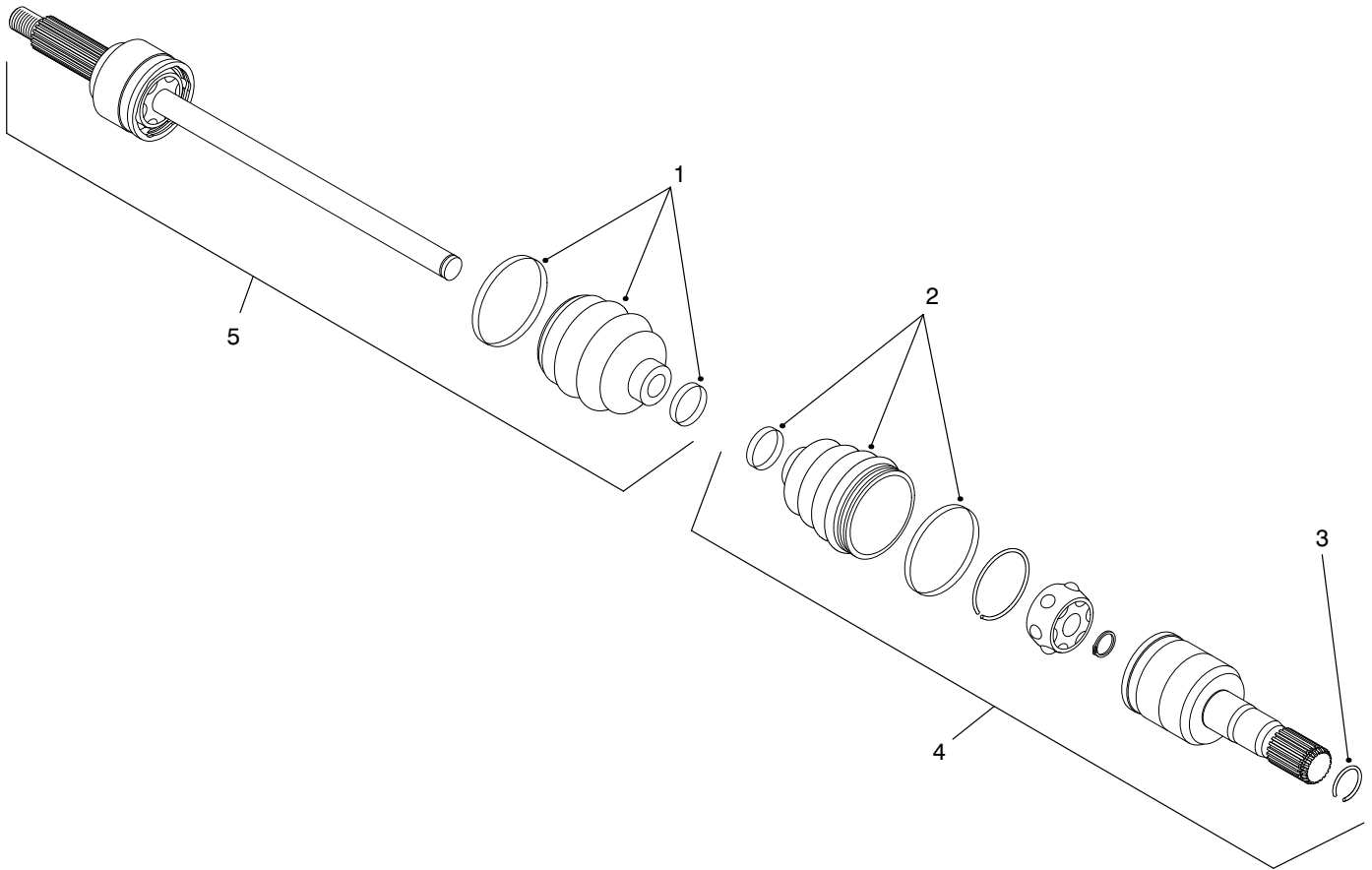


T-1596-1

FRONT BRAKE ASSEMBLY

Ref. No.	Part No.	Description	No. Used	Ref. No.	Part No.	Description	No. Used
1	92-4135	Set Bolt	2	19	92-4123	Assembly - Pawl LH (Incl. Ref. #21)	1
2	92-4136	Backplate Assembly LH (Incl. Ref. #24)	1	*	92-4124	Assembly - Pawl RH (Incl. Ref. #21)	1
*	92-4100	Backplate Assembly RH (Incl. Ref. #24)	1	20	92-4150	Spring - Adjuster, LH	1
3	92-4146	Plug	1	*	92-4157	Spring - Adjuster, RH	1
4	92-4113	Screw - Bleed	1	21		Pin - Pawl	1
5	92-4114	Cap - Bleed Screw	1	22	92-4131	Washer - Hold Down	2
6		Body	1	23	92-4152	Spring - Hold Down	2
7		Lever - Operating LH/RH	1	24		Guide - Pipe	1
8		Pin	1	25	92-4134	Plug - Inspection	1
9		Spring	1	26	92-4133	Pin - Hold Down	2
10		Seal - 'L' Type	2	*	92-4144	Assembly - Adjuster LH (Incl. Ref. #16-18)	1
11		Piston	2	*	92-4145	Assembly - Adjuster RH (Incl. Ref. #16-18)	1
12		Cover - Dust	2	*	92-4117	Assy. - Wheel Cylinder LH (Incl. Ref. #4-6 & 9-12)	1
13	92-4143	Shoe & Lining Set (Incl. Ref. #7 & 8)	1	*	92-4118	Assy. - Wheel Cylinder RH (Incl. Ref. #4-6 & 9-12)	1
14	92-4147	Spring - Shoe, Upper LH	1	*	92-4119	Kit - Seal (Incl. Ref. #10 & 12)	1
*	92-4148	Spring - Shoe, Upper RH	1	*	87-9170	Front Brake Assembly - RH (Complete)	1
15	92-4149	Spring - Shoe, Lower	1	*	87-9180	Front Brake Assembly - LH (Complete)	1
16		Pushrod - Female LH	1				
*		Pushrod - Female RH	1				
17		Bolt - Adjuster	1				
18		Sleeve - Adjuster	1				

*Not Illustrated

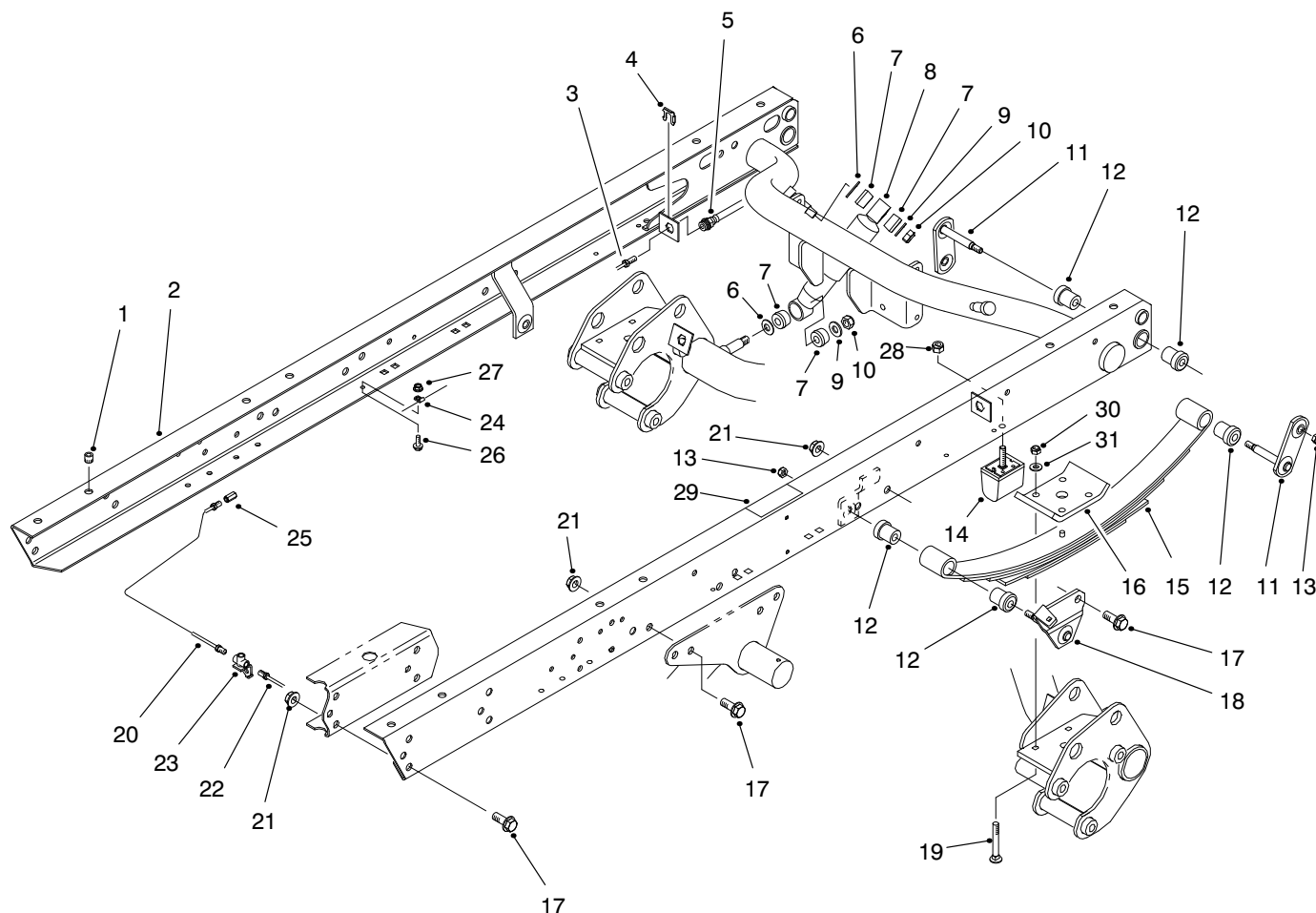


T-2111-1

CONSTANT VELOCITY (CV) JOINT ASSEMBLY NO. 93-7078

Ref. No.	Part No.	Description	No. Used
1	93-8982	Boot Kit - Outboard	1
2	93-8983	Boot Kit - Inboard	1
3	93-8985	Clip - Circular	1

Ref. No.	Part No.	Description	No. Used
4	93-8984	Joint Assembly - Inboard	1
5	93-8981	Joint & Shaft - Outboard	1

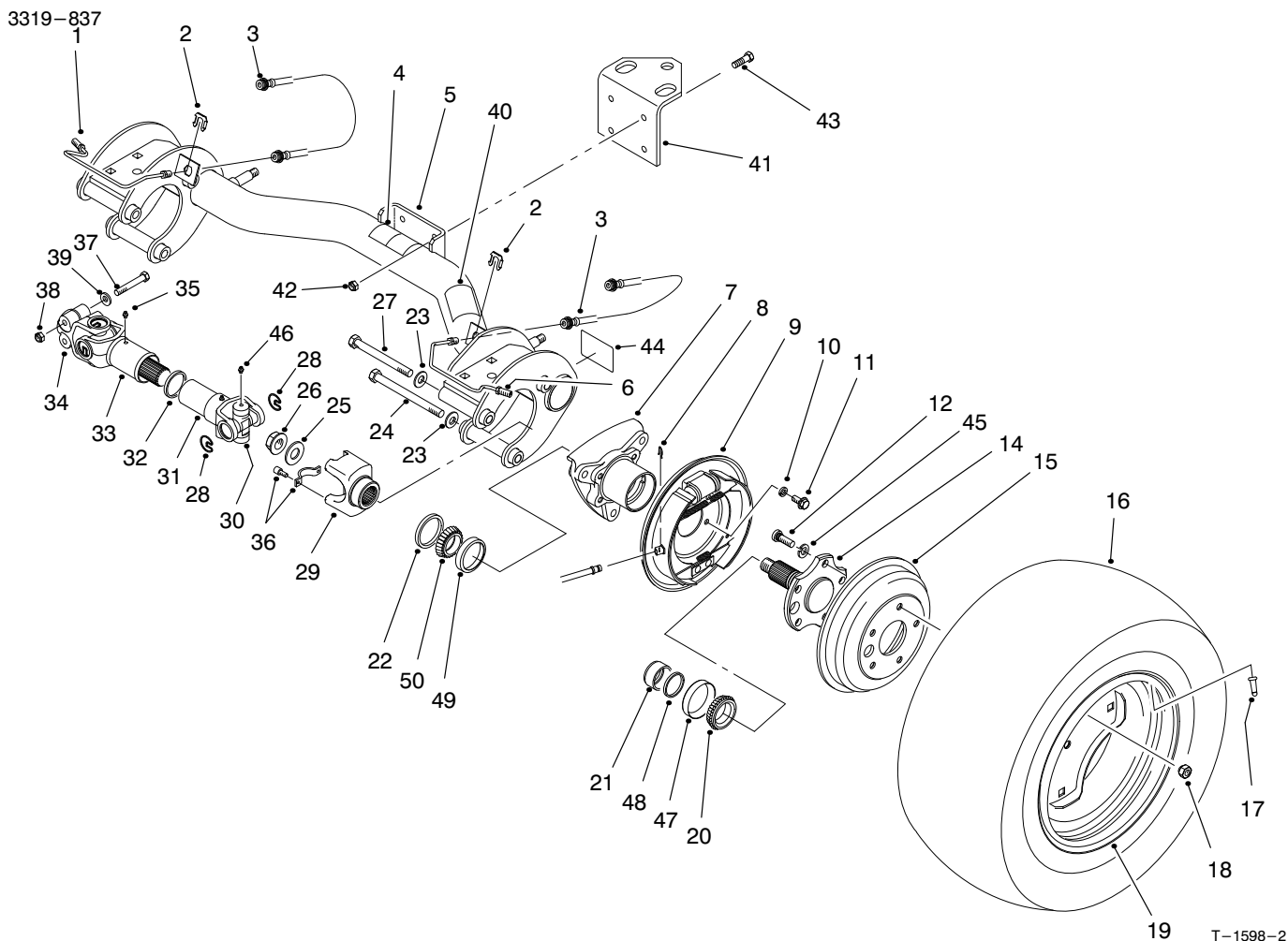


T-1778-1

REAR FRAME ASSEMBLY

Ref. No.	Part No.	Description	No. Used	Ref. No.	Part No.	Description	No. Used
1	32148-9	Insert - Threaded	8	18	87-3960	Mount - Spring LH	1
2	87-8440	Assembly - Rear Frame (Incl. Ref. #1 & 32)	1	*	87-3940	Mount - Spring RH	1
3	94-3846	Tube - Brake RH	1	19	3232-17	Bolt - Carriage	8
4	87-3580	Retainer	2	20	94-3845	Tube - Hydraulic	1
5	87-4100	Hose - Brake	2	21	32128-23	Nut - Flange Lock	24
6	3256-27	Washer - Flat	4	22	94-3843	Tube - Brake LH	1
7	87-3920	Bushing - Rubber	8	23	87-3560	Tee - Brake Tube	1
8	87-3110	Shock Absorber	2	24	2412-149	Clamp - Tube	4
9	3256-6	Washer - Flat	4	25	87-3570	Union - Brake Line	1
10	3296-23	Nut - Lock	4	26	321-4	Screw - Hex. Flange Hd.	4
11	87-3980	Shackle - Spring	4	27	32128-33	Nut - Flange Lock	4
12	87-4760	Bushing	12	28	48-9520	Nut - Lock	2
13	3296-39	Nut - Lock	6	29	66-6840	Decal - Caution	2
14	87-3470	Bumper - Spring	2	29	93-8071	Decal - Caution (Europe)	2
15	87-1490	Spring - Leaf	2	29	92-6479	Decal - Caution (Japan)	2
16	87-7470	Plate - Clamp	2	30	3296-76	Nut - Lock	8
17	3234-38	Screw - Hex. Flange Hd.	24	31	87-7480	Washer - Flat	8

*Not Illustrated



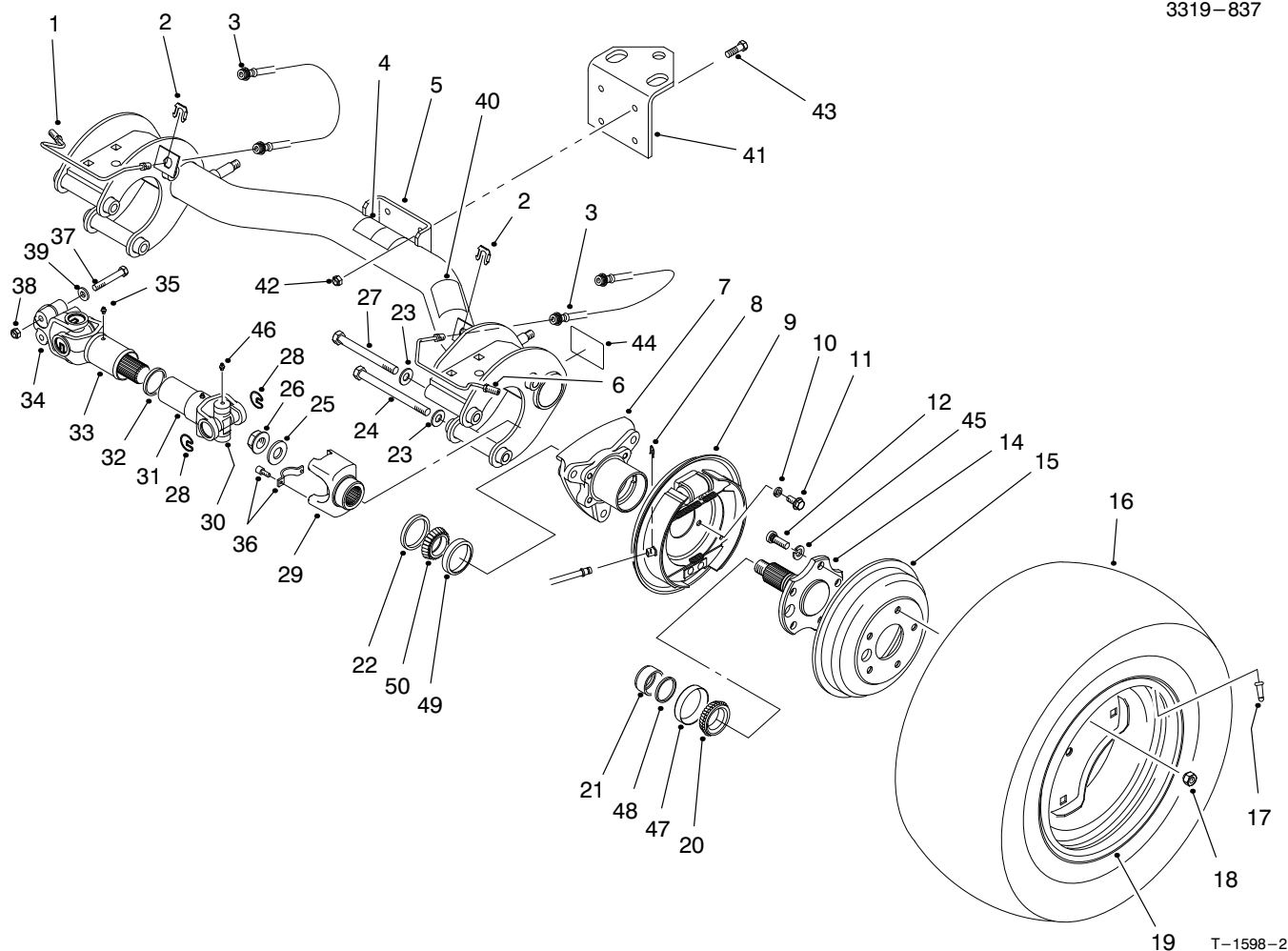
REAR AXLE ASSEMBLY

Ref. No.	Part No.	Description	No. Used
1	87-4090	Tube - Brake RH	1
2	87-3580	Retainer - Brake Hose	2
3	87-4100	Hose - Brake	2
4	87-6060	Decal - ATF	1
4	93-9442	Decal - ATF (Europe)	1
4	92-5473	Decal - ATF (Japan)	1
5	87-7110	Assembly - Axle, Rear (Incl. Ref. #4, 40 & 44)	1
6	87-4080	Tube - Brake LH	1
7	87-2240	Housing - Axle	2
8	87-3310	Clip - Brake Cable	2
9	93-7126	Brake Assembly LH	1
*	93-7125	Brake Assembly RH	1
10	3253-21	Washer - Lock	8
11	323-6	Screw - Cap Hex. Hd.	8
12	87-2080	Stud - Drive	10
14	93-7090	Stub - Axle	2
15	93-7128	Drum - Brake	2
16	87-6740	Tire - Rear 24"	2
17	232-27	Valve - Stem	2
18	23-7270	Nut - Lug	10
19	87-6750	Rim - Rear 24"	2
†20		Cone - Bearing	1
21	87-4060	Spacer - Bearing	2
22	87-3590	Seal - Bearing	2
23	87-7270	Washer - Flat	6

Ref. No.	Part No.	Description	No. Used
24	325-20	Screw - Cap Hex. Hd.	5
25	87-3060	Washer - Flat	2
26	32128-53	Nut - Flange Lock	2
27	325-19	Screw - Cap Hex. Hd.	1
28	92-4188	Ring - Snap	12
29	92-4190	Yoke - End	2
30	92-4187	Cross & Bearing Kit	4
31	92-4182	Yoke & Hub	2
32	92-4180	Seal	2
33	92-4179	Yoke, Shaft & Seal Tube	2
34	98-2940	Yoke - Double Clamp	2
35	302-5	Fitting - Grease	4
36	92-4189	Strap & Bolt Kit	2
37	98-2939	Screw - Cap Hex. Hd.	4
38	32128-36	Nut - Lock	4
39	80-6990	Washer	4
40	87-5990	Decal - PTO	1
40	93-9862	Decal - PTO (Europe)	1
40	92-5367	Decal - PTO (Japan)	1
41	92-5951	Angle - Hitch	1
42	3296-39	Nut - Lock	4
43	323-7	Screw - Cap Hex. Hd.	4
44	87-9080	Decal - Grease	2
44	93-9449	Decal - Grease (Europe)	2
44	92-6444	Decal - Grease (Japan)	2
45	3253-6	Washer - Lock	10

*Not Illustrated

†Not Serviced Separately

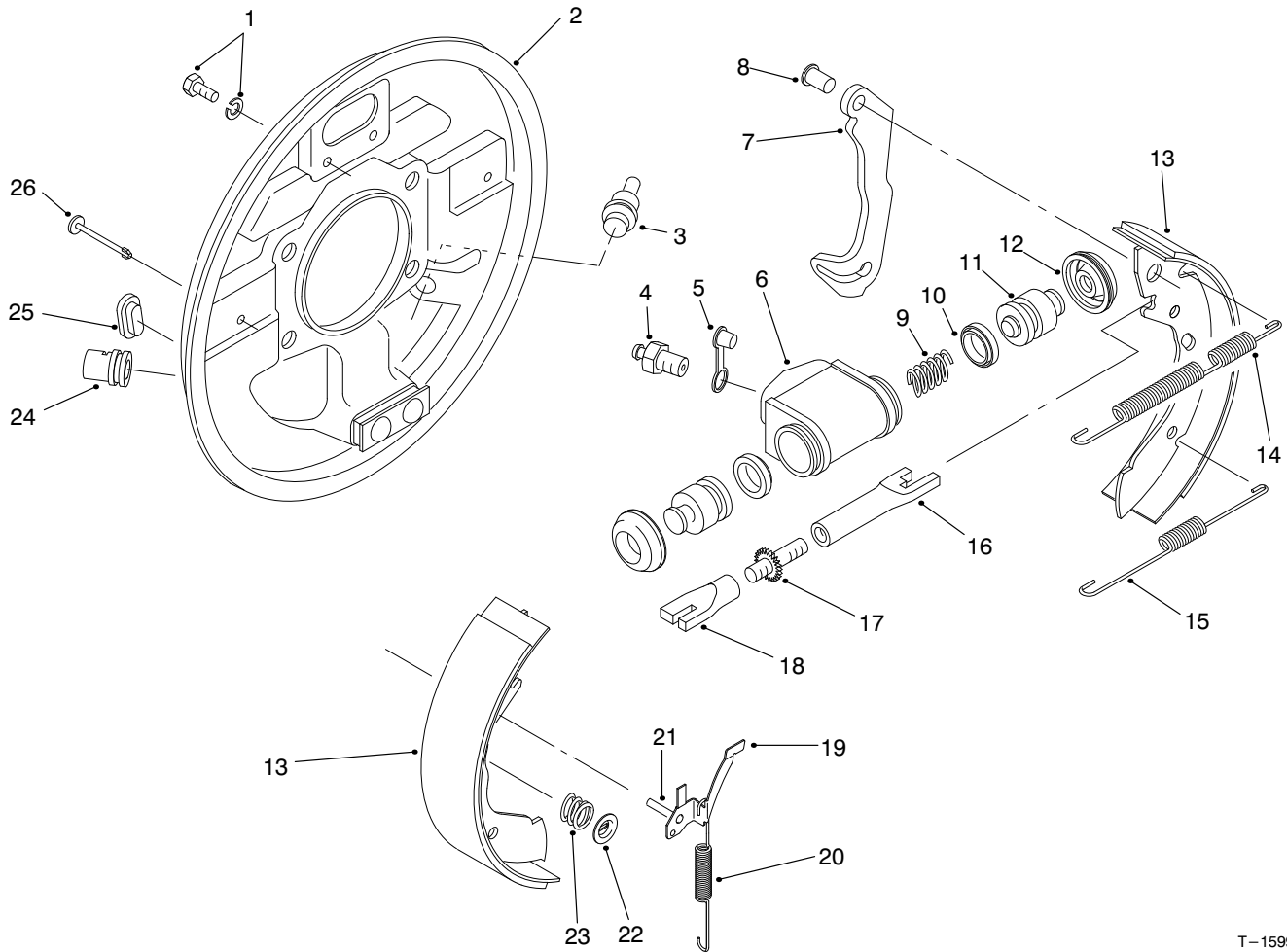


REAR AXLE ASSEMBLY (Continued)

Ref. No.	Part No.	Description	No. Used	Ref. No.	Part No.	Description	No. Used
46	302-58	Fitting - Grease	16	*	87-5370	Rear Tire & Wheel Assembly (24")	2
†47		Cup - Bearing	1	*	87-1970	Bearing - Matched Set Use 1 set per wheel (Incl. Ref. #20 & 47-50)	2
†48		Spacer	1				
†49		Cup - Bearing	1				
†50		Cone - Bearing	1				
*	98-2918	Driveshaft Assembly (Incl. Ref. #28, 30-35 & 46)	2				

*Not Illustrated

†Not Serviced Separately

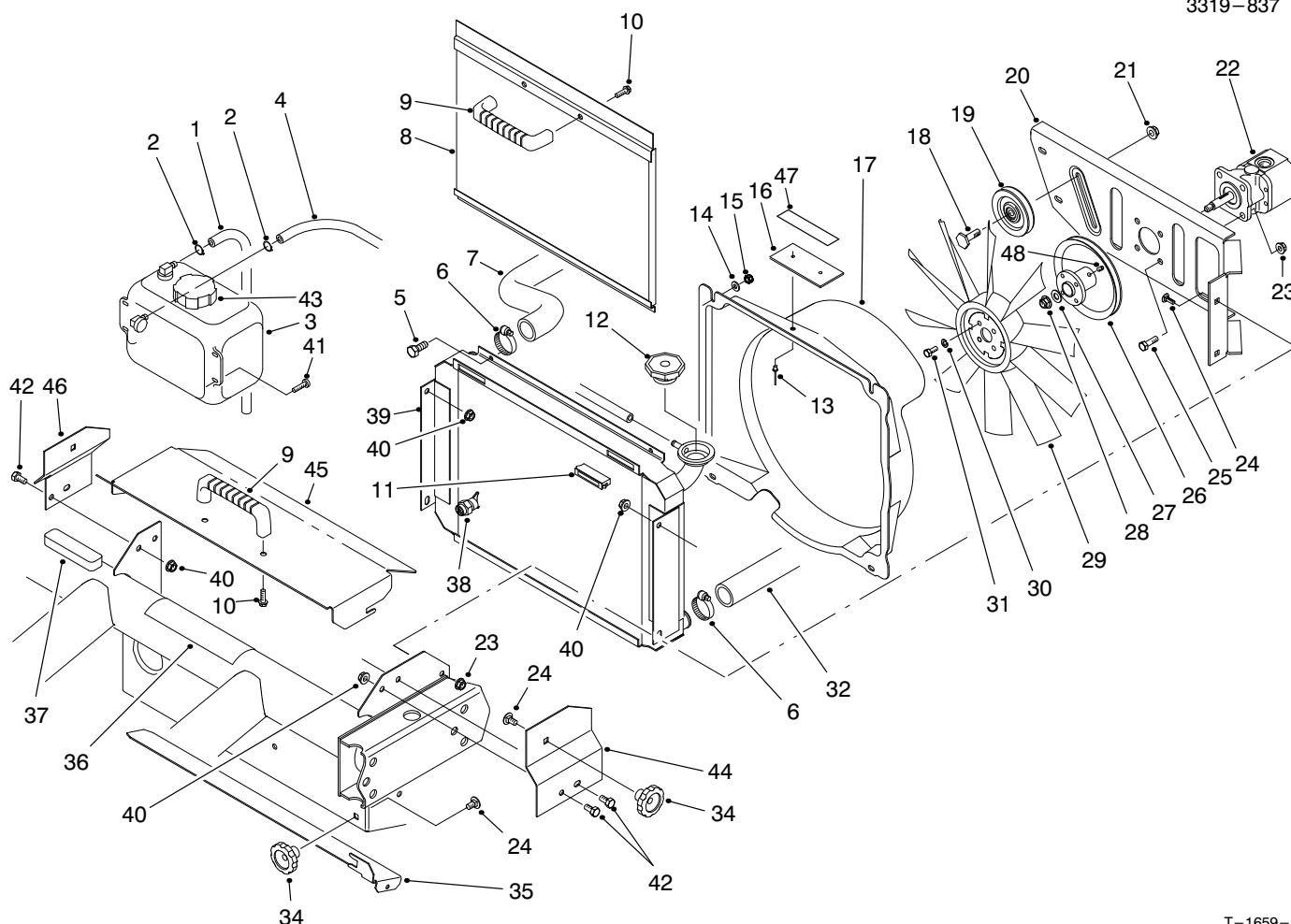


T-1599-1

REAR BRAKE ASSEMBLY

Ref. No.	Part No.	Description	No. Used	Ref. No.	Part No.	Description	No. Used
1	92-4135	Set Bolt	2	19	92-4123	Assembly - Pawl LH (Incl. Ref. #21)	1
2	92-4138	Backplate Assembly LH (Incl. Ref. #24)	1	*	92-4124	Assembly - Pawl RH (Incl. Ref. #21)	1
*	92-4139	Backplate Assembly RH (Incl. Ref. #24)	1	20	92-4150	Spring - Adjuster, LH	1
3	92-4146	Plug	1	*	92-4151	Spring - Adjuster, RH	1
4	92-4137	Screw - Bleed	1	21	92-4131	Pin - Pawl	1
5	92-4114	Cap - Bleed Screw	1	22	92-4131	Washer - Hold Down	2
6		Body	1	23	92-4152	Spring - Hold Down	2
7		Lever - Operating LH/RH	1	24	92-4133	Pin - Hold Down	1
8		Pin	1	25	92-4134	Plug - Inspection	1
9		Spring	1	26	92-4133	Pin - Hold Down	2
10		Seal - 'L' Type	2	*	92-4144	Assembly - Adjuster LH (Incl. Ref. #16-18)	1
11		Piston	2	*	92-4145	Assembly - Adjuster RH (Incl. Ref. #16-18)	1
12		Cover - Dust	2	*	92-4140	Assy. - Wheel Cylinder LH (Incl. Ref. #4-6 & 9-12)	1
13	92-4143	Shoe & Lining Set (Incl. Ref. #7 & 8)	1	*	92-4141	Assy. - Wheel Cylinder RH (Incl. Ref. #4-6 & 9-12)	1
14	92-4147	Spring - Shoe, Upper LH	1	*	92-4142	Seal Kit (Incl. Ref. #10 & 12)	1
*	92-4148	Spring - Shoe, Upper RH	1	*	93-7125	Rear Brake Assembly - RH (Complete)	1
15	92-4149	Spring - Shoe, Lower	1	*	93-7126	Rear Brake Assembly - LH (Complete)	1
16		Pushrod - Female LH	1				
*		Pushrod - Female RH	1				
17		Bolt - Adjuster	1				
18		Sleeve - Adjuster	1				

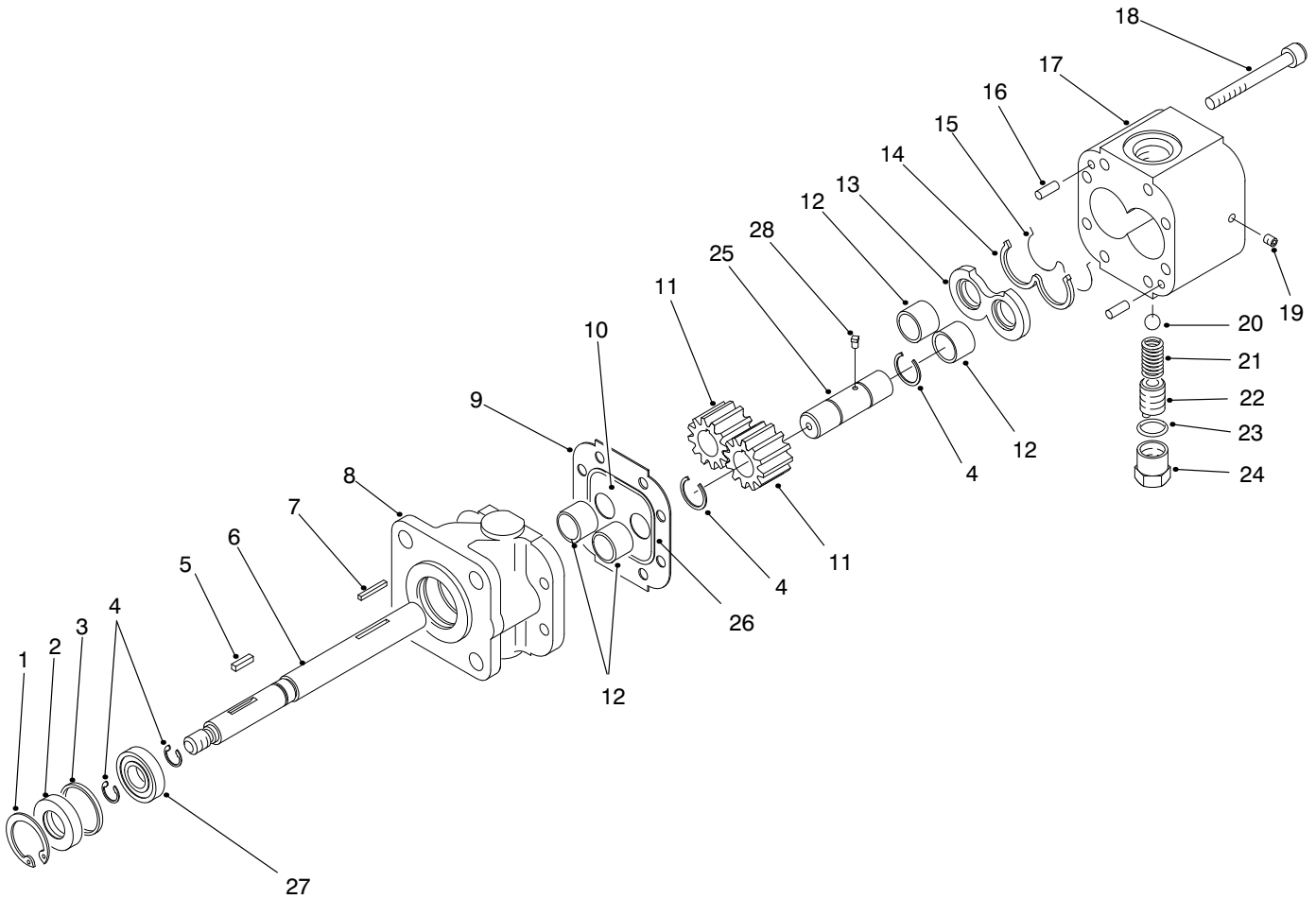
*Not Illustrated



T-1659-4

RADIATOR & HYDRAULIC PUMP ASSEMBLY

Ref. No.	Part No.	Description	No. Used	Ref. No.	Part No.	Description	No. Used
1	71-3381	Tube - Overflow	2	26	94-5237	Pulley	1
2	92-2379	Clamp - Hose	2	27	3256-45	Washer - Flat	1
3	87-3710	Overflow Reservoir Assembly (Incl. Ref. #43)	1	28	3296-5	Nut - Flange Lock	1
4	71-3383	Hose - Overflow	1	29	84-1880	Fan	1
5	321-4	Screw - Cap Hex. Hd.	4	30	3253-3	Washer - Lock	4
6	2412-34	Clamp - Hose	2	31	321-3	Screw - Cap Hex. Hd.	4
7	87-7330	Hose - Radiator Upper	1	32	87-4150	Hose - Radiator Lower	1
8	93-7103	Screen - Radiator	1	34	19-4050	Knob	3
9	65-5100	Handle	2	35	87-9300	Door - Clean Out	1
10	46-8091	Screw - Hex. Flange Hd.	4	36	87-9420	Decal - Caution	1
11	58-4250	Magnet	2	36	93-9447	Decal - Caution (Europe)	1
12	66-3240	Cap - Radiator	1	36	93-3766	Decal - Caution (Japan)	1
13	3290-271	Rivet - Pop	2	37	87-9810	Foam - Overflow Tank	1
14	3256-22	Washer - Flat	4	38	92-4111	Petcock - Radiator	1
15	3296-42	Nut - Lock	4	39	93-7051	Radiator Assembly (Incl. Ref. #38)	1
16	76-8750	Plate - Warning	1	40	32128-20	Nut - Lock	6
17	92-4198	Fan Shroud Assembly (Incl. Ref. #13 & 16)	1	41	3250-20	Screw - Round Hd.	4
18	32141-86	Screw - Leveler	1	42	322-2	Screw - Cap Hex. Hd.	6
19	63-8140	Pulley	1	43	87-7050	Cap - Reservoir	1
20	93-7088	Support - Fan	1	44	93-8938	Bracket - Cover Mount LH	1
21	3290-357	Nut - Flange Lock	1	45	93-8940	Cover - Radiator	1
22	87-5700	Hydraulic Pump Assembly	1	46	93-8939	Bracket - Cover Mount RH	1
23	3296-29	Nut - Flange Lock	8	47	93-6681	Decal - Warning (Europe)	1
24	3230-23	Bolt - Carriage	7	47	92-7240	Decal - Warning (Japan)	1
25	322-5	Screw - Cap Hex. Hd.	4	48	3245-31	Screw - Hex. Socket	1



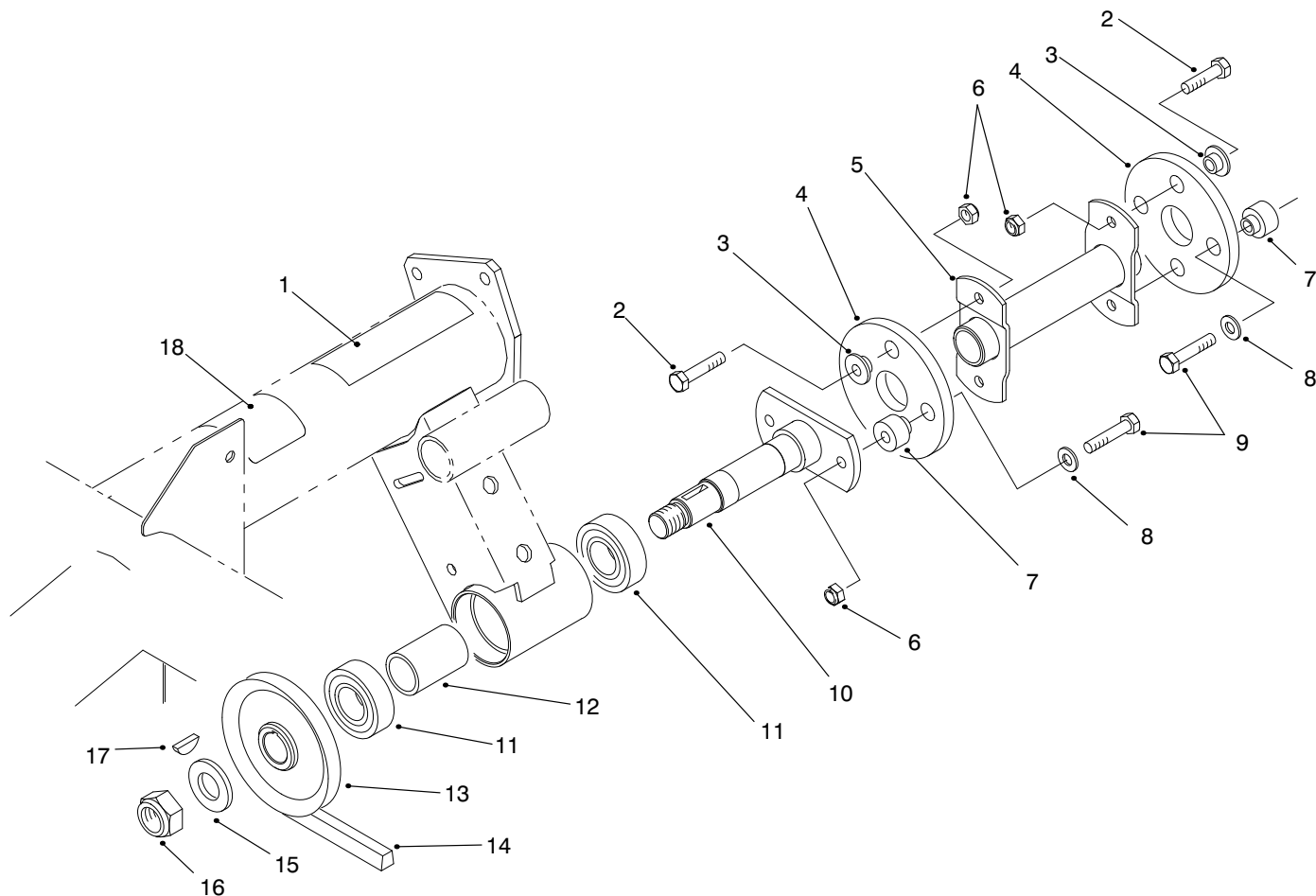
T-1601-1

HYDRAULIC PUMP ASSEMBLY NO. 87-5700

Ref. No.	Part No.	Description	No. Used
1	32151-41	Ring - Retaining	1
2	92-2195	Seal - Oil	1
3	92-2186	Spacer	1
4	92-2178	Ring - Crescent	4
5	92-2179	Key - Square	1
6	92-2189	Shaft - Drive	1
7	92-2177	Pin - Shear	1
†8		Stator	1
9	92-2182	Plate - Seal	1
10	92-2183	Plate - Wear	1
11	92-2175	Gear	2
12	92-2192	Bearing	4
13	92-2181	Plate - Pressure	1
14	92-2197	Seal - Back Up	1

Ref. No.	Part No.	Description	No. Used
15	92-2196	Seal - Pressure Plate	1
16	92-2176	Pin - Dowel	2
17	92-2187	Housing - Gear, End	1
18	92-2173	Screw - Cap Socket Head	8
19	92-2185	Plug	1
20	92-2193	Ball	1
21	92-2194	Spring	1
22	92-2174	Screw - Adjusting	1
23	92-2180	Gasket - Copper	1
24	92-2184	Cap - Relief Valve	1
25	92-2190	Shaft - Idler	1
26	92-2198	Seal	1
27	92-2191	Bearing	1
28	92-2199	Key - Ball	1

† Not Serviced Separately.

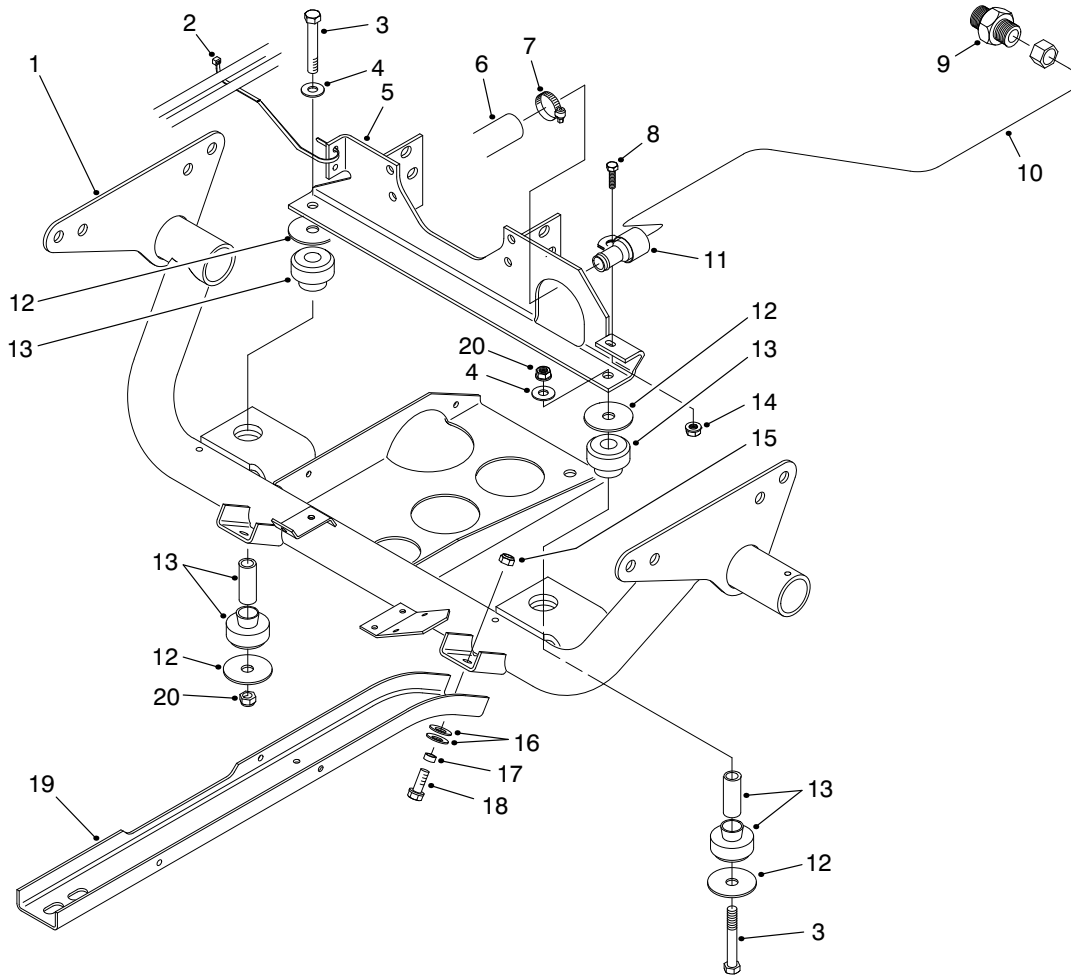


T-1660-3

HYDRAULIC PUMP DRIVE ASSEMBLY

Ref. No.	Part No.	Description	No. Used
1	80-8040	Decal - Caution	1
1	93-7814	Decal - Caution (Europe)	1
1	83-6030	Decal - Caution (Japan)	1
2	322-5	Screw - Cap Hex. Hd.	4
3	27-6600	Spacer - Thin	4
4	44-2230	Disc - Rubber	2
5	87-4120	Driveshaft	1
6	3296-29	Nut - Lock	6
7	27-6590	Spacer - Thick	4
8	3256-3	Washer - Flat	4
9	322-7	Screw - Cap Hex. Hd.	4

Ref. No.	Part No.	Description	No. Used
10	87-2720	Driveshaft	1
11	251-82	Bearing - Ball	2
12	87-2750	Spacer - Bearing	1
13	87-3370	Pulley	1
14	93-7140	Belt - V	1
15	3256-28	Washer - Flat	1
16	3296-15	Nut - Lock	1
17	3257-7	Key - Woodruff	1
18	83-9150	Decal - Fluid	1
18	93-7275	Decal - Fluid (Europe)	1
18	84-6660	Decal - Fluid (Japan)	1

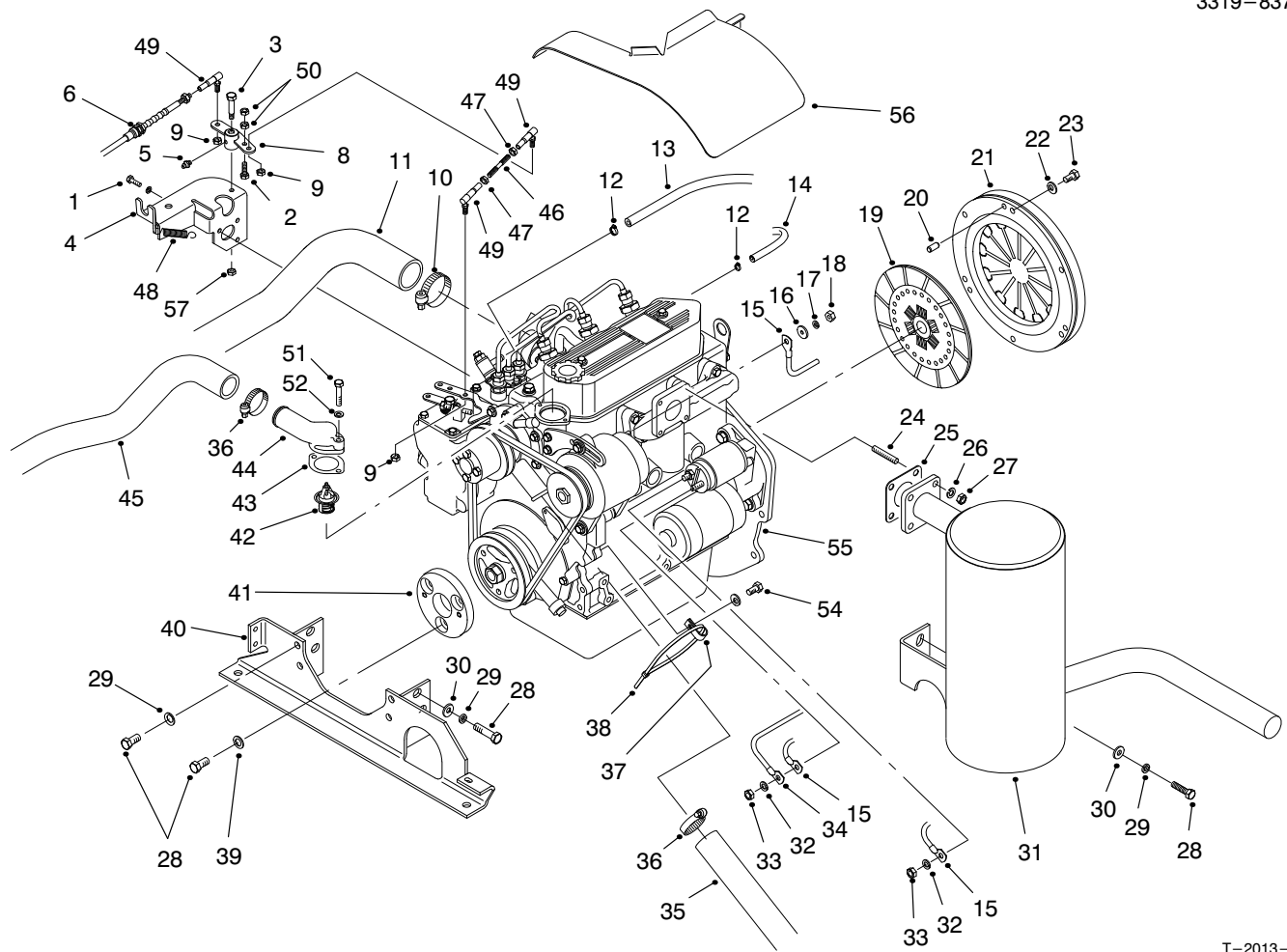


T-1661-1

ENGINE FRAME ASSEMBLY

Ref. No.	Part No.	Description	No. Used
1	93-7099	Frame - Engine	1
2	3290-378	Tie - Cable	1
3	324-12	Screw - Cap Hex. Hd.	2
4	3256-25	Washer - Flat	2
5	93-7100	Mount - Engine	1
6	87-7350	Hose - Suction	1
7	2412-34	Clamp - Hose	1
8	321-4	Screw - Cap Hex. Hd.	1
9	87-7290	Fitting - Hydraulic	1
10	87-6900	Tube - Hydraulic	1

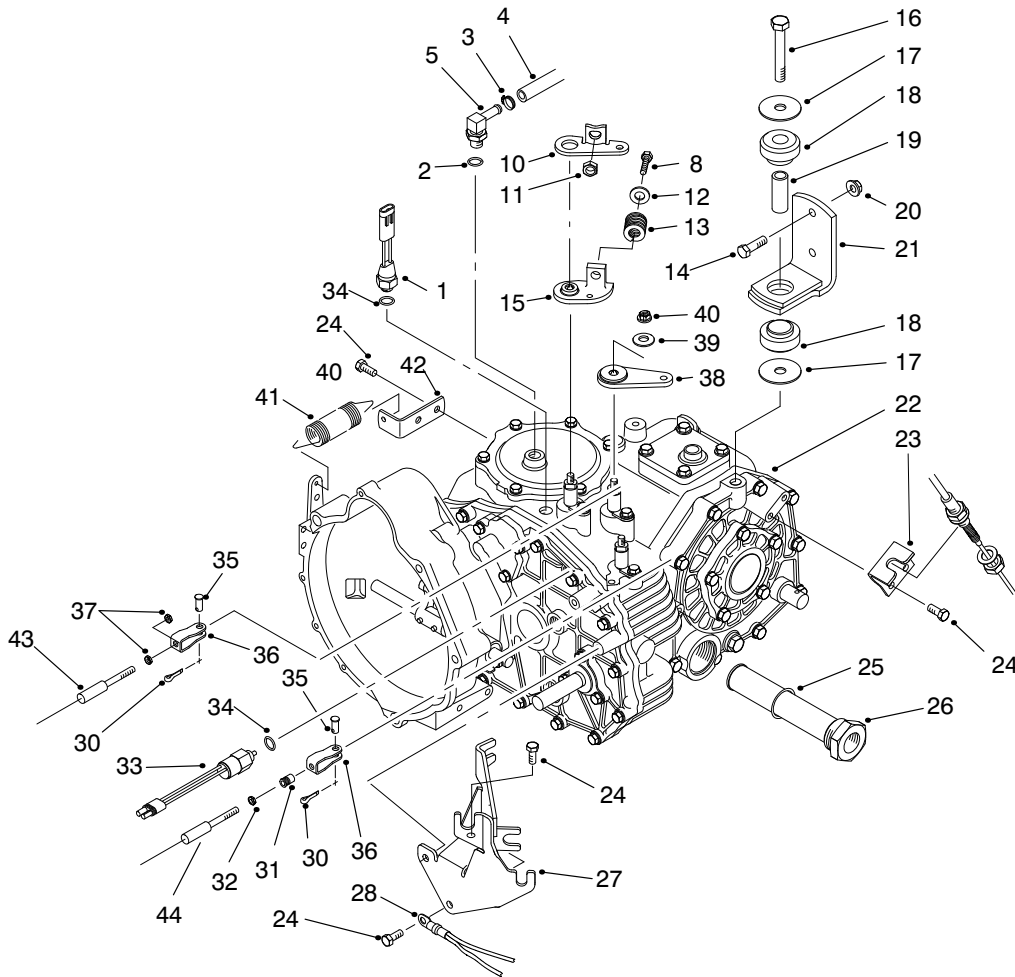
Ref. No.	Part No.	Description	No. Used
11	2412-106	Clamp - R	1
12	87-5100	Washer - Flat	4
13	87-4970	Engine Mount Assembly	2
14	32128-33	Nut - Flange	1
15	3296-39	Nut - Lock	6
16	3290-413	Washer - Belleville	12
17	76-9100	Spacer	6
18	3234-11	Screw - Cap Hex. Hd.	6
19	87-4730	Guard - Belly	2
20	3296-48	Nut - Lock	2



T-2013-1

ENGINE INSTALLATION ASSEMBLY

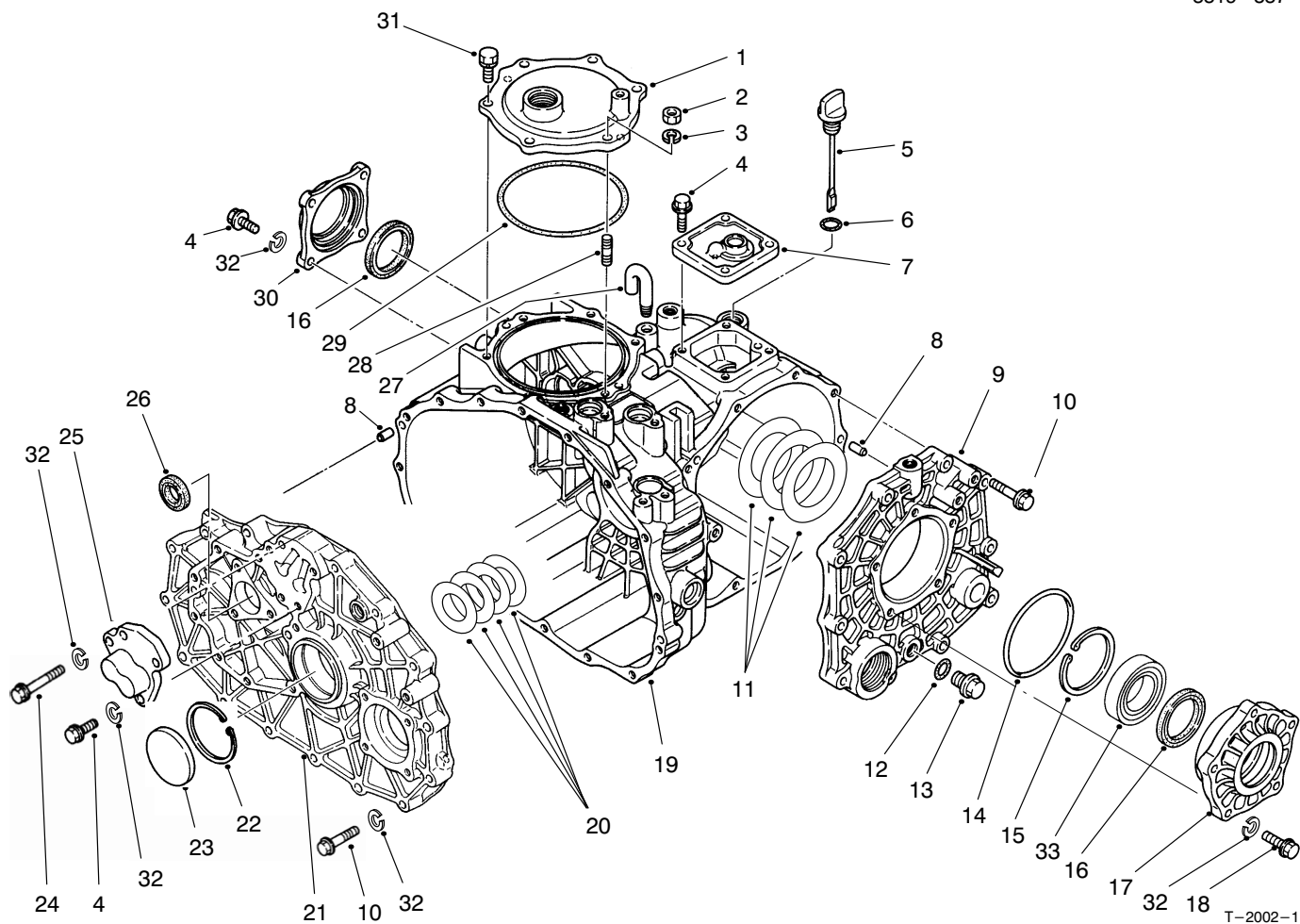
Ref. No.	Part No.	Description	No. Used	Ref. No.	Part No.	Description	No. Used
1	42-9440	Screw - Cap Hex. Hd.	3	30	3256-25	Washer	6
2	321-5	Screw - Cap Hex. Hd.	1	31	94-5213	Muffler	1
3	7-0030	Bolt - Shoulder	1	32	3254-2	Washer - Lock	2
4	94-5259	Bracket - Accelerator	1	33	42-9580	Nut - Lock	2
5	302-5	Fitting - Grease	1	34	87-3070	Cable - Battery Pos.	1
6	93-7098	Cable - Accelerator	1	35	87-4150	Hose - Radiator Lower	1
8	94-5256	Bell Crank	1	36	2412-34	Clamp	2
9	3296-3	Nut - Lock	3	37	2412-149	Clamp - R	1
10	2412-92	Clamp - Hose	1	38	3290-379	Tie - Cable	1
11	94-5238	Hose - Air Intake	1	39	36-4790	Washer - Thrust	3
12	2412-108	Clamp - Hose	2	40	93-7100	Mount - Engine	1
13	27-5360	Hose - Fuel	1	41	87-4110	Puck - Engine Adapter	1
14	98-2945	Hose	1	42	93-8974	Thermostat	1
15	93-7130	Harness - Wire	1	43	67-4430	Gasket - Thermostat	1
16	5-3637	Washer - Flat	1	44	87-3410	Housing - Thermostat	1
17	43-5920	Washer - Lock	1	45	87-7330	Hose - Radiator Upper	1
18	48-7880	Nut - Lock	1	46	93-8995	Rod - Threaded	1
19	87-4700	Disc - Clutch	1	47	3220-1	Nut - Jam	2
20	51-5610	Pin - Alignment	3	48	86-4760	Spring	3
21	87-4690	Cover - Clutch	1	49	18-1720	Joint - Ball	1
22	3253-4	Washer - Lock	6	50	3296-56	Nut - Lock	2
23	48-7700	Screw - Cap Hex. Hd.	6	51	3313-045	Screw - Cap Hex. Hd.	2
24	42-9570	Stud - Muffler	4	52	48-8010	Washer - Lock	2
25	42-9110	Gasket - Muffler	1	54	42-9440	Bolt & Washer	1
26	42-9850	Washer - Lock	4	55	98-2920	Engine	1
27	48-7930	Nut	4	56	98-2946	Cover - Engine (Model 07215TC)	1
28	63-7790	Screw - Cap Hex. Hd.	12	57	3256-29	Nut - Lock	1
29	48-9590	Washer - Lock	10				



T-2000-1

TRANSAXLE INSTALLATION ASSEMBLY

Ref. No.	Part No.	Description	No. Used	Ref. No.	Part No.	Description	No. Used
1	72-4310	Switch - Ball N.C.	1	26	87-3990	Oil Strainer Assembly (Incl. Ref. #25)	1
2	237-42	Seal - O-Ring	1	27	87-4820	Bracket - Cable	1
3	2412-36	Clamp - Hose	1	28	237-81	Seal - O-Ring	1
4	87-5730	Hose - Hydraulic	1	29	253-987	Fitting - Hydraulic 90° (Incl. Ref. #28)	1
5	354-135	Fitting - Hydraulic 90° (Incl. Ref. #47)	1	30	3272-6	Pin - Cotter	3
8	323-10	Screw - Cap Hex. Hd.	1	31	32148-15	Nut - Clinch	1
10	87-8250	Plate - Shift Arm	1	32	3219-14	Nut - Hex.	1
11	32128-21	Nut - Lock	1	33	87-6710	Switch - Supervisor	1
12	3256-4	Washer - Flat	1	34	237-30	Seal - O-Ring	2
13	87-6910	Spring - Compression	1	35	283-62	Pin - Clevis	3
14	323-7	Screw - Cap Hex. Hd.	4	36	87-2310	Clevis - Cable	3
15	87-7970	Arm - Shift	1	37	3220-1	Nut - Jam	4
16	3215-1	Screw - Cap Hex. Hd.	1	38	87-7960	Lever - Shift Arm	2
17	87-5100	Washer	4	39	80-6990	Washer - Flat	3
18	87-4970	Transaxle Mount Assembly (Incl. Ref. #19)	2	40	48-9520	Nut - Lock	3
19		Spacer - Mount	2	41	68-9950	Spring - Extension	1
20	3296-39	Nut - Flange Lock	4	42	87-7170	Bracket - Clutch Spring	1
21	87-5800	Bracket - Mount	2	43	87-4260	Shift Cable Assembly (Incl. Ref. #37)	2
22	87-9530	Transaxle Assembly	1	44	87-4420	Hi-Lo Cable Assembly (Incl. Ref. #32)	1
23	87-4470	Bracket	1				
24	66-3160	Screw - Cap Hex. Hd.	7				
25	237-123	Seal - O-Ring	1				

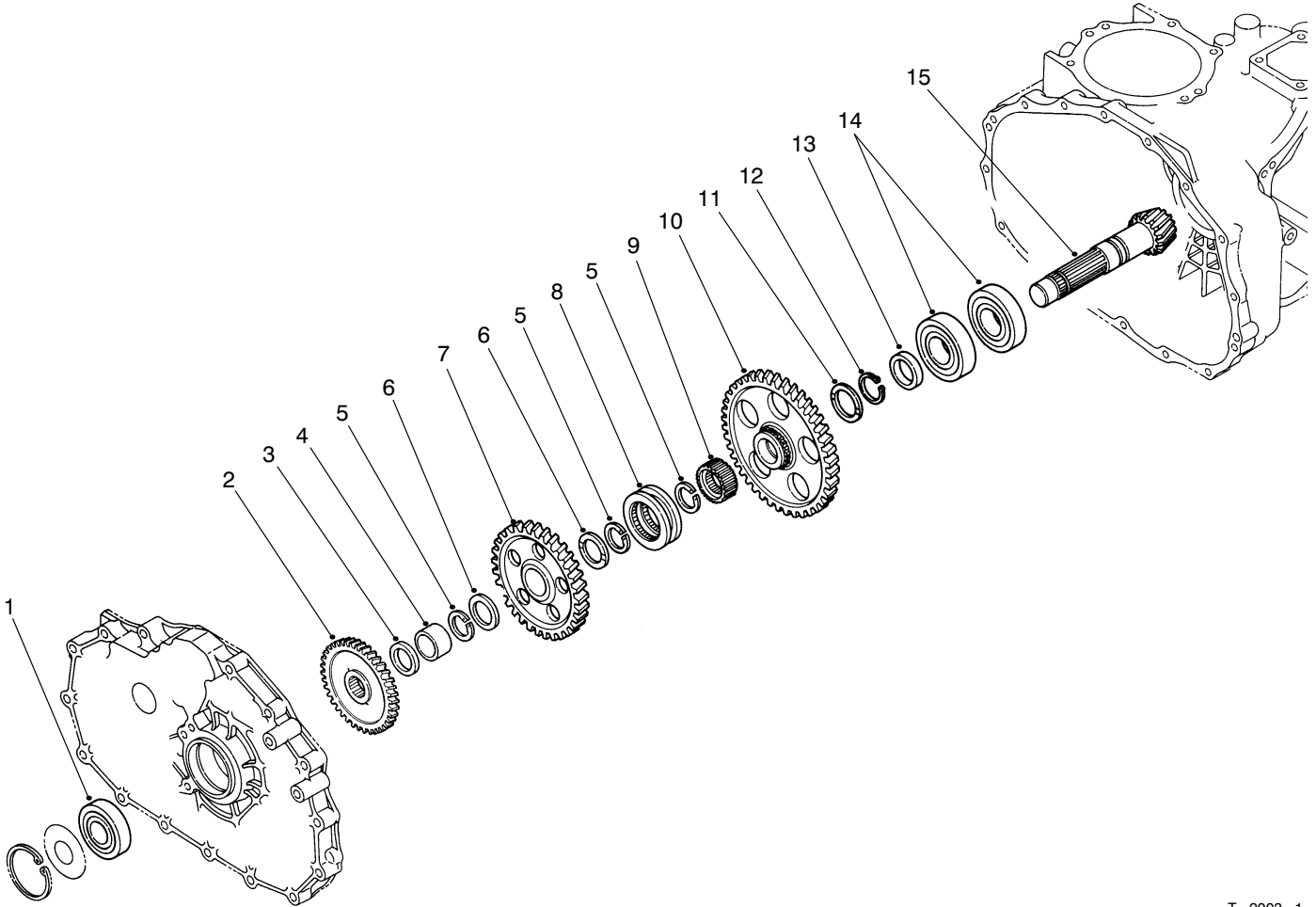


T-2002-1

TRANSAXLE CASE ASSEMBLY

Ref. No.	Part No.	Description	No. Used
1	92-0656	Cover - P.T.O.	1
2	48-7930	Nut - Hex.	1
3	92-0762	Washer - Lock	1
4	60-6750	Screw - Cap Hex. Hd.	11
5	92-0662	Cap - Oil	1
6	92-0788	O-Ring	1
7	92-0652	Cover - Upper	1
8	92-0765	Pin - Alignment	4
9	92-0653	Cover - Side	1
10	42-9530	Screw - Cap Hex. Hd.	25
11	92-0809	Shim Set	1
12	92-0787	O-Ring	1
13	92-0773	Drain Plug Assembly (Incl. Ref. #12)	1
14	92-0789	O-Ring	1
15	92-0760	Ring - Retaining	1
16	92-0793	Seal - Oil	2

Ref. No.	Part No.	Description	No. Used
17	92-0654	Carrier - Differential	1
18	48-7730	Screw - Cap Hex. Hd.	5
19	92-0651	Case - Transaxle	1
20	92-0808	Shim Set	1
21	92-5180	Plate - Center	1
22	92-0759	Ring - Retaining	1
23	92-0807	Cap - Sealing	1
24	48-7560	Screw - Cap Hex. Hd.	1
25	92-0706	Cap - Fork Shaft	1
26	92-0791	Seal - Oil	1
27	92-0743	Breather - Air	1
28	92-0804	Stud	1
29	92-0790	O-Ring	1
30	92-0655	Cover - Seal	1
31	92-0796	Screw - Cap Hex. Hd.	5
32	42-9850	Washer - Lock	42
33	92-0775	Bearing - Ball	2

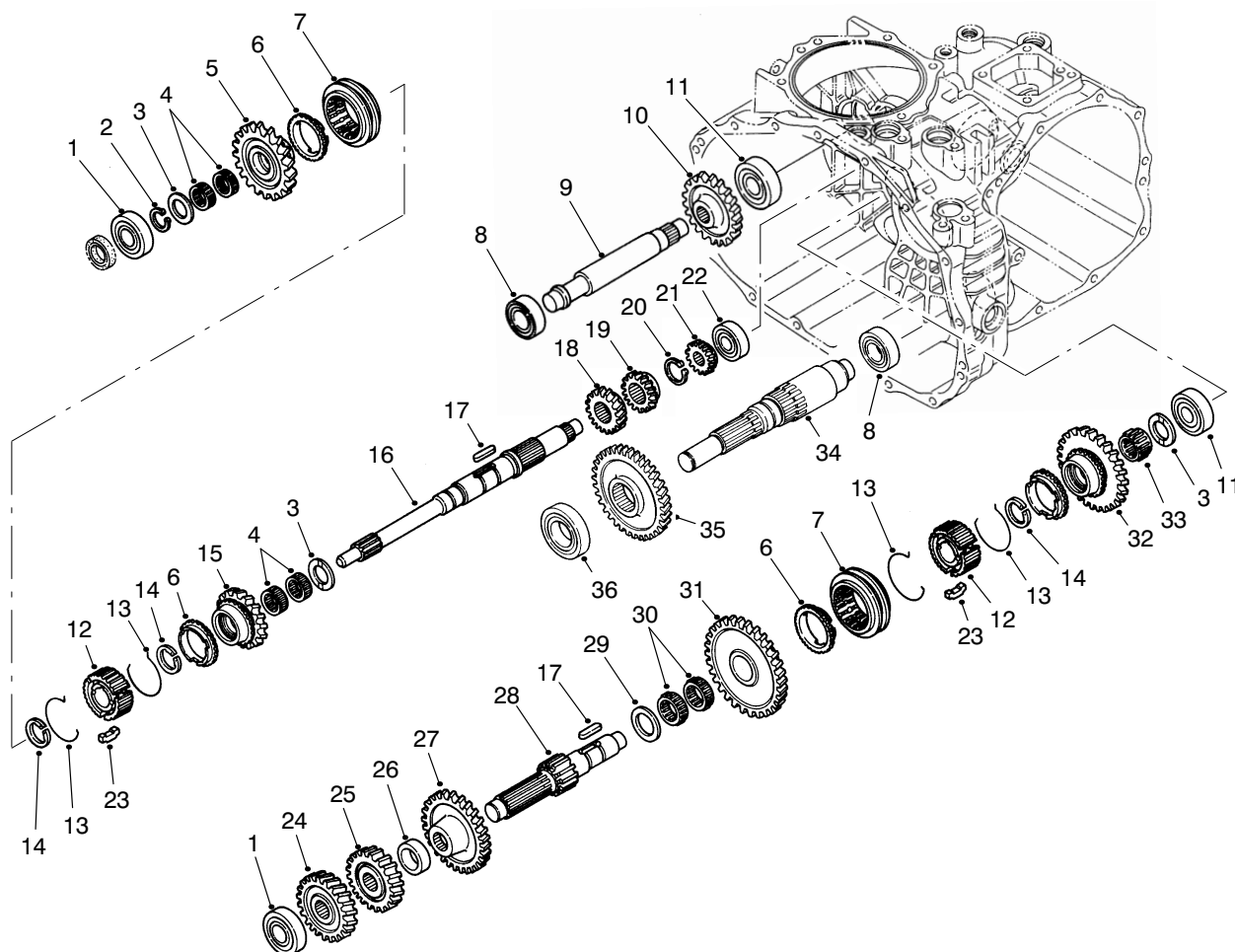


T-2003-1

COUNTERSHAFT ASSEMBLY

Ref. No.	Part No.	Description	No. Used
1	92-0712	Bearing - Ball	1
2	92-5186	Gear - 43T	1
3	92-0716	Collar	1
4	92-0783	Sleeve - Inner	1
5	92-0764	Ring - Retaining	3
6	92-0711	Washer - Thrust	2
7	92-0715	Gear - 49T	1
8	92-0718	Shifter - Hi-Lo	1

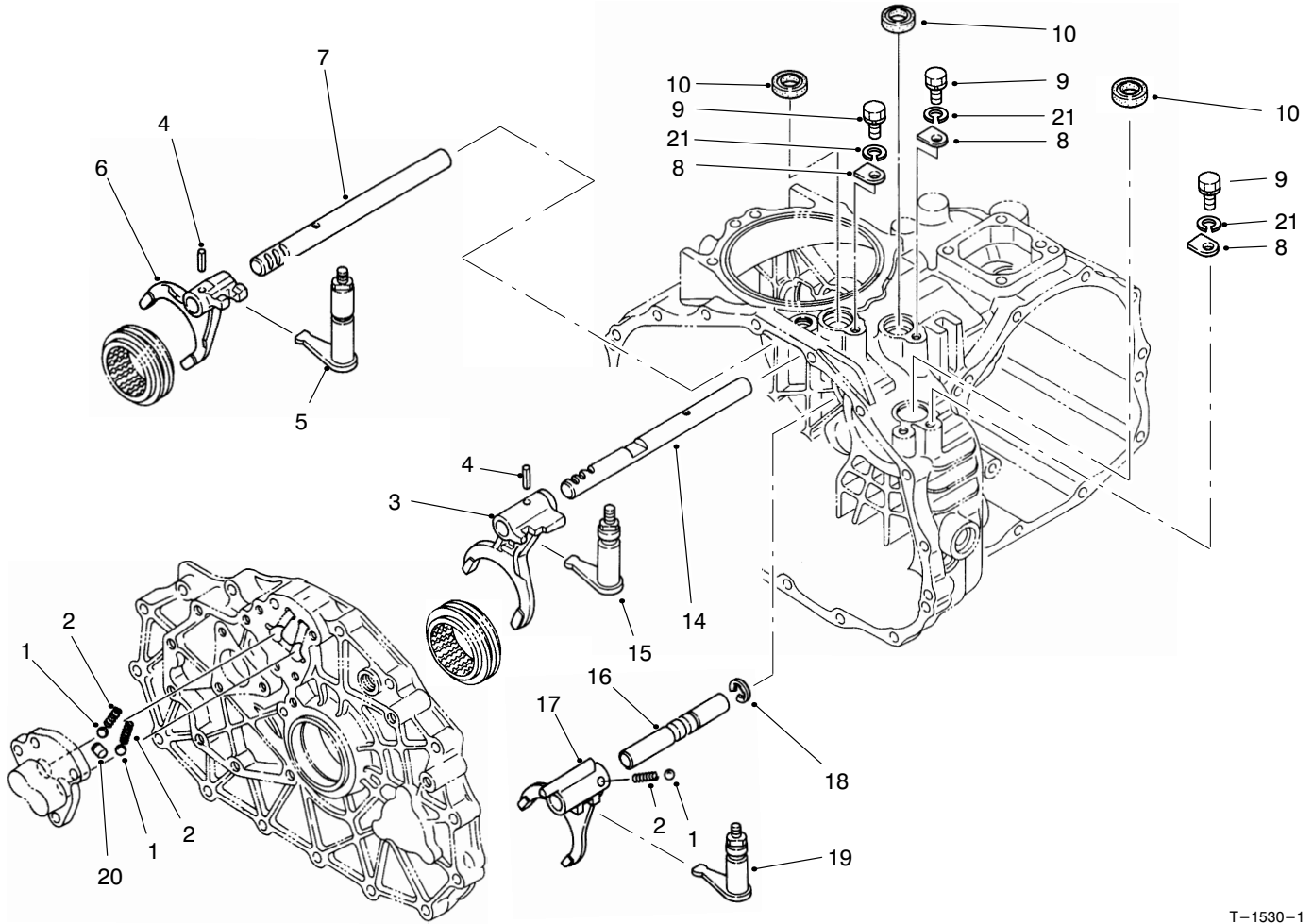
Ref. No.	Part No.	Description	No. Used
9	92-0719	Collar - Spline	1
10	92-0717	Gear - 71T	1
11	92-0741	Washer - Thrust	1
12	92-0755	Ring - Retaining	1
13	92-0713	Collar	1
14	92-0714	Bearing - Ball	2
15	92-0710	Counter Shaft Assembly (Incl. Ring Gear)	1



T-2004-1

TRANSAXLE GEAR SHAFTS ASSEMBLY

Ref. No.	Part No.	Description	No. Used	Ref. No.	Part No.	Description	No. Used
1	251-8	Bearing - Ball	2	19	92-0672	Gear - 18T	1
2	92-0753	Ring - Retaining	1	20	92-0754	Ring - Retaining	1
3	92-0740	Washer - Thrust	3	21	92-0673	Gear - 14T	1
4	92-0781	Bearing - Needle	4	22	92-0650	Bearing - Ball	1
5	92-0820	Gear - 27T	1	23	92-0665	Key - Synchro	6
6	92-0667	Ring - Synchro	3	24	92-0822	Gear - 28T	1
7	92-0668	Shifter - Synchro	2	25	92-0679	Gear - 23T	1
8	251-346	Bearing - Ball	2	26	92-0680	Collar	1
9	92-0824	Shaft - Reverse Idler	1	27	92-0823	Gear - 43T	1
10	92-0684	Gear - 33T	1	28	92-0674	Shaft - Reduction	1
11	92-0778	Bearing - Ball	2	29	92-0682	Washer - Thrust	1
12	92-0664	Hub - Synchro	2	30	92-0681	Bearing - Needle	2
13	92-0666	Spring - Synchro	4	31	92-0677	Gear - 49T	1
14	92-0763	Ring - Retaining	3	32	92-0819	Gear - 40T	1
15	92-0821	Gear - 24T	1	33	92-0782	Bearing - Needle	1
16	92-0663	Shaft - Main	1	34	92-5183	Shaft - Front Drive	1
17	92-0772	Key	2	35	92-5184	Gear - 41T	1
18	92-0687	Gear - 16T	1	36	92-5185	Bearing - Ball	1

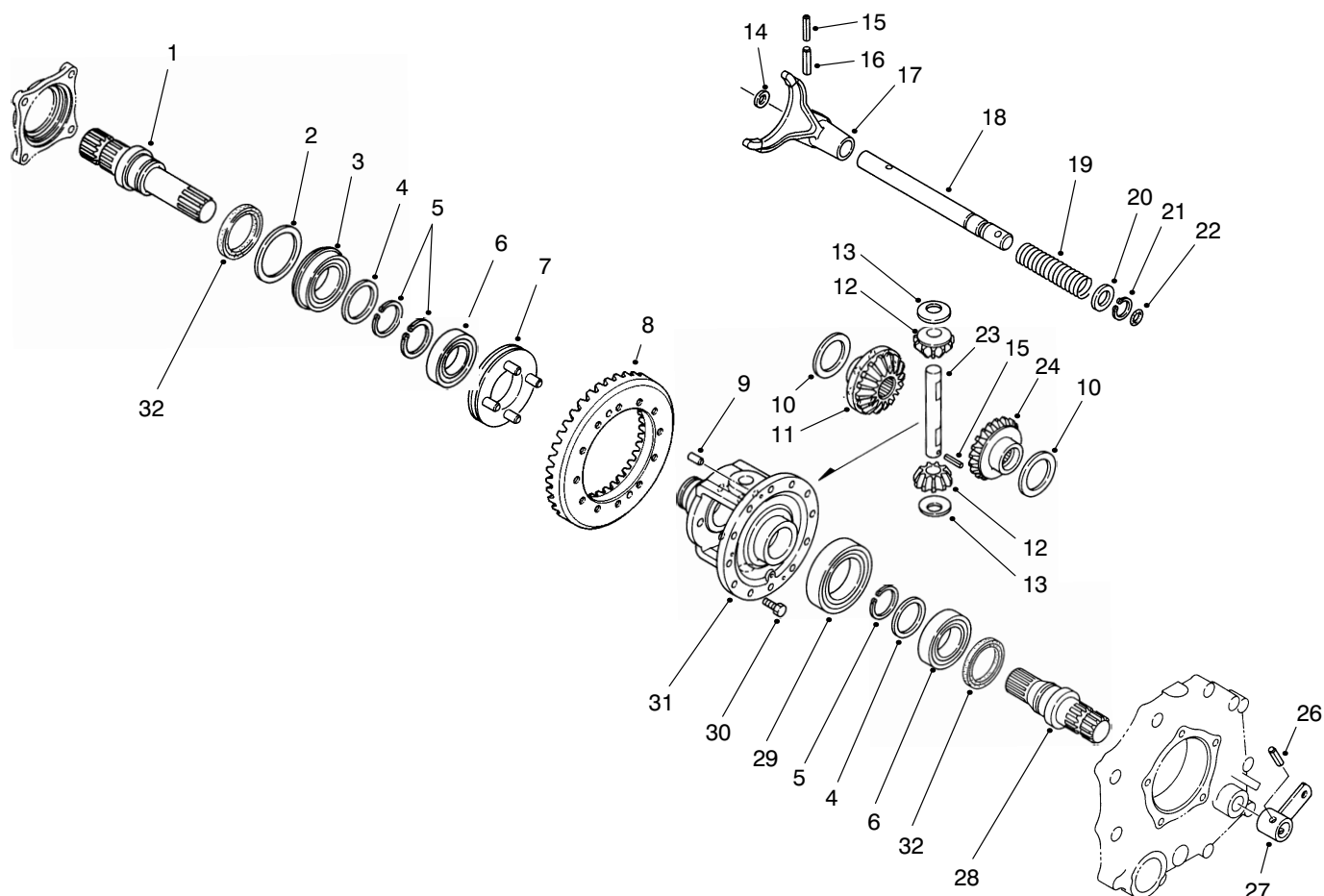


T-1530-1

SHIFT FORK ASSEMBLY

Ref. No.	Part No.	Description	No. Used
1	92-0785	Ball	3
2	92-0731	Spring - Compression	3
3	92-0700	Fork - Shift R-1	1
4	92-0769	Pin - Spring	2
5	92-0817	Arm - Shift Fork 2-3	1
6	92-0701	Fork - Shift 2-3	1
7	92-0699	Shaft - Fork 2-3	1
8	92-0732	Plate - Keeper	3
9	48-7700	Screw - Cap Hex. Hd.	3

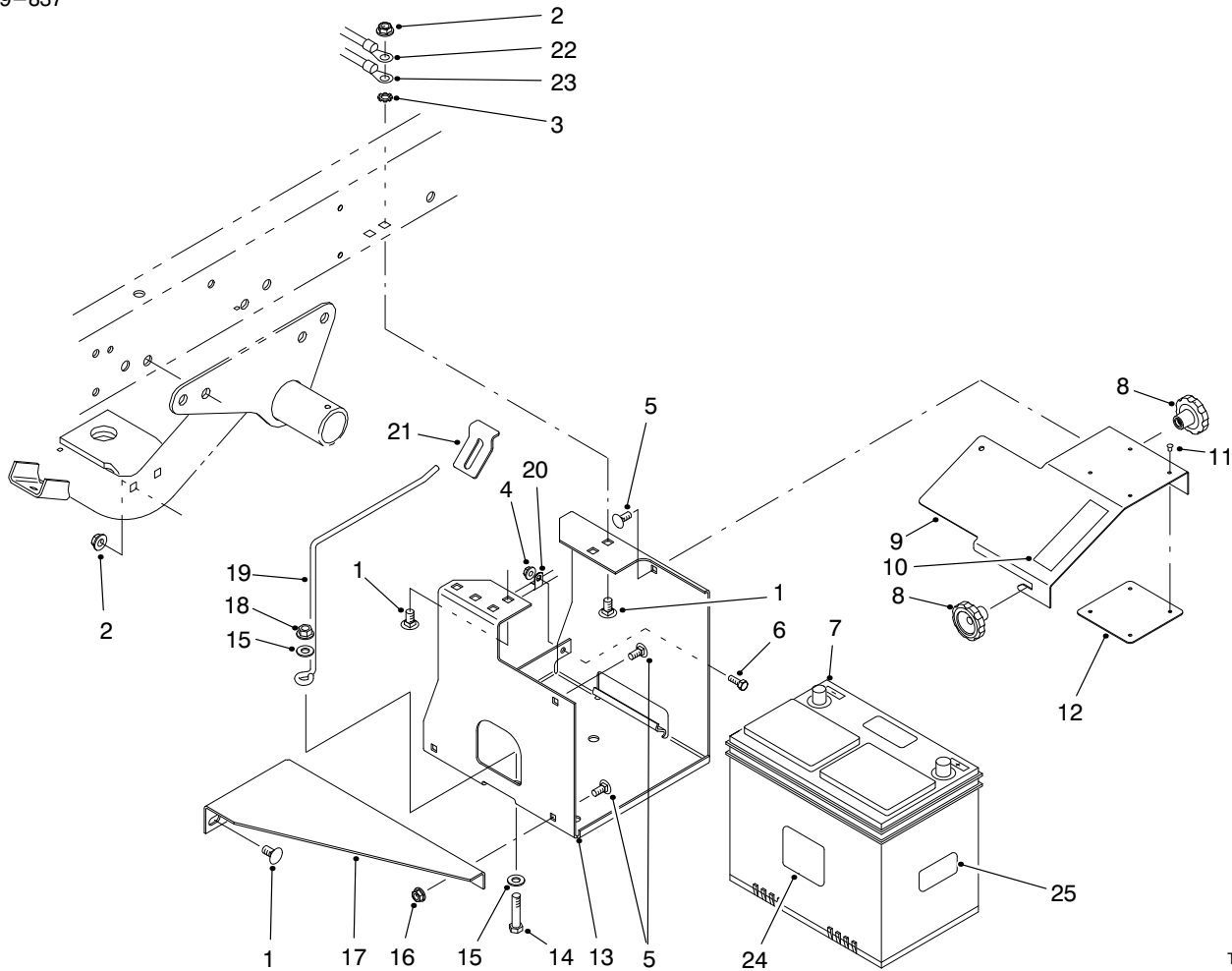
Ref. No.	Part No.	Description	No. Used
10	92-0729	Seal - Oil	3
14	92-0698	Shaft - Fork R-1	1
15	92-0816	Arm - Shift Fork R-1	1
16	92-0708	Shaft - Fork Hi-Lo	1
17	92-0709	Fork - Shift Hi-Lo	1
18	92-0761	Ring - Retaining	1
19	92-0818	Arm - Shift Fork Hi-Lo	1
20	92-0705	Lock - Spindle	1
21	42-9850	Washer - Lock	3



T-1527-1

DIFFERENTIAL GEAR ASSEMBLY

Ref. No.	Part No.	Description	No. Used	Ref. No.	Part No.	Description	No. Used
1	92-0726	Shaft - Axle R.H.	1	16	92-0771	Pin - Spring	1
2	92-0728	Washer	1	17	92-0721	Fork - Differential Lock	1
3	92-0780	Bearing - Ball	1	18	92-0722	Shaft - Lock Fork	1
4	92-0727	Washer	2	19	92-0723	Spring - Compression	1
5	92-0756	Ring - Retaining	3	20	92-0733	Washer	1
6	92-0775	Bearing - Ball	2	21	92-0753	Ring - Retaining	1
7	92-0730	Slider - Differential Lock	1	22	92-0787	O-Ring	1
8	92-0710	Ring Gear Assembly (Incl. Counter Shaft)	1	23	92-0749	Shaft - Pinion	1
9	92-0765	Pin - Alignment	2	24	92-0745	Gear - Side L.H.	1
10	92-0747	Washer - Thrust	2	26	92-0770	Pin - Spring	1
11	92-0746	Gear - Side R.H.	1	27	92-0724	Arm - Differential Lock	1
12	92-0748	Gear - Pinion	2	28	92-0725	Shaft - Axle L.H.	1
13	92-0750	Washer	2	29	92-0776	Bearing - Ball	1
14	92-0744	Washer	1	30	92-0803	Screw - Hex. Flange Hd.	12
15	92-0768	Pin - Spring	2	31	92-0720	Case - Differential	1
				32	92-0793	Seal - Oil	2

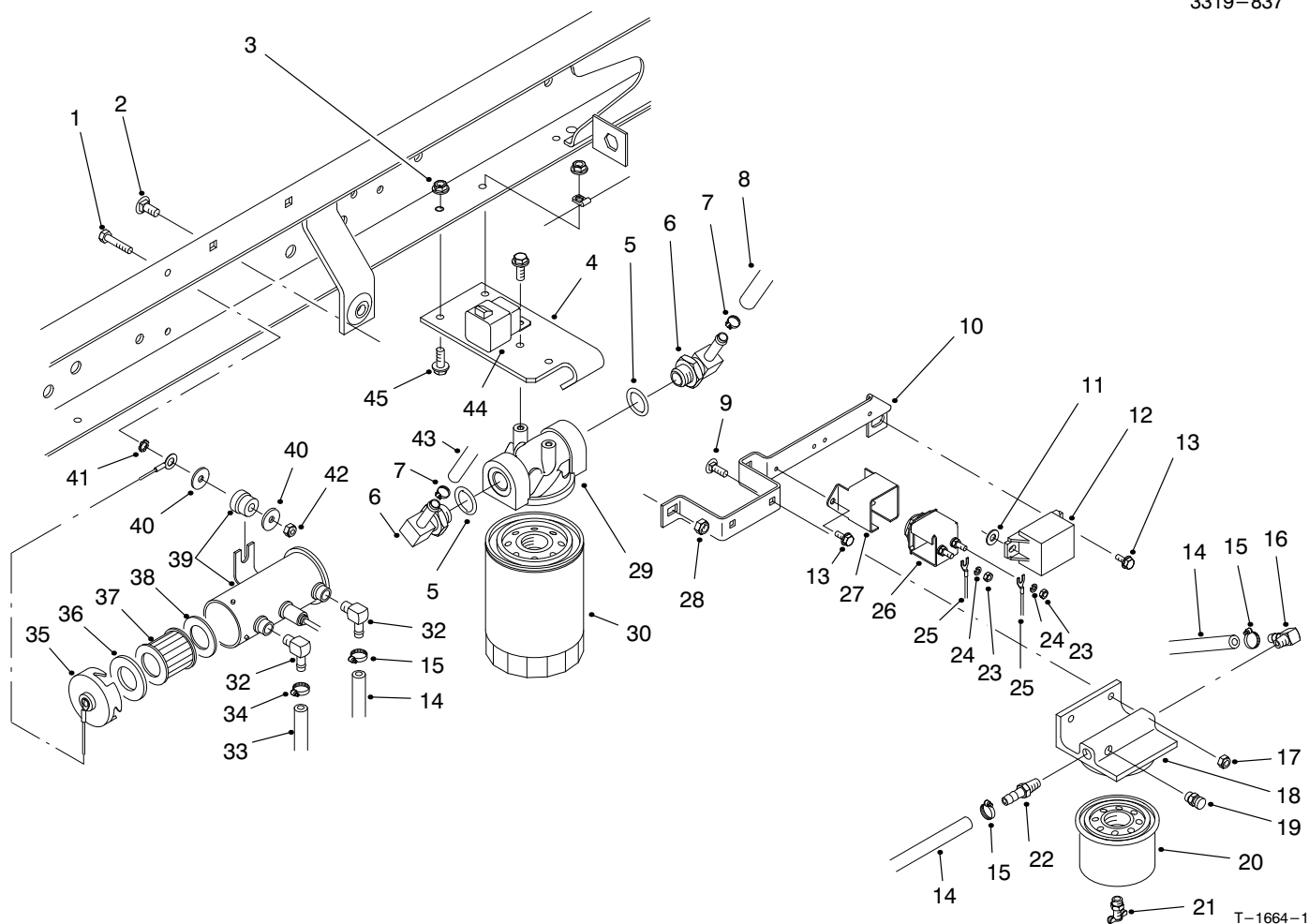


T-2014-1

BATTERY MOUNT ASSEMBLY

Ref. No.	Part No.	Description	No. Used
1	3231-21	Bolt - Carriage	6
2	3290-357	Nut - Flange Lock	6
3	3255-9	Washer - Lock ETLW	1
4	32128-33	Nut - Flange Lock	1
5	3230-23	Bolt - Carriage	4
6	321-4	Screw - Cap Hex. Hd.	1
7	63-9230	Battery	1
8	19-4050	Knob	2
9	87-5130	Cover - Battery Base	1
10	36-3400	Decal - No Step	1
10	93-6687	Decal - No Step (Europe)	1
10	84-2780	Decal - No Step (Japan)	1
11	3296-27	Rivet - Plastic	4
12	87-7620	Shield - Plastic	1

Ref. No.	Part No.	Description	No. Used
13	87-5120	Bracket - Battery Base	1
14	323-9	Screw - Cap Hex. Hd.	1
15	3256-24	Washer - Flat	2
16	32128-20	Nut - Flange Lock	2
17	87-5110	Support - Lower	1
18	3296-39	Nut - Flange Lock	1
19	87-7600	Rod - Battery Support	1
20	2412-89	Clamp - R	1
21	87-7610	Tab - Battery Support	1
22	87-4250	Harness - Wire Rear	1
23	87-3080	Cable - Battery Neg.	1
24	93-6668	Decal - Charging (Europe)	1
25	93-7276	Decal - Danger (Europe)	1

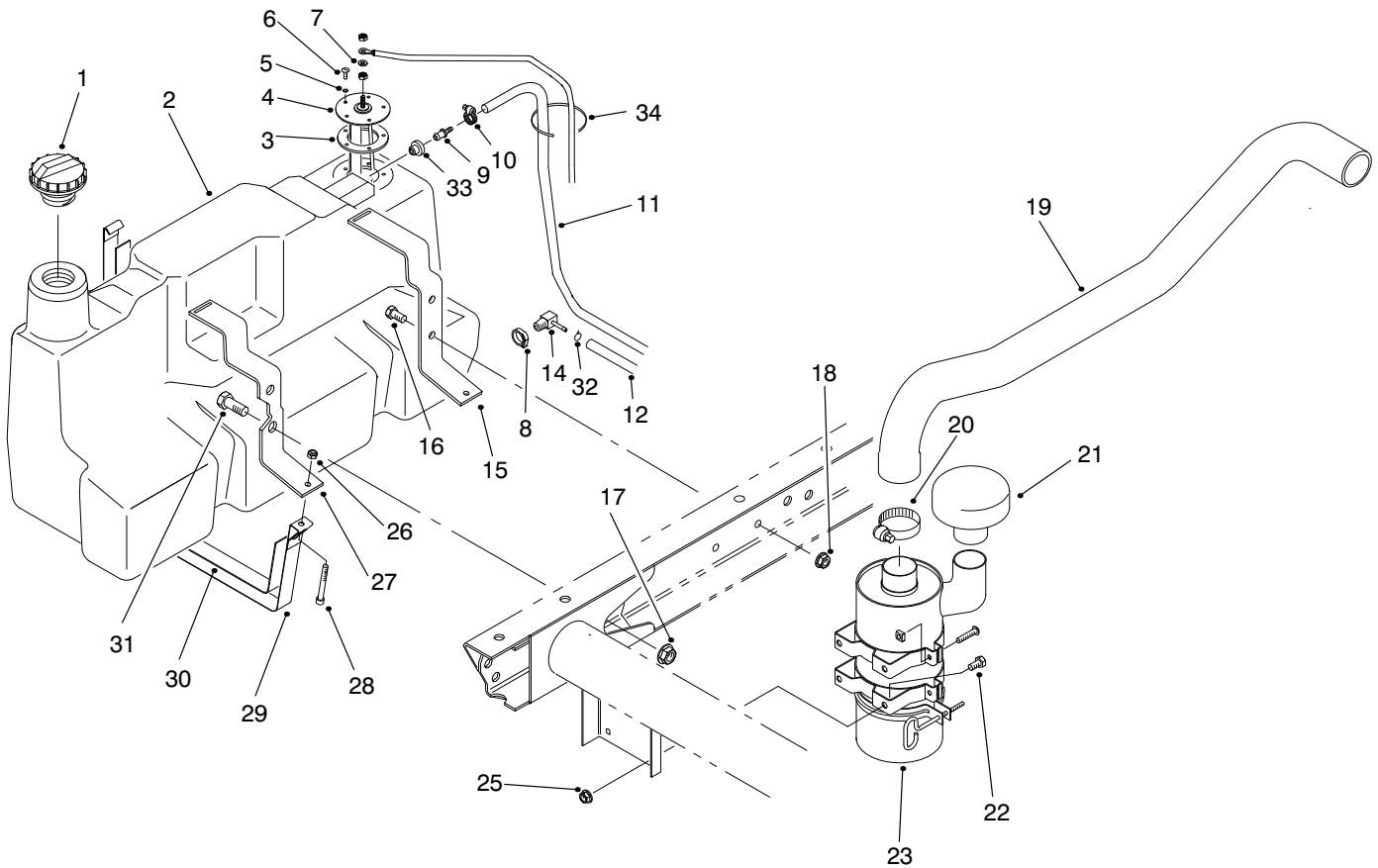


FUEL FILTER, FUEL PUMP & RELAY MOUNTING

Ref. No.	Part No.	Description	No. Used
1	48-7650	Screw - Cap Hex. Hd.	2
2	3230-23	Bolt - Carriage	2
3	32128-33	Nut - Flange Lock	1
4	87-7040	Bracket - Oil Filter	1
5	237-79	Seal - O-Ring	2
6	354-134	Fitting - Hydraulic 90° (Incl. Ref. #5)	2
7	2412-36	Clamp - Hose	2
8	87-5730	Hose - Hydraulic	1
9	3229-25	Nut - Lock	2
10	87-7380	Bracket - Relay/Indicator	1
11	3256-22	Washer - Flat	1
12	66-8800	Relay	1
13	12-5450	Screw - Hex. Hd.	4
14	27-5360	Hose - Fuel	2
15	2412-108	Clamp - Hose	3
16	353-707	Fitting - 90° Barb	1
17	3296-42	Nut - Lock	2
18	63-8280	Head - Filter	1
19	63-8290	Vent - Air	1
20	63-8300	Element - Filter	1
21	63-8310	Drain - Filter	1
22	353-783	Fitting - Straight	1
23	43-5970	Nut	2
24	48-8000	Washer - Lock	2

Ref. No.	Part No.	Description	No. Used
25	93-7130	Harness - Wire	1
26	66-8700	Glow Plug Indicator Assy. (Incl. Ref. #23-34 & 26-27)	1
27	70-8560	Retainer - Indicator	1
28	3296-29	Nut - Lock	2
29	87-8780	Head - Oil Filter	1
30	54-0110	Element - Oil Filter	1
32	46-3710	Fitting - 90°	2
33	63-9640	Hose - Fuel Tank to Pump	1
34	92-2379	Clamp - Hose	1
35	43-2580	Magnet	1
36	43-2560	Gasket	1
37	43-2550	Filter	1
38	43-2570	Gasket	1
39	53-8150	Fuel Pump Assembly (Incl. Ref. #35-39)	1
40	3256-67	Washer - Flat	3
41	3255-7	Washer - ETLW	1
42	49-7810	Nut - Lock	2
43	87-4920	Hose - Hydraulic (Model 07215)	1
43	94-5255	Hose - Hydraulic (Model 07215TC)	1
44	70-1480	Relay - S.P.D.T.	1
45	3234-4	Screw - Hex. Flange Hd.	4

T-1664-1

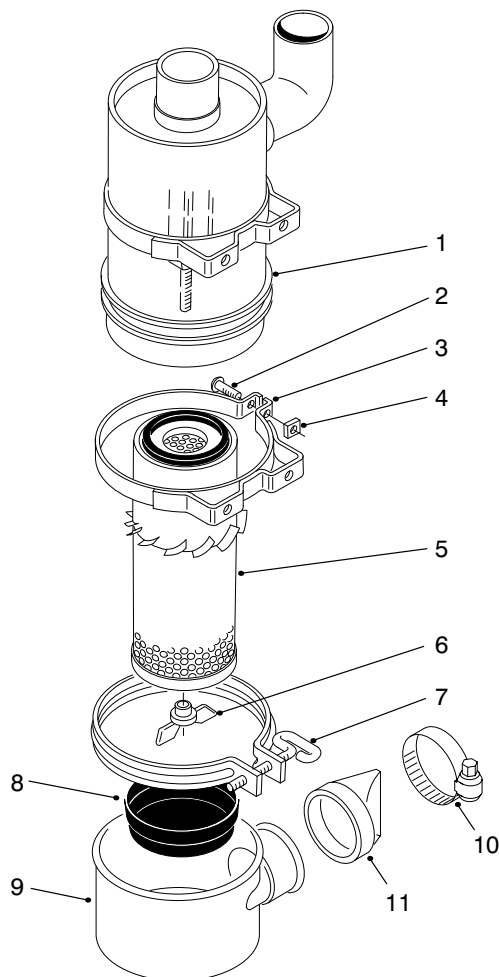


T-1665-3

FUEL TANK & AIR CLEANER ASSEMBLY

Ref. No.	Part No.	Description	No. Used
1	93-3102	Cap - Fuel	1
2	98-2915	Fuel Tank Assembly (Incl. Ref. #8, 9, 14 & 33)	1
3	62-7650	Gasket - Sending Unit	1
4	63-7640	Unit - Sending	1
5	3253-15	Washer - Lock	5
6	32122-24	Screw - Round Hd.	5
7	5-3637	Washer - Flat	1
8	2412-36	Clamp	1
9	98-2952	Fitting - Straight	1
10	2412-108	Clamp - Hose	1
11	98-2945	Hose - Fuel	1
12	63-9640	Hose - Fuel	1
14	353-781	Fitting - Fuel 90°	1
15	87-3140	Support - Rear	1
16	323-4	Screw - Cap Hex. Hd.	2
17	32128-23	Nut - Flange	2

Ref. No.	Part No.	Description	No. Used
18	3290-357	Nut - Flange	2
19	94-5238	Hose - Air Cleaner	1
20	2412-92	Clamp - Hose	1
21	46-7510	Hood - Inlet, Air	1
22	322-2	Screw - Cap Hex. Hd.	4
23	94-5235	Air Cleaner Assembly	1
25	32128-20	Nut - Flange Lock	4
26	3296-42	Nut - Lock	2
27	87-3150	Support - Front	1
28	3274-54	Screw - Hex. Socket Hd.	2
29	87-3160	Strap - Tank Support	2
30	87-3170	Pad - Tank Support Strap	2
31	3234-38	Screw - Cap Hex. Hd.	2
32	92-2379	Clamp - Hose	1
33	46-6560	Bushing	1
34	3290-378	Cable - Tie	1

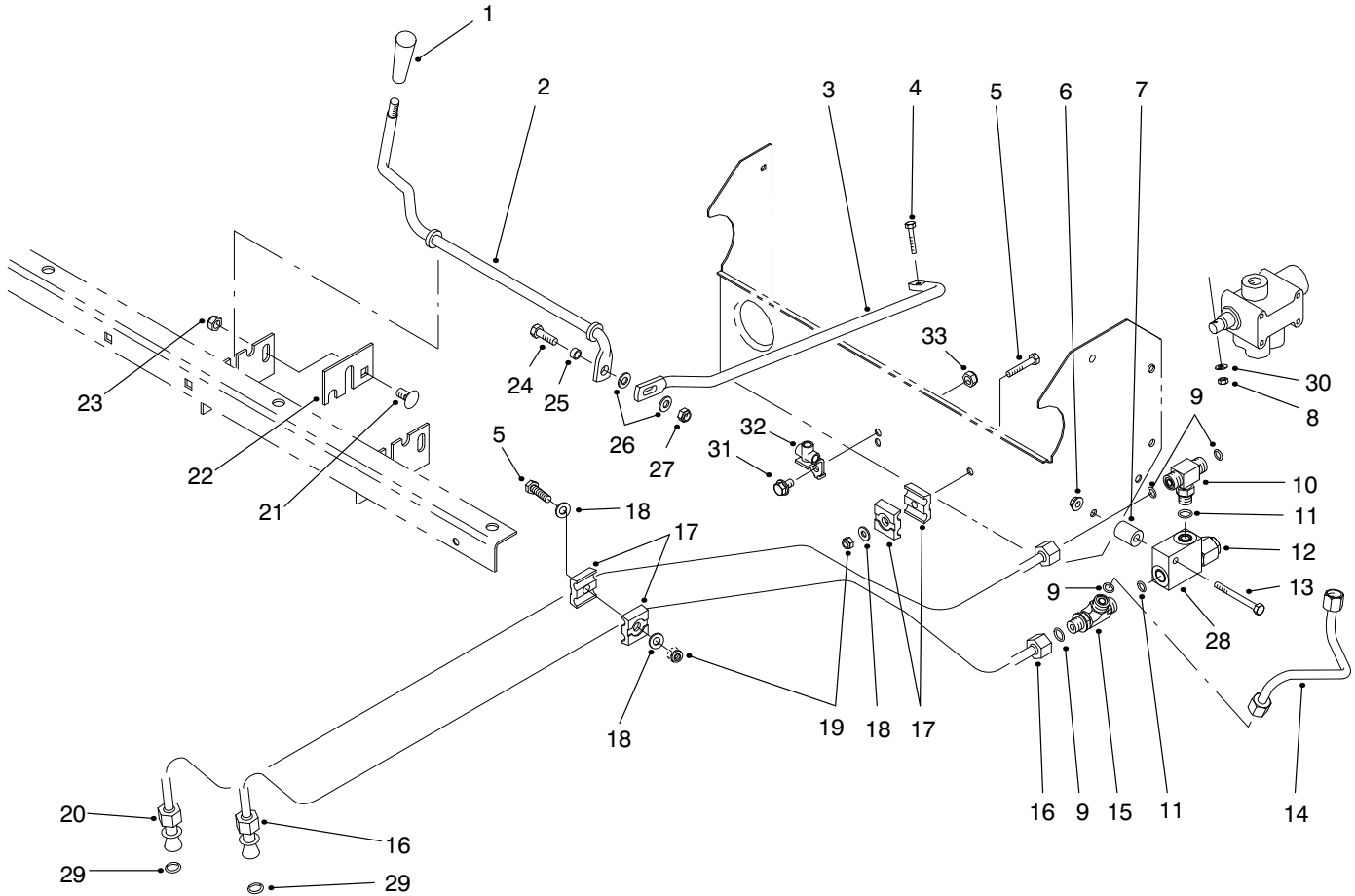


T-2507-3

AIR CLEANER ASSEMBLY

Ref. No.	Part No.	Description	No. Used	Ref. No.	Part No.	Description	No. Used
1		Body	1	7	33-1340	Clamp Assembly	1
2	3258-19	Screw - Round Head	2	8	33-1310	Baffle	1
3	33-1350	Band Assembly (Incl. Ref. #2 & 4)	2	9	87-9390	Cup	1
4	32107-11	Nut - Square	2	10	2412-130	Clamp - Hose	1
5	33-1300	Assembly - Element	1	11	87-9400	Valve	1
6	33-1330	Assembly - Nut	1	*	94-5235	Air Cleaner (Complete) (Incl. Ref. #1 & 5-11)	1

*Not Illustrated



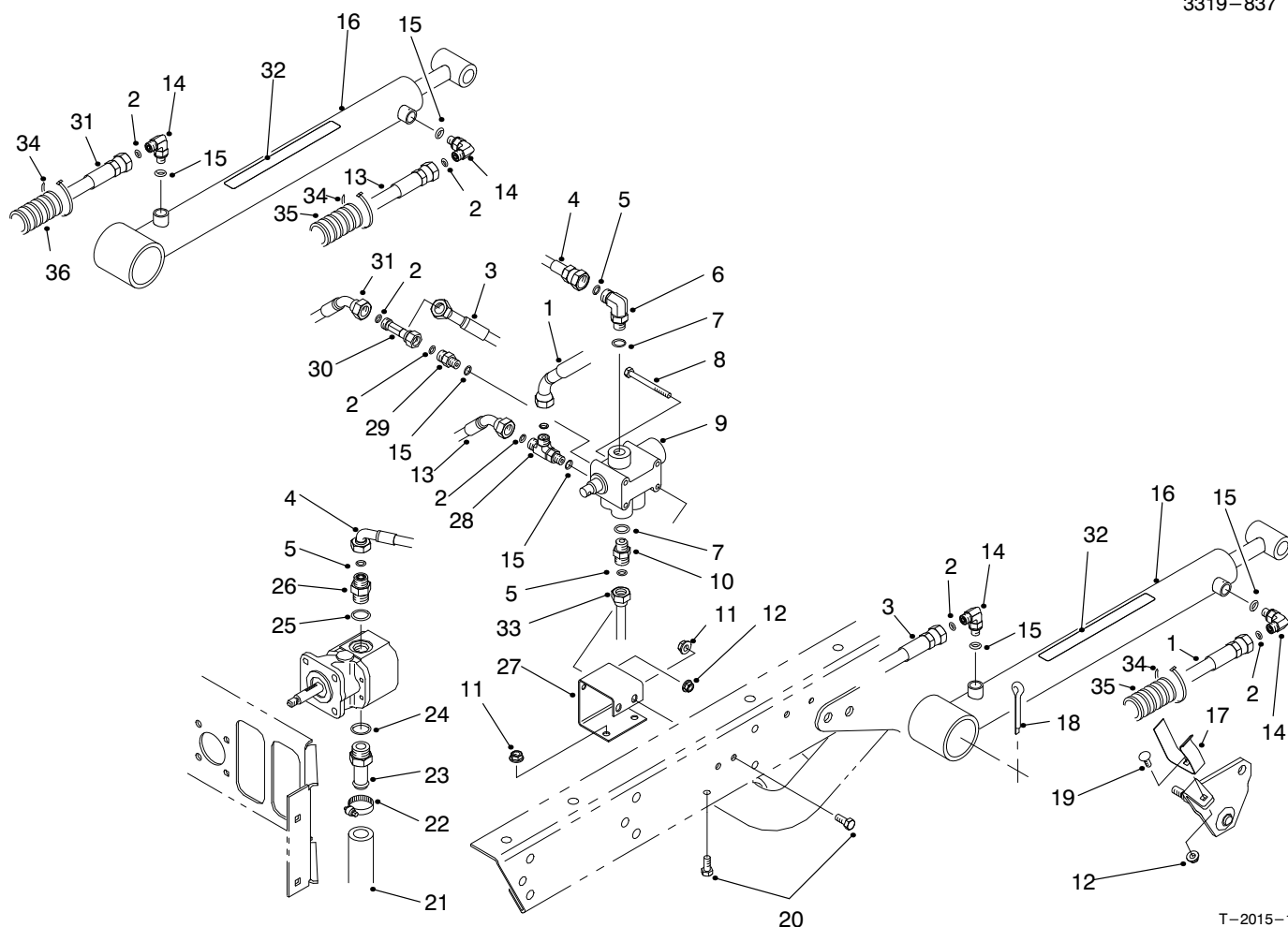
T-1610-1

LIFT VALVE LINKAGE ASSEMBLY

Ref. No.	Part No.	Description	No. Used
1	233-39	Knob	1
2	87-4500	Rod - Pivot	1
3	87-4510	Rod - Connecting	1
4	87-5150	Screw - Cap Hex. Hd.	1
5	321-9	Screw - Cap Hex. Hd.	2
6	32128-33	Nut - Flange Lock	1
7	75-9610	Spacer	1
8	87-5140	Nut - Lock	1
9	237-22	Seal - O-Ring	4
10	340-94	Fitting - Hydraulic Tee (Incl. Ref. #9 & 11)	1
11	237-42	Seal - O-Ring	2
12	92-2160	Cartridge - Relief Valve	1
13	321-15	Screw - Cap Hex. Hd.	1
14	87-4560	Tube - Hydraulic (Model 07215)	1
15	340-86	Fitting - Hydraulic Tee (Incl. Ref. #9 & 11)	1
16	93-7092	Hydraulic Tube Assembly (Incl. Ref. #29)	1

Ref. No.	Part No.	Description	No. Used
17	56-7973	Clamp - Hydraulic Tube	4
18	3256-22	Washer - Flat	3
19	3296-42	Nut - Lock	2
20	93-7093	Hydraulic Tube Assembly (Incl. Ref. #29)	1
21	3231-21	Bolt - Carriage	1
22	87-4490	Bracket - Hold-Down	1
23	3296-39	Nut - Lock	1
24	322-5	Screw - Cap Hex. Hd.	1
25	87-5080	Spacer - Connecting	1
26	3256-23	Washer - Flat	2
27	3296-29	Nut - Lock	1
28	92-2161	Body - Relief Valve	1
29	39-7310	Seal - O-Ring	2
30	3256-14	Washer - Flat	1
31	322-2	Screw - Cap Hex. Hd.	1
32	87-3560	Tee - Brake Line	1
33	32128-20	Nut - Lock	1
*	87-3680	Assembly - Relief Valve (Incl. Ref. #12 & 28)	1

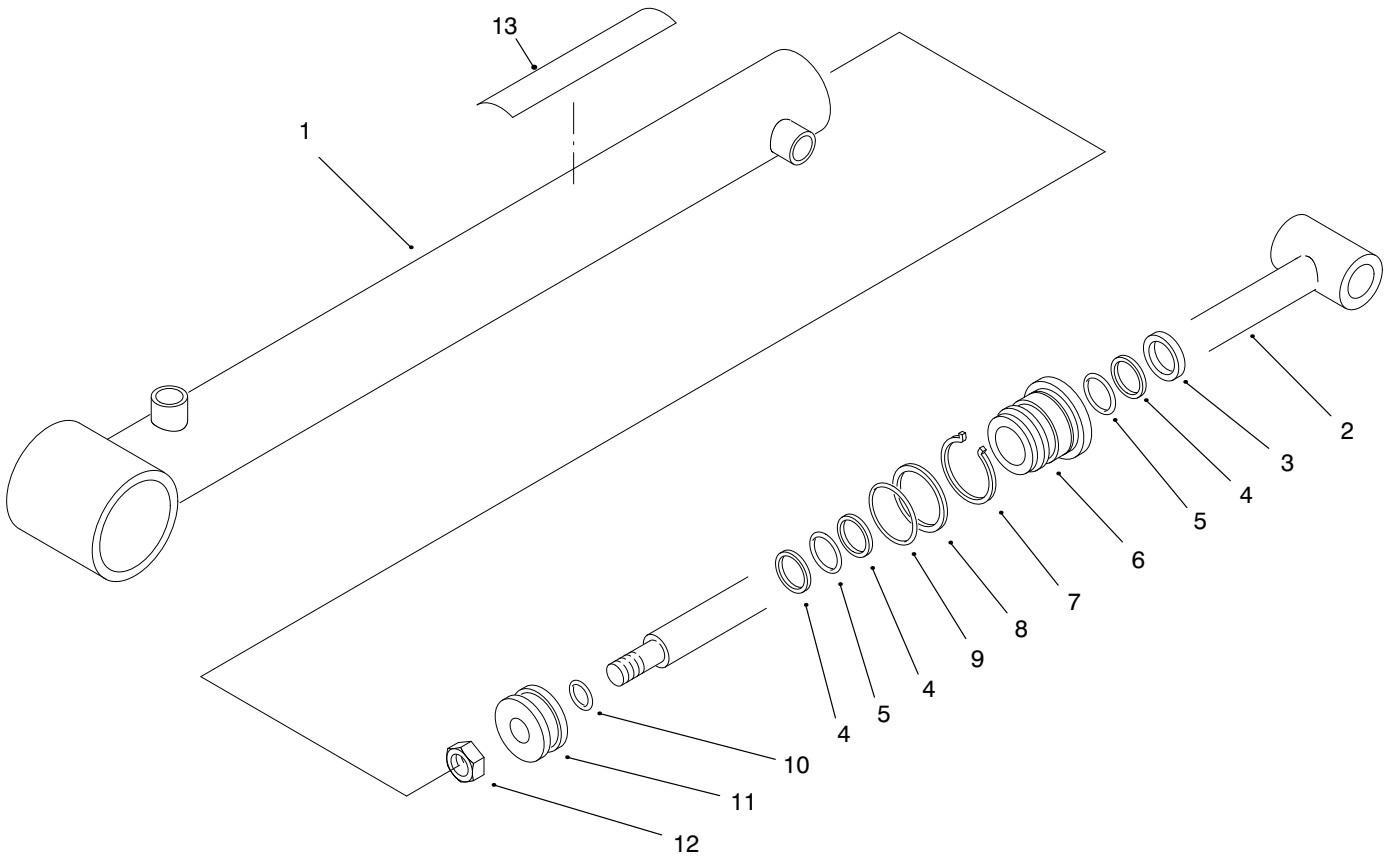
*Not Illustrated



T-2015-1

LIFT VALVE & CYLINDER ASSEMBLY

Ref. No.	Part No.	Description	No. Used	Ref. No.	Part No.	Description	No. Used
1	92-2697	Hose - Hydraulic	1	17	87-3720	Retainer - Cylinder	2
2	237-21	Seal - O-Ring	6	18	3272-37	Pin - Cotter	2
3	87-4880	Hose - Hydraulic	1	19	3229-25	Screw - Carriage	2
4	87-4870	Hose - Hydraulic (Model 07215)	1	20	322-3	Screw - Cap Hex. Hd.	4
4	93-9552	Hose - Hydraulic (Model 07215TC)	1	21	87-3670	Hose - Hydraulic	1
5	237-22	Seal - O-Ring	3	22	2412-34	Clamp	1
6	340-77	Fitting - Hydraulic 90° (Incl. Ref. #5 & 7)	1	23	354-136	Fitting - Hydraulic Straight (Incl. Ref. #24)	1
7	237-42	Seal - O-Ring	1	24	237-80	Seal - O-Ring	1
8	321-14	Screw - Cap Hex. Hd.	2	25	237-79	Seal - O-Ring	1
9	43-1950	Valve	1	26	340-3	Fitting - Hydraulic Straight (Incl. Ref. #5 & 25)	1
10	340-2	Fitting - Straight (Incl. Ref. #5 & 7) (Model 07215)	1	27	87-4520	Bracket - Dump Valve	1
10	340-77	Fitting - 90° (Incl. Ref. #5 & 7) (Model 07215TC)	1	28	340-140	Fitting - Hydraulic Tee (Incl. Ref. #2 & 15)	1
11	32128-20	Nut - Flange Head	4	29	340-92	Fitting - Hydraulic Straight (Incl. Ref. #2 & 15)	1
12	32128-33	Nut - Flange Head	2	30	340-151	Fitting - Hydraulic Tee (Incl. Ref. #2)	1
13	87-4910	Hose - Hydraulic	1	31	87-4900	Hose - Hydraulic	1
14	340-132	Fitting - Hydraulic 90° (Incl. Ref. #2 & 15)	4	32	87-7930	Decal - Warning	2
15	237-78	Seal - O-Ring	4	32	93-9852	Decal - Warning (Europe)	2
16	94-5203	Hydraulic Cylinder Assy. (Incl. Ref. #32)	2	32	92-6415	Decal - Warning (Japan)	2
				33	87-4560	Tube - Hydraulic	1
				34	3290-378	Tie - Cable (Europe)	6
				35	24-7923	Conduit - Hose (Europe)	2
				36	24-7922	Conduit - Hose (Europe)	1



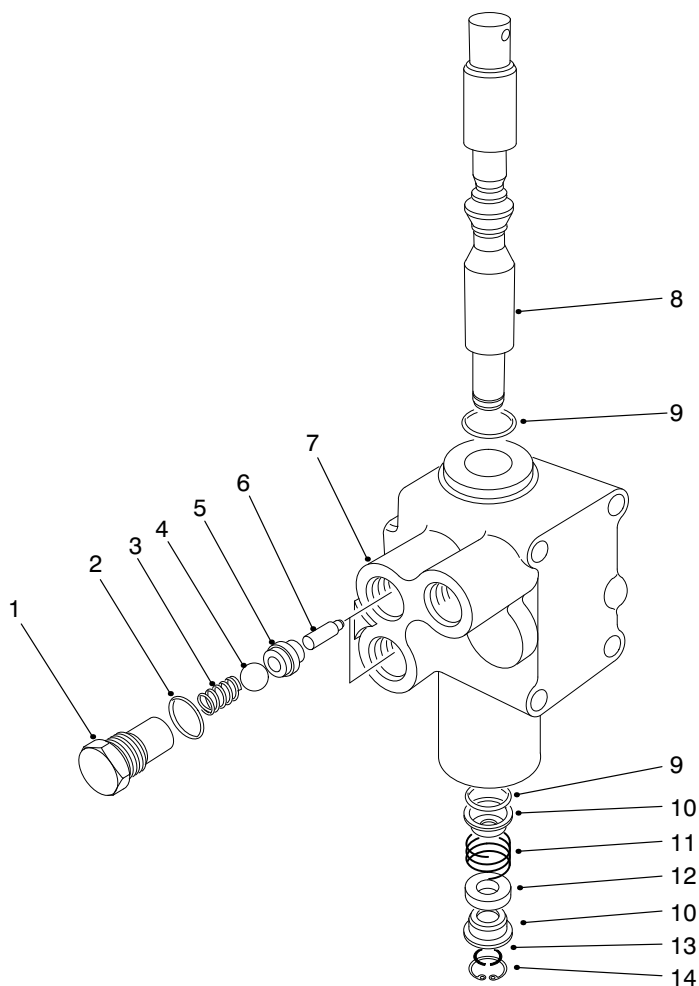
T-2342-1

LIFT CYLINDER NO. 94-5203

Ref. No.	Part No.	Description	No. Used
1	94-5206	Barrel Assembly	1
2	94-5207	Shaft	1
3		Seal - Dust	1
4		Backup	3
5		Seal - O-Ring	2
6	92-2162	Head	1
7	84-1680	Ring - Retaining	1
8		Backup	1

Ref. No.	Part No.	Description	No. Used
9		Seal - O-Ring	1
10		Seal - O-Ring	1
11	43-5150	Piston	1
12	32152-10	Nut	1
13	87-7930	Decal - Warning	1
*	92-2165	Kit - Repair (Incl. Ref. #3-5 & 8-10)	1

*Not Illustrated

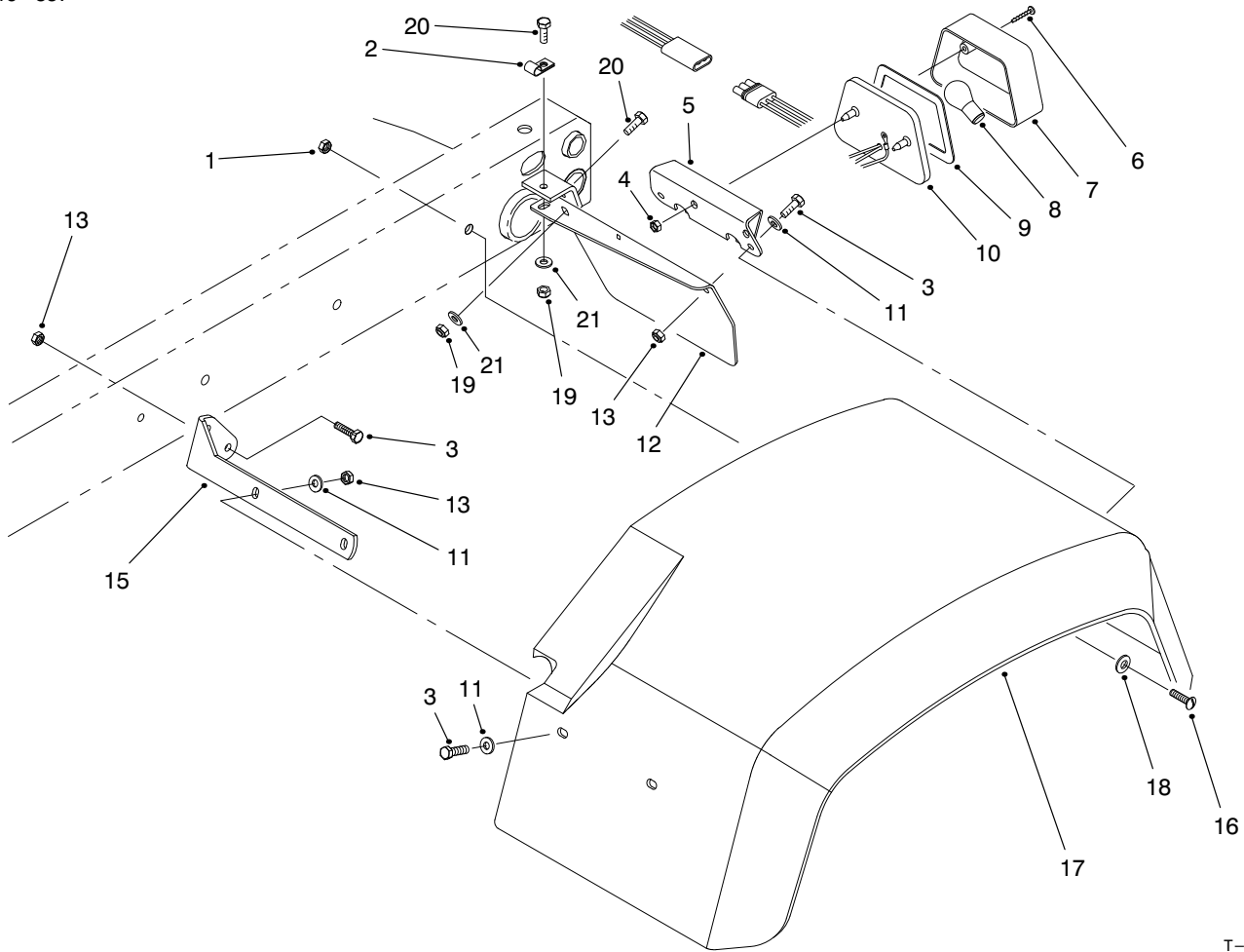


T-0280-3

CONTROL VALVE ASSEMBLY NO. 43-1950

Ref. No.	Part No.	Description	No. Used
1	22-8330	Plug	2
2	237-42	O-Ring	2
3	22-8340	Spring	2
4	22-8350	Ball	2
5	22-8370	Seat-Check Valve	2
6	22-8360	Pin - Cam	2
7		Body	1

Ref. No.	Part No.	Description	No. Used
8	22-8420	Spool	1
9	22-8500	O-Ring	2
10	22-8380	Retainer - Spring	2
11	22-8410	Spring	1
12	23-3030	Spacer	1
13	22-8480	Ring - Retaining, Spool	1
14	22-8490	Ring - Retaining	1



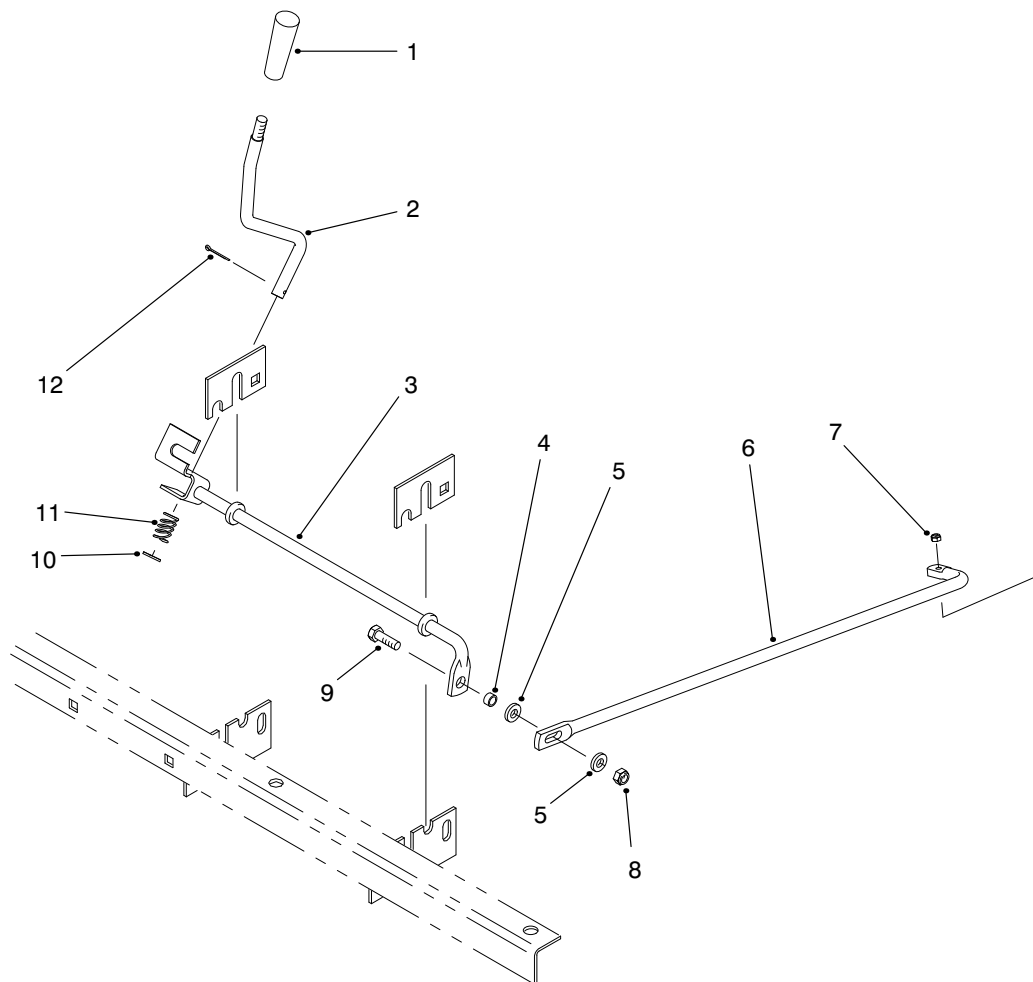
T-1613-1

REAR FENDER & TAIL LIGHT ASSEMBLY

Ref. No.	Part No.	Description	No. Used
1	3296-39	Nut - Lock	6
2	2412-93	Clamp - R	1
3	321-6	Screw - Cap Hex. Hd.	12
4	3290-506	Palnut	2
5	87-5770	U-Bracket - Tail Light	1
6	32144-93	Screw - Self Tapping	2
7	87-6300	Lens	1
8		Bulb (#1157 Std. 12 Volt)	1
9	87-6310	Gasket	1
10	87-2110	Tail Light Assembly (Incl. Ref. #6-9)	1

Ref. No.	Part No.	Description	No. Used
11	3256-22	Washer - Flat	19
12	93-8943	Plate - Tail Light LH	1
*	93-8944	Plate - Tail Light RH	1
13	3296-42	Nut - Lock	12
15	93-8941	Bracket - Front LH	1
*	93-8942	Bracket - Front RH	1
16	3274-94	Screw - Socket Button Hd.	6
17	87-6660	Fender - Rear 24"	2
18	3256-24	Washer - Flat	6
19	3296-29	Nut - Lock	4
20	322-5	Screw - Cap Hex. Hd.	4
21	3256-23	Washer - Flat	4

*Not Illustrated

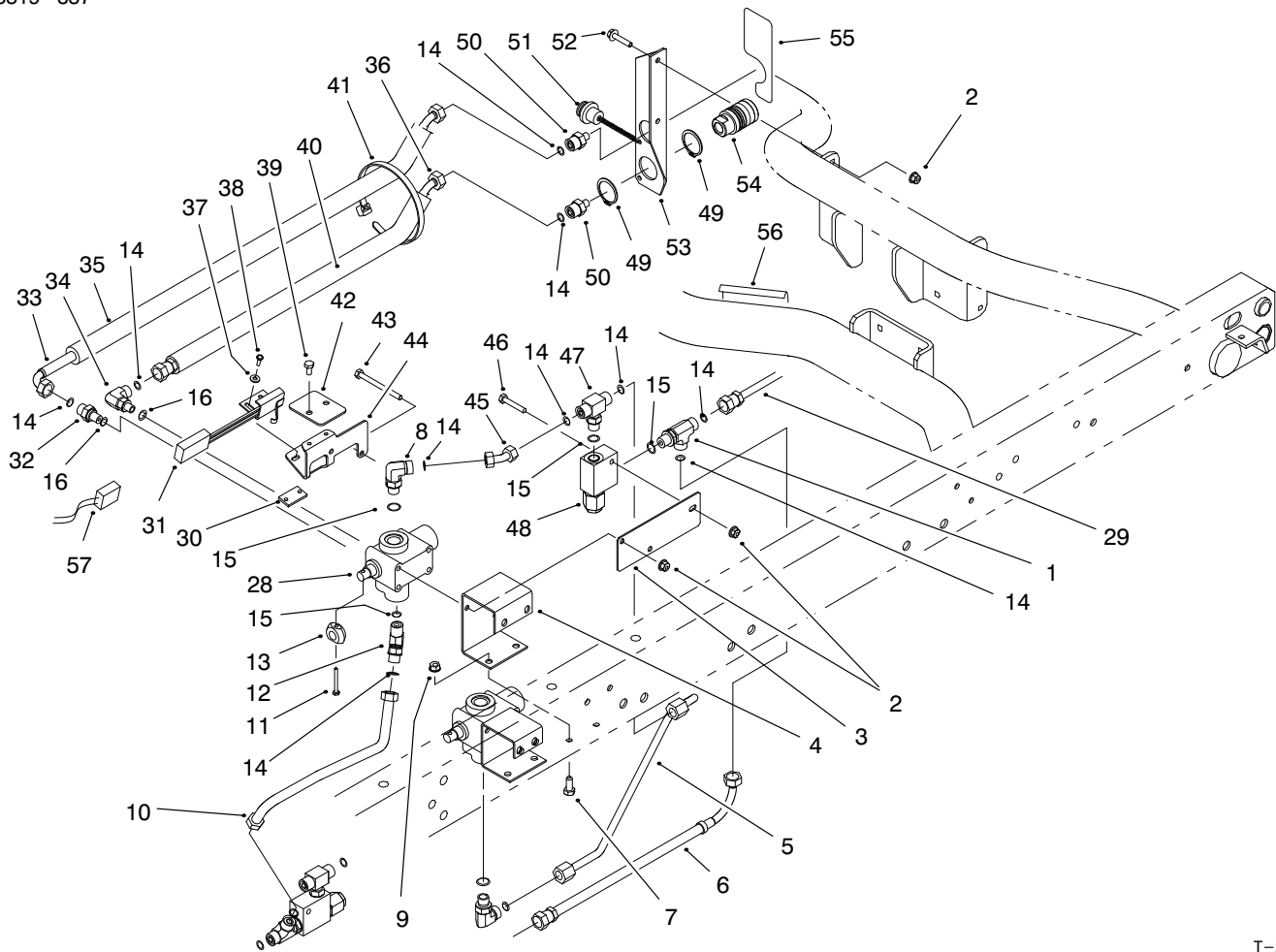


T-2623

REMOTE HYDRAULICS CONTROL LEVER & LINKAGE (Model 07215TC)

Ref. No.	Part No.	Description	No. Used
1	233-39	Knob	1
2	87-4580	Rod - Auxiliary Lever	1
3	87-4610	Rod - Auxiliary	1
4	87-5080	Spacer - Connecting Rod	1
5	3256-23	Washer - Flat	2
6	93-9536	Rod - Connecting	1

Ref. No.	Part No.	Description	No. Used
7	3296-2	Nut - Hex.	1
8	3296-29	Nut - Lock	1
9	322-5	Screw - Cap Hex. Hd.	1
10	3256-25	Washer - Flat	1
11	66-4850	Spring - Compression	1
12	3272-7	Pin - Cotter	1

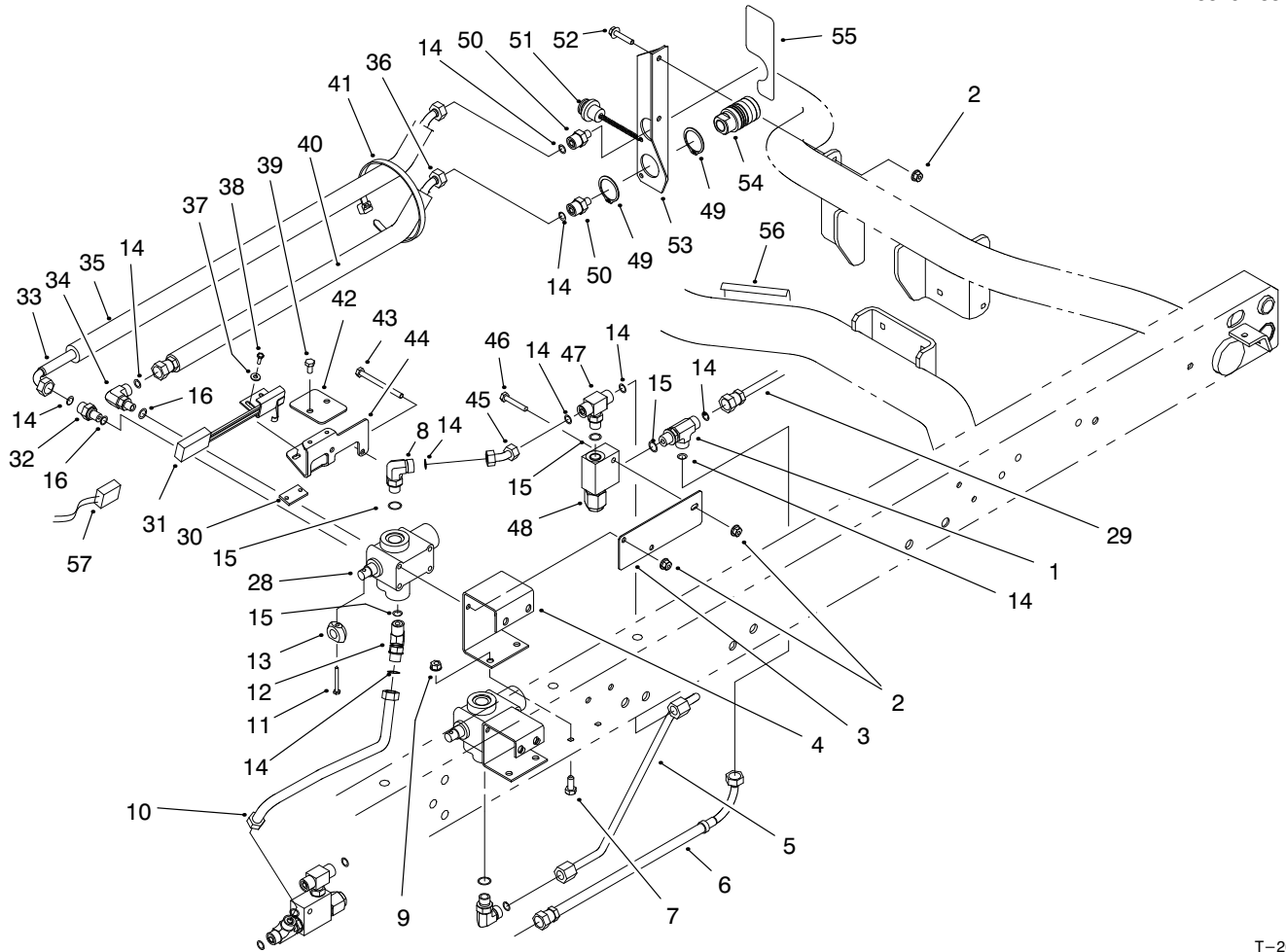


T-2624

REMOTE HYDRAULICS PLUMBING ASSEMBLY (Model 07215TC)

Ref. No.	Part No.	Description	No. Used
1	340-86	Fitting - Hydraulic Tee (Incl. Ref. #14 & 15)	1
2	32128-33	Nut - Flange Lock	5
3	92-2623	Plate - Valve Mount	1
4	87-4620	Bracket - Auxiliary Valve	1
5	93-9535	Hydraulic Tube Assembly	1
6	92-2624	Hydraulic Hose Assembly	1
7	322-3	Screw - Cap Hex. Hd.	4
8	340-77	Fitting - Hydraulic 90° (Incl. Ref. #14 & 15)	2
9	32128-20	Nut - Lock	4
10	92-2622	Hydraulic Tube Assembly	1
11	32105-5	Screw	1
12	340-87	Fitting - Hydraulic 45° (Incl. Ref. #14 & 15)	1
13	93-9542	Cam - Switch	1
14	237-22	Seal - O-Ring	10
15	237-42	Seal - O-Ring	5
16	237-78	Seal - O-Ring	3
28	43-1710	Rod - Auxiliary Lever	1
29	94-5255	Hydraulic Hose Assembly	1
30	93-9539	Strip - Tapped	1
31	92-7905	Switch & Bracket Assembly	1
32	340-88	Fitting - Hydraulic Straight (Incl. Ref. #14 & 16)	1

Ref. No.	Part No.	Description	No. Used
33	92-2606	Hydraulic Hose Assembly	1
34	340-97	Fitting - Hydraulic 90° (Incl. Ref. #14 & 16)	1
35	93-9540	Sleeve - Protective	1
36	92-2605	Hydraulic Hose Assembly	1
37	3256-14	Washer - Flat	2
38	32105-8	Screw	2
39	321-2	Screw - Hex. Hd.	2
40	93-9551	Sleeve - Protective	1
41	3290-378	Tie - Cable	6
42	93-9538	Cover - Switch	1
43	321-23	Screw - Hex. Hd.	2
44	93-9537	Bracket - Switch Mounting	1
45	92-2620	Hydraulic Tube Assembly	1
46	321-9	Screw - Hex. Hd.	1
47	340-94	Fitting - Hydraulic Tee (Incl. Ref. #14 & 15)	1
48	92-2625	Relief Valve Assembly (1900 psi)	1
49	92-2601	Ring - Retaining	4
50	340-12	Fitting - Hydraulic Straight (Incl. Ref. #14)	2
51	92-2603	Plug - Dust	2
52	3234-21	Screw - Hex. Hd.	2



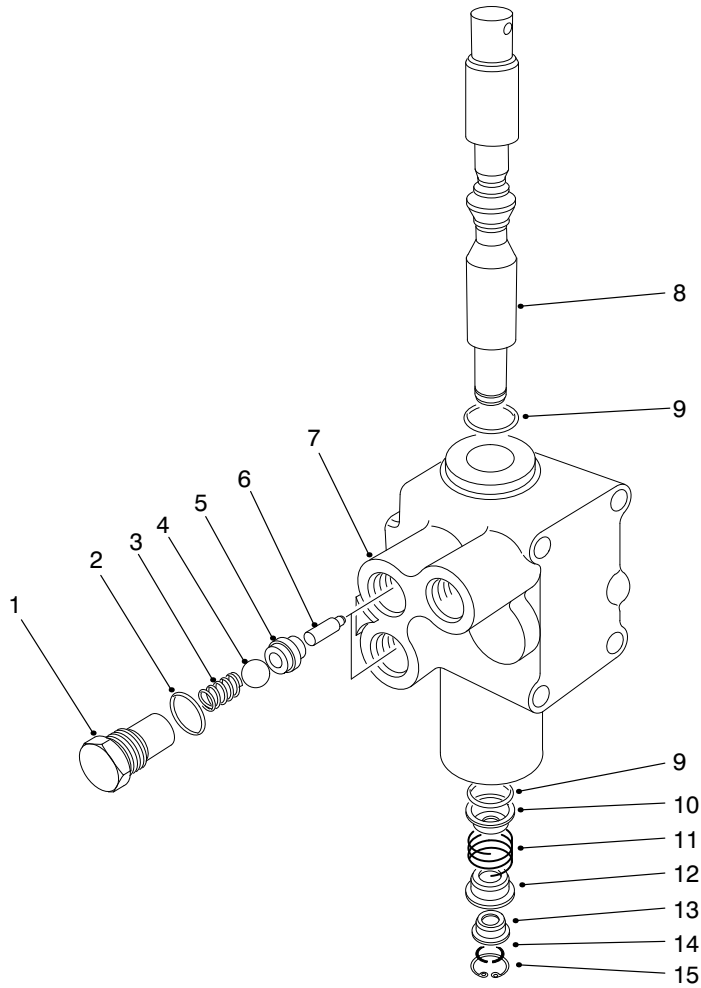
T-2624

REMOTE HYDRAULICS PLUMBING ASSEMBLY (Model 07215TC) (Continued)

Ref. No.	Part No.	Description	No. Used
53	92-2771	Rear Coupler Bracket Assy. (Incl. Ref. #55)	1
54	92-2602	Coupling - Hyd. Female	2
55	92-2610	Decal - Coupler (US)	1
*	93-9089	Decal - Coupler (CE)	1
*	92-5339	Decal - Coupler (JAP)	1

Ref. No.	Part No.	Description	No. Used
56	92-2611	Decal - Caution (US)	1
*	93-9090	Decal - Caution (CE)	1
*	92-5466	Decal - Caution (JAP)	1
57	93-9541	Harness - Wire	1

*Not Illustrated

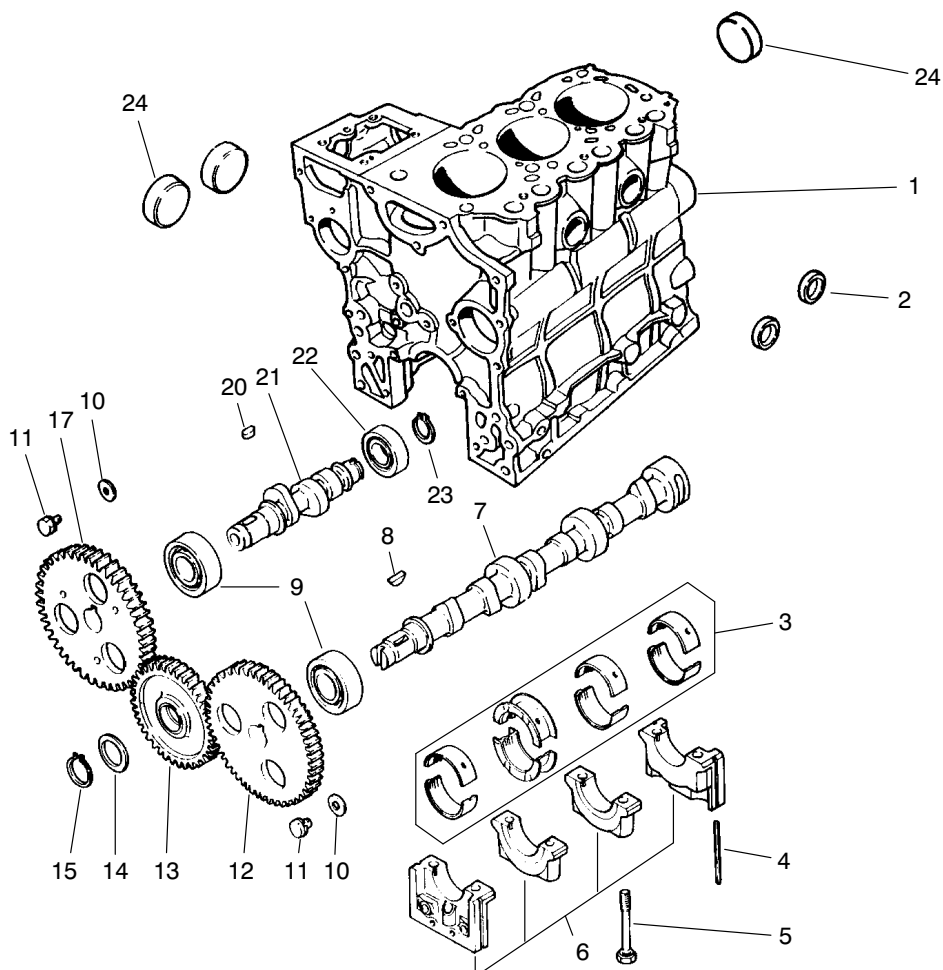


T-0428-2

CONTROL VALVE ASSEMBLY NO. 43-1710

Ref. No.	Part No.	Description	No. Used
1	22-8330	Plug	2
2	237-42	O-Ring	2
3	22-8340	Spring	2
4	22-8350	Ball	2
5	22-8370	Seat-Check Valve	2
6	22-8360	Pin - Cam	2
7		Body	1
8	22-8420	Spool	1

Ref. No.	Part No.	Description	No. Used
9	22-8500	O-Ring	2
10	22-8380	Retainer - Spring	2
11	22-8410	Spring	1
12	22-8390	Spring Retainer	1
13	23-3030	Spacer	1
14	22-8480	Ring - Retaining, Spool	1
15	22-8490	Ring - Retaining	1

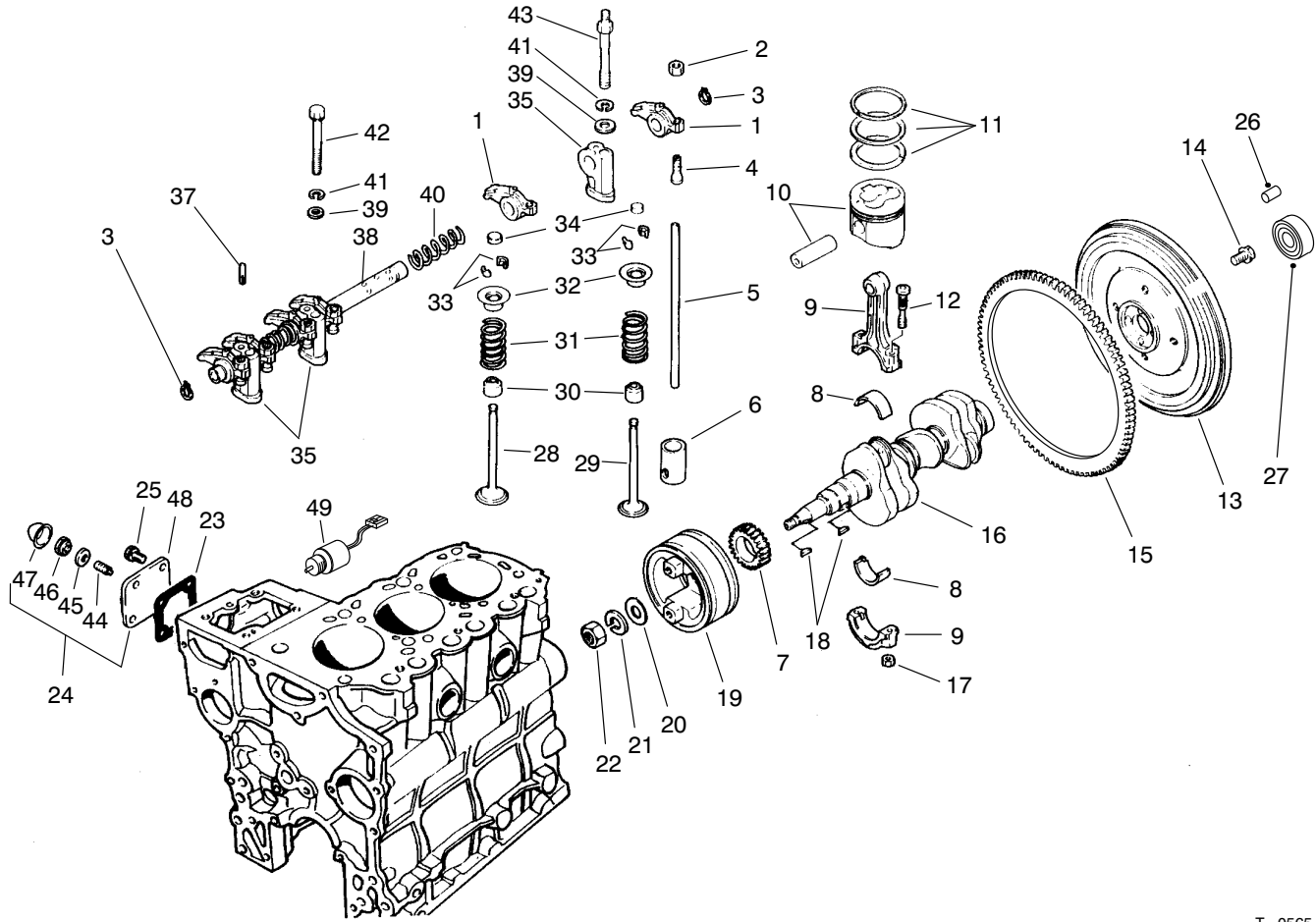


T-0564-1

CAMSHAFT ASSEMBLY

Ref. No.	Part No.	Description	No. Used	Ref. No.	Part No.	Description	No. Used
1	94-1257	Block Sub-Assembly (Incl. Ref. #2, 5, 6 & 24)	1	10	67-3000	Washer	2
2	42-7080	Cap	2	11	42-9490	Bolt w/Washer	2
3	75-4900	Bearing Set STD	1	12	92-0827	Gear	1
*	67-2410	Bearing Set 0.25	1	13	92-0842	Gear Assembly	1
*	67-2420	Bearing Set 0.50	1	14	92-0839	Plate	1
4	67-2200	Seal	4	15	92-0841	Ring - Retaining	1
5	67-2250	Bolt	8	17	92-0840	Gear	1
6		Cap Assembly	1	20	42-7840	Key	1
7	67-3010	Cam Shaft	1	21	67-3060	Shaft	1
8	56-0480	Key - Woodruff	1	22	67-3050	Bearing	1
9	67-3030	Bearing	2	23	67-3080	Ring - Retaining	1
				24	56-0020	Plug	3

*Not Illustrated

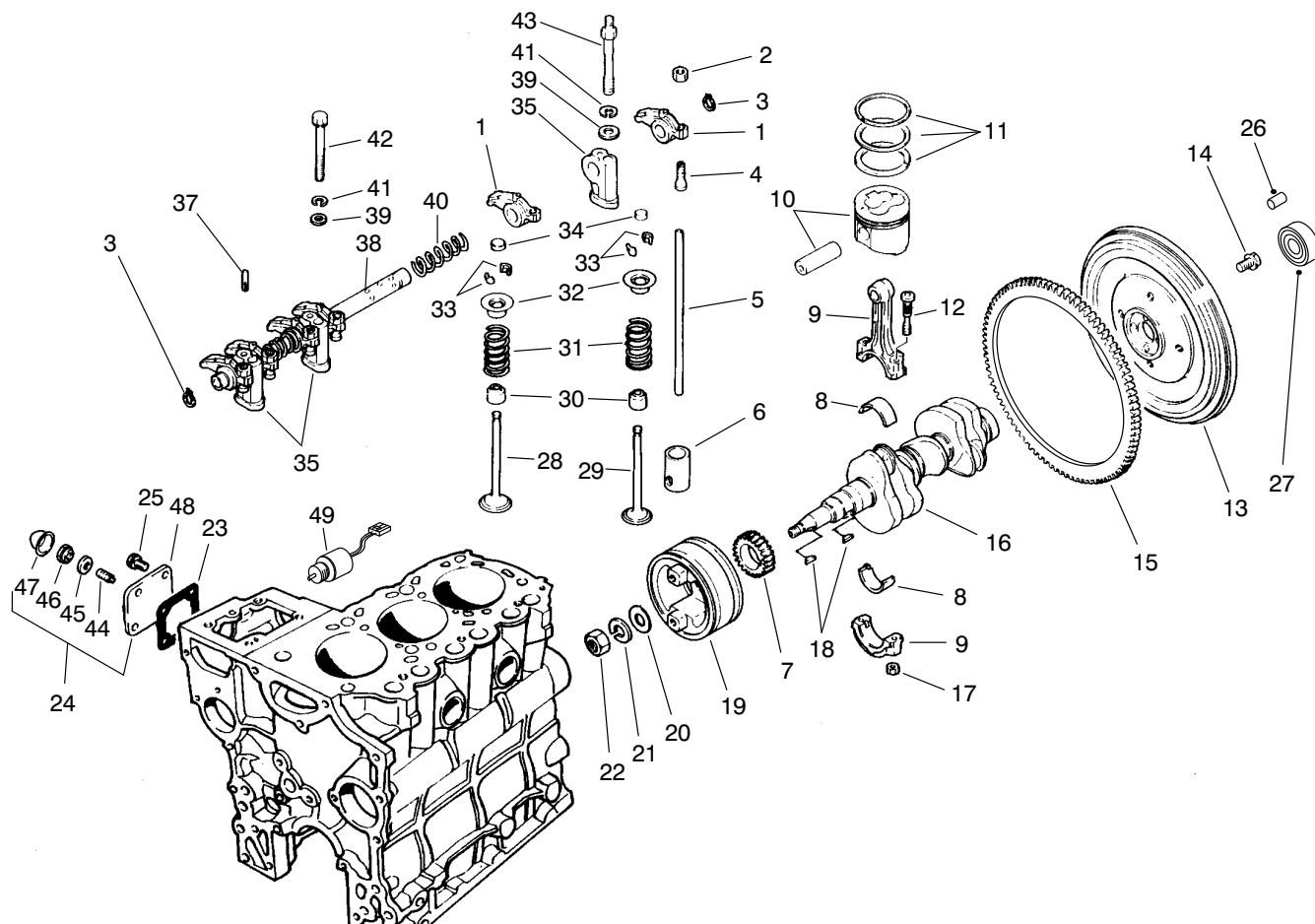


T-0565-1

VALVES AND CRANKSHAFT ASSEMBLY

Ref. No.	Part No.	Description	No. Used	Ref. No.	Part No.	Description	No. Used
1	67-3160	Arm - Rocker	6	19	70-8680	Pulley - Crankshaft	1
2	67-3230	Nut - Jam	6	20	67-2950	Washer	1
3	67-3240	Ring - Retaining	2	21	67-2960	Washer - Lock	1
4	67-3210	Screw - Adjusting	6	22	67-2940	Nut - Jam	1
5	67-3150	Rod - Push	6	23	67-4310	Gasket	1
6	67-3120	Tappet	6	24	75-5110	Cover Assembly (Incl. Ref. #44-48)	1
7	92-0835	Gear	1	25	42-9440	Bolt W/Washer	4
8	75-5010	Bearing Set STD	3	26	51-5610	Pin - Dowel	3
*	67-2890	Bearing Set 0.25 US	3	27	92-1914	Bearing - Ball	1
*	67-2900	Bearing Set 0.50 US	3	28	67-3130	Valve - Intake	3
9	67-2850	Connecting Rod Assembly (Incl. Ref. #12 & 17)	3	29	67-3140	Valve - Exhaust	3
10	93-8973	Piston & Pin Set STD	3	30	42-7870	Seal	6
*	93-8975	Piston & Pin Set 0.25 OS	3	31	67-3110	Spring	6
*	93-8976	Piston & Pin Set 0.50 OS	3	32	67-3100	Retainer	6
11	75-5050	Ring Set STD	3	33	42-7860	Lock	12
*	75-5060	Ring Set 0.25 OS	3	34	67-3180	Cap	6
*	75-5070	Ring Set 0.50 OS	3	35	67-3200	Stay - Rocker	3
12	67-2860	Bolt	6	37	67-3220	Pin	1
13	92-0836	Flywheel Assembly (Incl. Ref. #15)	1	38	67-3190	Rocker Shaft Assembly	1
14	67-2990	Bolt	4	39	42-9660	Washer	4
15	67-2980	Gear - Ring	1	40	67-3170	Spring	2
16	92-0845	Crankshaft	1	41	67-3260	Washer	6
17	42-9590	Nut	6	42	42-9510	Bolt	1
18	56-0480	Key - Woodruff	2	43	67-3250	Bolt - Rockers Stay	2
				44	43-3160	Screw - Adjusting	1

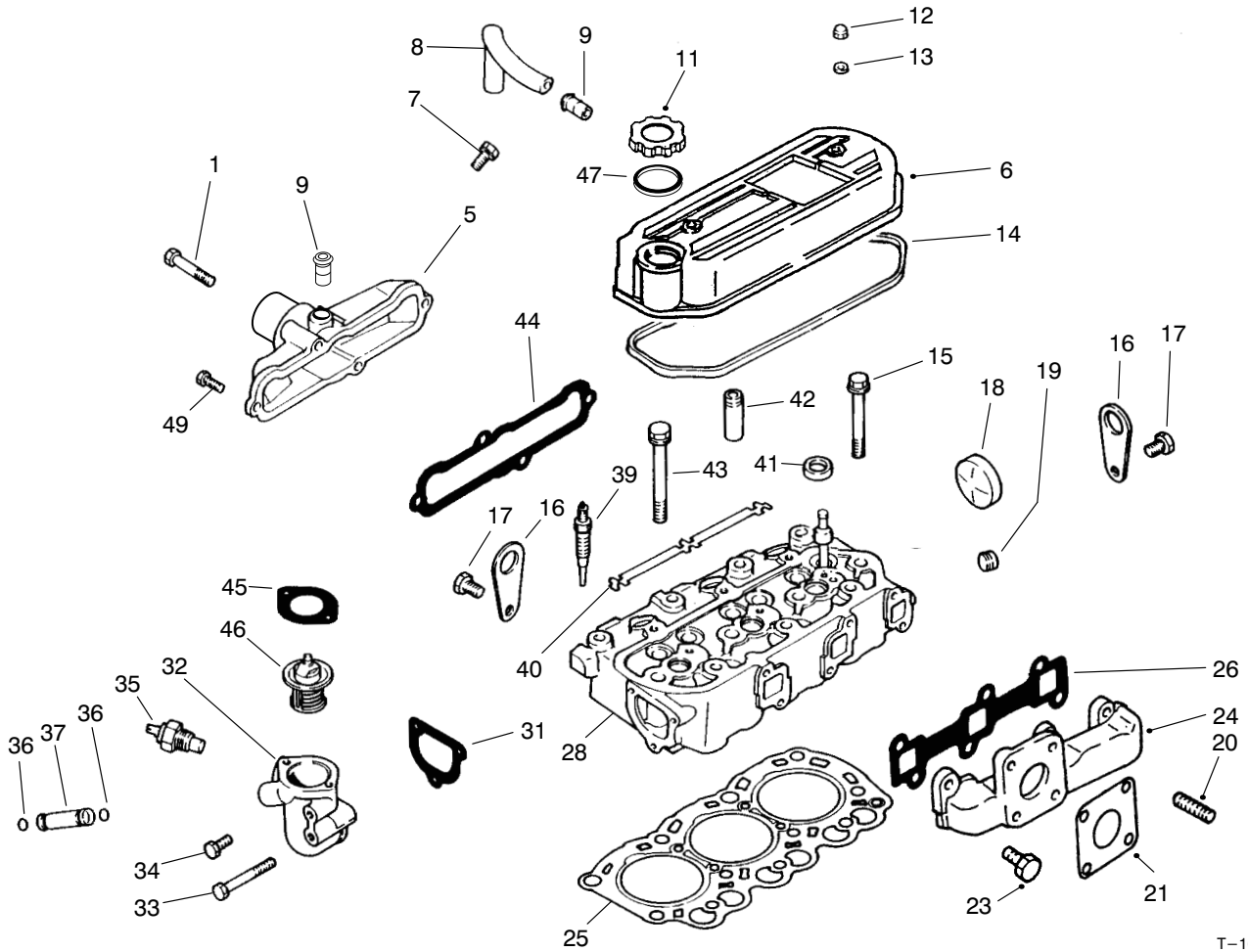
*Not Illustrated



T-0565-1

VALVES AND CRANKSHAFT ASSEMBLY (Continued)

Ref. No.	Part No.	Description	No. Used	Ref. No.	Part No.	Description	No. Used
45	75-5120	Gasket	1	48	67-4250	Cover	1
46	43-5960	Nut - Special	1	49	63-7440	Solenoid - Shutoff	1
47	43-2820	Cap - Sealing	1				

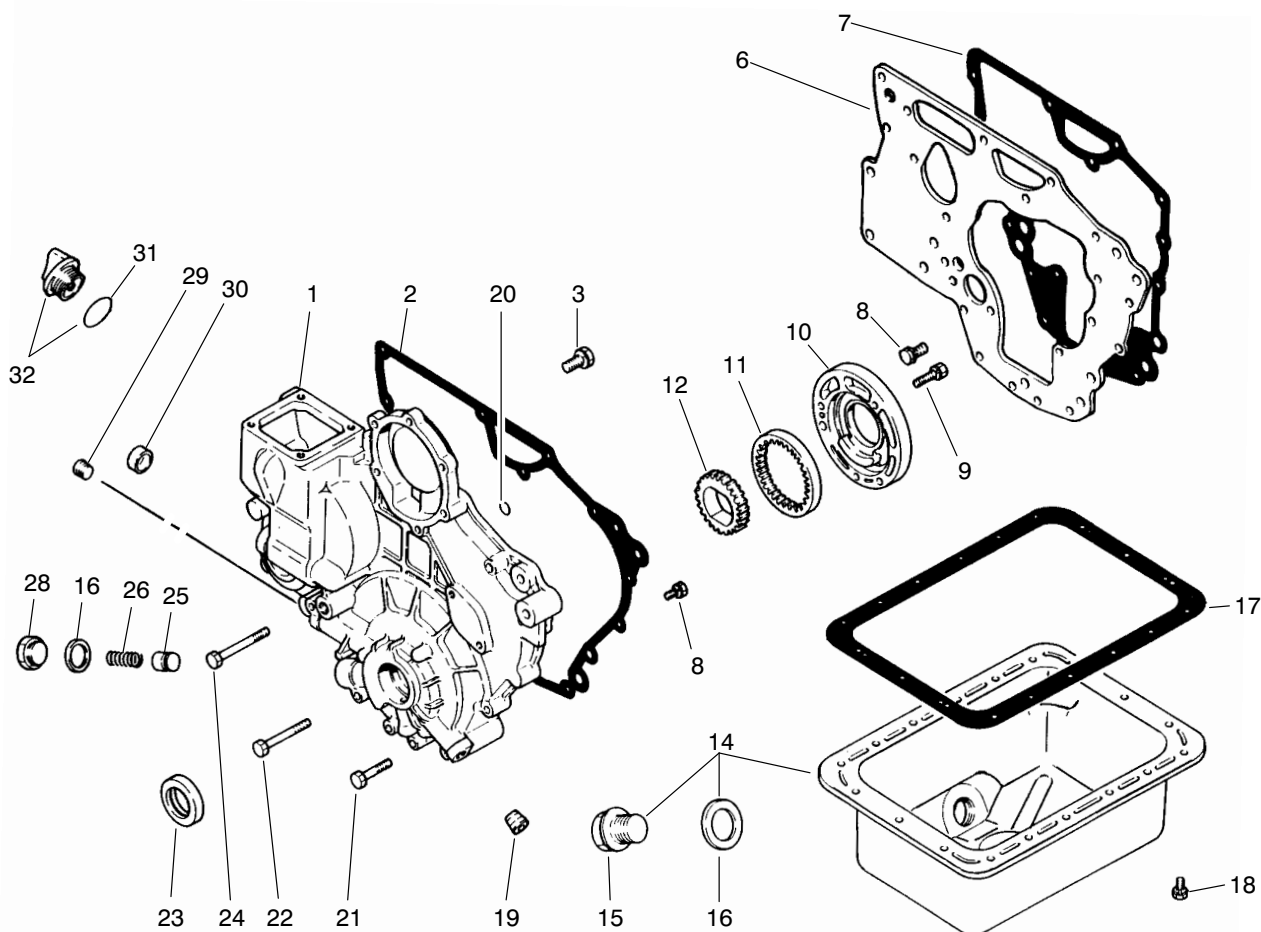


T-1666-1

CYLINDER HEAD ASSEMBLY

Ref. No.	Part No.	Description	No. Used
1	67-4400	Bolt	2
5	94-3533	Cover (Intake)	1
6	67-2750	Cover Assembly (Incl. Ref. #9)	1
7	42-9430	Bolt w/Washer	1
8	67-2670	Hose - Breather	1
9	42-7510	Pipe	2
11	67-2650	Cap - Oil Filler	1
12	67-2770	Nut - Cap	2
13	67-2780	Washer	2
14	67-2760	Gasket	1
15	67-2740	Bolt - Flange	3
16	67-2680	Hanger - Engine	2
17	67-2340	Bolt w/Washer	2
18	56-0020	Plug - Expansion	1
19	67-2570	Plug - Taper	1
20	42-9570	Stud	4
21	42-9110	Gasket	1
23	67-4590	Bolt	6
24	70-8750	Manifold - Exhaust	1

Ref. No.	Part No.	Description	No. Used
25	94-1258	Gasket - Cylinder Head	1
26	67-4570	Gasket - Exhaust Manifold	1
28	93-8970	Cylinder Head Assembly (Incl. Ref. #18, 41 & 42)	1
31	67-4460	Gasket (Thermostat Fitting)	1
32	92-0837	Fitting - Thermostat	1
33	67-4470	Bolt	1
34	67-2330	Bolt	4
35	67-4510	Gauge Nut - Water Temp.	1
36	43-2710	O-Ring	2
37	67-4480	Pipe - By-Pass	1
39	92-0844	Plug - Glow	3
40	67-4690	Plate - Glow Plug	1
41	67-2710	Cap - Sealing	3
42	67-2700	Guide - Valve	6
43	67-2730	Bolt	8
44	67-4550	Gasket - Intake Manifold	1
45	93-8974	Thermostat	1
46	67-4430	Gasket - Thermostat	1
47	67-2660	Seal - O-Ring	1

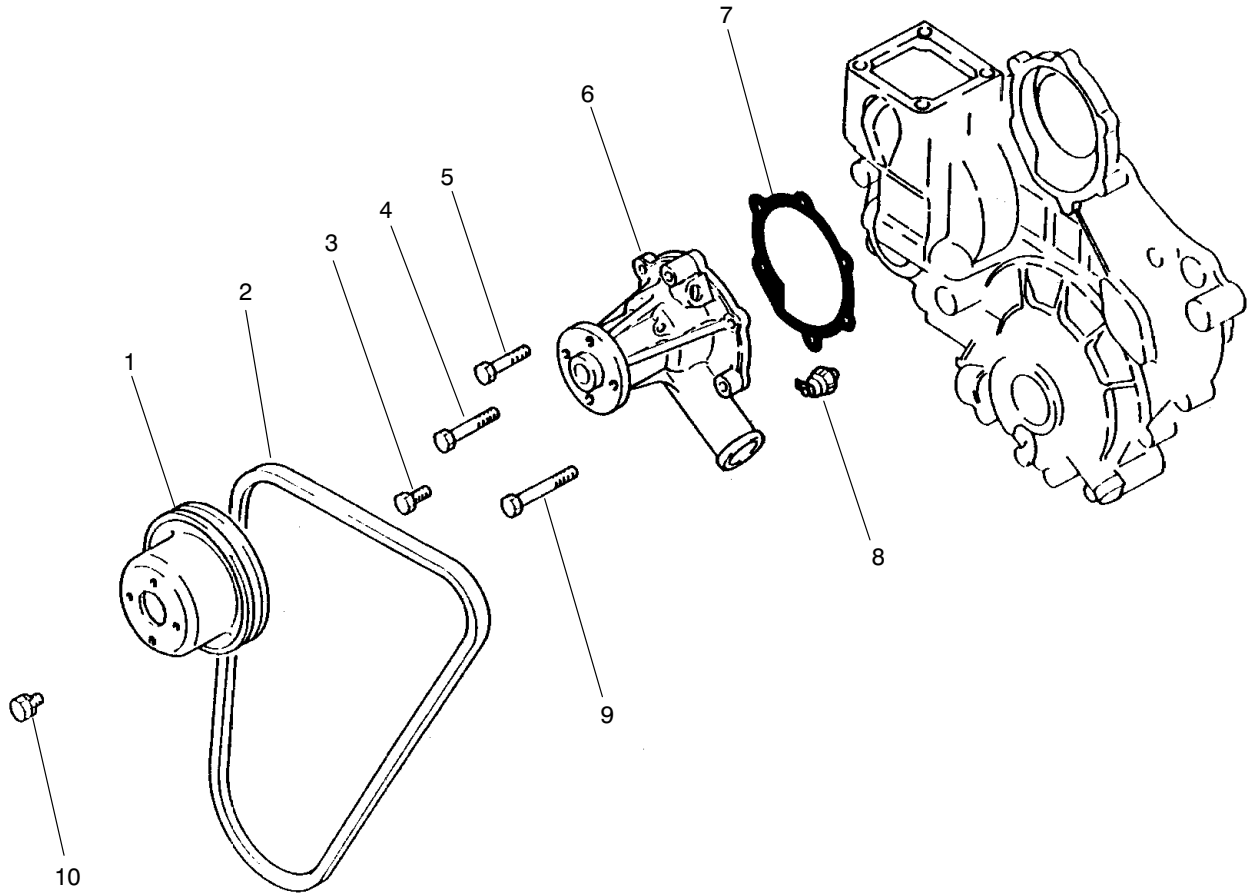


T-0567-1

CRANKCASE ASSEMBLY

Ref. No.	Part No.	Description	No. Used	Ref. No.	Part No.	Description	No. Used
1	94-1259	Case Sub-Assembly	1	19	42-7210	Plug	1
2	67-2580	Gasket - Case	1	20	67-2630	O-Ring	2
3	67-2340	Bolt w/Washer	3	21	67-2600	Bolt	3
6	67-2310	Plate	1	22	67-2610	Bolt	4
7	67-2320	Gasket - Plate	1	23	67-2590	Oil Seal	1
8	42-9440	Bolt w/Washer	11	24	67-2620	Bolt	1
9	67-2560	Bolt w/Washer	3	25	67-2500	Plunger	1
10	67-2550	Housing - Oil Pump	1	26	67-2510	Spring	1
11	67-2540	Gear - Outer	1	28	67-2520	Plug	1
12	67-2530	Gear - Inner	1	29	67-2570	Plug	1
14	75-4910	Oil Pan Assembly (Incl. Ref. #15-16)	1	30	67-2640	Cap	1
15	42-9260	Plug	1	31	67-2660	O-Ring	1
16	42-7290	Gasket - Oil Drain	2	32	67-2650	Oil Fill Cap Assembly (Inc. Ref. #31)	1
17	67-2480	Gasket - Oil Pan	1	*	75-5040	Gasket Kit (Incl. Ref. #2, 7, 16 & 17)	1
18	42-9490	Bolt w/Washer	18				

*Not Illustrated

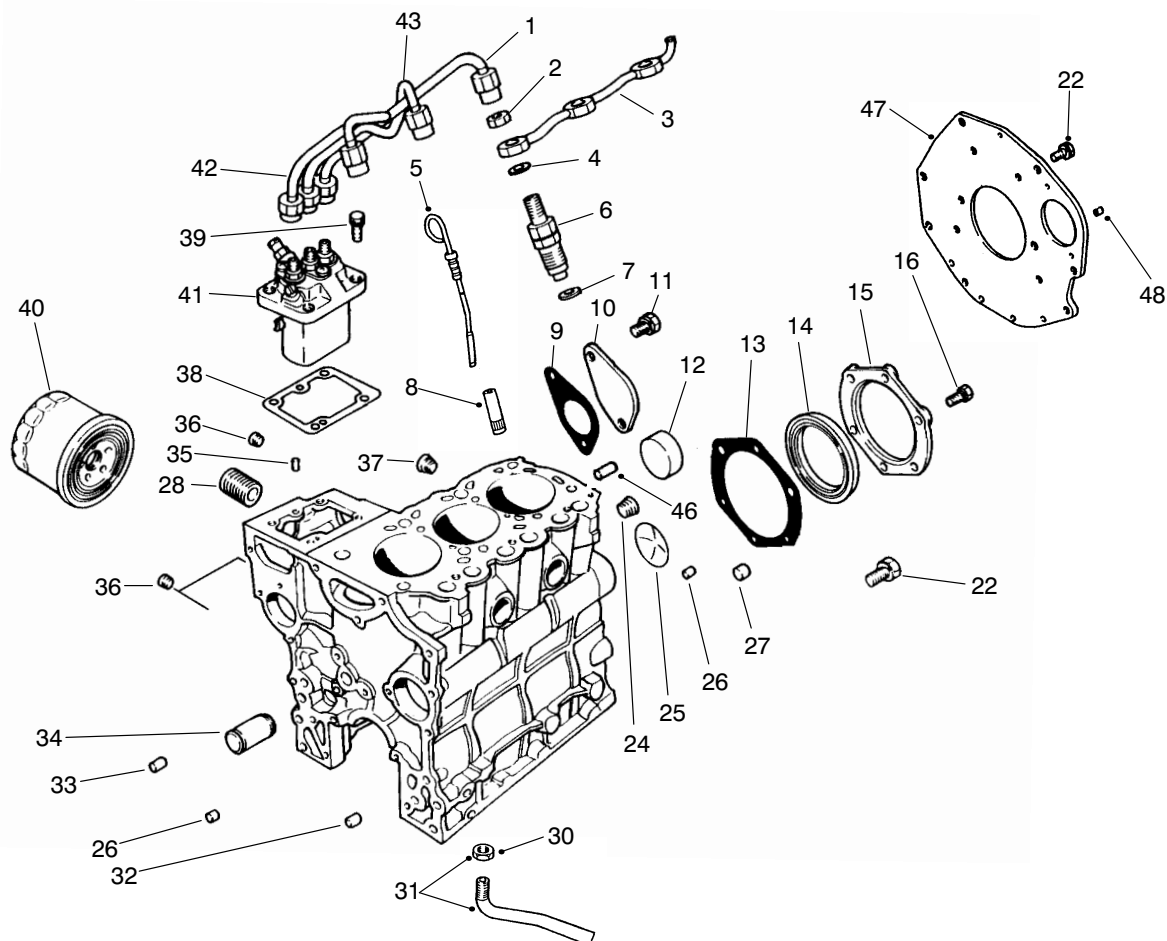


T-0568-1

WATER PUMP ASSEMBLY

Ref. No.	Part No.	Description	No. Used
1	67-4360	Pulley	1
2	98-2947	V-Belt	1
3	67-2330	Bolt	2
4	67-4400	Bolt	1
5	67-2600	Bolt	1

Ref. No.	Part No.	Description	No. Used
6	67-4380	Pump Assembly	1
7	67-4390	Gasket	1
8	67-4350	Oil Pressure Switch	1
9	67-2610	Bolt	2
10	42-9490	Bolt w/Washer	4

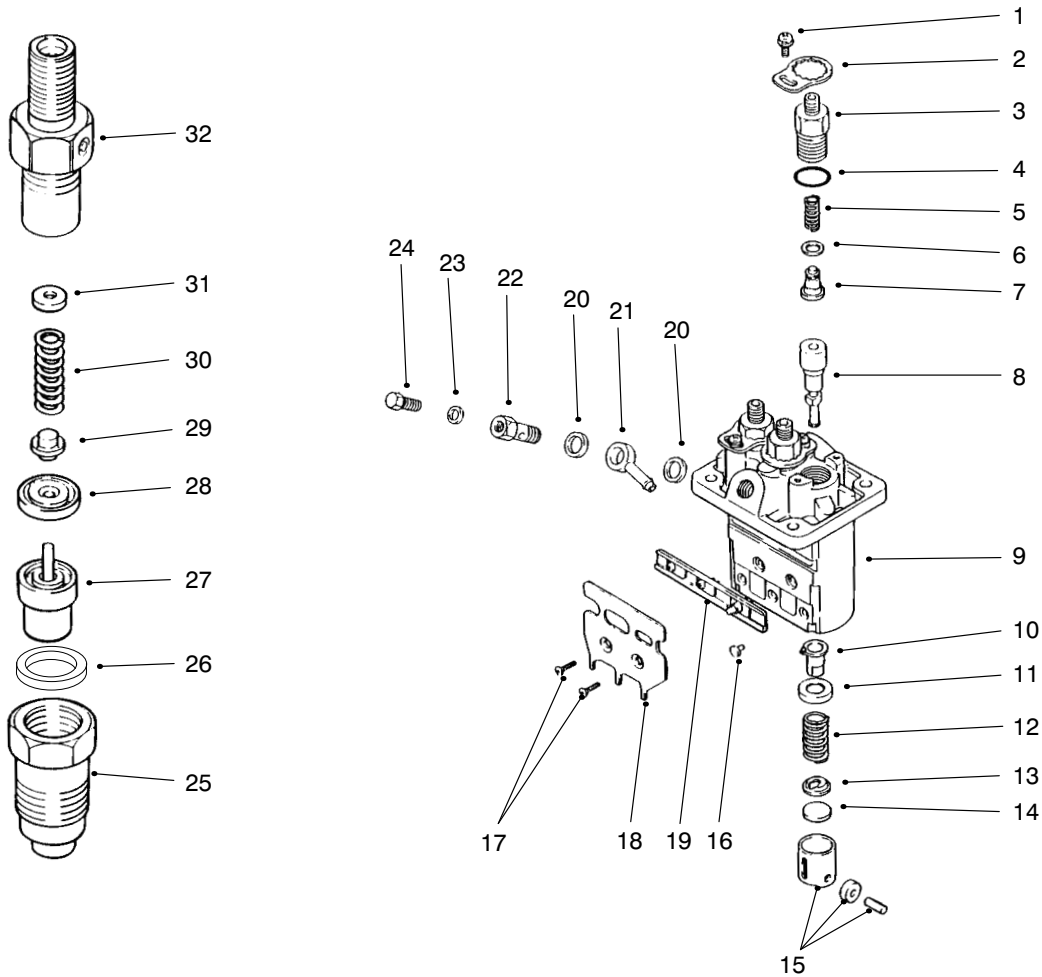


T-1667-1

FUEL SUPPLY & ENGINE BLOCK ASSEMBLY

Ref. No.	Part No.	Description	No. Used	Ref. No.	Part No.	Description	No. Used
1	67-3420	Assy. - Pipe No. 3	1	32	67-2370	Bushing	1
2	67-3430	Nut	3	33	42-7190	Bushing	2
3	70-8700	Pipe - Fuel Return	1	34	93-8972	Shaft - Idler	1
4	67-3440	Gasket	3	35	56-0220	Pin	2
5	67-2450	Dipstick	1	36	67-2210	Plug	3
6	67-3380	Nozzle & Holder Assembly	1	37	56-0100	Plug	1
7	67-3390	Gasket	3	38	67-3280	Shim 0.2	1
8	67-2220	Guide	1	*	67-3290	Shim 0.3	1
9	67-2300	Gasket	1	*	67-3300	Shim 0.5	1
10	67-2290	Cover	1	*	67-3310	Shim 0.4	1
11	67-2340	Bolt w/Washer	2	*	67-3320	Shim 0.6	1
12	56-0020	Plug	3	*	67-3330	Shim 0.7	1
13	67-2280	Gasket	1	*	67-3340	Shim 0.8	1
14	67-2230	Oil Seal	1	*	67-3350	Shim 0.9	1
15	67-2270	Case	1	*	67-3360	Shim 1.0	1
16	67-2330	Bolt	6	39	67-3370	Bolt w/Washer	4
22	67-2440	Bolt w/Washer	6	40	67-4330	Oil Filter Assembly	1
24	67-2390	Plug	1	41	75-5020	Pump Assembly	1
25	67-2350	Plug	1	42	67-3400	Pipe No. 1 Assembly	1
26	67-2360	Bushing	2	43	67-3410	Pipe No. 2 Assembly	1
27	67-2380	Bushing	3	46	42-7160	Pin - Dowel	1
28	56-1230	Shaft - Oil Filter	1	47	92-0830	Plate - Rear	1
30	42-9650	Nut - Jam	1	48	92-0831	Pin - Knock	1
31	67-4340	Screen Assembly (Incl. Ref. #30)	1				

*Not Illustrated



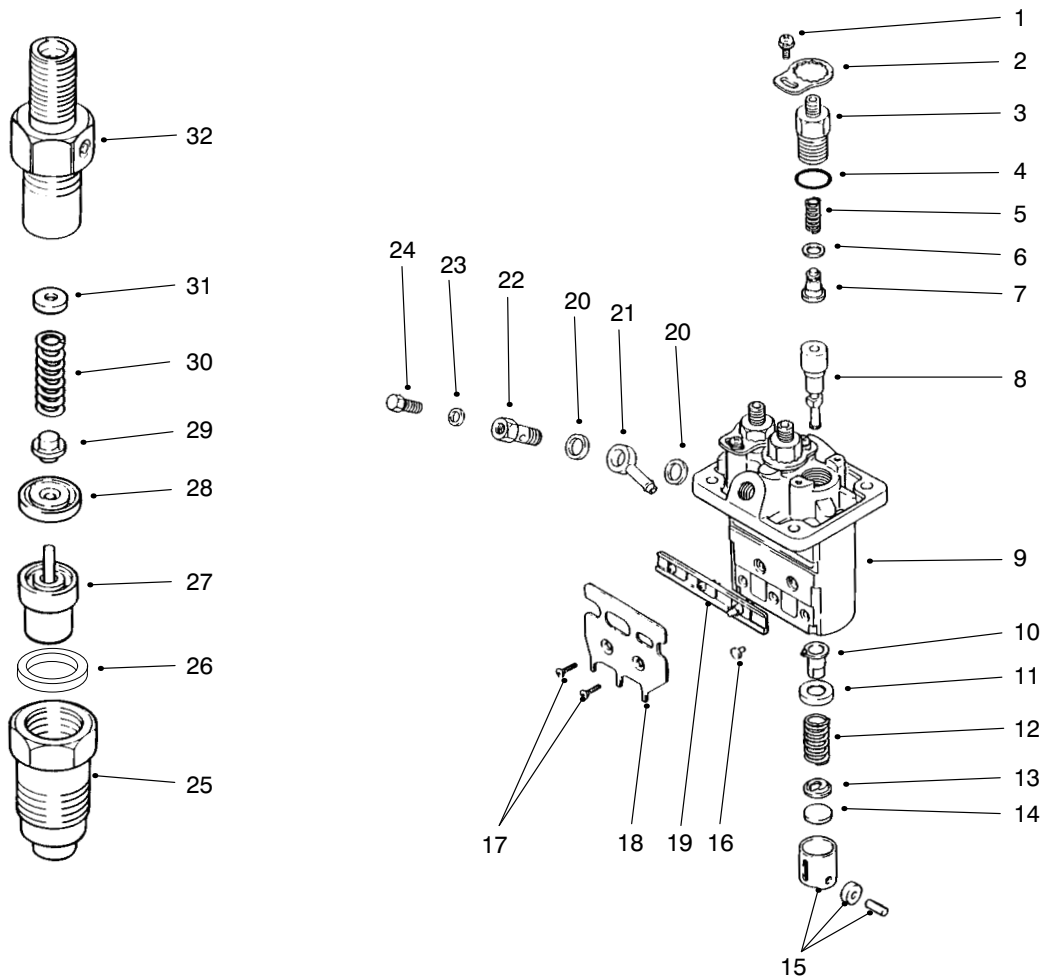
T-0570-3

FUEL INJECTION PUMP ASSEMBLY

Ref. No.	Part No.	Description	No. Used
1	67-3770	Screw w/Washer	3
2	67-3760	Plate - Lock	3
3	67-3470	Holder - Delivery Valve	3
4	67-3480	O-Ring	3
5	67-3490	Spring	3
6	42-8240	Gasket	3
7	67-3500	Sub-Assy. - Valve	3
8	75-4970	Sub-Assy. - Element	3
9	67-3460	Sub-Assy. - Housing	1
10	67-3520	Sub-Assy. - Sleeve	3
11	67-3530	Seat	3
12	67-3540	Spring	3
13	67-3550	Seat	3
14	67-3560	Plate - Shim 1.85	1
*	67-3570	Plate - Shim 1.9	1
*	67-3580	Plate - Shim 1.95	1
*	67-3590	Plate - Shim 2.0	1
*	67-3600	Plate - Shim 2.05	1
*	67-3610	Plate - Shim 2.1	1
*	67-3620	Plate - Shim 2.15	1
*	67-3630	Plate - Shim 2.2	1

Ref. No.	Part No.	Description	No. Used
*14	67-3640	Plate - Shim 2.25	1
*	67-3650	Plate - Shim 2.3	1
*	67-3660	Plate - Shim 2.35	1
*	67-3670	Plate - Shim 2.4	1
*	67-3680	Plate - Shim 2.45	1
*	67-3690	Plate - Shim 2.5	1
15	67-3700	Tappet Assembly	3
16	67-3810	Pin	3
17	67-3790	Screw	2
18	67-3800	Bracket	1
19	67-3780	Rack Assembly	1
20	67-3750	Washer	2
21	67-3740	Nipple	1
22	67-3730	Screw	1
23	67-3720	Washer	1
24	67-3710	Screw - Air Bleed	1
25	67-3970	Nut	3
26	67-3980	Gasket	3
27	67-3960	Nozzle Assembly	3
28	67-3950	Piece	3
29	67-3940	Pin	3
30	67-3930	Spring	3

*Not Illustrated



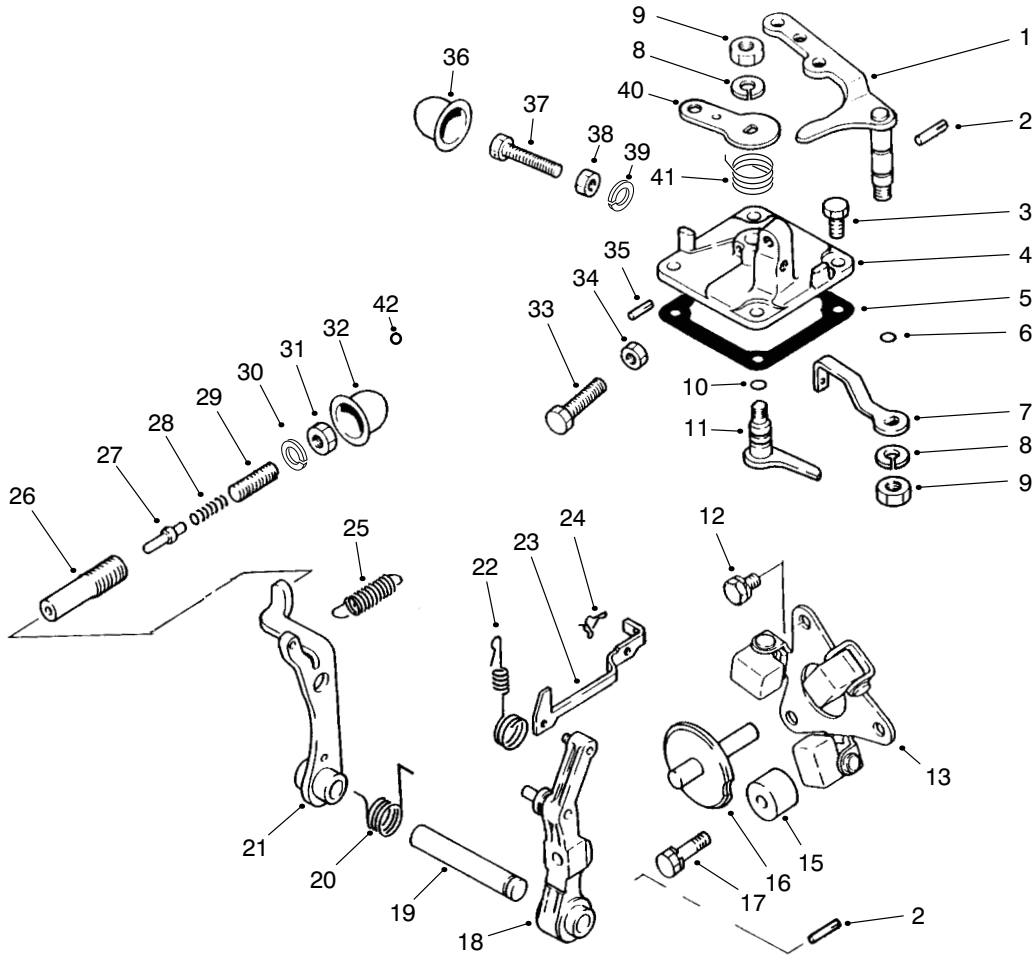
T-0570-3

FUEL INJECTION PUMP ASSEMBLY

Ref. No.	Part No.	Description	No. Used
31	67-3830	Washer 1.25	1
*	67-3840	Washer 1.3	1
*	67-3850	Washer 1.35	1
*	67-3860	Washer 1.4	1
*	67-3870	Washer 1.45	1
*	67-3880	Washer 1.5	1
*	67-3890	Washer 1.55	1
*	67-3900	Washer 1.6	1
*	67-3910	Washer 1.65	1
*	67-3920	Washer 1.7	1

Ref. No.	Part No.	Description	No. Used
32	75-5000	Body Sub-Assy.	3
*	53-8150	Pump Assembly (Incl. Ref. #1-24)	1
*	67-3380	Nozzle & Holder Assembly (Incl. Ref. #25-32)	3

*Not Illustrated



T-0571-2

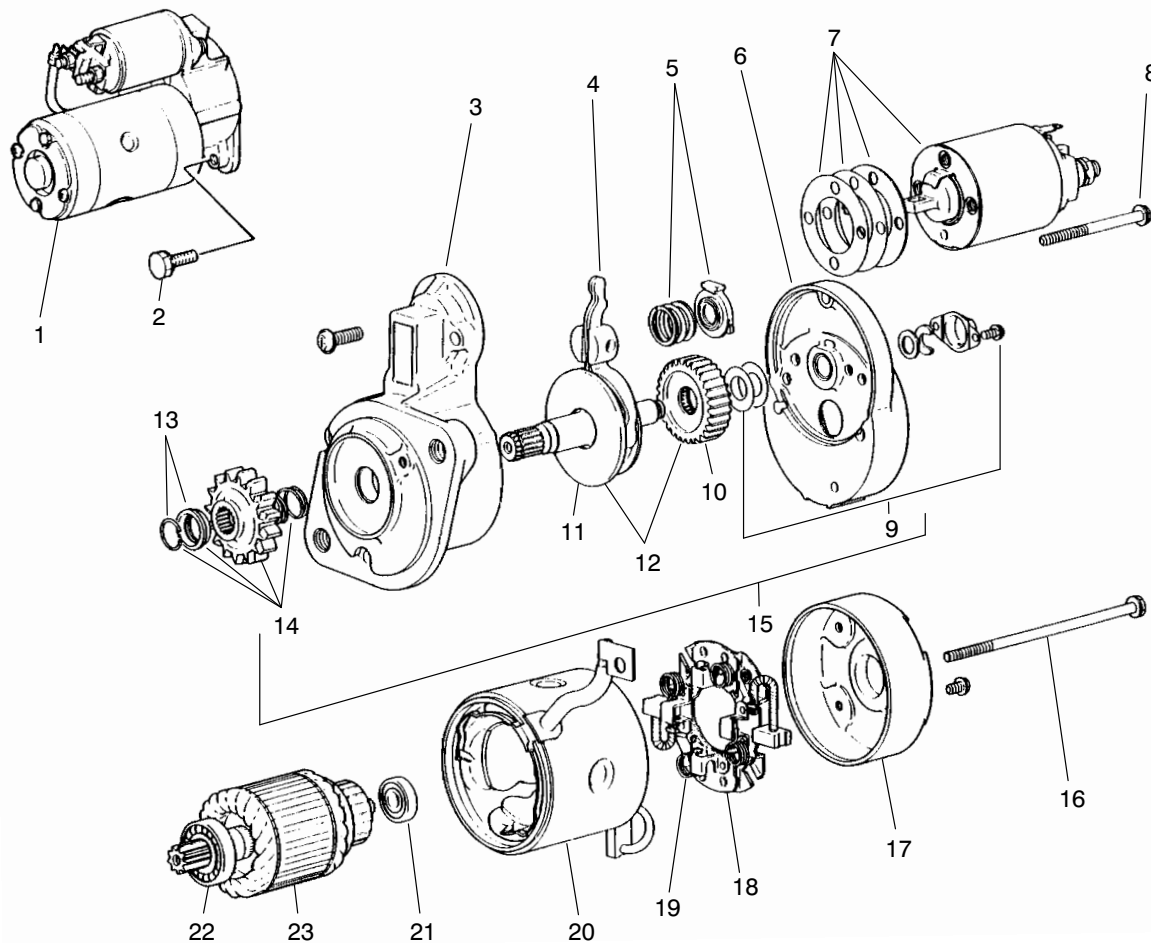
GOVERNOR ASSEMBLY

Ref. No.	Part No.	Description	No. Used
1	67-3990	Lever – Speed Control	1
2	67-4000	Pin	2
3	67-4270	Bolt	4
†4		Cover – Governor	1
5	67-4160	Gasket	1
6	42-8830	Seal – O-Ring	1
7	75-4980	Lever – Governor Spring	1
8	67-3260	Washer	2
9	42-9640	Nut – Jam	2
10	42-8830	Seal – O-Ring	1
11	67-4140	Lever – Stop	1
12	42-9430	Bolt W/Washer	2
13	67-4040	Weight Assembly	1
15	67-4010	Stopper	1
16	67-4070	Shaft – Sliding	1
17	67-4280	Bolt W/Washer	1
18	67-4060	Lever – Governor	1
19	67-4050	Shaft – Governor	1
20	67-5040	Spring	1
21	67-4090	Lever – Tension	1
22	70-8720	Spring – Tie Rod	1

Ref. No.	Part No.	Description	No. Used
23	67-4030	Rod – Tie	1
24	67-4080	Clip	1
25	75-4990	Spring – Governor	1
†26		Case – Torque Set	1
†27		Stopper – Torque Set	1
†28		Spring – Torque Set	1
†29		Screw – Adjusting	1
†30		C-Ring – Torque Set	1
†31		Nut – Torque Set	1
†32		Cover – Torque Set	1
33	42-9420	Bolt – Speed Set	1
34	67-4290	Nut	1
35	67-4120	Pin – Grooved	1
†36		Cover – High Speed Set	1
†37		Bolt – High Speed Set	1
†38		Nut – High Speed Set	1
†39		C-Ring – High Speed Set	1
40	67-4150	Lever – Stop	1
41	94-3827	Spring – Return	1
*†		Torque Spring Set (Incl. Ref. #26-31)	1

*Not Illustrated

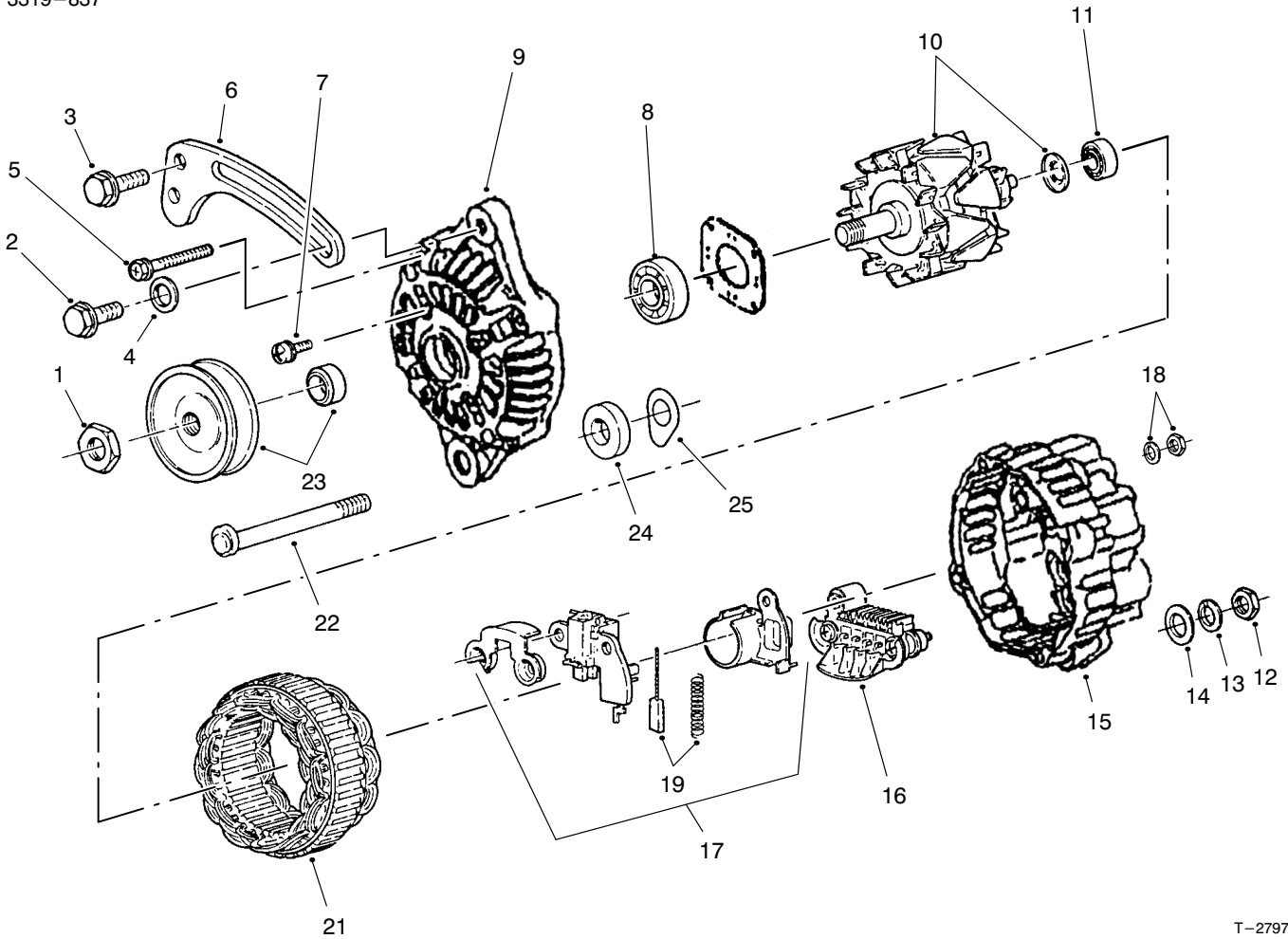
†Item must be serviced by a Mitsubishi Authorized Toro Dealer/Distributor.



T-0572-1

STARTER ASSEMBLY

Ref. No.	Part No.	Description	No. Used	Ref. No.	Part No.	Description	No. Used
1	70-8760	Starter Assembly (Incl. Ref. #3-23)	1	14	67-4770	Pinion Set (Incl. Ref. #13)	1
2	92-0843	Bolt w/Washer	2	15	67-4760	Shaft Assembly (Incl. Ref. #9 - 12 & 14)	1
3	70-8770	Front Bracket Assembly	1	16	56-1610	Bolt	1
4	67-4720	Lever Assembly	1	17	56-1720	Assy. - Bracket (Rear)	1
5	67-4730	Spring Set	1	18	56-1700	Brush Holder Assembly (Incl. Ref. #19)	1
6	70-8780	Center Bracket Assembly	1	19	56-1710	Spring - Brush	4
7	67-4750	Switch Assembly	1	20	67-4800	Yoke Assembly	1
8	52-1570	Bolt Set	1	21	56-1600	Bearing - Rear	1
9	56-1680	Cover Set	1	22	56-1590	Bearing - Front	1
10	56-1670	Gear	1	23	56-1580	Armature Set (Incl. Ref. #21 & 22)	1
11	67-4790	Shaft Assembly	1				
12	67-4780	Gear Set (Incl. Ref. #10 & 11)	1				
13	56-1640	Stopper Set	1				



T-2797

ALTERNATOR ASSEMBLY

Ref. No.	Part No.	Description	No. Used
1	98-2929	Nut - Set	1
2	67-4660	Bolt - Flange	1
3	42-9440	Bolt w/Washer	1
4	54-8660	Washer - Flat	1
5	98-2931	Bolt Set (4 Bolts)	1
6	98-2948	Brace - Generator	1
7	98-2926	Screw Set (3 Screws)	1
8	98-2927	Bearing - Front	1
9	98-2925	Front Housing Assembly (Incl. Ref. #7 & 8)	1
10	98-2928	Rotor Assembly (Incl. Ref. #11)	1
11	98-2932	Bearing - Rear	1
12	67-4670	Nut	1
13	67-3260	Washer - Lock	1

Ref. No.	Part No.	Description	No. Used
14	42-9660	Washer - Flat	1
15	98-2934	Rear Housing Assembly (Incl. Ref. #12-19)	1
16	98-2937	Rectifier Assembly	1
17	98-2935	Regulator Assembly (Incl. Ref. #18 & 19)	1
18	98-2938	Nut Set - Terminal	1
19	98-2936	Brush Assembly	2
21	98-2933	Stator Assembly	1
22	67-4640	Bolt	1
23	98-2930	Pulley Set	1
24	67-4620	Spacer	1
25	43-0370	Shim	5
*	98-2938	Alternator Assembly (Incl. Ref. #1-25)	1

*Not Illustrated

TORO PART NUMBER INDEX

3319-837

Part No.	Description	Pg. No.	Ref. No.	Qty.	Part No.	Description	Pg. No.	Ref. No.	Qty.
111071	Bumper	17	4	2	28-8220	Nut - Lash Adjuster	7	16	1
116749	Horn Assembly	1	21	1	28-8270	Seal Service Kit - End Plug	8	*	1
146489	Rivet - Pop	1	28	8	28-8280	Seal Kit - Side Cover	7	14	1
5-3637	Washer - Flat	46	7	1	28-8290	Seal Service Kit	8	*	1
5-3637	Washer - Flat	37	16	1	33-1300	Assembly - Element	47	5	1
7-0030	Bolt - Shoulder	37	3	1	33-1310	Baffle	47	8	1
12-5450	Screw - Hex. Hd.	45	13	4	33-1330	Assembly - Nut	47	6	1
18-1720	Joint - Ball	37	49	1	33-1340	Clamp Assembly	47	7	1
18-2830	Horn Switch Assembly	2	31	1	33-1350	Band Assembly	47	3	2
18-4260	Assy. - Screw/Lockwasher	7	9	2	33-3090	Bushing - Flange	21	7	4
18-4270	Clamp - Ball Return Guide	7	8	1	36-3400	Decal - No Step	44	10	1
18-4340	Plug - Rack Piston End	7	6	1	36-4790	Washer - Thrust	37	39	3
18-5170	Seal Kit - Valve Ring	8	*	1	39-7310	O-Ring	7	35	3
18-5180	Bearing Kit - Lower Thrust	8	*	1	39-7310	Seal - O-Ring	48	29	2
18-5190	Ball - Chrome Alloy	7	10	11	39-7420	Washer - Lock	6	22	1
19-4050	Knob	44	8	2	39-7420	Washer - Lock	7	42	1
19-4050	Knob	33	34	3	39-7440	Nut - Lock	6	23	1
20-7150	Toggle Switch Assembly	3	62	1	39-7440	Nut - Pitman Arm	7	41	1
21-0360	Nut - Hex.	10	6	1	42-3560	Screw - Shoulder	19	15	1
21-7670	Case - Differential	23	27	1	42-7080	Cap	57	2	2
21-7690	Gear - Pinion	23	6	2	42-7160	Pin - Dowel	63	46	1
21-7700	Shaft - Pinion	23	25	1	42-7190	Bushing	63	33	2
21-7720	Washer - Thrust	23	4	2	42-7210	Plug	61	19	1
21-7730	Washer - Thrust	23	7	2	42-7290	Gasket - Oil Drain	61	16	2
21-7770	Screw - Cap Hex. Hd.	23	26	5	42-7510	Pipe	60	9	2
21-8090	Shim - .003	23	31	A/R	42-7840	Key	57	20	1
21-8100	Shim - .005	23	*	A/R	42-7860	Lock	58	33	12
21-8110	Shim - .010	23	*	A/R	42-7870	Seal	58	30	6
21-8120	Shim - .030	23	*	A/R	42-8240	Gasket	64	6	3
21-8270	Pin - Alignment	23	3	2	42-8830	Seal - O-Ring	66	6	1
21-9260	Spacer	6	4	1	42-8830	Seal - O-Ring	66	10	1
22-8330	Plug	51	1	2	42-9110	Gasket	60	21	1
22-8330	Plug	56	1	2	42-9110	Gasket - Muffler	37	25	1
22-8340	Spring	51	3	2	42-9250	Screw - Cap Hex. Hd.	14	43	2
22-8340	Spring	56	3	2	42-9260	Plug	61	15	1
22-8350	Ball	51	4	2	42-9420	Bolt - Speed Set	66	33	1
22-8350	Ball	56	4	2	42-9430	Bolt W/Washer	66	12	2
22-8360	Pin - Cam	51	6	2	42-9430	Bolt w/Washer	60	7	1
22-8360	Pin - Cam	56	6	2	42-9440	Bolt & Washer	37	54	1
22-8370	Seat-Check Valve	51	5	2	42-9440	Bolt W/Washer	58	25	4
22-8370	Seat-Check Valve	56	5	2	42-9440	Bolt w/Washer	68	3	1
22-8380	Retainer - Spring	51	10	2	42-9440	Bolt w/Washer	61	8	11
22-8380	Retainer - Spring	56	10	2	42-9440	Screw - Cap Hex. Hd.	37	1	3
22-8390	Spring Retainer	56	12	1	42-9490	Bolt w/Washer	62	10	4
22-8410	Spring	51	11	1	42-9490	Bolt w/Washer	57	11	2
22-8410	Spring	56	11	1	42-9490	Bolt w/Washer	61	18	18
22-8420	Spool	51	8	1	42-9510	Bolt	58	42	1
22-8420	Spool	56	8	1	42-9530	Screw - Cap Hex. Hd.	39	10	25
22-8480	Ring - Retaining, Spool	51	13	1	42-9530	Screw - Cap Hex. Hd.	14	21	9
22-8480	Ring - Retaining, Spool	56	14	1	42-9570	Stud	60	20	4
22-8490	Ring - Retaining	51	14	1	42-9570	Stud - Muffler	37	24	4
22-8490	Ring - Retaining	56	15	1	42-9580	Nut - Lock	37	33	2
22-8500	O-Ring	51	9	2	42-9590	Nut	58	17	6
22-8500	O-Ring	56	9	2	42-9640	Nut - Jam	66	9	2
23-3030	Spacer	51	12	1	42-9650	Nut - Jam	63	30	1
23-3030	Spacer	56	13	1	42-9660	Washer	58	39	4
23-7270	Nut - Lug	26	1	10	42-9660	Washer - Flat	68	14	1
23-7270	Nut - Lug	30	18	10	42-9850	Washer - Lock	14	20	12
24-7922	Conduit - Hose (Europe)	49	36	1	42-9850	Washer - Lock	42	21	3
24-7923	Conduit - Hose (Europe)	49	35	2	42-9850	Washer - Lock	37	26	4
26-0071	Bumper	1	9	2	42-9850	Washer - Lock	39	32	42
27-2360	Ignition Switch Assembly	2	43	1	43-0370	Shim	68	25	5
27-5360	Hose - Fuel	37	13	1	43-1710	Rod - Auxiliary Lever	54	28	1
27-5360	Hose - Fuel	45	14	2	43-1950	Valve	49	9	1
27-6590	Spacer - Thick	35	7	4	43-2550	Filter	45	37	1
27-6600	Spacer - Thin	35	3	4	43-2560	Gasket	45	36	1
28-0540	Bolt - Shoulder	9	46	1	43-2570	Gasket	45	38	1
28-8200	O-Ring	7	27	1	43-2580	Magnet	45	35	1
28-8210	Bolt - Flange Hex. Hd.	7	17	4	43-2710	O-Ring	60	36	2

*Not Illustrated

TORO PART NUMBER INDEX (Cont.)

Part No.	Description	Pg. No.	Ref. No.	Qty.	Part No.	Description	Pg. No.	Ref. No.	Qty.
43-2820	Cap - Sealing	59	47	1	62-7650	Gasket - Sending Unit	46	3	1
43-3160	Screw - Adjusting	58	44	1	63-7440	Solenoid - Shutoff	59	49	1
43-5150	Piston	50	11	1	63-7640	Unit - Sending	46	4	1
43-5920	Washer - Lock	37	17	1	63-7790	Screw - Cap Hex. Hd.	37	28	12
43-5960	Nut - Special	59	46	1	63-8140	Pulley	33	19	1
43-5970	Nut	45	23	2	63-8280	Head - Filter	45	18	1
43-6550	Ring - Retaining	6	10	2	63-8290	Vent - Air	45	19	1
43-6710	Shim - .003	23	14	A/R	63-8300	Element - Filter	45	20	1
43-6711	Shim - .005	23	*	A/R	63-8310	Drain - Filter	45	21	1
43-6712	Shim - .010	23	*	A/R	63-8360	Key - Ignition	2	10	1
43-6713	Shim - .030	23	*	A/R	63-9230	Battery	44	7	1
43-6750	Cup - Bearing	23	10	1	63-9640	Hose - Fuel	46	12	1
43-6760	Cone - Bearing	23	9	1	63-9640	Hose - Fuel Tank to Pump	45	33	1
44-0760	Decal - Warning	21	33	2	65-5100	Handle	33	9	2
44-2230	Disc - Rubber	35	4	2	65-5220	Screw - Hex. Socket Hd.	18	40	3
46-3710	Fitting - 90°	45	32	2	65-5360	Spring - Extension	6	35	1
46-6560	Bushing	46	33	1	66-3160	Screw - Cap Hex. Hd.	14	6	4
46-7510	Hood - Inlet, Air	46	21	1	66-3160	Screw - Cap Hex. Hd.	38	24	7
46-8091	Screw - Hex. Flange Hd.	33	10	4	66-3160	Screw - Cap Hex. Hd.	14	39	4
48-7560	Screw - Cap Hex. Hd.	39	24	1	66-3240	Cap - Radiator	33	12	1
48-7650	Screw - Cap Hex. Hd.	45	1	2	66-4850	Spring - Compression	53	11	1
48-7700	Screw - Cap Hex. Hd.	42	9	3	66-6840	Decal - Caution	29	29	2
48-7700	Screw - Cap Hex. Hd.	37	23	6	66-8700	Glow Plug Indicator Assy.	45	26	1
48-7730	Screw - Cap Hex. Hd.	39	18	5	66-8800	Relay	45	12	1
48-7740	Screw - Cap Hex. Hd.	6	15	4	67-2200	Seal	57	4	4
48-7880	Nut - Lock	37	18	1	67-2210	Plug	63	36	3
48-7930	Nut	37	27	4	67-2220	Guide	63	8	1
48-7930	Nut - Hex.	39	2	1	67-2230	Oil Seal	63	14	1
48-8000	Washer - Lock	45	24	2	67-2250	Bolt	57	5	8
48-8010	Washer - Lock	37	52	2	67-2270	Case	63	15	1
48-8070	Washer - Flat	6	6	1	67-2280	Gasket	63	13	1
48-9520	Nut - Lock	29	28	2	67-2290	Cover	63	10	1
48-9520	Nut - Lock	38	40	3	67-2300	Gasket	63	9	1
48-9590	Washer - Lock	37	29	10	67-2310	Plate	61	6	1
49-7810	Nut - Lock	45	42	2	67-2320	Gasket - Plate	61	7	1
49-9150	Washer - Flat	19	2	1	67-2330	Bolt	62	3	2
49-9150	Washer - Flat	18	36	1	67-2330	Bolt	63	16	6
51-5610	Pin - Alignment	37	20	3	67-2330	Bolt	60	34	4
51-5610	Pin - Dowel	58	26	3	67-2340	Bolt w/Washer	61	3	3
52-1570	Bolt Set	67	8	1	67-2340	Bolt w/Washer	63	11	2
53-8150	Fuel Pump Assembly	45	39	1	67-2340	Bolt w/Washer	60	17	2
53-8150	Pump Assembly	65	*	1	67-2350	Plug	63	25	1
54-0110	Element - Oil Filter	45	30	1	67-2360	Bushing	63	26	2
54-8660	Washer - Flat	68	4	1	67-2370	Bushing	63	32	1
54-9180	Cross & Bearing Kit	24	2	2	67-2380	Bushing	63	27	3
55-7120	Switch - Brake Light	9	32	1	67-2390	Plug	63	24	1
56-0020	Plug	63	12	3	67-2410	Bearing Set 0.25	57	*	1
56-0020	Plug	57	24	3	67-2420	Bearing Set 0.50	57	*	1
56-0020	Plug - Expansion	60	18	1	67-2440	Bolt w/Washer	63	22	6
56-0100	Plug	63	37	1	67-2450	Dipstick	63	5	1
56-0220	Pin	63	35	2	67-2480	Gasket - Oil Pan	61	17	1
56-0480	Key - Woodruff	57	8	1	67-2500	Plunger	61	25	1
56-0480	Key - Woodruff	58	18	2	67-2510	Spring	61	26	1
56-1230	Shaft - Oil Filter	63	28	1	67-2520	Plug	61	28	1
56-1580	Armature Set	67	23	1	67-2530	Gear - Inner	61	12	1
56-1590	Bearing - Front	67	22	1	67-2540	Gear - Outer	61	11	1
56-1600	Bearing - Rear	67	21	1	67-2550	Housing - Oil Pump	61	10	1
56-1610	Bolt	67	16	1	67-2560	Bolt w/Washer	61	9	3
56-1640	Stopper Set	67	13	1	67-2570	Plug	61	29	1
56-1670	Gear	67	10	1	67-2570	Plug - Taper	60	19	1
56-1680	Cover Set	67	9	1	67-2580	Gasket - Case	61	2	1
56-1700	Brush Holder Assembly	67	18	1	67-2590	Oil Seal	61	23	1
56-1710	Spring - Brush	67	19	4	67-2600	Bolt	62	5	1
56-1720	Assy. - Bracket (Rear)	67	17	1	67-2600	Bolt	61	21	3
56-7973	Clamp - Hydraulic Tube	48	17	4	67-2610	Bolt	62	9	2
57-6380	Screw - Cap Hex. Hd.	14	27	3	67-2610	Bolt	61	22	4
58-4250	Magnet	33	11	2	67-2620	Bolt	61	24	1
60-6750	Screw - Cap Hex. Hd.	39	4	11	67-2630	O-Ring	61	20	2
62-5550	Decal - TORO	1	2	1	67-2640	Cap	61	30	1

*Not Illustrated

TORO PART NUMBER INDEX (Cont.)

Part No.	Description	Pg. Ref. No. No. Qty.	Part No.	Description	Pg. Ref. No. No. Qty.
67-2650	Cap - Oil Filler	60 11 1	67-3490	Spring	64 5 3
67-2650	Oil Fill Cap Assembly	61 32 1	67-3500	Sub-Assy. - Valve	64 7 3
67-2660	O-Ring	61 31 1	67-3520	Sub-Assy. - Sleeve	64 10 3
67-2660	Seal - O-Ring	60 47 1	67-3530	Seat	64 11 3
67-2670	Hose - Breather	60 8 1	67-3540	Spring	64 12 3
67-2680	Hanger - Engine	60 16 2	67-3550	Seat	64 13 3
67-2700	Guide - Valve	60 42 6	67-3560	Plate - Shim 1.85	64 14 1
67-2710	Cap - Sealing	60 41 3	67-3570	Plate - Shim 1.9	64 * 1
67-2730	Bolt	60 43 8	67-3580	Plate - Shim 1.95	64 * 1
67-2740	Bolt - Flange	60 15 3	67-3590	Plate - Shim 2.0	64 * 1
67-2750	Cover Assembly	60 6 1	67-3600	Plate - Shim 2.05	64 * 1
67-2760	Gasket	60 14 1	67-3610	Plate - Shim 2.1	64 * 1
67-2770	Nut - Cap	60 12 2	67-3620	Plate - Shim 2.15	64 * 1
67-2780	Washer	60 13 2	67-3630	Plate - Shim 2.2	64 * 1
67-2850	Connecting Rod Assembly	58 9 3	67-3640	Plate - Shim 2.25	64 *14 1
67-2860	Bolt	58 12 6	67-3650	Plate - Shim 2.3	64 * 1
67-2890	Bearing Set 0.25 US	58 * 3	67-3660	Plate - Shim 2.35	64 * 1
67-2900	Bearing Set 0.50 US	58 * 3	67-3670	Plate - Shim 2.4	64 * 1
67-2940	Nut - Jam	58 22 1	67-3680	Plate - Shim 2.45	64 * 1
67-2950	Washer	58 20 1	67-3690	Plate - Shim 2.5	64 * 1
67-2960	Washer - Lock	58 21 1	67-3700	Tappet Assembly	64 15 3
67-2980	Gear - Ring	58 15 1	67-3710	Screw - Air Bleed	64 24 1
67-2990	Bolt	58 14 4	67-3720	Washer	64 23 1
67-3000	Washer	57 10 2	67-3730	Screw	64 22 1
67-3010	Cam Shaft	57 7 1	67-3740	Nipple	64 21 1
67-3030	Bearing	57 9 2	67-3750	Washer	64 20 2
67-3050	Bearing	57 22 1	67-3760	Plate - Lock	64 2 3
67-3060	Shaft	57 21 1	67-3770	Screw w/Washer	64 1 3
67-3080	Ring - Retaining	57 23 1	67-3780	Rack Assembly	64 19 1
67-3100	Retainer	58 32 6	67-3790	Screw	64 17 2
67-3110	Spring	58 31 6	67-3800	Bracket	64 18 1
67-3120	Tappet	58 6 6	67-3810	Pin	64 16 3
67-3130	Valve - Intake	58 28 3	67-3830	Washer 1.25	65 31 1
67-3140	Valve - Exhaust	58 29 3	67-3840	Washer 1.3	65 * 1
67-3150	Rod - Push	58 5 6	67-3850	Washer 1.35	65 * 1
67-3160	Arm - Rocker	58 1 6	67-3860	Washer 1.4	65 * 1
67-3170	Spring	58 40 2	67-3870	Washer 1.45	65 * 1
67-3180	Cap	58 34 6	67-3880	Washer 1.5	65 * 1
67-3190	Rocker Shaft Assembly	58 38 1	67-3890	Washer 1.55	65 * 1
67-3200	Stay - Rocker	58 35 3	67-3900	Washer 1.6	65 * 1
67-3210	Screw - Adjusting	58 4 6	67-3910	Washer 1.65	65 * 1
67-3220	Pin	58 37 1	67-3920	Washer 1.7	65 * 1
67-3230	Nut - Jam	58 2 6	67-3930	Spring	64 30 3
67-3240	Ring - Retaining	58 3 2	67-3940	Pin	64 29 3
67-3250	Bolt - Rockers Stay	58 43 2	67-3950	Piece	64 28 3
67-3260	Washer	66 8 2	67-3960	Nozzle Assembly	64 27 3
67-3260	Washer	58 41 6	67-3970	Nut	64 25 3
67-3260	Washer - Lock	68 13 1	67-3980	Gasket	64 26 3
67-3280	Shim 0.2	63 38 1	67-3990	Lever - Speed Control	66 1 1
67-3290	Shim 0.3	63 * 1	67-4000	Pin	66 2 2
67-3300	Shim 0.5	63 * 1	67-4010	Stopper	66 15 1
67-3310	Shim 0.4	63 * 1	67-4030	Rod - Tie	66 23 1
67-3320	Shim 0.6	63 * 1	67-4040	Weight Assembly	66 13 1
67-3330	Shim 0.7	63 * 1	67-4050	Shaft - Governor	66 19 1
67-3340	Shim 0.8	63 * 1	67-4060	Lever - Governor	66 18 1
67-3350	Shim 0.9	63 * 1	67-4070	Shaft - Sliding	66 16 1
67-3360	Shim 1.0	63 * 1	67-4080	Clip	66 24 1
67-3370	Bolt w/Washer	63 39 4	67-4090	Lever - Tension	66 21 1
67-3380	Nozzle & Holder Assembly	65 * 3	67-4120	Pin - Grooved	66 35 1
67-3380	Nozzle & Holder Assembly	63 6 1	67-4140	Lever - Stop	66 11 1
67-3390	Gasket	63 7 3	67-4150	Lever - Stop	66 40 1
67-3400	Pipe No. 1 Assembly	63 42 1	67-4160	Gasket	66 5 1
67-3410	Pipe No. 2 Assembly	63 43 1	67-4250	Cover	59 48 1
67-3420	Assy. - Pipe No. 3	63 1 1	67-4270	Bolt	66 3 4
67-3430	Nut	63 2 3	67-4280	Bolt W/Washer	66 17 1
67-3440	Gasket	63 4 3	67-4290	Nut	66 34 1
67-3460	Sub-Assy. - Housing	64 9 1	67-4310	Gasket	58 23 1
67-3470	Holder - Delivery Valve	64 3 3	67-4330	Oil Filter Assembly	63 40 1
67-3480	O-Ring	64 4 3	67-4340	Screen Assembly	63 31 1

*Not Illustrated

TORO PART NUMBER INDEX (Cont.)

Part No.	Description	Pg. Ref. No. No. Qty.	Part No.	Description	Pg. Ref. No. No. Qty.
67-4350	Oil Pressure Switch	62 8 1	76-9430	Spring - Extension	9 28 1
67-4360	Pulley	62 1 1	80-6990	Washer	30 39 4
67-4380	Pump Assembly	62 6 1	80-6990	Washer - Flat	38 39 3
67-4390	Gasket	62 7 1	80-8040	Decal - Caution	35 1 1
67-4400	Bolt	60 1 2	83-6030	Decal - Caution (Japan)	35 1 1
67-4400	Bolt	62 4 1	83-9150	Decal - Fluid	35 18 1
67-4430	Gasket - Thermostat	37 43 1	84-1680	Ring - Retaining	50 7 1
67-4430	Gasket - Thermostat	60 46 1	84-1880	Fan	33 29 1
67-4460	Gasket (Thermostat Fitting)	60 31 1	84-2780	Decal - No Step (Japan)	44 10 1
67-4470	Bolt	60 33 1	84-6660	Decal - Fluid (Japan)	35 18 1
67-4480	Pipe - By-Pass	60 37 1	86-4760	Spring	37 48 3
67-4510	Gauge Nut - Water Temp.	60 35 1	87-0150	Tower - Control Arm RH	21 9 1
67-4550	Gasket - Intake Manifold	60 44 1	87-0160	Tower - Control Arm LH	21 * 1
67-4570	Gasket - Exhaust Manifold	60 26 1	87-0210	Arm - Control Lower RH	22 32 1
67-4590	Bolt	60 23 6	87-0220	Arm - Control Lower LH	22 * 1
67-4620	Spacer	68 24 1	87-0690	Spring - Compression	21 15 2
67-4640	Bolt	68 22 1	87-0710	Hood	1 1 1
67-4660	Bolt - Flange	68 2 1	87-0740	Key - Supervisor Switch	2 17 1
67-4670	Nut	68 12 1	87-1430	Joint - Upper Ball	22 35 2
67-4690	Plate - Glow Plug	60 40 1	87-1450	Bushing - Flange	22 4 8
67-4720	Lever Assembly	67 4 1	87-1490	Spring - Leaf	29 15 2
67-4730	Spring Set	67 5 1	87-1500	Steering Gear (Complete)	8 * 1
67-4750	Switch Assembly	67 7 1	87-1500	Steering Gear Assembly	6 20 1
67-4760	Shaft Assembly	67 15 1	87-1720	Nut - Supervisor Switch	2 18 1
67-4770	Pinion Set	67 14 1	87-1910	Pin - Alignment	14 13 2
67-4780	Gear Set	67 12 1	87-1920	Seal - Shaft	14 8 2
67-4790	Shaft Assembly	67 11 1	87-1970	Bearing - Matched Set	31 * 2
67-4800	Yoke Assembly	67 20 1	87-2040	Lever - Shift	18 16 1
67-5040	Spring	66 20 1	87-2080	Screw - Cap Hex. Hd.	26 3 10
68-3840	Ball Joint	9 23 1	87-2080	Stud - Drive	30 12 10
68-3841	Ball Joint Assembly	9 45 1	87-2100	Bearing - Release	14 26 1
68-9950	Spring - Extension	38 41 1	87-2110	Tail Light Assembly	52 10 1
70-1480	Relay - S.P.D.T.	45 44 1	87-2120	Headlight Assembly	1 3 2
70-8560	Retainer - Indicator	45 27 1	87-2240	Housing - Axle	30 7 2
70-8680	Pulley - Crankshaft	58 19 1	87-2260	Boot - Shift Lower	18 28 1
70-8700	Pipe - Fuel Return	63 3 1	87-2280	Bearing	6 25 3
70-8720	Spring - Tie Rod	66 22 1	87-2310	Clevis - Cable	38 36 3
70-8750	Manifold - Exhaust	60 24 1	87-2310	Clevis - Cable	18 47 2
70-8760	Starter Assembly	67 1 1	87-2420	Seal - Ball Joint	22 7 4
70-8770	Front Bracket Assembly	67 3 1	87-2440	Bumper	1 7 2
70-8780	Center Bracket Assembly	67 6 1	87-2480	Link - Stabilizer	21 24 2
71-3381	Tube - Overflow	33 1 2	87-2500	Sleeve - Spring Pivot	21 12 2
71-3383	Hose - Overflow	33 4 1	87-2510	Bracket - Seat Frame	17 11 2
71-4330	Seal - Oil	23 20 1	87-2520	Tube - Pivot	18 21 1
71-4340	Washer	23 17 1	87-2710	Lever - Parking Brake	19 29 1
71-4350	Nut - Lock	23 18 1	87-2720	Driveshaft	35 10 1
71-5320	Washer - Flat	19 18 1	87-2750	Spacer - Bearing	35 12 1
72-4310	Switch - Ball N.C.	38 1 1	87-2880	Shaft - Accelerator Pedal	9 6 1
74-0720	Tube - Manual	17 1 1	87-2900	Spring - Compression	18 24 1
75-4900	Bearing Set STD	57 3 1	87-3040	Reservoir - Master Cylinder	10 1 1
75-4910	Oil Pan Assembly	61 14 1	87-3060	Washer - Flat	30 25 2
75-4970	Sub-Assy. - Element	64 8 3	87-3060	Washer - Flat	26 35 2
75-4980	Lever - Governor Spring	66 7 1	87-3070	Cable - Battery Pos.	37 34 1
75-4990	Spring - Governor	66 25 1	87-3080	Cable - Battery Neg.	44 23 1
75-5000	Body Sub-Assy.	65 32 3	87-3110	Absorber - Shock	21 29 2
75-5010	Bearing Set STD	58 8 3	87-3110	Shock Absorber	29 8 2
75-5020	Pump Assembly	63 41 1	87-3120	Steering Column & Shaft	6 * 1
75-5040	Gasket Kit	61 * 1	87-3130	Lever - Tilt Steering	6 36 1
75-5050	Ring Set STD	58 11 3	87-3140	Support - Rear	46 15 1
75-5060	Ring Set 0.25 OS	58 * 3	87-3150	Support - Front	46 27 1
75-5070	Ring Set 0.50 OS	58 * 3	87-3160	Strap - Tank Support	46 29 2
75-5110	Cover Assembly	58 24 1	87-3170	Pad - Tank Support Strap	46 30 2
75-5120	Gasket	59 45 1	87-3250	Mount - Bearing	6 26 3
75-6820	Hourmeter	2 16 1	87-3310	Clip - Brake Cable	26 4 2
75-9610	Spacer	48 7 1	87-3310	Clip - Brake Cable	30 8 2
76-2290	Spacer	19 37 1	87-3370	Pulley	35 13 1
76-8750	Plate - Warning	33 16 1	87-3410	Housing - Thermostat	37 44 1
76-9100	Spacer	36 17 6	87-3450	Plug	26 29 2
76-9100	Spacer - Hi-Lo Lever	18 35 1	87-3460	Boot - Tilt Steering	6 2 1

*Not Illustrated

TORO PART NUMBER INDEX (Cont.)

Part No.	Description	Pg. Ref. No. No. Qty.	Part No.	Description	Pg. Ref. No. No. Qty.
87-3470	Bumper - Spring	29 14 2	87-4620	Bracket - Auxiliary Valve	54 4 1
87-3480	Plate - Brake Equalizer	19 22 1	87-4670	Plate Detent Lower	18 48 1
87-3520	Clevis	18 27 1	87-4680	Plate - Detent Upper	18 49 1
87-3530	Button - Shifter	18 29 1	87-4690	Cover - Clutch	37 21 1
87-3540	Link - Shift	18 20 2	87-4700	Disc - Clutch	37 19 1
87-3560	Tee - Brake Line	11 18 1	87-4710	Spacer - Barking Brake	19 13 1
87-3560	Tee - Brake Line	48 32 1	87-4720	Plate - Steering Boot	6 3 1
87-3560	Tee - Brake Tube	29 23 1	87-4730	Guard - Belly	36 19 2
87-3570	Fitting - Union	11 6 2	87-4760	Bushing	29 12 12
87-3570	Union - Brake Line	9 5 2	87-4820	Bracket - Cable	38 27 1
87-3570	Union - Brake Line	29 25 1	87-4870	Hose - Hydraulic	49 4 1
87-3580	Retainer	29 4 2	87-4880	Hose - Hydraulic	49 3 1
87-3580	Retainer	22 9 2	87-4900	Hose - Hydraulic	49 31 1
87-3580	Retainer	26 11 2	87-4910	Hose - Hydraulic	49 13 1
87-3580	Retainer - Brake Hose	30 2 2	87-4920	Hose - Hydraulic	45 43 1
87-3580	Retainer - Brake Hose	11 8 2	87-4960	Clamp - Cable	18 42 1
87-3590	Seal - Bearing	30 22 2	87-4970	Engine Mount Assembly	22 17 4
87-3600	Spacer	21 3 10	87-4970	Engine Mount Assembly	36 13 2
87-3610	Bracket - Detent	6 34 1	87-4970	Transaxle Mount Assembly	38 18 2
87-3650	Pin - Shift	18 18 1	87-5030	Lever - Differential Lock	19 3 1
87-3660	Spring - Compression	18 30 1	87-5060	Cushion - Seat Bottom	15 7 2
87-3670	Hose - Hydraulic	49 21 1	87-5080	Spacer - Connecting	48 25 1
87-3680	Assembly - Relief Valve	48 * 1	87-5080	Spacer - Connecting Rod	53 4 1
87-3710	Overflow Reservoir Assembly	33 3 1	87-5100	Washer	38 17 4
87-3720	Retainer - Cylinder	49 17 2	87-5100	Washer - Flat	36 12 4
87-3750	Cover - Steering Wheel	6 9 1	87-5100	Washer - Snubbing	22 18 8
87-3760	Plate - Shift Boot	15 14 1	87-5110	Support - Lower	44 17 1
87-3770	Bushing - Sleeve	14 9 2	87-5120	Bracket - Battery Base	44 13 1
87-3780	Box - Glove	2 3 1	87-5130	Cover - Battery Base	44 9 1
87-3790	Switch - Light	2 19 1	87-5140	Nut - Lock	48 8 1
87-3800	Bracket - Seat Bottom	15 3 3	87-5150	Screw - Cap Hex. Hd.	48 4 1
87-3820	Wheel - Steering	6 7 1	87-5280	Shaft - Release	14 4 1
87-3850	Bar - Anti-Sway	21 17 1	87-5300	Fork - Clutch	14 23 1
87-3860	Link - Anti-Sway Bar	21 5 2	87-5320	Guide - Release	14 25 1
87-3890	Bracket - Anti-Sway Bar	21 18 2	87-5330	Washer	21 2 8
87-3910	Bushing - Anti-Sway Bar	21 19 2	87-5350	Bracket - Switch	14 14 1
87-3920	Bushing - Rubber	21 4 16	87-5360	Lever	14 17 1
87-3920	Bushing - Rubber	29 7 8	87-5370	Rear Tire & Wheel Assembly	31 * 2
87-3940	Mount - Spring RH	29 * 1	87-5490	Switch - Neutral	14 15 1
87-3960	Mount - Spring LH	29 18 1	87-5580	Fuel Gauge Assembly	2 15 1
87-3980	Shackle - Spring	29 11 4	87-5590	Temperature Gauge Assy.	2 8 1
87-3990	Oil Strainer Assembly	38 26 1	87-5700	Hydraulic Pump Assembly	33 22 1
87-4010	Clamp - Anti-Sway Bar	21 20 2	87-5720	Rim	26 33 2
87-4060	Spacer - Bearing	30 21 2	87-5730	Hose - Hydraulic	38 4 1
87-4070	Bumper - Front	1 14 1	87-5730	Hose - Hydraulic	45 8 1
87-4080	Tube - Brake LH	30 6 1	87-5770	U-Bracket - Tail Light	52 5 1
87-4090	Tube - Brake RH	30 1 1	87-5800	Bracket - Mount	38 21 2
87-4100	Hose - Brake	30 3 2	87-5910	Decal - Supervisor	3 55 1
87-4100	Hose - Brake	29 5 2	87-5920	Decal - Danger	16 26 1
87-4110	Puck - Engine Adapter	37 41 1	87-5930	Decal - Caution	15 10 1
87-4120	Driveshaft	35 5 1	87-5940	Decal - Rollover	20 2 1
87-4150	Hose - Radiator Lower	33 32 1	87-5960	Decal - Axle	15 11 1
87-4150	Hose - Radiator Lower	37 35 1	87-5970	Decal - PTO	15 16 1
87-4230	Harness - Wire Front LH	2 41 1	87-5980	Decal - ROPS	20 3 2
87-4250	Harness - Wire Rear	44 22 1	87-5990	Decal - PTO	30 40 1
87-4260	Shift Cable Assembly	38 43 2	87-6000	Decal - Differential	15 17 1
87-4340	Clamp - Cable	18 10 1	87-6010	Decal - Dump Hyd.	15 19 1
87-4350	Lever - Hi-Lo	18 2 1	87-6020	Decal - Brake	15 20 1
87-4420	Hi-Lo Cable Assembly	38 44 1	87-6040	Bracket - Shifter	18 22 1
87-4460	Differential Lock Cable	19 11 1	87-6060	Decal - ATF	30 4 1
87-4470	Bracket	38 23 1	87-6170	Frame - Seat	17 14 1
87-4490	Bracket - Hold-Down	48 22 1	87-6240	Bracket - Seat Back	17 23 4
87-4500	Rod - Pivot	48 2 1	87-6270	Socket & Bulb Assembly	3 60 4
87-4510	Rod - Connecting	48 3 1	87-6280	Plate - Seat Back	17 18 2
87-4520	Bracket - Dump Valve	49 27 1	87-6290	Cushion - Seat Back	17 17 2
87-4560	Tube - Hydraulic	48 14 1	87-6300	Lens	52 7 1
87-4560	Tube - Hydraulic	49 33 1	87-6310	Gasket	52 9 1
87-4580	Rod - Auxiliary Lever	53 2 1	87-6320	Bulb - Headlight	1 5 2
87-4610	Rod - Auxiliary	53 3 1	87-6330	Lens - Headlight	1 6 2

*Not Illustrated

TORO PART NUMBER INDEX (Cont.)

Part No.	Description	Pg. No.	Ref. No.	Qty.	Part No.	Description	Pg. No.	Ref. No.	Qty.
87-6410	Bracket - Harness	14	18	2	87-9200	Bearing - Matched Set	26	*	2
87-6570	Foam - Seal	18	38	1	87-9210	Spacer	26	30	2
87-6620	Screw	1	10	15	87-9220	Plug - Seal	25	2	1
87-6620	Screw - Torx Hd.	14	42	2	87-9300	Door - Clean Out	33	35	1
87-6620	Screw - Torx Pan Hd.	9	43	2	87-9360	Seal - Oil	25	13	1
87-6640	Lever - Dump Stop	19	14	1	87-9370	Ring - Retaining	25	3	1
87-6660	Fender - Rear 24	52	17	2	87-9390	Cup	47	9	1
87-6670	Decal - Fuse	3	54	1	87-9400	Valve	47	11	1
87-6710	Switch - Supervisor	38	33	1	87-9420	Decal - Caution	33	36	1
87-6720	Knob	18	17	1	87-9480	Fender - Front	16	24	2
87-6740	Tire - Rear 24	30	16	2	87-9530	Transaxle Assembly	38	22	1
87-6750	Rim - Rear 24	30	19	2	87-9600	Housing - Axle RH	26	28	1
87-6890	Hold - Hand	15	1	1	87-9620	Housing - Axle LH	26	*	1
87-6900	Tube - Hydraulic	36	10	1	87-9640	Arm - Pitman	6	21	1
87-6910	Spring - Compression	38	13	1	87-9650	Cover - Steering Gear	17	27	4
87-6950	Receiver - LH	20	6	1	87-9660	Trim	17	24	1
87-6960	Receiver - RH	20	7	1	87-9810	Foam - Overflow Tank	33	37	1
87-7040	Bracket - Oil Filter	45	4	1	87-9840	Shaft - Clutch	25	1	1
87-7050	Cap - Reservoir	33	43	1	87-9890	Decal - Dash	3	56	1
87-7090	Assembly - Frame, R.O.P.S.	20	1	1	87-9980	Decal - Load	1	16	1
87-7110	Assembly - Axle, Rear	30	5	1	92-0650	Bearing - Ball	41	22	1
87-7150	Assembly - Cradle, Spring	21	13	2	92-0651	Case - Transaxle	39	19	1
87-7160	Assembly - Clevis, Cable	18	7	1	92-0652	Cover - Upper	39	7	1
87-7170	Bracket - Clutch Spring	38	42	1	92-0653	Cover - Side	39	9	1
87-7270	Washer - Flat	30	23	6	92-0654	Carrier - Differential	39	17	1
87-7290	Fitting - Hydraulic	36	9	1	92-0655	Cover - Seal	39	30	1
87-7330	Hose - Radiator Upper	33	7	1	92-0656	Cover - P.T.O.	39	1	1
87-7330	Hose - Radiator Upper	37	45	1	92-0662	Cap - Oil	39	5	1
87-7350	Hose - Suction	36	6	1	92-0663	Shaft - Main	41	16	1
87-7380	Bracket - Relay/Indicator	45	10	1	92-0664	Hub - Synchro	41	12	2
87-7470	Plate - Clamp	29	16	2	92-0665	Key - Synchro	41	23	6
87-7480	Washer - Flat	29	31	8	92-0666	Spring - Synchro	41	13	4
87-7480	Washer - Flat	6	37	3	92-0667	Ring - Synchro	41	6	3
87-7600	Rod - Battery Support	44	19	1	92-0668	Shifter - Synchro	41	7	2
87-7610	Tab - Battery Support	44	21	1	92-0672	Gear - 18T	41	19	1
87-7620	Shield - Plastic	44	12	1	92-0673	Gear - 14T	41	21	1
87-7660	Clamp - Brake Line	11	2	8	92-0674	Shaft - Reduction	41	28	1
87-7660	Clamp - Tube	9	40	2	92-0677	Gear - 49T	41	31	1
87-7930	Decal - Danger	17	6	1	92-0679	Gear - 23T	41	25	1
87-7930	Decal - Warning	50	13	1	92-0680	Collar	41	26	1
87-7930	Decal - Warning	49	32	2	92-0681	Bearing - Needle	41	30	2
87-7940	Stud	17	8	1	92-0682	Washer - Thrust	41	29	1
87-7950	Bed Support Assembly	17	7	1	92-0684	Gear - 33T	41	10	1
87-7960	Lever - Shift Arm	38	38	2	92-0687	Gear - 16T	41	18	1
87-7970	Arm - Shift	38	15	1	92-0698	Shaft - Fork R-1	42	14	1
87-8080	Console Plate Assembly	15	21	1	92-0699	Shaft - Fork 2-3	42	7	1
87-8120	Bracket - Trim Side	1	11	2	92-0700	Fork - Shift R-1	42	3	1
87-8130	Bracket - Trim Top	1	19	1	92-0701	Fork - Shift 2-3	42	6	1
87-8160	Trim	1	20	1	92-0705	Lock - Spindle	42	20	1
87-8240	Cable - Parking Brake	19	24	2	92-0706	Cap - Fork Shaft	39	25	1
87-8250	Plate - Shift Arm	38	10	1	92-0708	Shaft - Fork Hi-Lo	42	16	1
87-8440	Assembly - Rear Frame	29	2	1	92-0709	Fork - Shift Hi-Lo	42	17	1
87-8460	Bumper	14	34	1	92-0710	Counter Shaft Assembly	40	15	1
87-8471	Bracket - Clutch	14	7	1	92-0710	Ring Gear Assembly	43	8	1
87-8500	Front Wire Harness Assy.	2	47	1	92-0711	Washer - Thrust	40	6	2
87-8550	Control Panel Assembly	2	53	1	92-0712	Bearing - Ball	40	1	1
87-8620	Boot - Shift	15	13	1	92-0713	Collar	40	13	1
87-8640	Washer - Flat	18	26	1	92-0714	Bearing - Ball	40	14	2
87-8710	Tab - Clutch	14	40	1	92-0715	Gear - 49T	40	7	1
87-8780	Head - Oil Filter	45	29	1	92-0716	Collar	40	3	1
87-9080	Decal - Grease	30	44	2	92-0717	Gear - 71T	40	10	1
87-9110	Decal - Quick Ref.	15	23	1	92-0718	Shifter - Hi-Lo	40	8	1
87-9130	Decal - Workman 4300	1	15	1	92-0719	Collar - Spline	40	9	1
87-9160	Lower Shaft Assembly	6	*	1	92-0720	Case - Differential	43	31	1
87-9170	Brake Assembly RH	26	5	1	92-0721	Fork - Differential Lock	43	17	1
87-9170	Front Brake Assembly - RH	27	*	1	92-0722	Shaft - Lock Fork	43	18	1
87-9180	Brake Assembly LH	26	*	1	92-0723	Spring - Compression	43	19	1
87-9180	Front Brake Assembly - LH	27	*	1	92-0724	Arm - Differential Lock	43	27	1
87-9190	Stub - Axle	26	31	2	92-0725	Shaft - Axle L.H.	43	28	1

*Not Illustrated

TORO PART NUMBER INDEX (Cont.)

Part No.	Description	Pg. Ref. No. No. Qty.	Part No.	Description	Pg. Ref. No. No. Qty.
92-0726	Shaft - Axle R.H.	43 1 1	92-0827	Gear	57 12 1
92-0727	Washer	43 4 2	92-0830	Plate - Rear	63 47 1
92-0728	Washer	43 2 1	92-0831	Pin - Knock	63 48 1
92-0729	Seal - Oil	42 10 3	92-0835	Gear	58 7 1
92-0730	Slider - Differential Lock	43 7 1	92-0836	Flywheel Assembly	58 13 1
92-0731	Spring - Compression	42 2 3	92-0837	Fitting - Thermostat	60 32 1
92-0732	Plate - Keeper	42 8 3	92-0839	Plate	57 14 1
92-0733	Washer	43 20 1	92-0840	Gear	57 17 1
92-0740	Washer - Thrust	41 3 3	92-0841	Ring - Retaining	57 15 1
92-0741	Washer - Thrust	40 11 1	92-0842	Gear Assembly	57 13 1
92-0743	Breather - Air	39 27 1	92-0843	Bolt w/Washer	67 2 2
92-0744	Washer	43 14 1	92-0844	Plug - Glow	60 39 3
92-0745	Gear - Side L.H.	43 24 1	92-0845	Crankshaft	58 16 1
92-0746	Gear - Side R.H.	43 11 1	92-1211	Decal - Dash (Europe)	3 56 1
92-0747	Washer - Thrust	43 10 2	92-1773	Screw - Cap Hex. Hd.	23 11 4
92-0748	Gear - Pinion	43 12 2	92-1914	Bearing - Ball	58 27 1
92-0749	Shaft - Pinion	43 23 1	92-2160	Cartridge - Relief Valve	48 12 1
92-0750	Washer	43 13 2	92-2161	Body - Relief Valve	48 28 1
92-0753	Ring - Retaining	41 2 1	92-2162	Head	50 6 1
92-0753	Ring - Retaining	43 21 1	92-2165	Kit - Repair	50 * 1
92-0754	Ring - Retaining	41 20 1	92-2173	Screw - Cap Socket Head	34 18 8
92-0755	Ring - Retaining	40 12 1	92-2174	Screw - Adjusting	34 22 1
92-0756	Ring - Retaining	43 5 3	92-2175	Gear	34 11 2
92-0759	Ring - Retaining	39 22 1	92-2176	Pin - Dowel	34 16 2
92-0760	Ring - Retaining	39 15 1	92-2177	Pin - Shear	34 7 1
92-0761	Ring - Retaining	42 18 1	92-2178	Ring - Crescent	34 4 4
92-0762	Washer - Lock	39 3 1	92-2179	Key - Square	34 5 1
92-0763	Ring - Retaining	41 14 3	92-2180	Gasket - Copper	34 23 1
92-0764	Ring - Retaining	40 5 3	92-2181	Plate - Pressure	34 13 1
92-0765	Pin - Alignment	39 8 4	92-2182	Plate - Seal	34 9 1
92-0765	Pin - Alignment	43 9 2	92-2183	Plate - Wear	34 10 1
92-0768	Pin - Spring	43 15 2	92-2184	Cap - Relief Valve	34 24 1
92-0769	Pin - Spring	42 4 2	92-2185	Plug	34 19 1
92-0770	Pin - Spring	43 26 1	92-2186	Spacer	34 3 1
92-0771	Pin - Spring	43 16 1	92-2187	Housing - Gear, End	34 17 1
92-0772	Key	41 17 2	92-2189	Shaft - Drive	34 6 1
92-0773	Drain Plug Assembly	39 13 1	92-2190	Shaft - Idler	34 25 1
92-0775	Bearing - Ball	43 6 2	92-2191	Bearing	34 27 1
92-0775	Bearing - Ball	39 33 2	92-2192	Bearing	34 12 4
92-0776	Bearing - Ball	43 29 1	92-2193	Ball	34 20 1
92-0778	Bearing - Ball	41 11 2	92-2194	Spring	34 21 1
92-0780	Bearing - Ball	43 3 1	92-2195	Seal - Oil	34 2 1
92-0781	Bearing - Needle	41 4 4	92-2196	Seal - Pressure Plate	34 15 1
92-0782	Bearing - Needle	41 33 1	92-2197	Seal - Back Up	34 14 1
92-0783	Sleeve - Inner	40 4 1	92-2198	Seal	34 26 1
92-0785	Ball	42 1 3	92-2199	Key - Ball	34 28 1
92-0787	O-Ring	39 12 1	92-2379	Clamp - Hose	33 2 2
92-0787	O-Ring	43 22 1	92-2379	Clamp - Hose	46 32 1
92-0788	O-Ring	39 6 1	92-2379	Clamp - Hose	45 34 1
92-0789	O-Ring	39 14 1	92-2601	Ring - Retaining	54 49 4
92-0790	O-Ring	39 29 1	92-2602	Coupling - Hyd. Female	55 54 2
92-0791	Seal - Oil	39 26 1	92-2603	Plug - Dust	54 51 2
92-0793	Seal - Oil	39 16 2	92-2605	Hydraulic Hose Assembly	54 36 1
92-0793	Seal - Oil	43 32 2	92-2606	Hydraulic Hose Assembly	54 33 1
92-0796	Screw - Cap Hex. Hd.	39 31 5	92-2609	Decal - Remote Hyd.	15 18 1
92-0803	Screw - Hex. Flange Hd.	43 30 12	92-2610	Decal - Coupler (US)	55 55 1
92-0804	Stud	39 28 1	92-2611	Decal - Caution (US)	55 56 1
92-0807	Cap - Sealing	39 23 1	92-2620	Hydraulic Tube Assembly	54 45 1
92-0808	Shim Set	39 20 1	92-2622	Hydraulic Tube Assembly	54 10 1
92-0809	Shim Set	39 11 1	92-2623	Plate - Valve Mount	54 3 1
92-0816	Arm - Shift Fork R-1	42 15 1	92-2624	Hydraulic Hose Assembly	54 6 1
92-0817	Arm - Shift Fork 2-3	42 5 1	92-2625	Relief Valve Assembly	54 48 1
92-0818	Arm - Shift Fork Hi-Lo	42 19 1	92-2697	Hose - Hydraulic	49 1 1
92-0819	Gear - 40T	41 32 1	92-2771	Rear Coupler Bracket Assy.	55 53 1
92-0820	Gear - 27T	41 5 1	92-4100	Backplate Assembly RH	27 * 1
92-0821	Gear - 24T	41 15 1	92-4101	Primary Piston Assembly	10 11 1
92-0822	Gear - 28T	41 24 1	92-4102	Secondary Piston Assembly	10 4 1
92-0823	Gear - 43T	41 27 1	92-4103	Pin - Stop	10 3 1
92-0824	Shaft - Reverse Idler	41 9 1	92-4108	Washer - Retainer	10 10 1

*Not Illustrated

TORO PART NUMBER INDEX (Cont.)

Part No.	Description	Pg. No.	Ref. No.	Qty.	Part No.	Description	Pg. No.	Ref. No.	Qty.
92-4109	Circlip	10	9	1	92-4188	Ring - Snap	30	28	12
92-4110	Clevis	10	5	1	92-4189	Strap & Bolt Kit	30	36	2
92-4111	Petcock - Radiator	33	38	1	92-4190	Yoke - End	30	29	2
92-4112	Cap Assembly	10	12	1	92-4193	Yoke - Flange	24	1	1
92-4113	Screw - Bleed	27	4	1	92-4194	Yoke - Tube	24	3	1
92-4114	Cap - Bleed Screw	27	5	1	92-4195	Slip Yoke Assembly	24	4	1
92-4114	Cap - Bleed Screw	32	5	1	92-4196	Seal	24	6	1
92-4117	Assy. - Wheel Cylinder LH	27	*	1	92-4198	Fan Shroud Assembly	33	17	1
92-4118	Assy. - Wheel Cylinder RH	27	*	1	92-4199	Skirt Assembly	15	2	1
92-4119	Kit - Seal	27	*	1	92-5180	Plate - Center	39	21	1
92-4123	Assembly - Pawl LH	27	19	1	92-5183	Shaft - Front Drive	41	34	1
92-4123	Assembly - Pawl LH	32	19	1	92-5184	Gear - 41T	41	35	1
92-4124	Assembly - Pawl RH	27	*	1	92-5185	Bearing - Ball	41	36	1
92-4124	Assembly - Pawl RH	32	*	1	92-5186	Gear - 43T	40	2	1
92-4131	Washer - Hold Down	27	22	2	92-5304	Decal - Brake (Japan)	15	20	1
92-4131	Washer - Hold Down	32	22	2	92-5311	Decal - Differential (Japan)	15	17	1
92-4133	Pin - Hold Down	27	26	2	92-5318	Decal - Axle (Japan)	15	11	1
92-4133	Pin - Hold Down	32	26	2	92-5325	Decal - Caution (Japan)	15	10	1
92-4134	Plug - Inspection	27	25	1	92-5332	Decal - Supervisor (Japan)	3	55	1
92-4134	Plug - Inspection	32	25	1	92-5339	Decal - Coupler (JAP)	55	*	1
92-4135	Set Bolt	27	1	2	92-5346	Decal - Remote Hyd.	15	18	1
92-4135	Set Bolt	32	1	2	92-5353	Decal - Dump Hyd. (Japan)	15	19	1
92-4136	Backplate Assembly LH	27	2	1	92-5360	Decal - PTO (Japan)	15	16	1
92-4137	Screw - Bleed	32	4	1	92-5367	Decal - PTO (Japan)	30	40	1
92-4138	Backplate Assembly LH	32	2	1	92-5374	Decal - Fuse (Japan)	3	54	1
92-4139	Backplate Assembly RH	32	*	1	92-5381	Decal - ROPS (Japan)	20	3	2
92-4140	Assy. - Wheel Cylinder LH	32	*	1	92-5388	Decal - Rollover (Japan)	20	2	1
92-4141	Assy. - Wheel Cylinder RH	32	*	1	92-5466	Decal - Caution (JAP)	55	*	1
92-4142	Seal Kit	32	*	1	92-5473	Decal - ATF (Japan)	30	4	1
92-4143	Shoe & Lining Set	27	13	1	92-5951	Angle - Hitch	30	41	1
92-4143	Shoe & Lining Set	32	13	1	92-5972	Grommet	17	5	4
92-4144	Assembly - Adjuster LH	27	*	1	92-6408	Decal - Danger (Japan)	16	26	1
92-4144	Assembly - Adjuster LH	32	*	1	92-6415	Decal - Danger (Japan)	17	6	1
92-4145	Assembly - Adjuster RH	27	*	1	92-6415	Decal - Warning (Japan)	49	32	2
92-4145	Assembly - Adjuster RH	32	*	1	92-6444	Decal - Grease (Japan)	30	44	2
92-4146	Plug	27	3	1	92-6479	Decal - Caution (Japan)	29	29	2
92-4146	Plug	32	3	1	92-6493	Decal - Warning (Japan)	21	33	2
92-4147	Spring - Shoe, Upper LH	27	14	1	92-7240	Decal - Warning (Japan)	33	47	1
92-4147	Spring - Shoe, Upper LH	32	14	1	92-7905	Switch & Bracket Assembly	54	31	1
92-4148	Spring - Shoe, Upper RH	27	*	1	93-3102	Cap - Fuel	46	1	1
92-4148	Spring - Shoe, Upper RH	32	*	1	93-3618	Pinion & Ring Gear Assy.	23	8	1
92-4149	Spring - Shoe, Lower	27	15	1	93-3766	Decal - Caution (Japan)	33	36	1
92-4149	Spring - Shoe, Lower	32	15	1	93-6668	Decal - Charging (Europe)	44	24	1
92-4150	Spring - Adjuster, LH	27	20	1	93-6681	Decal - Warning (Europe)	33	47	1
92-4150	Spring - Adjuster, LH	32	20	1	93-6687	Decal - No Step (Europe)	44	10	1
92-4151	Spring - Adjuster, RH	32	*	1	93-7051	Radiator Assembly	33	39	1
92-4152	Spring - Hold Down	27	23	2	93-7052	Joint - Lower Ball	22	8	2
92-4152	Spring - Hold Down	32	23	2	93-7053	Warning Light Assembly	2	9	1
92-4153	Assembly - Steering Column	6	11	1	93-7054	Front Differential Assembly	22	20	1
92-4154	Universal Joint Assembly	6	31	1	93-7055	Turnbuckle	26	24	1
92-4155	Slip Joint Assembly - Upper	6	28	1	93-7056	Rod - Tie RH	26	22	1
92-4157	Spring - Adjuster, RH	27	*	1	93-7057	Rod - Tie LH	26	*	1
92-4158	Valve Assy. - Hyd. Gear	8	*	1	93-7058	Bracket - Brake Hose LH	26	*	1
92-4159	Nut - Adjuster Plug Lock	7	25	1	93-7059	Hose - Brake Front	11	9	2
92-4160	Bearing Service Kit - Upper	8	*	1	93-7059	Hose - Brake Front	26	13	2
92-4161	Assembly - Cover Service	7	*	1	93-7059	Hose - Brake Front	22	14	2
92-4162	Pitman Shaft - Gear Service	8	*	1	93-7070	Bracket - Brake Hose	22	11	2
92-4163	Assy. - Steering Housing	8	*	1	93-7071	Bracket - Brake Hose RH	26	12	1
92-4164	Plug Assy. - Service Adjust.	8	*	1	93-7074	Mount - Differential Rear	22	21	1
92-4165	Plug - Housing End	7	2	1	93-7078	Constant Velocity Joint Assy.	26	15	2
92-4166	Rack/Piston/Nut Assembly	8	*	1	93-7079	Tube - Brake LH	26	*	1
92-4167	Assembly - Plug Service	8	*	1	93-7080	Tube - Brake RH	26	8	1
92-4168	Return - Guide Ball	7	7	2	93-7081	Tube - Brake Front RH	11	10	1
92-4169	Bearing - Needle	7	21	1	93-7082	Tube - Brake Front LH	11	16	1
92-4170	Bearing - Pitman Shaft	7	47	1	93-7085	Tube - Brake Front	11	19	1
92-4179	Yoke, Shaft & Seal Tube	30	33	2	93-7088	Support - Fan	33	20	1
92-4180	Seal	30	32	2	93-7090	Stub - Axle	30	14	2
92-4182	Yoke & Hub	30	31	2	93-7091	Clutch Cable Assembly	14	1	1
92-4187	Cross & Bearing Kit	30	30	4	93-7092	Hydraulic Tube Assembly	48	16	1

*Not Illustrated

TORO PART NUMBER INDEX (Cont.)

Part No.	Description	Pg. Ref. No. No. Qty.	Part No.	Description	Pg. Ref. No. No. Qty.
93-7093	Hydraulic Tube Assembly	48 20 1	93-8971	Seal - Port, Flange	10 2 2
93-7094	Cover - Wire Harness	2 49 1	93-8972	Shaft - Idler	63 34 1
93-7098	Cable - Accelerator	37 6 1	93-8973	Piston & Pin Set STD	58 10 3
93-7098	Cable - Accelerator	9 47 1	93-8974	Thermostat	37 42 1
93-7099	Frame - Engine	36 1 1	93-8974	Thermostat	60 45 1
93-7100	Mount - Engine	36 5 1	93-8975	Piston & Pin Set 0.25 OS	58 * 3
93-7100	Mount - Engine	37 40 1	93-8976	Piston & Pin Set 0.50 OS	58 * 3
93-7103	Screen - Radiator	33 8 1	93-8981	Joint & Shaft - Outboard	28 5 1
93-7105	Cable Assembly	18 15 2	93-8982	Boot Kit - Outboard	28 1 1
93-7106	Hi-Lo Cable Assembly	18 6 1	93-8983	Boot Kit - Inboard	28 2 1
93-7115	Bidirectional Clutch Assembly	25 * 1	93-8984	Joint Assembly - Inboard	28 4 1
93-7116	Differential Driveshaft Assy.	22 24 1	93-8985	Clip - Circular	28 3 1
93-7116	Driveshaft Assembly	24 * 1	93-8987	Slip Joint Assembly - Lower	6 29 1
93-7117	Plate - Adaptor	25 14 1	93-8988	Boot - Steering Shaft	6 24 1
93-7118	Bracket - Differential Front	22 27 1	93-8995	Rod - Threaded	37 46 1
93-7120	Housing - Bell	14 10 1	93-9089	Decal - Coupler (CE)	55 * 1
93-7125	Brake Assembly RH	30 * 1	93-9090	Decal - Caution (CE)	55 * 1
93-7125	Rear Brake Assembly - RH	32 * 1	93-9430	Decal - Differential (Europe)	15 17 1
93-7126	Brake Assembly LH	30 9 1	93-9442	Decal - ATF (Europe)	30 4 1
93-7126	Rear Brake Assembly - LH	32 * 1	93-9443	Decal - Brake (Europe)	15 20 1
93-7128	Drum - Brake	30 15 2	93-9444	Decal - Dump Hyd.	15 19 1
93-7128	Drum - Brake	26 32 2	93-9447	Decal - Caution (Europe)	33 36 1
93-7130	Harness - Wire	37 15 1	93-9448	Decal - Caution (Europe)	15 10 1
93-7130	Harness - Wire	45 25 1	93-9449	Decal - Grease (Europe)	30 44 2
93-7130	Harness - Wire Rear	2 34 1	93-9535	Hydraulic Tube Assembly	54 5 1
93-7133	Arm - Control Upper LH	22 * 1	93-9536	Rod - Connecting	53 6 1
93-7135	Arm - Control Upper RH	22 3 1	93-9537	Bracket - Switch Mounting	54 44 1
93-7140	Belt - V	35 14 1	93-9538	Cover - Switch	54 42 1
93-7145	Screw - Cap Hex. Hd.	6 19 3	93-9539	Strip - Tapped	54 30 1
93-7252	Decal - CE (Europe)	3 66 1	93-9540	Sleeve - Protective	54 35 1
93-7275	Decal - Fluid (Europe)	35 18 1	93-9541	Harness - Wire	55 57 1
93-7276	Decal - Danger (Europe)	44 25 1	93-9542	Cam - Switch	54 13 1
93-7814	Decal - Caution (Europe)	35 1 1	93-9551	Sleeve - Protective	54 40 1
93-8071	Decal - Caution (Europe)	29 29 2	93-9552	Hose - Hydraulic	49 4 1
93-8900	Carrier Assembly	23 15 1	93-9850	Decal - Rollover (Europe)	20 2 1
93-8901	Differential Case Assembly	23 * 1	93-9851	Decal - Fuse (Europe)	3 54 1
93-8902	Spacer - Bearing	23 24 1	93-9852	Decal - Danger (Europe)	17 6 1
93-8903	Flange	23 19 1	93-9852	Decal - Warning (Europe)	49 32 2
93-8904	Shim - .003	23 21 A/R	93-9856	Decal - Supervisor (Europe)	3 55 1
93-8905	Shim - .005	23 * A/R	93-9857	Decal - Axle (Europe)	15 11 1
93-8906	Shim - .010	23 * A/R	93-9859	Decal - ROPS (Europe)	20 3 2
93-8907	Shim - .030	23 * A/R	93-9860	Decal - Danger (Europe)	16 26 1
93-8908	Housing - Front	23 2 1	93-9861	Decal - PTO (Europe)	15 16 1
93-8909	Screw - Cap Hex. Hd.	23 16 8	93-9862	Decal - PTO (Europe)	30 40 1
93-8910	Vent	23 1 1	93-9866	Decal - Remote Hyd.	15 18 1
93-8911	Gear - Bevel Side	23 5 2	93-9879	Decal - Warning (Europe)	21 33 2
93-8916	Plug Assembly	23 12 2	94-1200	Decal - Quick Ref. (DN)	15 23 1
93-8917	Bearing - Needle	23 34 2	94-1201	Decal - Quick Ref. (DU)	15 23 1
93-8918	Seal - Oil	23 33 2	94-1202	Decal - Quick Ref. (FN)	15 23 1
93-8919	Bearing - Thrust	25 10 1	94-1203	Decal - Quick Ref. (FR)	15 23 1
93-8920	Housing & Race	25 5 1	94-1204	Decal - Quick Ref. (GR)	15 23 1
93-8921	Cage	25 12 1	94-1205	Decal - Quick Ref. (IT)	15 23 1
93-8922	Spring - Garter	25 6 1	94-1206	Decal - Quick Ref. (Japan)	16 23 1
93-8923	Spring	25 11 1	94-1207	Decal - Quick Ref. (NO)	15 23 1
93-8924	Cam	25 8 1	94-1208	Decal - Quick Ref. (PO)	15 23 1
93-8925	Roller	25 7 6	94-1209	Decal - Quick Ref. (SP)	15 23 1
93-8929	Washer - Thrust	25 9 1	94-1210	Decal - Quick Ref. (SW)	15 23 1
93-8938	Bracket - Cover Mount LH	33 44 1	94-1225	Decal - Load (Europe)	1 16 1
93-8939	Bracket - Cover Mount RH	33 46 1	94-1227	Decal - Dash (Japan)	3 56 1
93-8940	Cover - Radiator	33 45 1	94-1228	Decal - Load (Japan)	1 16 1
93-8941	Bracket - Front LH	52 15 1	94-1257	Block Sub-Assembly	57 1 1
93-8942	Bracket - Front RH	52 * 1	94-1258	Gasket - Cylinder Head	60 25 1
93-8943	Plate - Tail Light LH	52 12 1	94-1259	Case Sub-Assembly	61 1 1
93-8944	Plate - Tail Light RH	52 * 1	94-3533	Cover (Intake)	60 5 1
93-8958	Pedal - Clutch	14 37 1	94-3800	Master Cylinder Assembly	9 3 1
93-8961	Arm - Accelerator Pedal	9 10 1	94-3803	Tie Rod End Assembly	26 27 2
93-8965	Pedal - Brake	9 27 1	94-3804	Tie Rod End Assembly	26 20 2
93-8969	Pedal - Accelerator	9 15 1	94-3814	Tube - Hydraulic	9 1 1
93-8970	Cylinder Head Assembly	60 28 1	94-3815	Tube - Hydraulic	9 2 1

*Not Illustrated

TORO PART NUMBER INDEX (Cont.)

Part No.	Description	Pg. No.	Ref. No.	Qty.	Part No.	Description	Pg. No.	Ref. No.	Qty.
94-3819	Tube - Brake Rear	11	5	1	218-578	Fuse - 10 Amp	3	61	1
94-3820	Tube - Brake Front	11	1	1	218-600	Bulb	2	13	2
94-3821	Plate - Center, Frame	9	34	1	219-17	Bulb - Warning Light	3	59	4
94-3827	Spring - Return	66	41	1	232-27	Valve - Stem	30	17	2
94-3829	Pin - Clevis	19	23	1	233-37	Knob	18	1	1
94-3837	Cable - Clutch	3	67	1	233-39	Knob	48	1	1
94-3838	Bracket - Mudflap LH	1	23	1	233-39	Knob	53	1	1
94-3839	Bracket - Mudflap RH	1	*	1	233-39	Knob	6	1	1
94-3841	Mudflap	1	26	2	233-48	Knob	19	4	1
94-3842	Tube - Brake Rear	11	12	1	237-21	Seal - O-Ring	49	2	6
94-3843	Tube - Brake LH	29	22	1	237-22	Seal - O-Ring	49	5	3
94-3845	Tube - Hydraulic	29	20	1	237-22	Seal - O-Ring	48	9	4
94-3846	Tube - Brake RH	29	3	1	237-22	Seal - O-Ring	54	14	10
94-5202	Lever Support Assembly	18	14	1	237-30	Seal - O-Ring	38	34	2
94-5203	Hydraulic Cylinder Assy.	49	16	2	237-42	O-Ring	51	2	2
94-5206	Barrel Assembly	50	1	1	237-42	O-Ring	56	2	2
94-5207	Shaft	50	2	1	237-42	Seal - O-Ring	38	2	1
94-5209	Cover - Dust	10	7	1	237-42	Seal - O-Ring	49	7	2
94-5210	Rod - Push	10	8	1	237-42	Seal - O-Ring	48	11	2
94-5213	Muffler	37	31	1	237-42	Seal - O-Ring	54	15	5
94-5221	Flap - Master Cylinder	9	42	1	237-78	Seal - O-Ring	49	15	4
94-5223	Bell Crank	9	19	1	237-78	Seal - O-Ring	54	16	3
94-5235	Air Cleaner (Complete)	47	*	1	237-79	Seal - O-Ring	45	5	2
94-5235	Air Cleaner Assembly	46	23	1	237-79	Seal - O-Ring	23	13	2
94-5236	Tire (Optional)	26	*	2	237-79	Seal - O-Ring	49	25	1
94-5237	Pulley	33	26	1	237-80	Seal - O-Ring	49	24	1
94-5238	Hose - Air Cleaner	46	19	1	237-81	Seal - O-Ring	38	28	1
94-5238	Hose - Air Intake	37	11	1	237-123	Seal - O-Ring	38	25	1
94-5245	Supervisor Switch Assembly	2	29	1	240-5	Grommet	14	31	1
94-5250	Operators Platform Assy.	1	17	1	2410-35	Plug - Hole	2	6	1
94-5255	Hose - Hydraulic	45	43	1	2410-42	Cap - Front Bumper	1	12	2
94-5255	Hydraulic Hose Assembly	54	29	1	2410-64	Plug - Hole	3	64	1
94-5256	Bell Crank	37	8	1	2411-33	Joint - Ball	14	3	1
94-5259	Bracket - Accelerator	37	4	1	2412-10	Clamp - R	22	13	2
94-5261	Tire	26	34	2	2412-34	Clamp	49	22	1
94-5272	Decal - Warning	3	68	1	2412-34	Clamp	37	36	2
94-5299	Rod - Link	9	25	1	2412-34	Clamp - Hose	33	6	2
95-7394	Shaft - Brake	9	35	1	2412-34	Clamp - Hose	36	7	1
98-2915	Fuel Tank Assembly	46	2	1	2412-36	Clamp	46	8	1
98-2918	Driveshaft Assembly	31	*	2	2412-36	Clamp - Hose	38	3	1
98-2920	Engine	37	55	1	2412-36	Clamp - Hose	45	7	2
98-2925	Front Housing Assembly	68	9	1	2412-89	Clamp - R	44	20	1
98-2926	Screw Set (3 Screws)	68	7	1	2412-89	Clamp - R	14	29	1
98-2927	Bearing - Front	68	8	1	2412-89	Clamp - R	2	32	1
98-2928	Rotor Assembly	68	10	1	2412-92	Clamp - Hose	37	10	1
98-2929	Nut - Set	68	1	1	2412-92	Clamp - Hose	46	20	1
98-2930	Pulley Set	68	23	1	2412-93	Clamp - R	52	2	1
98-2931	Bolt Set (4 Bolts)	68	5	1	2412-106	Clamp - R	36	11	1
98-2932	Bearing - Rear	68	11	1	2412-108	Clamp - Hose	46	10	1
98-2933	Stator Assembly	68	21	1	2412-108	Clamp - Hose	37	12	2
98-2934	Rear Housing Assembly	68	15	1	2412-108	Clamp - Hose	45	15	3
98-2935	Regulator Assembly	68	17	1	2412-130	Clamp - Hose	47	10	1
98-2936	Brush Assembly	68	19	2	2412-133	Clamp - R	17	3	2
98-2937	Rectifier Assembly	68	16	1	2412-149	Clamp - R	37	37	1
98-2938	Alternator Assembly	68	*	1	2412-149	Clamp - Tube	29	24	4
98-2938	Nut Set - Terminal	68	18	1	251-8	Bearing - Ball	41	1	2
98-2939	Screw - Cap Hex. Hd.	30	37	4	251-8	Bearing - Ball	25	4	2
98-2940	Yoke - Double Clamp	30	34	2	251-82	Bearing - Ball	35	11	2
98-2945	Hose	37	14	1	251-346	Bearing - Ball	41	8	2
98-2945	Hose - Fuel	46	11	1	253-987	Fitting - Hydraulic 90°	38	29	1
98-2946	Cover - Engine	37	56	1	254-65	Cone - Bearing	23	29	2
98-2947	V-Belt	62	2	1	254-66	Cup - Bearing	23	30	2
98-2948	Brace - Generator	68	6	1	254-90	Cup - Bearing	23	23	1
98-2952	Fitting - Straight	46	9	1	256-155	Bushing - Flange	9	26	2
98-2962	Seal Kit - Pitman Shaft	8	*	1	256-156	Bushing - Flange	14	36	2
218-446	Nut - Hex.	2	11	1	256-247	Bushing - Flange	9	18	2
218-447	Washer - Lock	2	12	1	256-259	Bushing - Flange	9	9	2
218-473	Boot - Switch	3	63	1	264-91	Cone - Bearing	23	22	1
218-574	Fuse - 7.5 Amp	2	46	2	283-2	Pin - Clevis	9	4	1

*Not Illustrated

TORO PART NUMBER INDEX (Cont.)

Part No.	Description	Pg. Ref. No. No. Qty.	Part No.	Description	Pg. Ref. No. No. Qty.
283-30	Pin - Clevis	9 12 1	323-7	Screw - Cap Hex. Hd.	38 14 4
283-30	Pin - Clevis	14 35 1	323-7	Screw - Cap Hex. Hd.	9 17 2
283-62	Pin - Clevis	19 6 1	323-7	Screw - Cap Hex. Hd.	22 23 4
283-62	Pin - Clevis	18 8 3	323-7	Screw - Cap Hex. Hd.	30 43 4
283-62	Pin - Clevis	38 35 3	323-9	Screw - Cap Hex. Hd.	44 14 1
283-85	Pin - Clevis	9 14 1	323-10	Screw - Cap Hex. Hd.	38 8 1
302-5	Fitting - Grease	22 1 4	323-12	Screw - Cap Hex. Hd.	21 6 8
302-5	Fitting - Grease	37 5 1	324-5	Screw - Cap Hex. Hd.	22 28 3
302-5	Fitting - Grease	9 8 3	324-9	Screw - Cap Hex. Hd.	21 22 4
302-5	Fitting - Grease	26 26 4	324-10	Screw - Cap Hex. Hd.	21 1 4
302-5	Fitting - Grease	6 30 1	324-11	Screw - Cap Hex. Hd.	22 33 2
302-5	Fitting - Grease	30 35 4	324-12	Screw - Cap Hex. Hd.	36 3 2
302-5	Fitting - Grease	14 44 1	324-12	Screw - Cap Hex. Hd.	22 19 4
302-11	Fitting - Grease	24 5 1	324-13	Screw - Cap Hex. Hd.	21 10 2
302-11	Fitting - Grease	21 8 1	325-4	Screw - Cap Hex. Hd.	17 15 2
302-58	Fitting - Grease	31 46 16	325-13	Screw - Cap Hex. Hd.	22 15 8
321-2	Screw - Cap Hex. Hd.	2 1 7	325-13	Screw - Cap Hex. Hd.	21 27 4
321-2	Screw - Hex. Hd.	54 39 2	325-19	Screw - Cap Hex. Hd.	30 27 1
321-3	Screw - Cap Hex. Hd.	2 4 2	325-20	Screw - Cap Hex. Hd.	30 24 5
321-3	Screw - Cap Hex. Hd.	33 31 4	3211-8	Screw - Cap Hex. Hd.	18 13 2
321-3	Screw - Cap Hex. Hd.	6 33 2	3215-1	Screw - Cap Hex. Hd.	38 16 1
321-4	Screw - Cap Hex. Hd.	33 5 4	3215-2	Screw - Cap Hex. Hd.	14 12 5
321-4	Screw - Cap Hex. Hd.	44 6 1	3217-25	Nut - Hex.	2 38 2
321-4	Screw - Cap Hex. Hd.	36 8 1	3217-26	Nut - Hex.	2 37 1
321-4	Screw - Cap Hex. Hd.	15 9 8	3217-29	Nut - Jam	3 57 3
321-4	Screw - Cap Hex. Hd.	17 20 8	3218-18	Nut - Jam	18 43 1
321-4	Screw - Cap Hex. Hd.	1 24 4	3218-20	Nut - Jam	14 16 2
321-4	Screw - Cap Hex. Hd.	14 30 1	3218-21	Nut - Jam	26 21 2
321-4	Screw - Cap Hex. Hd.	2 33 1	3219-14	Nut	18 5 1
321-4	Screw - Hex. Flange Hd.	29 26 4	3219-14	Nut - Hex.	38 32 1
321-5	Screw - Cap Hex. Hd.	37 2 1	3220-1	Nut - Jam	38 37 4
321-6	Screw - Cap Hex. Hd.	52 3 12	3220-1	Nut - Jam	18 41 4
321-6	Screw - Cap Hex. Hd.	22 10 2	3220-1	Nut - Jam	37 47 2
321-9	Screw - Cap Hex. Hd.	11 3 4	3220-2	Nut - Jam	14 2 1
321-9	Screw - Cap Hex. Hd.	48 5 2	3220-3	Nut - Hex. Jam	9 24 1
321-9	Screw - Cap Hex. Hd.	19 27 1	3220-3	Nut - Jam	18 12 2
321-9	Screw - Cap Hex. Hd.	9 38 1	3220-7	Nut - Jam	26 23 1
321-9	Screw - Hex. Hd.	54 46 1	3220-11	Nut - Jam	26 25 2
321-14	Screw - Cap Hex. Hd.	49 8 2	3220-16	Nut - Hex. Jam	9 44 1
321-15	Screw - Cap Hex. Hd.	48 13 1	3229-25	Nut - Lock	45 9 2
321-23	Screw - Hex. Hd.	54 43 2	3229-25	Screw - Carriage	49 19 2
322-2	Screw - Cap Hex. Hd.	11 11 1	3230-18	Bolt - Carriage	17 2 8
322-2	Screw - Cap Hex. Hd.	6 16 6	3230-23	Bolt - Carriage	45 2 2
322-2	Screw - Cap Hex. Hd.	46 22 4	3230-23	Bolt - Carriage	44 5 4
322-2	Screw - Cap Hex. Hd.	48 31 1	3230-23	Bolt - Carriage	33 24 7
322-2	Screw - Cap Hex. Hd.	33 42 6	3231-3	Bolt - Carriage	21 21 4
322-2	Screw - Cap Hex. Hd.	2 50 2	3231-21	Bolt - Carriage	44 1 6
322-3	Screw - Cap Hex. Hd.	54 7 4	3231-21	Bolt - Carriage	48 21 1
322-3	Screw - Cap Hex. Hd.	49 20 4	3231-21	Bolt - Carriage	17 22 4
322-3	Screw - Cap Hex. Hd.	17 26 4	3231-21	Bolt - Carriage	18 32 4
322-5	Screw - Cap Hex. Hd.	35 2 4	3232-17	Bolt - Carriage	29 19 8
322-5	Screw - Cap Hex. Hd.	15 6 8	3234-1	Screw - Hex. Flange Hd.	1 13 6
322-5	Screw - Cap Hex. Hd.	53 9 1	3234-4	Screw - Hex. Flange Hd.	45 45 4
322-5	Screw - Cap Hex. Hd.	52 20 4	3234-11	Screw - Cap Hex. Hd.	36 18 6
322-5	Screw - Cap Hex. Hd.	48 24 1	3234-21	Screw - Hex. Hd.	54 52 2
322-5	Screw - Cap Hex. Hd.	33 25 4	3234-38	Screw - Cap Hex. Hd.	46 31 2
322-5	Screw - Cap Hex. Hd.	22 30 2	3234-38	Screw - Hex. Flange Hd.	29 17 24
322-5	Screw - Cap Hex. Hd.	9 36 1	3234-40	Screw - Hex. Flange Hd.	20 4 4
322-5	Screw - Cap Hex. Hd.	18 51 2	3245-31	Screw - Hex. Socket	33 48 1
322-7	Screw - Cap Hex. Hd.	35 9 4	3250-13	Screw	2 51 2
322-12	Screw - Cap Hex. Hd.	18 25 1	3250-13	Screw - Hex. Hd.	15 15 20
323-4	Screw - Cap Hex. Hd.	26 9 2	3250-13	Screw - Pan Hd.	1 27 4
323-4	Screw - Cap Hex. Hd.	46 16 2	3250-20	Screw - Round Hd.	33 41 4
323-4	Screw - Cap Hex. Hd.	1 22 1	3253-3	Washer - Lock	33 30 4
323-6	Screw - Cap Hex. Hd.	19 1 1	3253-4	Washer - Lock	15 5 8
323-6	Screw - Cap Hex. Hd.	26 6 8	3253-4	Washer - Lock	6 14 4
323-6	Screw - Cap Hex. Hd.	30 11 8	3253-4	Washer - Lock	25 16 6
323-6	Screw - Cap Hex. Hd.	17 12 2	3253-4	Washer - Lock	37 22 6
323-6	Screw - Cap Hex. Hd.	18 37 1	3253-6	Washer - Lock	26 2 10

*Not Illustrated

TORO PART NUMBER INDEX (Cont.)

Part No.	Description	Pg. No.	Ref. No.	Qty.	Part No.	Description	Pg. No.	Ref. No.	Qty.
3253-6	Washer - Lock	22	29	3	3274-97	Screw - Hex. Socket Hd.	25	17	6
3253-6	Washer - Lock	30	45	10	3274-97	Screw - Socket Hex. Hd.	22	26	6
3253-15	Washer - Lock	46	5	5	3277-1	Nut - Hex.	6	5	1
3253-15	Washer - Lock	2	39	2	3290-221	Washer - Spring	18	34	1
3253-19	Washer - Lock	3	58	3	3290-221	Washer - Spring	19	36	2
3253-21	Washer - Lock	26	7	8	3290-271	Rivet - Pop	33	13	2
3253-21	Washer - Lock	30	10	8	3290-321	Screw - Hex. Flange Hd.	9	31	2
3253-21	Washer - Lock	17	13	2	3290-357	Nut - Flange	46	18	2
3253-21	Washer - Lock	22	22	4	3290-357	Nut - Flange	9	37	2
3254-1	Washer - Lock	2	36	1	3290-357	Nut - Flange Lock	44	2	6
3254-2	Washer - Lock	37	32	2	3290-357	Nut - Flange Lock	1	8	9
3255-7	Washer - ETLW	45	41	1	3290-357	Nut - Flange Lock	17	10	4
3255-9	Washer - Lock ETLW	44	3	1	3290-357	Nut - Flange Lock	21	16	4
3256-3	Washer - Flat	35	8	4	3290-357	Nut - Flange Lock	33	21	1
3256-4	Washer - Flat	38	12	1	3290-357	Nut - Flange Lock	18	33	4
3256-5	Washer - Flat	14	11	4	3290-378	Cable - Tie	46	34	1
3256-6	Washer - Flat	29	9	4	3290-378	Tie - Cable	36	2	1
3256-6	Washer - Flat	21	32	2	3290-378	Tie - Cable	54	41	6
3256-14	Washer - Flat	48	30	1	3290-378	Tie - Cable (Europe)	49	34	6
3256-14	Washer - Flat	54	37	2	3290-379	Tie - Cable	37	38	1
3256-22	Washer - Flat	11	4	5	3290-413	Washer - Belleville	36	16	12
3256-22	Washer - Flat	2	5	2	3290-455	Washer	6	12	1
3256-22	Washer - Flat	15	8	8	3290-456	Washer - Belleville	18	46	2
3256-22	Washer - Flat	45	11	1	3290-477	Washer - Curved	19	28	1
3256-22	Washer - Flat	52	11	19	3290-478	Washer - Belleville	19	17	1
3256-22	Washer - Flat	33	14	4	3290-506	Palnut	52	4	2
3256-22	Washer - Flat	48	18	3	3290-507	Pin - Dowel	18	31	1
3256-22	Washer - Flat	17	19	8	3296-2	Nut - Hex.	53	7	1
3256-22	Washer - Flat	9	39	3	3296-2	Nut - Lock	15	22	20
3256-22	Washer - Flat	14	41	2	3296-2	Nut - Lock	1	30	4
3256-23	Washer - Flat	15	4	4	3296-2	Nut - Lock	9	33	2
3256-23	Washer - Flat	53	5	2	3296-2	Nut - Lock	2	45	2
3256-23	Washer - Flat	19	21	1	3296-3	Nut - Lock	37	9	3
3256-23	Washer - Flat	52	21	4	3296-4	Nut - Lock	14	5	1
3256-23	Washer - Flat	17	25	4	3296-5	Nut - Flange Lock	33	28	1
3256-23	Washer - Flat	48	26	2	3296-6	Nut - Lock	9	20	2
3256-23	Washer - Flat	18	50	2	3296-15	Nut - Lock	35	16	1
3256-23	Washer - Lock	14	38	4	3296-23	Nut - Hex.	22	16	8
3256-24	Washer - Flat	26	10	2	3296-23	Nut - Lock	29	10	4
3256-24	Washer - Flat	44	15	2	3296-23	Nut - Lock	21	14	4
3256-24	Washer - Flat	52	18	6	3296-23	Nut - Lock	17	16	2
3256-25	Washer	37	30	6	3296-23	Nut - Lock	9	22	1
3256-25	Washer - Flat	36	4	2	3296-27	Rivet - Plastic	44	11	4
3256-25	Washer - Flat	53	10	1	3296-29	Nut - Flange Lock	33	23	8
3256-26	Washer - Flat	9	21	1	3296-29	Nut - Lock	35	6	6
3256-27	Washer - Flat	29	6	4	3296-29	Nut - Lock	53	8	1
3256-27	Washer - Flat	21	31	2	3296-29	Nut - Lock	14	19	1
3256-28	Washer - Flat	35	15	1	3296-29	Nut - Lock	52	19	4
3256-29	Nut - Lock	37	57	1	3296-29	Nut - Lock	48	27	1
3256-45	Washer - Flat	33	27	1	3296-29	Nut - Lock	45	28	2
3256-61	Washer - Flat	16	25	14	3296-29	Nut - Lock	9	30	1
3256-61	Washer - Flat	1	29	4	3296-39	Nut - Flange Lock	44	18	1
3256-67	Washer - Flat	45	40	3	3296-39	Nut - Flange Lock	38	20	4
3257-7	Key - Woodruff	35	17	1	3296-39	Nut - Lock	52	1	6
3258-19	Screw - Round Head	47	2	2	3296-39	Nut - Lock	29	13	6
3272-6	Pin - Cotter	18	3	3	3296-39	Nut - Lock	36	15	6
3272-6	Pin - Cotter	9	7	1	3296-39	Nut - Lock	48	23	1
3272-6	Pin - Cotter	19	8	1	3296-39	Nut - Lock	21	28	8
3272-6	Pin - Cotter	38	30	3	3296-39	Nut - Lock	19	33	1
3272-7	Pin - Cotter	53	12	1	3296-39	Nut - Lock	30	42	4
3272-10	Pin - Cotter	9	11	2	3296-39	Nut - Lock	18	45	1
3272-10	Pin - Cotter	14	33	1	3296-42	Nut - Lock	19	12	1
3272-11	Pin - Cotter	22	34	2	3296-42	Nut - Lock	52	13	12
3272-12	Pin - Cotter	26	16	4	3296-42	Nut - Lock	33	15	4
3272-37	Pin - Cotter	49	18	2	3296-42	Nut - Lock	45	17	2
3274-31	Screw - Button Hd.	2	7	4	3296-42	Nut - Lock	48	19	2
3274-54	Screw - Hex. Socket Hd.	46	28	2	3296-42	Nut - Lock	11	20	4
3274-94	Screw - Socket Button Hd.	52	16	6	3296-42	Nut - Lock	46	26	2
3274-96	Screw	25	15	4	3296-42	Nut - Lock	22	31	2

*Not Illustrated

TORO PART NUMBER INDEX (Cont.)

Part No.	Description	Pg. Ref. No. No. Qty.	Part No.	Description	Pg. Ref. No. No. Qty.
3296-42	Nut - Lock	6 32 2	32128-36	Nut - Lock	30 38 4
3296-42	Nut - Lock	9 41 1	32128-44	Nut - Flange Lock	17 9 2
3296-48	Nut - Lock	22 6 6	32128-53	Nut - Flange Lock	30 26 2
3296-48	Nut - Lock	21 11 10	32128-53	Nut - Flange Lock	26 36 2
3296-48	Nut - Lock	36 20 2	32136-2	Nut - Hex. Slotted	22 5 2
3296-56	Nut - Lock	37 50 2	32136-3	Nut - Hex. Slotted	26 17 4
3296-58	Nut - Lock	18 11 1	32141-86	Screw - Leveler	33 18 1
3296-59	Nut - Lock	6 13 1	32144-4	Screw - Hex. Washer Hd.	18 9 2
3296-76	Nut - Lock	29 30 8	32144-18	Screw - Cap Hex. Hd.	2 22 2
32104-88	Screw	1 4 6	32144-52	Screw - Hex. Hd.	15 12 6
32105-5	Screw	54 11 1	32144-93	Screw - Self Tapping	52 6 2
32105-8	Screw	54 38 2	32144-116	Screw - Pan Head	6 8 8
32107-11	Nut - Square	47 4 2	32148-6	Insert - Threaded	2 2 2
32120-47	Ring - E	9 13 1	32148-7	Nut - Clinch	1 18 8
32120-47	Ring - E	14 32 2	32148-7	Nut - Clinch	18 19 2
32120-47	Ring - Retaining	19 10 3	32148-9	Insert - Threaded	29 1 8
32121-7	Pin - Roll	14 22 1	32148-15	Insert - Threaded	18 4 1
32121-15	Pin - Roll	23 28 1	32148-15	Nut - Clinch	38 31 1
32121-24	Pin - Roll	14 24 2	32151-41	Ring - Retaining	34 1 1
32121-48	Pin - Roll	18 23 1	32151-56	Ring - Retaining	9 16 1
32122-24	Screw - Round Hd.	46 6 5	32151-104	Ring - Retaining	22 2 4
32128-20	Nut - Flange	11 17 1	32152-10	Nut	50 12 1
32128-20	Nut - Flange	6 27 6	33113-045	Screw - Cap Hex. Hd.	37 51 2
32128-20	Nut - Flange	2 48 2	340-2	Fitting - Straight	49 10 1
32128-20	Nut - Flange Head	49 11 4	340-3	Fitting - Hydraulic Straight	49 26 1
32128-20	Nut - Flange Lock	44 16 2	340-12	Fitting - Hydraulic Straight	54 50 2
32128-20	Nut - Flange Lock	17 21 12	340-77	Fitting - 90°	49 10 1
32128-20	Nut - Flange Lock	46 25 4	340-77	Fitting - Hydraulic 90°	49 6 1
32128-20	Nut - Flange Lock	9 29 2	340-77	Fitting - Hydraulic 90°	54 8 2
32128-20	Nut - Lock	54 9 4	340-86	Fitting - Hydraulic Tee	54 1 1
32128-20	Nut - Lock	22 12 2	340-86	Fitting - Hydraulic Tee	48 15 1
32128-20	Nut - Lock	48 33 1	340-87	Fitting - Hydraulic 45°	54 12 1
32128-20	Nut - Lock	33 40 6	340-88	Fitting - Hydraulic Straight	54 32 1
32128-21	Nut - Lock	38 11 1	340-92	Fitting - Hydraulic Straight	49 29 1
32128-23	Nut - Flange	46 17 2	340-94	Fitting - Hydraulic Tee	48 10 1
32128-23	Nut - Flange Lock	20 5 4	340-94	Fitting - Hydraulic Tee	54 47 1
32128-23	Nut - Flange Lock	29 21 24	340-97	Fitting - Hydraulic 90°	54 34 1
32128-33	Nut - Flange	36 14 1	340-132	Fitting - Hydraulic 90°	49 14 4
32128-33	Nut - Flange	2 44 11	340-140	Fitting - Hydraulic Tee	49 28 1
32128-33	Nut - Flange Head	49 12 2	340-151	Fitting - Hydraulic Tee	49 30 1
32128-33	Nut - Flange Lock	54 2 5	353-707	Fitting - 90° Barb	45 16 1
32128-33	Nut - Flange Lock	45 3 1	353-781	Fitting - Fuel 90°	46 14 1
32128-33	Nut - Flange Lock	44 4 1	353-783	Fitting - Straight	45 22 1
32128-33	Nut - Flange Lock	48 6 1	354-134	Fitting - Hydraulic 90°	45 6 2
32128-33	Nut - Flange Lock	29 27 4	354-135	Fitting - Hydraulic 90°	38 5 1
32128-33	Nut - Flange Lock	14 28 1	354-136	Fitting - Hydraulic Straight	49 23 1
32128-33	Nut - Lock	1 25 4			

PRODUCT CHANGES

In an effort to make improvements available to TORO owners as quickly as possible, minor changes are incorporated into Toro's products from time to time that do not become immediately shown in the Parts Catalog. If such a change has been made in your unit, which is not reflected in your manual, see your TORO Distributor or his Authorized TORO Service Dealer for information and part numbers.

IDENTIFICATION AND ORDERING

MODEL AND SERIAL NUMBERS

The Workman 4300D has two identification numbers; a model number and a serial number. The two numbers are stamped on a plate which is located on the main frame. In any correspondence concerning the Workman 4300D, supply model and serial numbers to assure that correct information and replacement parts are obtained.

To order replacement parts from an Authorized TORO Service Dealer, supply the following information:

1. Model and serial number of the Workman 4300D.
2. Part number, description, and the quantity of part(s) desired.

NOTE: Do not order by reference number if a parts catalog is being used; use the PART NUMBER.

TABLE OF CONTENTS

Description	Page	Description	Page
Front Bumper & Hood Assembly	1	Engine Installation Assembly	37
Control Panel Assembly	2-3	Transaxle Installation Assembly	38
Electrical Schematic (Model 07215)	4	Transaxle Case Assembly	39
Electrical Schematic (Model 07215TC)	5	Countershaft Assembly	40
Steering Linkage Assembly	6	Transaxle Gear Shafts Assembly	41
Steering Gear Assembly No. 87-1500	7-8	Shift Fork Assembly	42
Brake & Accelerator Pedal Assembly	9	Differential Gear Assembly	43
Master Brake Cylinder No. 94-3800	10	Battery Mount Assembly	44
Hydraulic Brake Line Routing Assembly	11	Fuel Filter, Pump & Relay Mounting	45
Hydraulic Schematic (Model 07215)	12	Fuel Tank & Air Cleaner Assembly	46
Hydraulic Schematic (Model 07215TC)	13	Air Cleaner Assembly	47
Clutch Linkage Assembly	14	Lift Valve Linkage Assembly	48
Seat Base Assembly	15-16	Lift Valve & Cylinder Assembly	49
Seat Back Assembly	17	Lift Cylinder No. 94-5203	50
Hi-Lo Shift Levers Assemblies	18	Control Valve Assembly No. 43-1950	51
Differential Lock & Parking Brake Assemblies	19	Rear Fender & Tail Light Assembly	52
R.O.P.S. Assembly	20	Remote Hydraulics Control Lever & Linkage (Model 07215TC)	53
Front Suspension Assembly	21	Remote Hydraulics Plumbing Assembly (Model 07215TC)	54-55
Front Suspension Control Arm Assembly	22	Control Valve Assembly No. 43-1710	56
Front Differential Assembly No. 93-7054	23	Camshaft Assembly	57
Differential Driveshaft Assembly No. 93-7116	24	Valves & Crankshaft Assembly	58-59
Bidirectional Clutch Assembly	25	Cylinder Head Assembly	60
Front Wheel Assembly	26	Crankcase Assembly	61
Front Brake Assembly	27	Water Pump Assembly	62
Constant Velocity (CV) Joint Assembly No. 93-7078	28	Fuel Supply & Engine Block Assembly	63
Rear Frame Assembly	29	Fuel Injection Pump Assembly	64-65
Rear Axle Assembly	30-31	Governor Assembly	66
Rear Brake Assembly	32	Starter Assembly	67
Radiator & Hydraulic Pump Assembly	33	Alternator Assembly	68
Hydraulic Pump Assembly No. 87-5700	34	TORO Part Number Index	69-81
Hydraulic Pump Drive Assembly	35		
Engine Frame Assembly	36		

Japanese parts kit number 93-8951 contains all of the individual parts on the preceding pages designated as (Japan).

