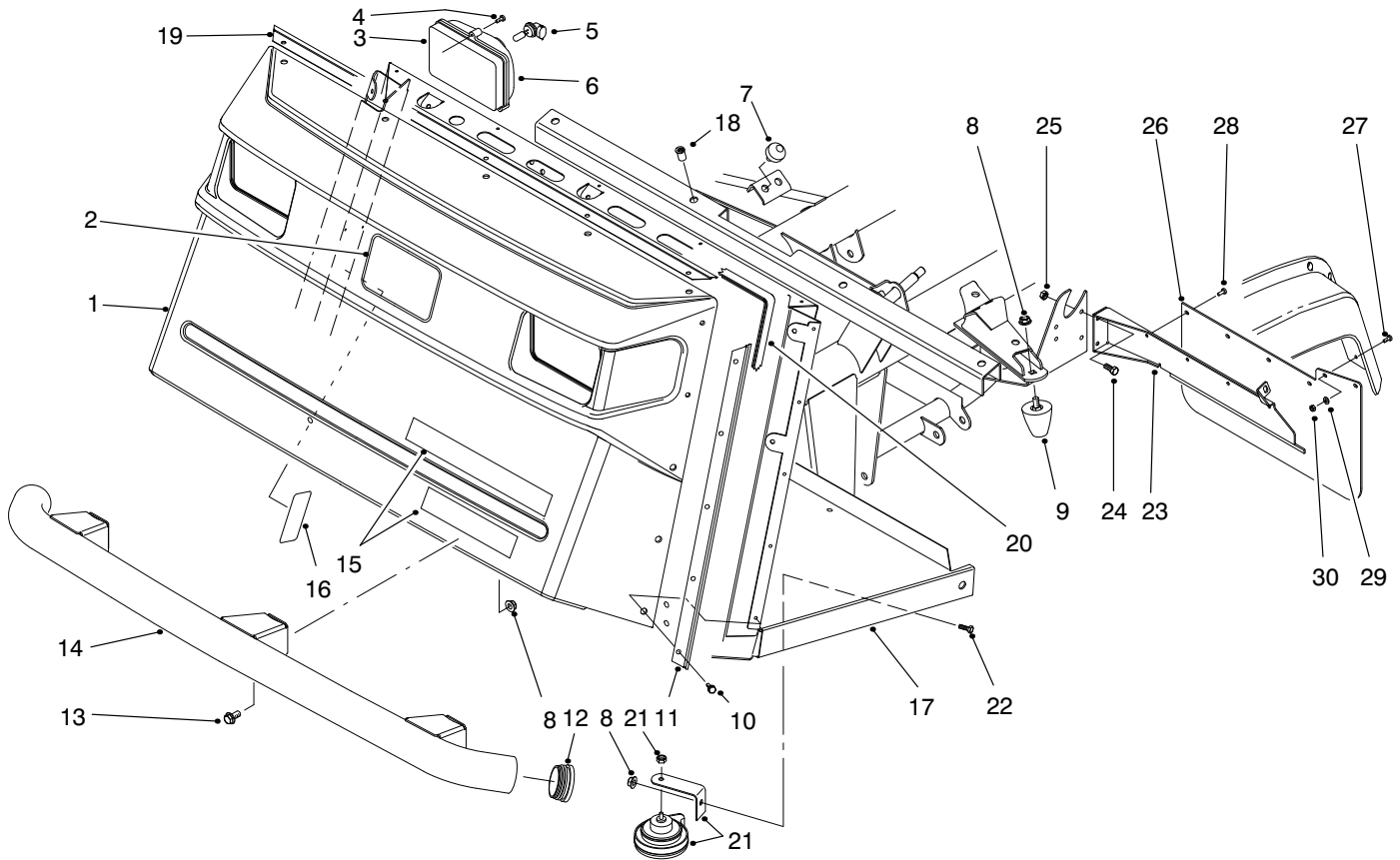




<b>MODEL NO. 07216-80001 &amp; UP</b>	<b>PARTS CATALOG</b>
<b>WORKMAN® 4200</b>	



T-1581

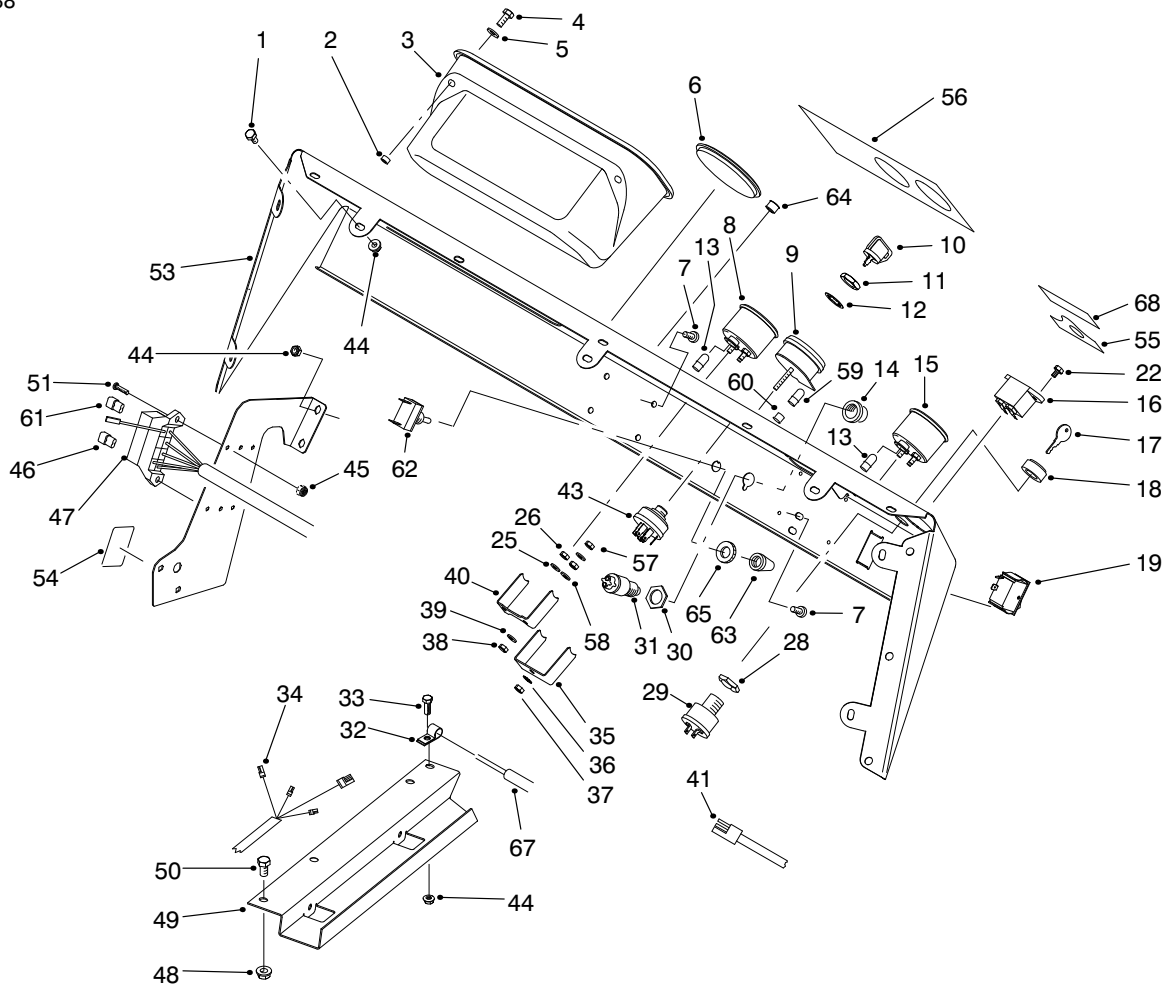
## FRONT BUMPER & HOOD ASSEMBLY

Ref. No.	Part No.	Description	No. Used
1	87-0710	Hood	1
2	62-5550	Decal - TORO	1
3	87-2120	Headlight Assembly (Incl. Ref. #5-6)	2
4	32104-88	Screw	6
5	87-6320	Bulb - Headlight	2
6	87-6330	Lens - Headlight	2
7	87-2440	Bumper	2
8	3290-357	Nut - Flange Lock	9
9	26-0071	Bumper	2
10	87-6620	Screw	15
11	87-8120	Bracket - Trim Side	2
12	2410-42	Cap - Front Bumper	2
13	3234-1	Screw - Hex. Flange Hd.	6
14	87-4070	Bumper - Front	1
15	87-9120	Decal - Workman 4200	1
16	87-9990	Decal - Load Rating	1

Ref. No.	Part No.	Description	No. Used
16	94-1228	Decal - Load Rating (Japan)	1
17	94-5250	Operators Platform Assy. (Incl. Ref. #18)	1
18	32148-7	Nut - Clinch	8
19	87-8130	Bracket - Trim Top	1
20	87-8160	Trim	1
21	116749	Horn Assembly	1
22	323-4	Screw - Cap Hex. Hd.	1
23	87-9330	Bracket - Mudflap LH	1
*	87-9340	Bracket - Mudflap RH	1
24	321-4	Screw - Cap Hex. Hd.	4
25	32128-33	Nut - Lock	4
26	87-9320	Mudflap	2
27	3250-13	Screw - Pan Hd.	4
28	146489	Rivet - Pop	8
29	3256-61	Washer - Flat	4
30	3296-2	Nut - Lock	4

\*Not Illustrated

TPS

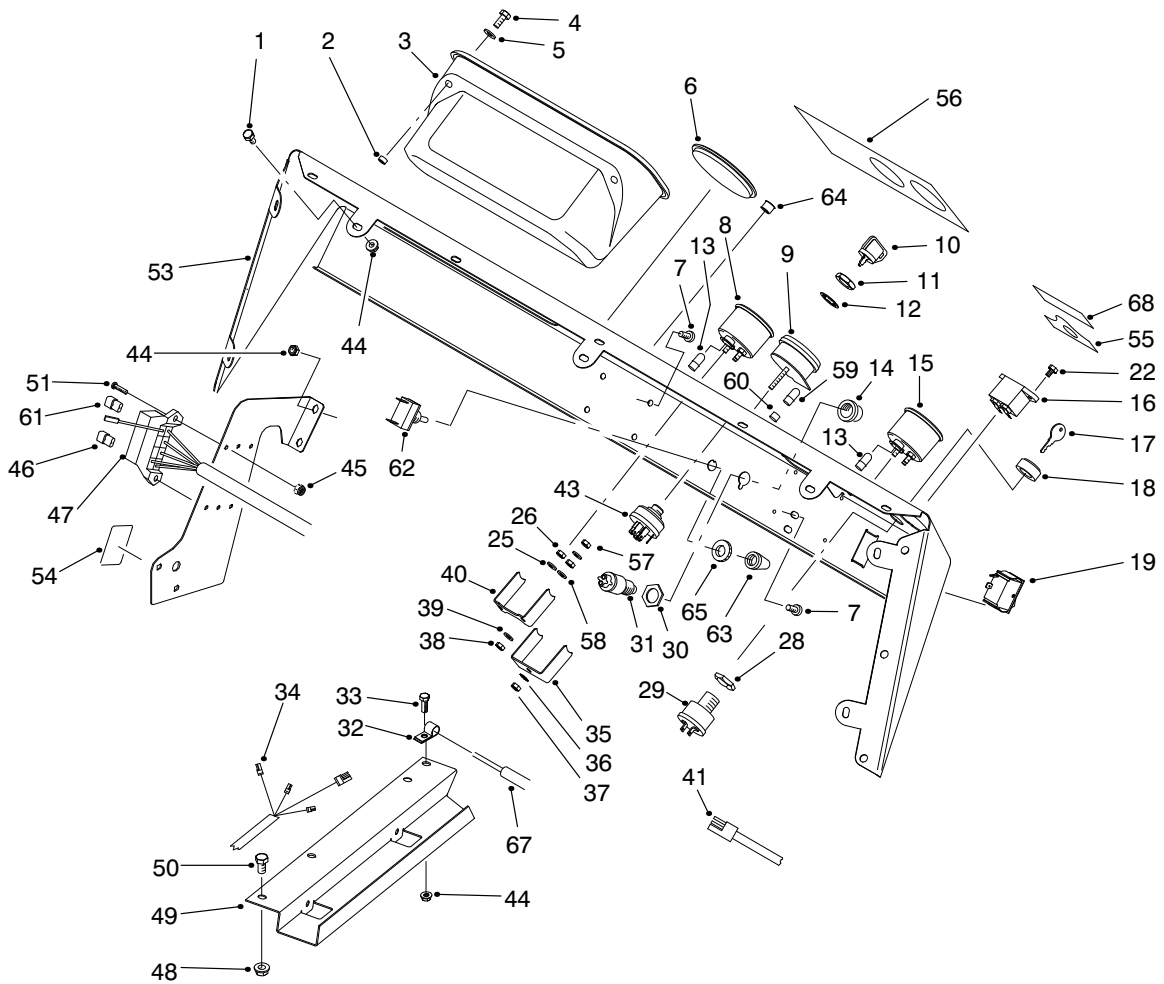


T-1706

## CONTROL PANEL ASSEMBLY

Ref. No.	Part No.	Description	No. Used
1	321-2	Screw - Cap Hex. Hd.	7
2	32148-6	Insert - Threaded	2
3	87-3780	Box - Glove	1
4	321-3	Screw - Cap Hex. Hd.	2
5	3256-22	Washer - Flat	2
6	2410-35	Plug - Hole	1
7	3274-31	Screw - Button Hd.	4
8	87-5590	Temperature Gauge Assy. (Incl. Ref. #38-40, 57 & 58)	1
9	93-7053	Warning Light Assembly (Incl. Ref. #35-37, 59 & 60)	1
10	63-8360	Key - Ignition	1
11	218-446	Nut - Hex.	1
12	218-447	Washer - Lock	1
13	218-600	Bulb	2
14		Button - Horn	1
15	87-5580	Fuel Gauge Assembly (Incl. Ref. #38-40, 57 & 58)	1
16	75-6820	Hourmeter	1
17	87-0740	Key - Supervisor Switch	1
18	87-1720	Nut - Supervisor Switch	1
19	87-3790	Switch - Light	1
22	32144-18	Screw - Cap Hex. Hd.	2
28		Nut - Hex.	1
29	94-5245	Supervisor Switch Assembly (Incl. Ref. #17, 18 & 28)	1

Ref. No.	Part No.	Description	No. Used
30		Nut - Hex.	1
31	18-2830	Horn Switch Assembly (Incl. Ref. #14 & 30)	1
32	2412-89	Clamp - R	1
33	321-4	Screw - Cap Hex. Hd.	1
34	93-7129	Harness - Wire Rear	1
35		Clamp - Light	1
36	3254-1	Washer - Lock	1
37	3217-26	Hut - Hex.	1
38	3217-25	Nut - Hex.	2
39	3253-15	Washer - Lock	2
40		Clamp - Temp. Gauge	1
41	87-4230	Harness - Wire Front LH	1
43	27-2360	Ignition Switch Assembly (Incl. Ref. #11 & 12)	1
44	32128-33	Nut - Flange	11
45	3296-2	Nut - Lock	2
46	218-574	Fuse - 7.5 Amp	2
47	87-8500	Front Wire Harness Assy. (Incl. Ref. #13)	1
48	32128-20	Nut - Flange	2
49	93-7094	Cover - Wire Harness	1
50	322-2	Screw - Cap Hex. Hd.	2
51	3250-13	Screw	2
53	87-8540	Control Panel Assembly (Incl. Ref. #55-56 & 68)	1

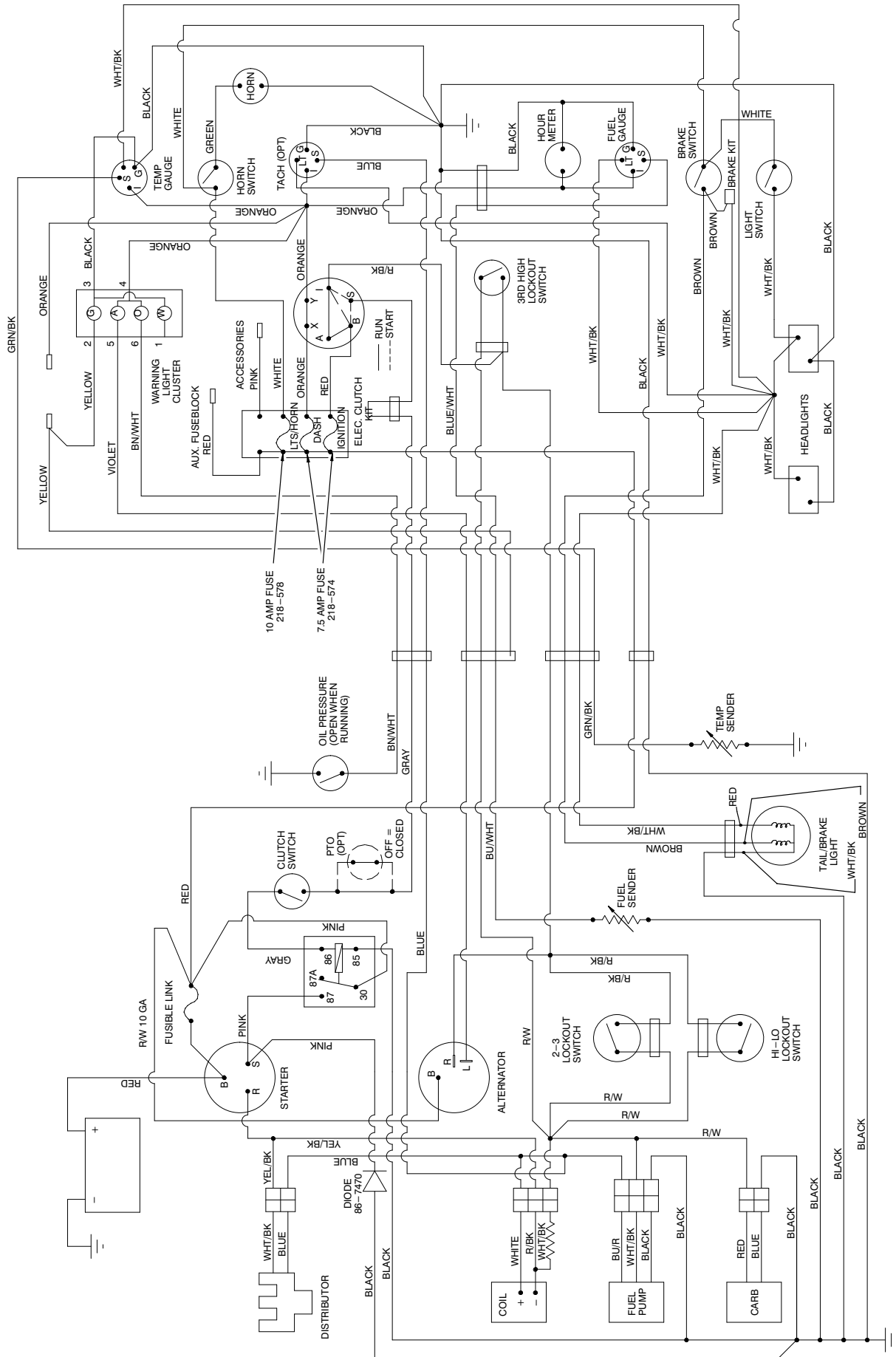


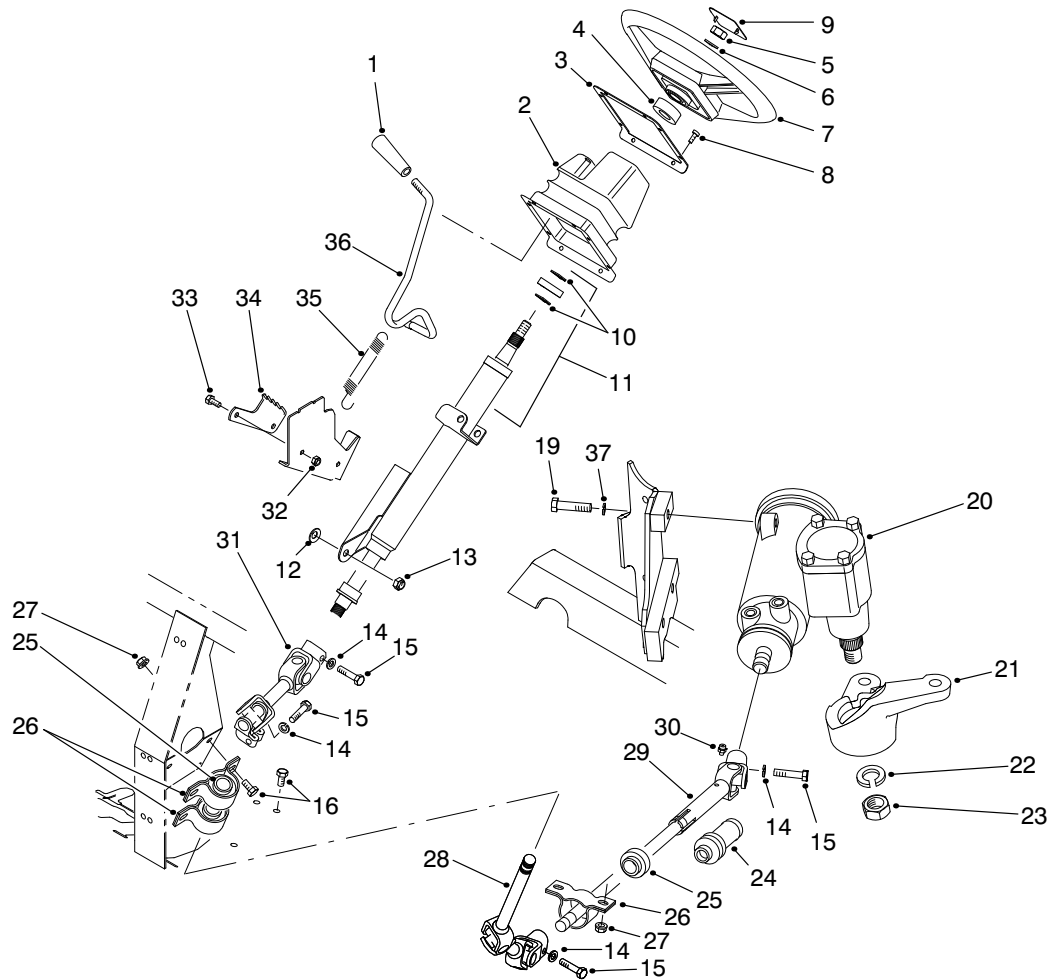
T-1706

## CONTROL PANEL ASSEMBLY (Continued)

Ref. No.	Part No.	Description	No. Used	Ref. No.	Part No.	Description	No. Used
54	87-6670	Decal - Fuse Block	1	60	87-6270	Socket & Bulb Assembly (Incl. Ref. #59)	4
54	92-5374	Decal - Fuse Block (Japan)	1	61	218-578	Fuse - 10 Amp	1
55	87-5910	Decal - Supervisor	1	62	20-7150	Toggle Switch Assembly (Incl. Ref. #65)	1
55	92-5332	Decal - Supervisor (Japan)	1	63	218-473	Boot - Switch	1
56	87-9880	Decal - Dash	1	64	2410-64	Plug - Hole	1
56	94-1226	Decal - Dash (Japan)	1	65		Nut - Lock	1
57	3217-29	Nut - Jam	3	67	94-3837	Cable - Clutch	1
58	3253-19	Washer - Lock	3	68	94-5272	Decal - Warning	1
59	219-17	Bulb - Warning Light	4				

# ELECTRICAL SCHEMATIC



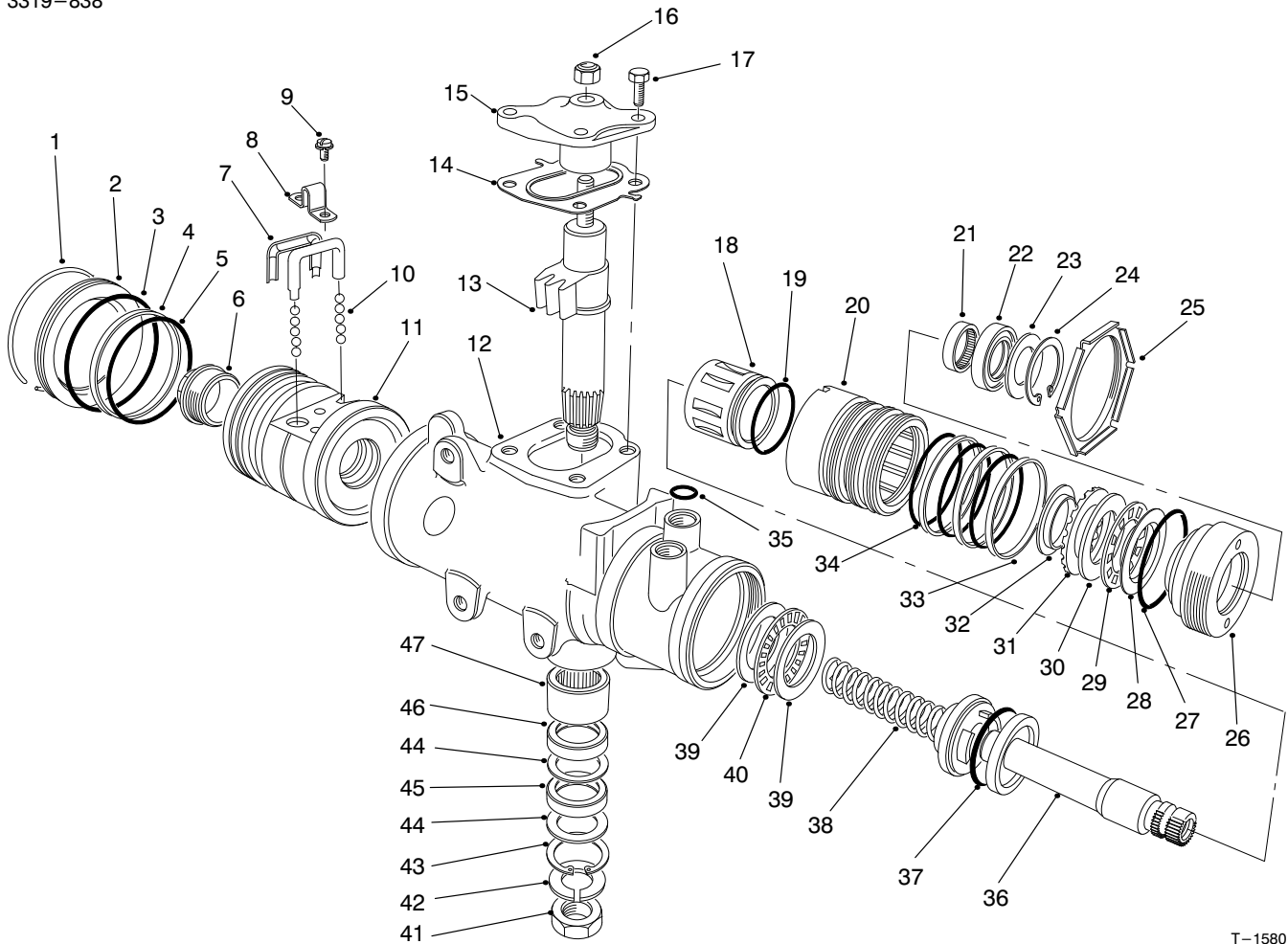


T-2007

## STEERING LINKAGE ASSEMBLY

Ref. No.	Part No.	Description	No. Used	Ref. No.	Part No.	Description	No. Used
1	233-39	Knob	1	22	39-7420	Washer - Lock	1
2	87-3460	Boot - Tilt Steering	1	23	39-7440	Nut - Lock	1
3	87-4720	Plate - Steering Boot	1	24	93-8988	Boot - Steering Shaft	1
4	21-9260	Spacer	1	25	87-2280	Bearing	3
5	3277-1	Nut - Hex.	1	26	87-3250	Mount - Bearing	3
6	48-8070	Washer - Flat	1	27	32128-20	Nut - Flange	6
7	87-3820	Wheel - Steering	1	28	92-4155	Slip Joint Assembly - Upper	1
8	32144-116	Screw - Pan Head	8	29	93-8987	Slip Joint Assembly - Lower (Incl. Ref. #24 & 30)	1
9	87-3750	Cover - Steering Wheel	1	30	302-5	Fitting - Grease	1
10	43-6550	Ring - Retaining	2	31	92-4154	Universal Joint Assembly	1
11	92-4153	Assembly - Steering Column (Incl. Ref. #10)	1	32	3296-42	Nut - Lock	2
12	3290-455	Washer	1	33	321-3	Screw - Cap Hex. Hd.	2
13	3296-59	Nut - Lock	1	34	87-3610	Bracket - Detent	1
14	3253-4	Washer - Lock	4	35	65-5360	Spring - Extension	1
15	48-7740	Screw - Cap Hex. Hd.	4	36	87-3130	Lever - Tilt Steering	1
16	322-2	Screw - Cap Hex. Hd.	6	37	87-7480	Washer - Lock	3
19	93-7145	Screw - Cap Hex. Hd.	3	*	87-9160	Lower Shaft Assembly (Incl. Ref. #24 & 28-30)	1
20	87-1500	Steering Gear Assembly (Incl. Ref. #22 & 23)	1	*	87-3120	Steering Column & Shaft (Incl. Ref. #10, 11 & 31)	1
21	87-9640	Arm - Pitman	1				

\*Not Illustrated



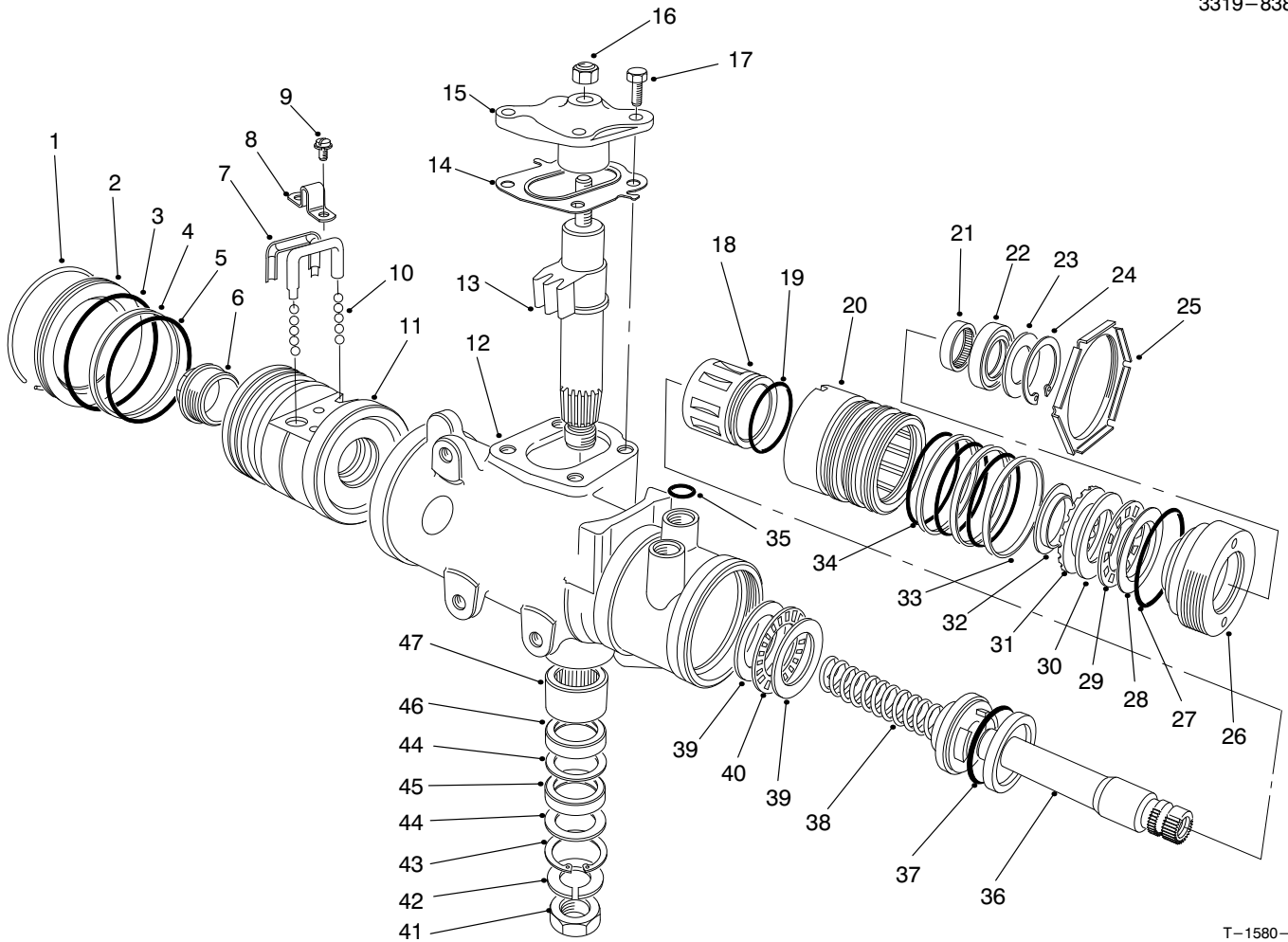
T-1580-2

## STEERING GEAR ASSEMBLY NO. 87-1500

Ref. No.	Part No.	Description	No. Used
1		Ring - Retaining	1
2	92-4165	Plug - Housing End	1
3		Seal - Housing End Plug	1
4		Ring - Rack Piston	1
5		O-Ring, Rack Piston	1
6	18-4340	Plug - Rack Piston End	1
7	92-4168	Return - Guide Ball	2
8	18-4270	Clamp - Ball Return Guide	1
9	18-4260	Assy. - Screw/Lockwasher	2
10	18-5190	Ball - Chrome Alloy	11
11		Nut - Rack Piston	1
12		Housing - Steering Gear	1
13		Gear - Pitman Shaft	1
14	28-8280	Seal Kit - Side Cover (Incl. Ref. #17)	1
15		Cover - Housing Side	1
16	28-8220	Nut - Lash Adjuster	1
17	28-8210	Bolt - Flange Hex. Hd.	4
18		Spool Valve	1
19		O-Ring, Spool Valve	1
20		Valve Body	1
21	92-4169	Bearing - Needle	1
22		Seal - Stub Shaft	1
23		Seal - Stub Shaft Dust	1
24		Ring - Retaining	1
25	92-4159	Nut - Adjuster Plug Lock	1

Ref. No.	Part No.	Description	No. Used
26		Plug - Adjuster	1
27	28-8200	O-Ring	1
28		Race - Upper Bearing	1
29		Bearing - Roller, Thrust	1
30		Race - Thrust Bearing	1
31		Spacer - Thrust Bearing	1
32		Retainer - Bearing	1
33		Ring - Valve Body	3
34		O-Ring	3
35	39-7310	O-Ring	3
36		Shaft - Stub	1
37		O-Ring	1
38		Worm - Steering	1
39		Race - Thrust Bearing	2
40		Bearing - Roller, Thrust	1
41	39-7440	Nut - Pitman Arm	1
42	39-7420	Washer - Lock	1
43		Ring - Retaining	1
44		Washer - Seal, Backup	2
45		Seal - Pitman Shaft	1
46		Seal - Pitman Shaft	1
47	92-4170	Bearing - Pitman Shaft	1
*	92-4161	Assembly - Cover Service Housing Side (Incl. Ref. #14-17)	1

\*Not Illustrated



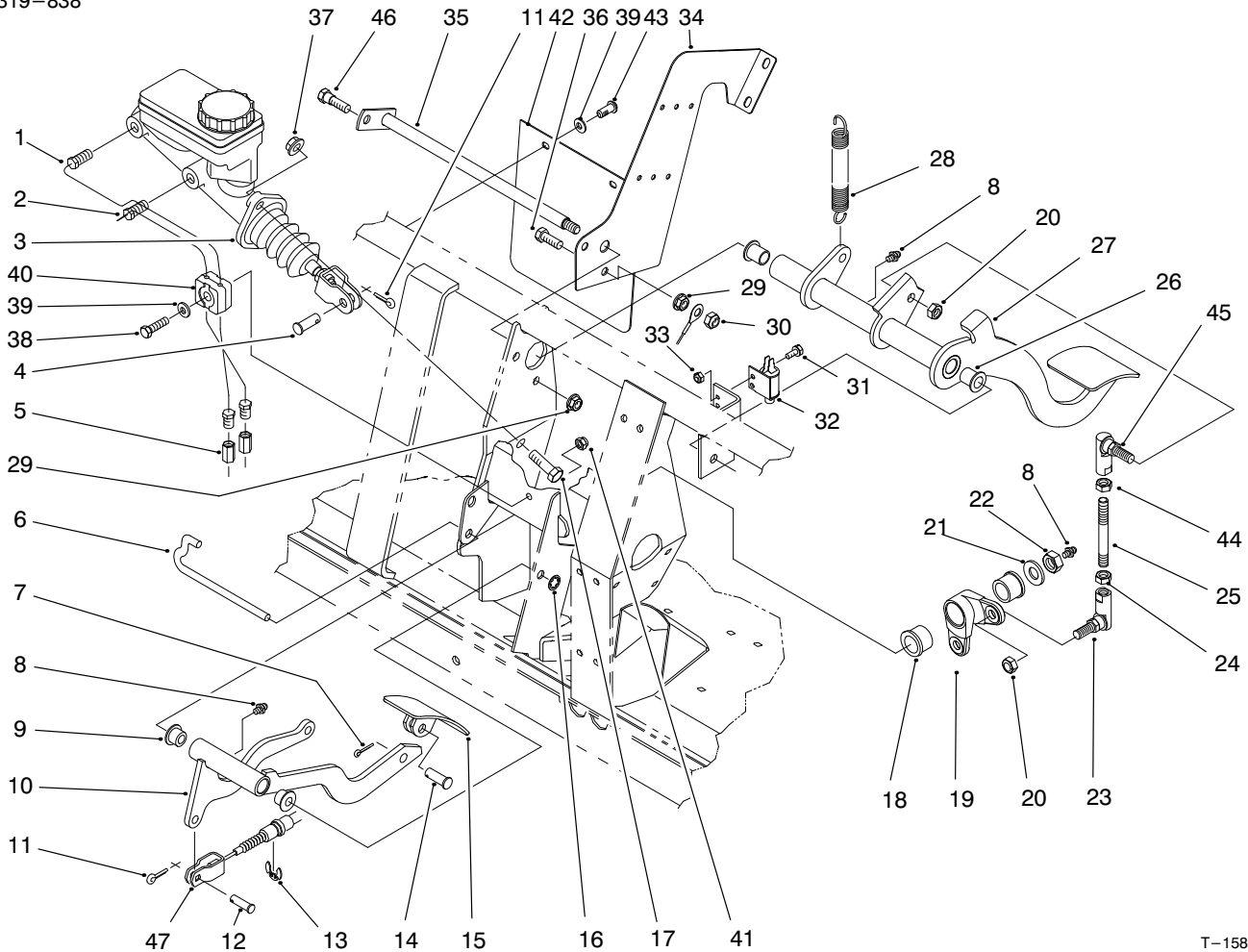
T-1580-2

## STEERING GEAR ASSEMBLY NO. 87-1500

Ref. No.	Part No.	Description	No. Used
*	28-8270	Seal Service Kit - End Plug (Incl. Ref. #1 & 3)	1
*	28-8290	Seal Service Kit Rack/Piston (Incl. Ref. #4 & 5)	1
*	18-5180	Bearing Kit - Lower Thrust (Incl. Ref. #39-40)	1
*	98-2962	Seal Kit - Pitman Shaft (Incl. Ref. #43-46)	1
*	18-5170	Seal Kit - Valve Ring (Incl. Ref. #19, 33, 34 & 37)	1
*	92-4163	Assy. - Steering Housing (Incl. Ref. #12 & 43-47)	1
*	92-4167	Assembly - Plug Service (Incl. Ref. #22-24 & 27)	1

Ref. No.	Part No.	Description	No. Used
*	92-4162	Pitman Shaft - Gear Service (Incl. Ref. #13-15 & 17)	1
*	92-4158	Valve Assy. - Hyd. Gear (Incl. Ref. #18-20, 33, 34, 36 & 37)	1
*	92-4160	Bearing Service Kit - Upper (Incl. Ref. #28-32)	1
*	92-4166	Rack/Piston/Nut Assembly (Incl. Ref. #1-11 & 38)	1
*	92-4164	Plug Assy. - Service Adjust. (Incl. Ref. #21-24 & 26-32)	1
*	87-1500	Steering Gear (Complete)	1

\*Not Illustrated

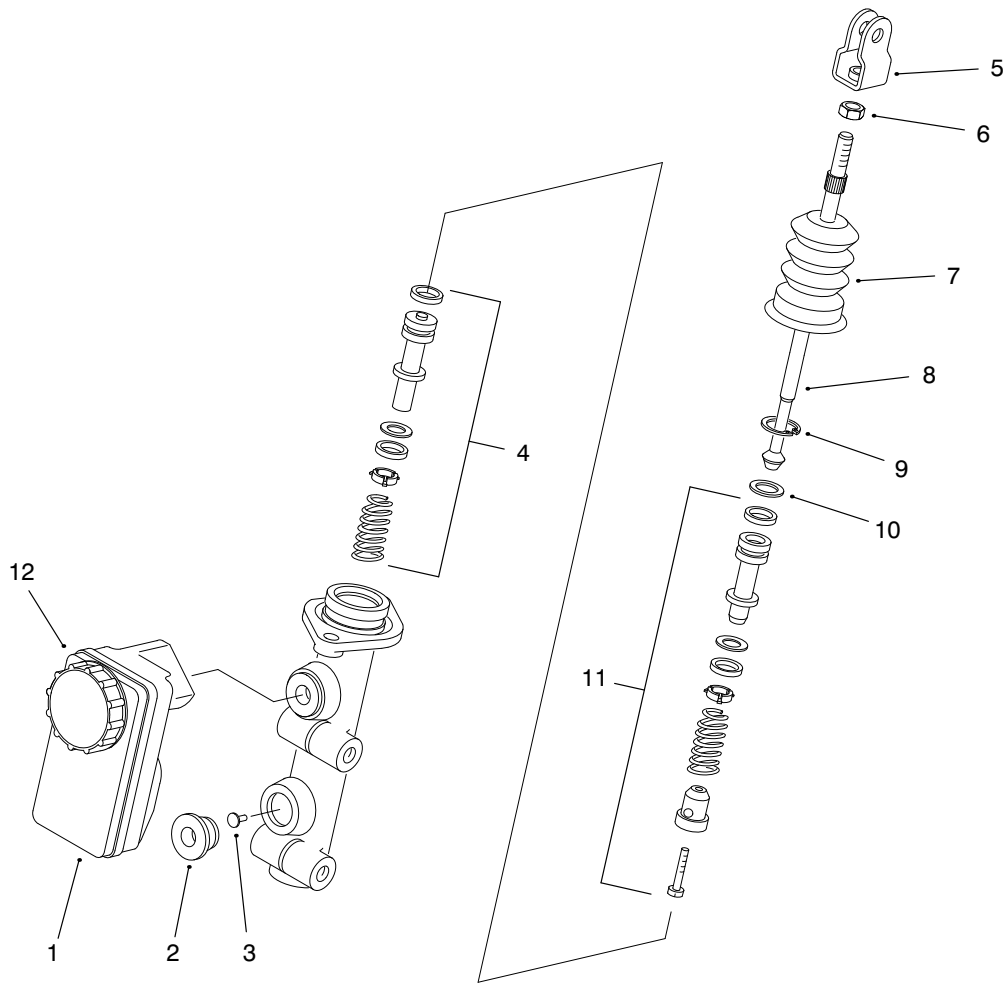


T-1585-2

## BRAKE & ACCELERATOR PEDAL ASSEMBLY

Ref. No.	Part No.	Description	No. Used
1	94-3814	Tube - Hydraulic	1
2	94-3815	Tube - Hydraulic	1
3	94-3800	Master Cylinder Assembly	1
4	283-2	Pin - Clevis	1
5	87-3570	Union - Brake Line	2
6	87-2880	Shaft - Accelerator Pedal	1
7	3272-6	Pin - Cotter	1
8	302-5	Fitting - Grease	3
9	256-259	Bushing - Flange	2
10	93-8961	Arm - Accelerator Pedal	1
11	3272-10	Pin - Cotter	2
12	283-30	Pin - Clevis	1
13	32120-47	Ring - E	1
14	283-85	Pin - Clevis	1
15	93-8969	Pedal - Accelerator	1
16	32151-56	Ring - Retaining	1
17	323-7	Screw - Cap Hex. Hd.	2
18	256-247	Bushing - Flange	2
19	94-5223	Bell Crank	1
20	3296-6	Nut - Lock	2
21	3256-26	Washer - Flat	1
22	3296-23	Nut - Lock	1
23	68-3840	Ball Joint	1
24	3220-3	Nut - Hex. Jam	1

Ref. No.	Part No.	Description	No. Used
25	94-5299	Rod - Link	1
26	256-155	Bushing - Flange	2
27	93-8965	Pedal - Brake	1
28	76-9430	Spring - Extension	1
29	32128-20	Nut - Flange Lock	2
30	3296-29	Nut - Lock	1
31	3290-321	Screw - Hex. Flange Hd.	2
32	55-7120	Switch - Brake Light	1
33	3296-2	Nut - Lock	2
34	94-3821	Plate - Center, Frame	1
35	95-7394	Shaft - Brake	1
36	322-5	Screw - Cap Hex. Hd.	1
37	3290-357	Nut - Flange	2
38	321-9	Screw - Cap Hex. Hd.	1
39	3256-22	Washer - Flat	3
40	87-7660	Clamp - Tube	2
41	3296-42	Nut - Lock	1
42	94-5221	Flap - Master Cylinder	1
43	87-6620	Screw - Torx Pan Hd.	2
44	3220-16	Nut - Hex. Jam	1
45	68-3841	Ball Joint Assembly	1
46	28-0540	Bolt - Shoulder	1
47	93-7098	Cable - Accelerator	1

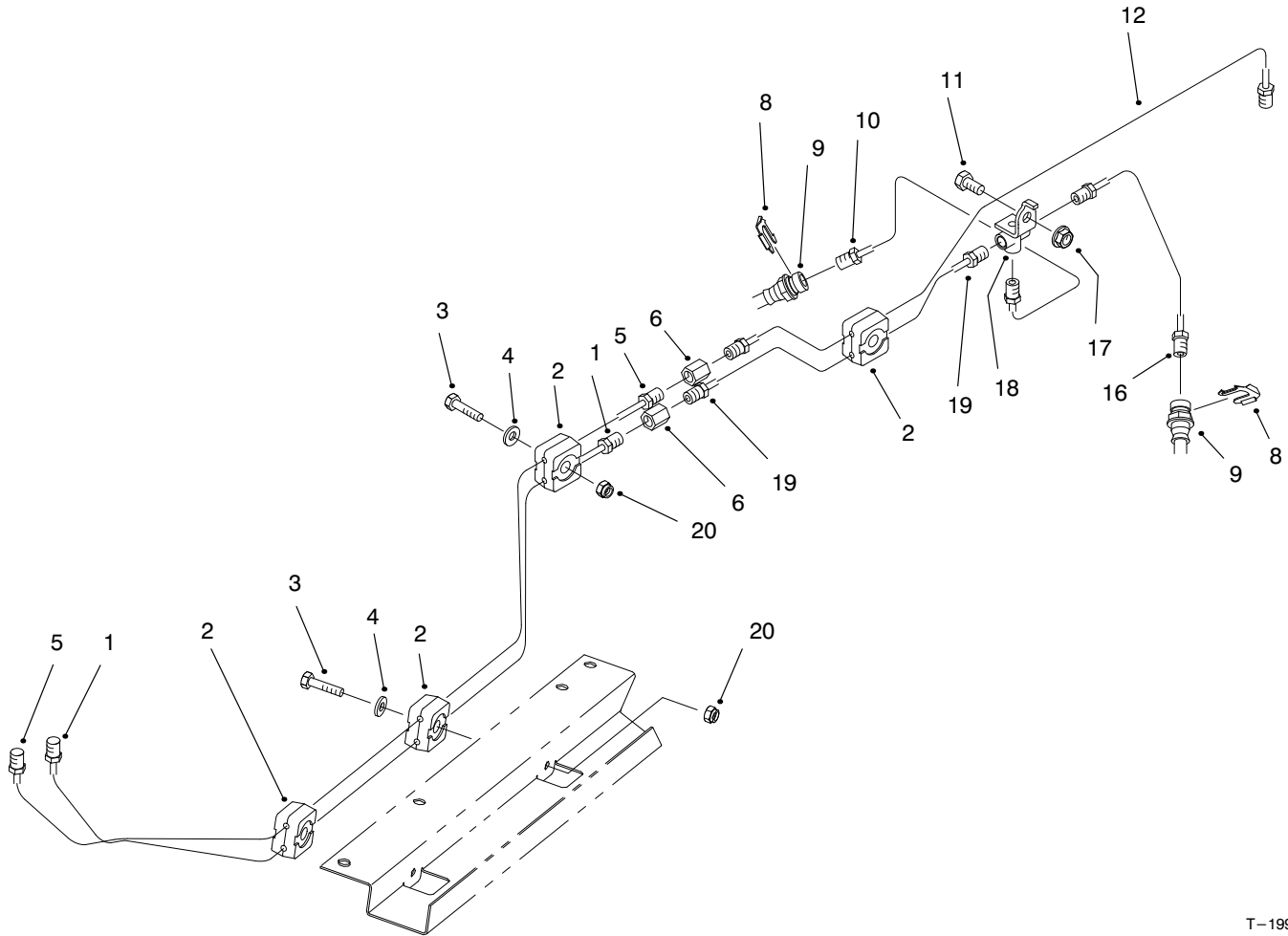


T-2339-1

## MASTER BRAKE CYLINDER NO. 94-3800

Ref. No.	Part No.	Description	No. Used
1	87-3040	Reservoir - Master Cylinder (Incl. Ref. #12)	1
2	93-8971	Seal - Port, Flange	2
3	92-4103	Pin - Stop	1
4	92-4102	Secondary Piston Assembly	1
5	92-4110	Clevis	1
6	21-0360	Nut - Hex.	1

Ref. No.	Part No.	Description	No. Used
7	94-5209	Cover - Dust	1
8	94-5210	Rod - Push	1
9	92-4109	Circlip	1
10	92-4108	Washer - Retainer	1
11	92-4101	Primary Piston Assembly	1
12	92-4112	Cap Assembly	1



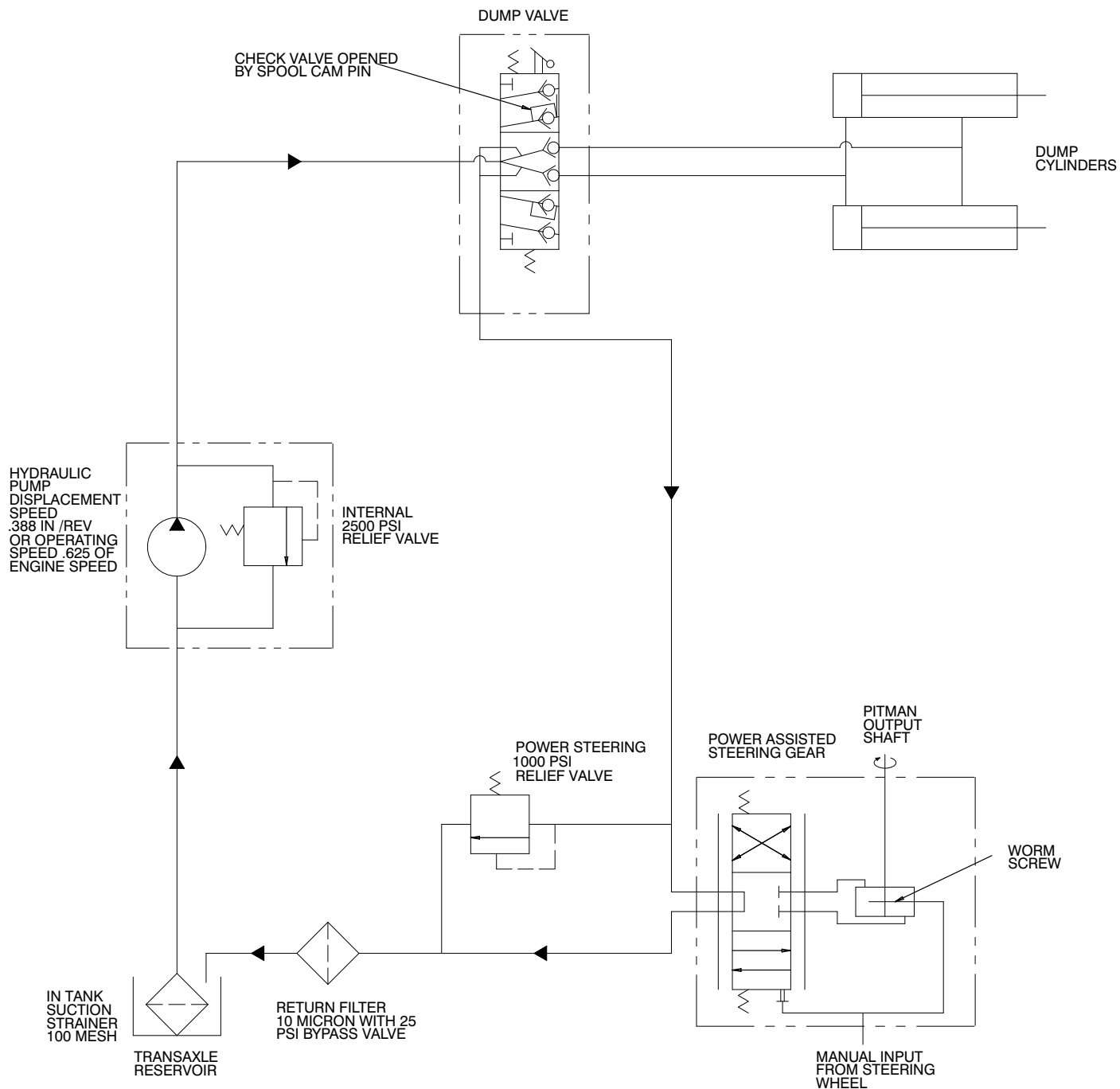
T-1990

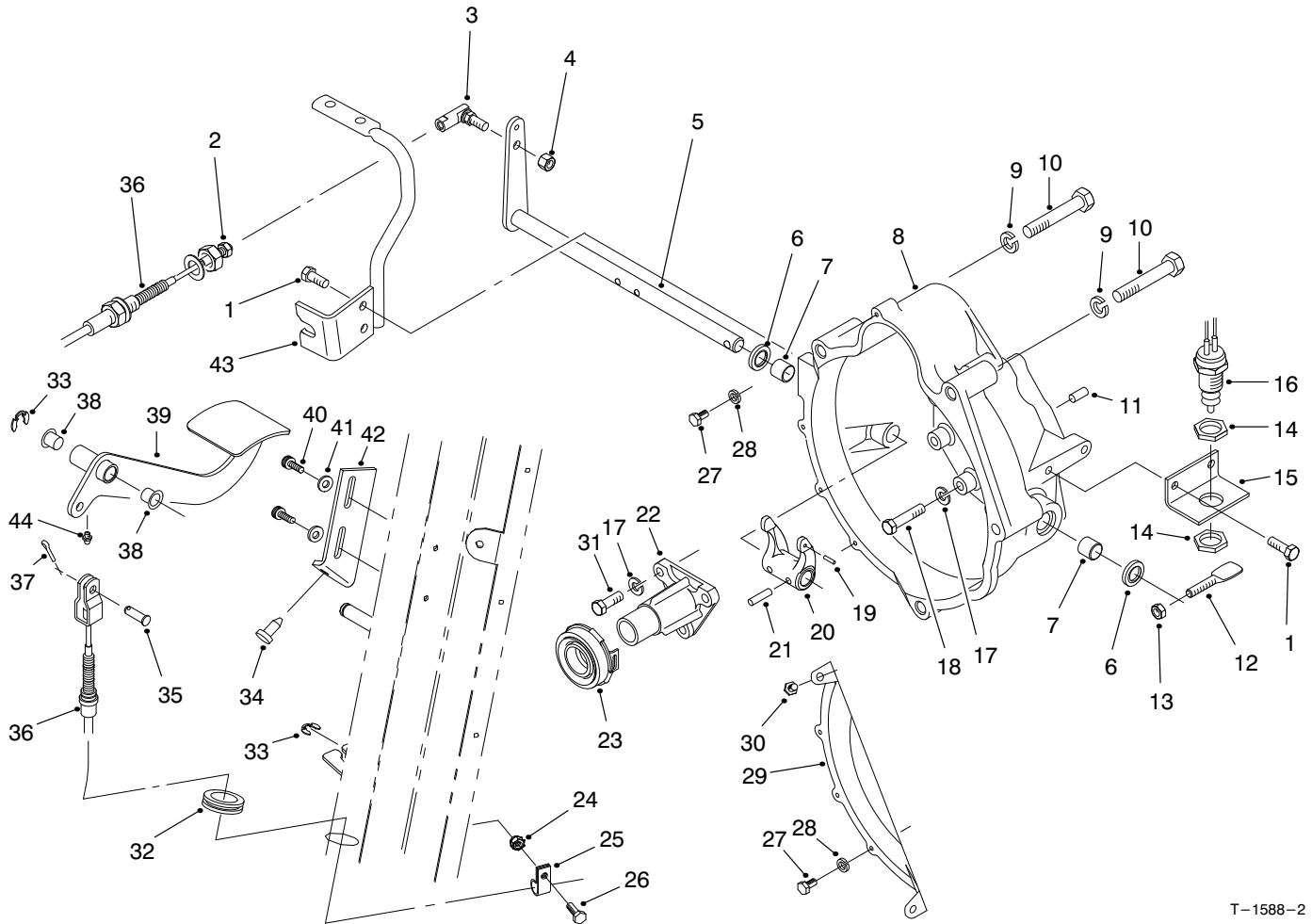
## HYDRAULIC BRAKE LINE ROUTING ASSEMBLY

Ref. No.	Part No.	Description	No. Used
1	94-3820	Tube - Brake Front	1
2	87-7660	Clamp - Brake Line	8
3	321-9	Screw - Cap Hex. Hd.	4
4	3256-22	Washer - Flat	5
5	94-3819	Tube - Brake Rear	1
6	87-3570	Fitting - Union	2
8	87-3580	Retainer - Brake Hose	2
9	93-7059	Hose - Brake Front	2

Ref. No.	Part No.	Description	No. Used
10	93-7081	Tube - Brake Front RH	1
11	322-2	Screw - Cap Hex. Hd.	1
12	94-3842	Tube - Brake Rear	1
16	93-7082	Tube - Brake Front LH	1
17	32128-20	Nut - Flange	1
18	87-3560	Tee - Brake Line	1
19	93-7085	Tube - Brake Front	1
20	3296-42	Nut - Lock	4

# HYDRAULIC SCHEMATIC



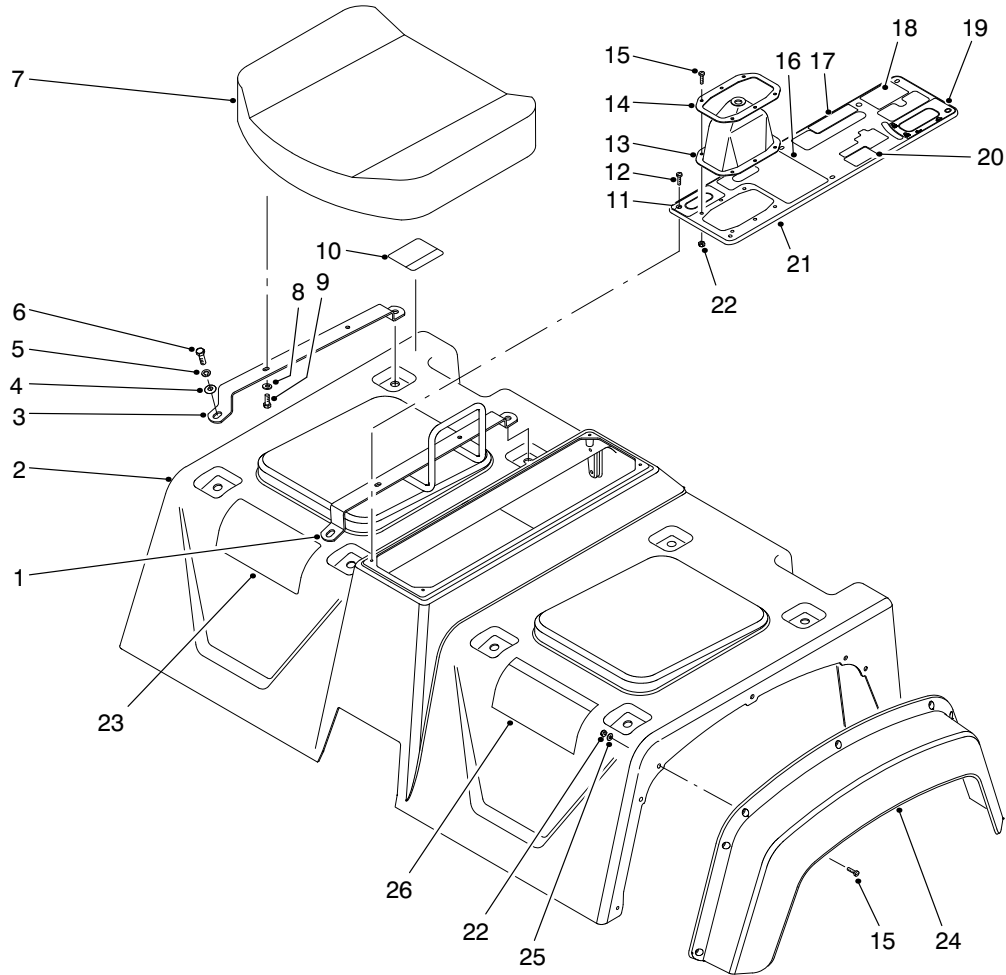


T-1588-2

## CLUTCH LINKAGE ASSEMBLY

Ref. No.	Part No.	Description	No. Used
1	66-3160	Screw - Cap Hex. Hd.	2
2	3220-2	Nut - Jam	1
3	2411-33	Joint - Ball	1
4	3296-4	Nut - Lock	1
5	87-5290	Shaft - Release	1
6	87-1920	Shaft	2
7	87-3770	Bushing - Sleeve	2
8	93-7121	Housing - Bell	1
9	3253-22	Washer - Lock	4
10	56-2150	Screw - Cap Hex. Hd.	4
11	87-1910	Pin - Alignment	2
12	87-5360	Lever	1
13	3296-29	Nut - Lock	1
14	3218-20	Nut - Jam	2
15	87-5350	Bracket - Switch	1
16	87-5490	Switch - Neutral	1
17	42-9850	Washer - Lock	12
18	42-9530	Screw - Cap Hex. Hd.	9
19	32121-7	Pin - Roll	1
20	87-5300	Fork - Clutch	1
21	32121-24	Pin - Roll	2
22	87-5320	Guide - Release	1
23	87-2100	Bearing - Release	1

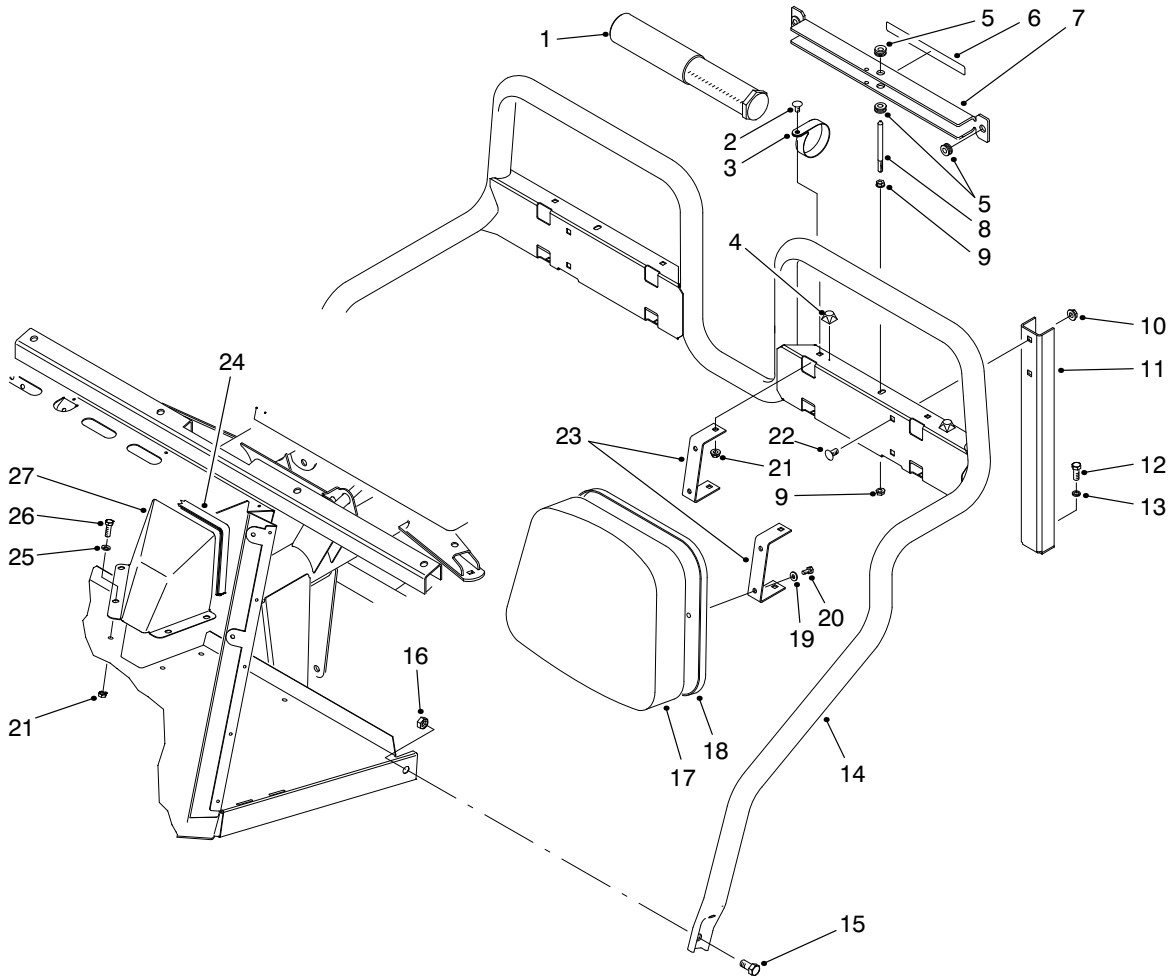
Ref. No.	Part No.	Description	No. Used
24	32128-33	Nut - Flange Lock	1
25	2412-89	Clamp - R	1
26	321-4	Screw - Cap Hex. Hd.	1
27	48-7610	Screw - Cap Hex. Hd.	4
28	3253-3	Washer - Lock	4
29	92-1938	Cover - Bell Housing	1
30	92-2129	Screw - Cap Hex. Hd.	2
31	57-6380	Screw - Cap Hex. Hd.	3
32	240-5	Grommet	1
33	32120-47	Ring - E	2
34	87-8460	Bumper	1
35	283-30	Pin - Clevis	1
36	93-7091	Clutch Cable Assembly (Incl. Ref. #2)	1
37	3272-10	Pin - Cotter	1
38	256-156	Bushing - Flange	2
39	93-8958	Pedal - Clutch	1
40	87-6620	Screw - Torx Pan Hd.	2
41	3256-22	Washer - Flat	2
42	87-8710	Tab - Clutch	1
43	87-8480	Bracket - Clutch	1
44	302-5	Filling - Grease	1



T-2622

## SEAT BASE ASSEMBLY

Ref. No.	Part No.	Description	No. Used	Ref. No.	Part No.	Description	No. Used
1	87-6890	Hold - Hand	1	17	92-5311	Decal - Differential Lock (Japan)	1
2	92-4199	Skirt Assembly (Incl. Ref. #10 & 26)	1	18	92-2609	Decal - Remote Hydraulics	1
3	87-3800	Bracket - Seat Bottom	3	18	92-5346	Decal - Remote Hydraulics (Japan)	1
4	3256-23	Washer - Flat	8	19	87-6010	Decal - Dump Hydraulics	1
5	3253-4	Washer - Lock	8	19	92-5353	Decal - Dump Hydraulics (Japan)	1
6	322-5	Screw - Cap Hex. Hd.	8	20	87-6020	Decal - Parking Brake	1
7	87-5060	Cushion - Seat Bottom	2	20	92-5304	Decal - Parking Brake (Japan)	1
8	3256-22	Washer - Flat	8	21	87-8080	Console Plate Assembly (Incl. Ref. #11 & 16-20)	1
9	321-4	Screw - Cap Hex. Hd.	8	22	3296-2	Nut - Lock	20
10	87-5930	Decal - Caution	1	23	87-9100	Decal - Quick Reference	1
10	92-5325	Decal - Caution (Japan)	1	23	94-1218	Decal - Quick Reference (Japan)	1
11	87-5960	Decal - Axle Range	1	24	87-9480	Fender - Front	2
11	92-5318	Decal - Axle Range (Japan)	1	25	3256-61	Washer - Flat	14
12	32144-52	Screw - Hex. Hd.	6	26	87-5920	Decal - Danger	1
13	87-8620	Boot - Shift	1	26	92-6408	Decal - Danger (Japan)	1
14	87-3760	Plate - Shift Boot	1				
15	3250-13	Screw - Hex. Hd.	20				
16	87-5970	Decal - PTO	1				
16	92-5360	Decal - PTO (Japan)	1				
17	87-6000	Decal - Differential Lock	1				

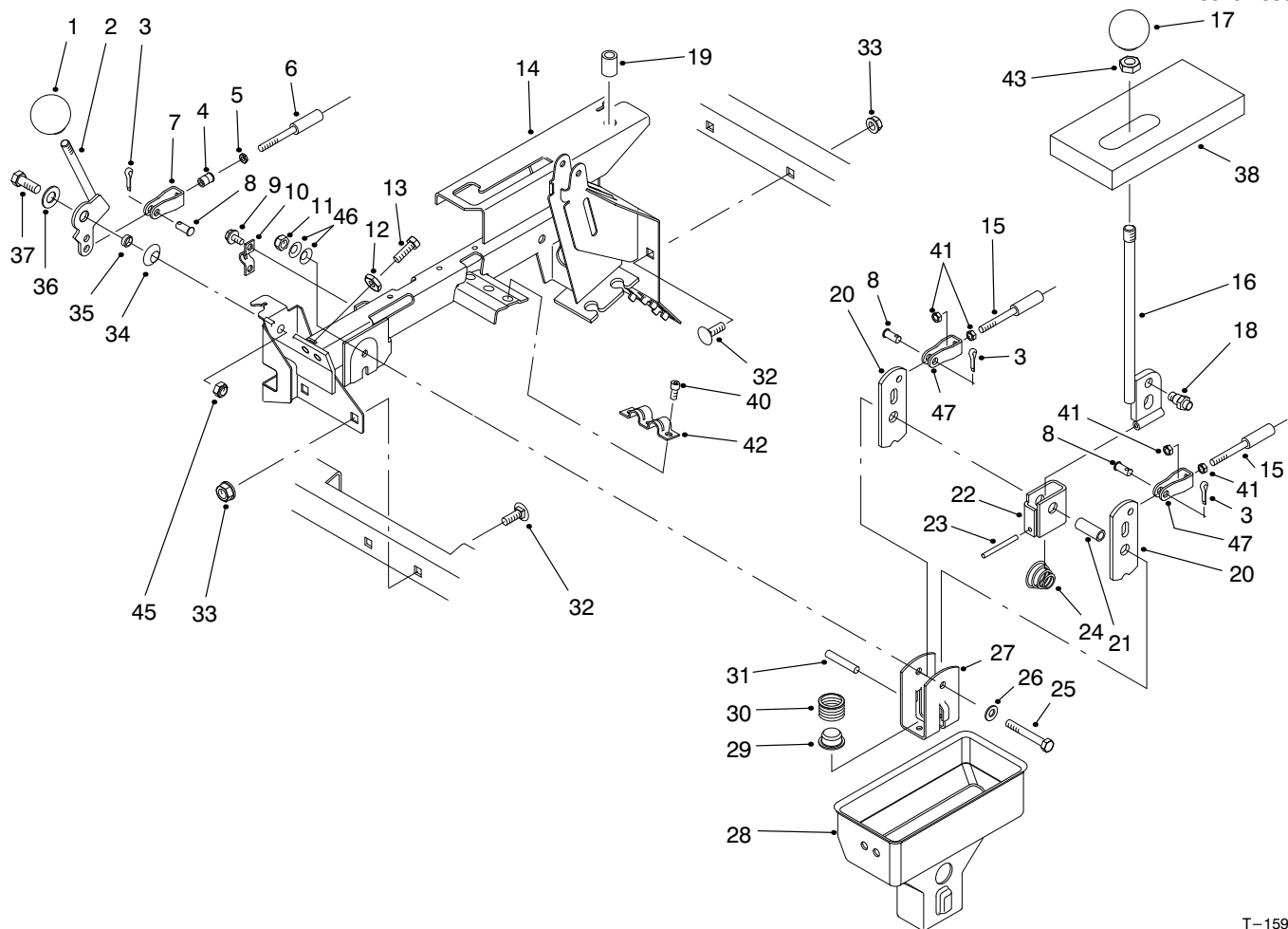


T-2009

## SEAT BACK ASSEMBLY

Ref. No.	Part No.	Description	No. Used
1	74-0720	Tube - Manual	1
2	3230-18	Bolt - Carriage	8
3	2412-133	Clamp - R	2
4	111071	Bumper	2
5	92-5972	Grommet	4
6	87-7930	Decal - Danger	1
6	92-6415	Decal - Danger (Japan)	1
7	87-7950	Bed Support Assembly (Incl. Ref. #5 & 6)	1
8	87-7940	Stud	1
9	32128-44	Nut - Flange Lock	2
10	3290-357	Nut - Flange Lock	4
11	87-2510	Bracket - Seat Frame	2
12	323-6	Screw - Cap Hex. Hd.	2
13	3253-21	Washer - Lock	2

Ref. No.	Part No.	Description	No. Used
14	87-6170	Frame - Seat	1
15	325-4	Screw - Cap Hex. Hd.	2
16	3296-23	Nut - Lock	2
17	87-6290	Cushion - Seat Back	2
18	87-6280	Plate - Seat Back	2
19	3256-22	Washer - Flat	8
20	321-4	Screw - Cap Hex. Hd.	8
21	32128-20	Nut - Flange Lock	12
22	3231-21	Bolt - Carriage	4
23	87-6240	Bracket - Seat Back	4
24	87-0710	Trim	1
25	3256-23	Washer - Flat	4
26	322-3	Screw - Cap Hex. Hd.	4
27	87-9650	Cover - Steering Gear	1

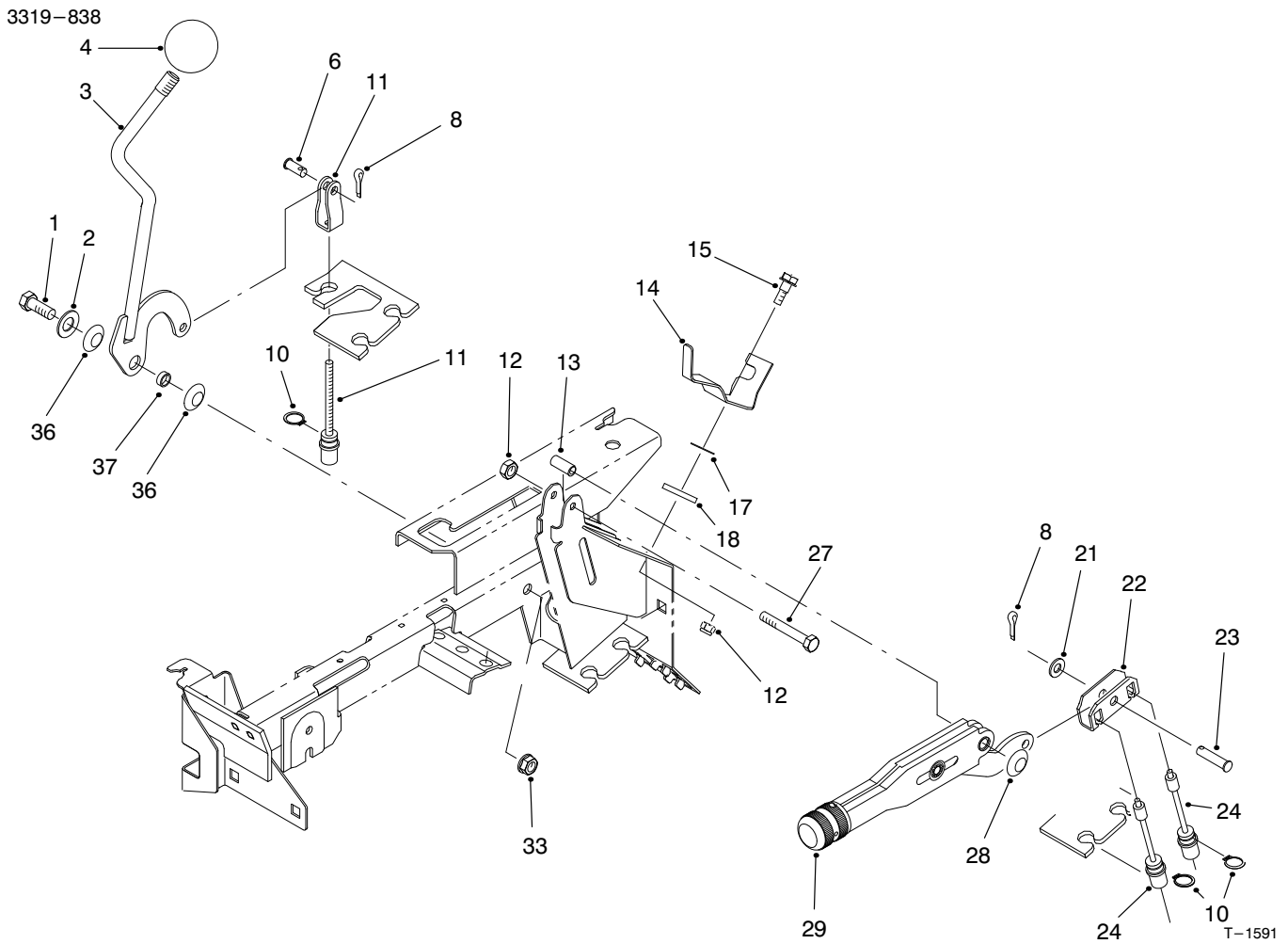


T-1590

## HI-LO & SHIFT LEVER ASSEMBLIES

Ref. No.	Part No.	Description	No. Used
1	233-37	Knob	1
2	87-4350	Lever - Hi-Lo	1
3	3272-6	Pin - Cotter	3
4	32148-15	Insert - Threaded	1
5	3219-14	Nut	1
6	93-7106	Hi-Lo Cable Assembly (Incl. Ref. #5)	1
7	87-7160	Assembly - Clevis, Cable (Incl. Ref. #4)	1
8	283-62	Pin - Clevis	3
9	32144-4	Screw - Hex. Washer Hd.	2
10	87-4340	Clamp - Cable	1
11	3296-58	Nut - Lock	1
12	3220-3	Nut - Jam	2
13	3211-8	Screw - Cap Hex. Hd.	2
14	94-5202	Lever Support Assembly (Incl. Ref. #19)	1
15	93-7105	Cable Assembly (Incl. Ref. #41)	2
16	87-2040	Lever - Shift	1
17	87-6720	Knob	1
18	87-3650	Pin - Shift	1
19	32148-7	Nut - Clinch	2
20	87-3540	Link - Shift	2
21	87-2520	Tube - Pivot	1

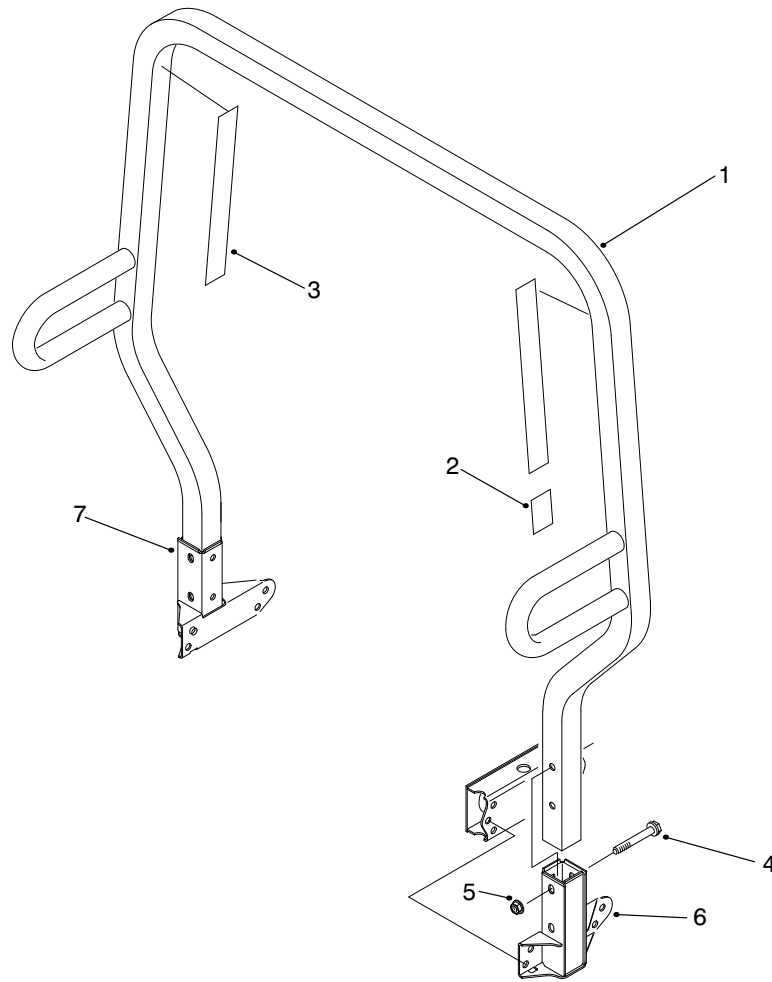
Ref. No.	Part No.	Description	No. Used
22	87-6040	Bracket - Shifter	1
23	32121-48	Pin - Roll	1
24	87-2900	Spring - Compression	1
25	322-12	Screw - Cap Hex. Hd.	1
26	87-8640	Washer - Flat	1
27	87-3520	Clevis	1
28	87-2260	Boot - Shift Lower	1
29	87-3530	Button - Shifter	1
30	87-3660	Spring - Compression	1
31	3290-507	Pin - Dowel	1
32	3231-21	Bolt - Carriage	4
33	3290-357	Nut - Flange Lock	4
34	3290-221	Washer - Spring	1
35	76-9100	Spacer - Hi-Lo Lever	1
36	49-9150	Washer - Flat	1
37	323-6	Screw - Cap Hex. Hd.	1
38	87-6570	Foam - Seal	1
40	65-5220	Screw - Hex. Socket Hd.	3
41	3220-1	Nut - Jam	4
42	87-4960	Clamp - Cable	1
43	3218-18	Nut - Jam	1
45	3296-39	Nut - Lock	1
46	3290-456	Washer - Belleville	2
47	87-2310	Clevis - Cable	2



## DIFFERENTIAL LOCK & PARKING BRAKE ASSEMBLIES

Ref. No.	Part No.	Description	No. Used
1	323-6	Screw - Cap Hex. Hd.	1
2	49-9150	Washer - Flat	1
3	87-5030	Lever - Differential Lock	1
4	233-48	Knob	1
6	283-62	Pin - Clevis	1
8	3272-6	Pin - Cotter	1
10	32120-47	Ring - Retaining	3
11	87-4460	Differential Lock Cable	1
12	3296-42	Nut - Lock	1
13	87-4710	Spacer - Barking Brake	1
14	87-6640	Lever - Dump Stop	1
15	42-3560	Screw - Shoulder	1

Ref. No.	Part No.	Description	No. Used
17	3290-478	Washer - Belleville	1
18	71-5320	Washer - Flat	1
21	3256-23	Washer - Flat	1
22	87-3480	Plate - Brake Equalizer	1
23	94-3829	Pin - Clevis	1
24	87-8240	Cable - Parking Brake	2
27	321-9	Screw - Cap Hex. Hd.	1
28	3290-477	Washer - Curved	1
29	87-2710	Lever - Parking Brake	1
33	3296-39	Nut - Lock	1
36	3290-221	Washer - Spring	2
37	76-2290	Spacer	1

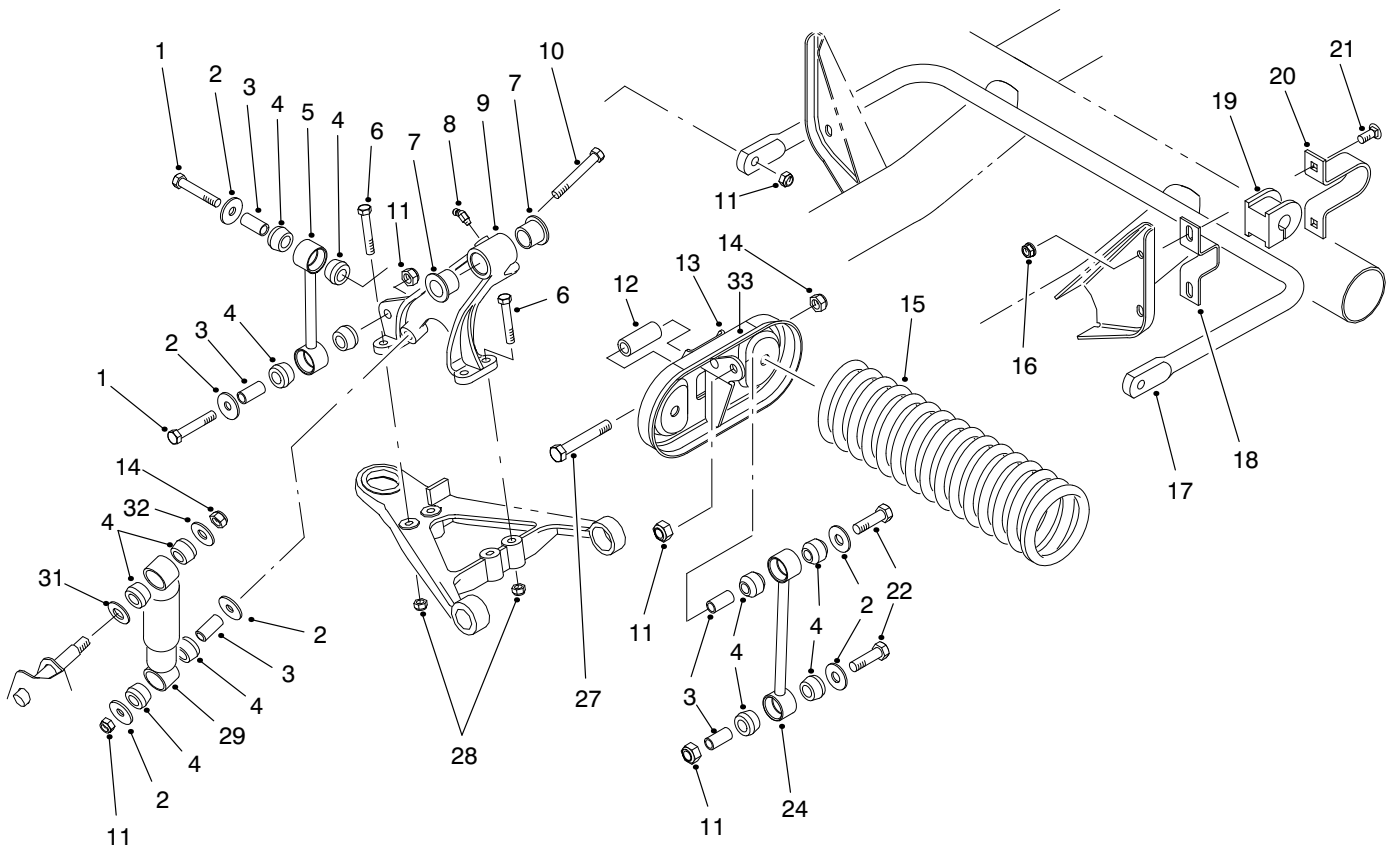


T-1592

## R.O.P.S. ASSEMBLY

Ref. No.	Part No.	Description	No. Used
1	87-7090	Assembly - Frame, R.O.P.S. (Incl. Ref. #2 & 3)	1
2	87-5940	Decal - Rollover	1
2	92-5388	Decal - Rollover (Japan)	1
3	87-5980	Decal - ROPS	2

Ref. No.	Part No.	Description	No. Used
3	92-5381	Decal - ROPS (Japan)	2
4	3234-40	Screw - Hex. Flange Hd.	4
5	32128-23	Nut - Flange Lock	4
6	87-6950	Receiver - LH	1
7	87-6960	Receiver - RH	1



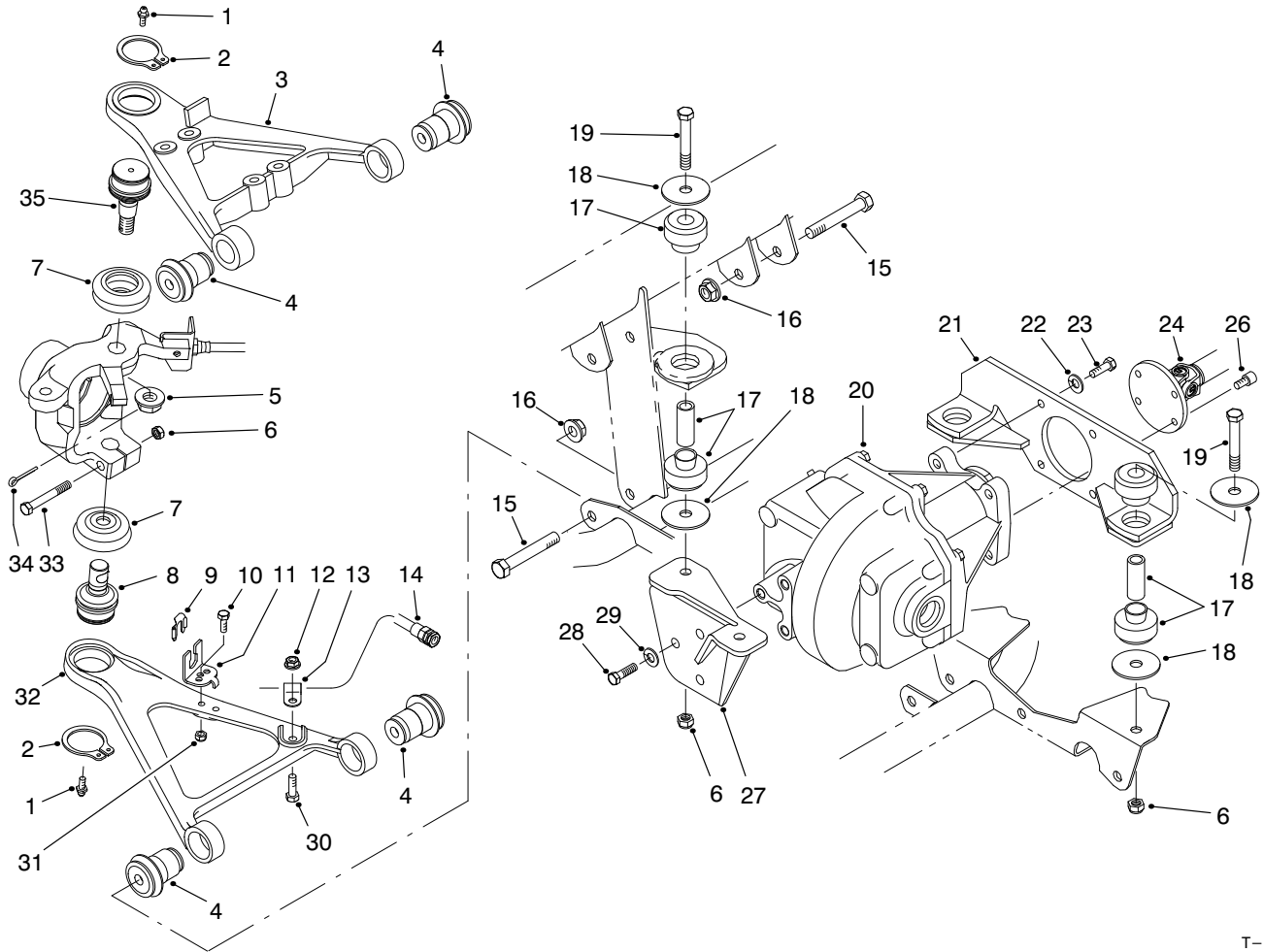
T-1593

## FRONT SUSPENSION ASSEMBLY

Ref. No.	Part No.	Description	No. Used
1	324-10	Screw - Cap Hex. Hd.	4
2	87-5330	Washer	8
3	87-3600	Spacer	10
4	87-3920	Bushing - Rubber	16
5	87-3860	Link - Anti-Sway Bar	2
6	323-12	Screw - Cap Hex. Hd.	8
7	33-3090	Bushing - Flange	4
8	302-11	Fitting - Grease	1
9	87-0150	Tower - Control Arm RH	1
*	87-0160	Tower - Control Arm LH	1
10	324-13	Screw - Cap Hex. Hd.	2
11	3296-48	Nut - Lock	10
12	87-2500	Sleeve - Spring Pivot	2
13	87-7150	Assembly - Cradle, Spring (Incl. Ref. #33)	2
14	3296-23	Nut - Lock	4

Ref. No.	Part No.	Description	No. Used
15	87-0690	Spring - Compression	2
16	3290-357	Nut - Flange Lock	4
17	87-3850	Bar - Anti-Sway	1
18	87-3890	Bracket - Anti-Sway Bar	2
19	87-3910	Bushing - Anti-Sway Bar	2
20	87-4010	Clamp - Anti-Sway Bar	2
21	3231-3	Bolt - Carriage	4
22	324-9	Screw - Cap Hex. Hd.	4
24	87-2480	Link - Stabilizer	2
27	325-13	Screw - Cap Hex. Hd.	4
28	3296-39	Nut - Lock	8
29	87-3110	Absorber - Shock	2
31	3256-27	Washer - Flat	2
32	3256-6	Washer - Flat	2
33	44-0760	Decal - Warning	2
33	92-6493	Decal - Warning	2

\*Not Illustrated

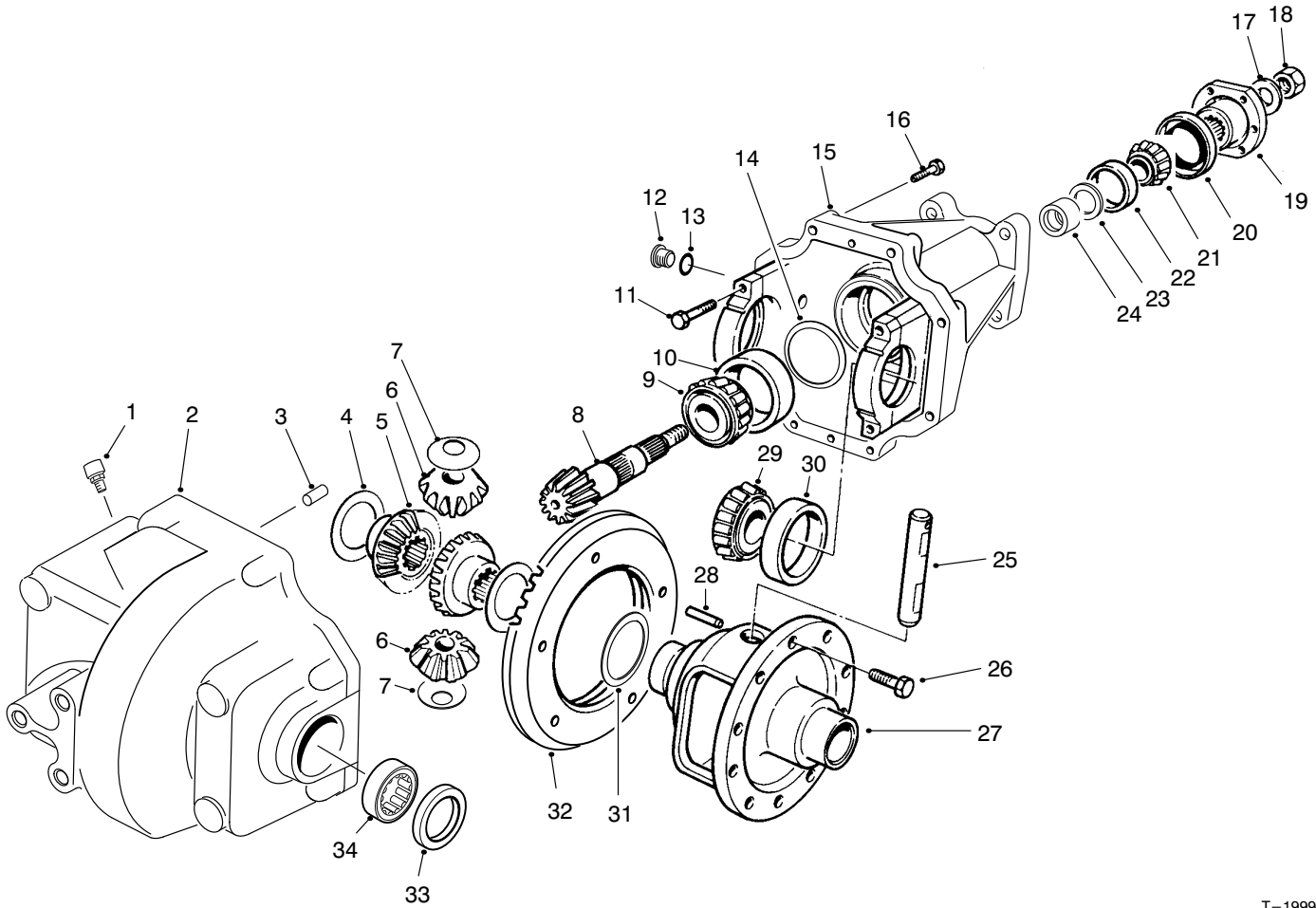


T-1991

## FRONT SUSPENSION CONTROL ARM ASSEMBLY

Ref. No.	Part No.	Description	No. Used	Ref. No.	Part No.	Description	No. Used
1	302-5	Fitting - Grease	4	18	87-5100	Washer - Snubbing	8
2	32151-104	Ring - Retaining	4	19	324-12	Screw - Cap Hex. Hd.	4
3	93-7135	Arm - Control Upper RH	1	20	93-7054	Front Differential Assembly	1
*	93-7133	Arm - Control Upper LH	1	21	93-7074	Mount - Differential Rear	1
4	87-1450	Bushing - Flange	8	22	3253-21	Washer - Lock	4
5	32136-2	Nut - Hex. Slotted	2	23	323-7	Screw - Cap Hex. Hd.	4
6	3296-48	Nut - Lock	6	24	93-7116	Differential Driveshaft Assy.	1
7	87-2420	Seal - Lower Ball	4	26	3274-97	Screw - Socket Hex. Hd.	6
8	93-7052	Joint - Ball	2	27	93-7118	Bracket - Differential Front	1
9	87-3580	Retainer	2	28	324-5	Screw - Cap Hex. Hd.	3
10	321-6	Screw - Cap Hex. Hd.	2	29	3253-6	Washer - Lock	3
11	93-7070	Bracket - Brake Hose	2	30	322-5	Screw - Cap Hex. Hd.	2
12	32128-20	Nut - Lock	2	31	3296-42	Nut - Lock	2
13	2412-10	Clamp - R	2	32	87-0210	Arm - Control Lower RH	1
14	93-7059	Hose - Brake Front	2	*	87-0220	Arm - Control Lower LH	1
15	325-13	Screw - Cap Hex. Hd.	8	33	324-11	Screw - Cap Hex. Hd.	2
16	3296-23	Nut - Hex.	8	34	3272-11	Pin - Cotter	2
17	87-4970	Engine Mount Assembly	4	35	87-1430	Joint - Upper Ball	2

\*Not Illustrated



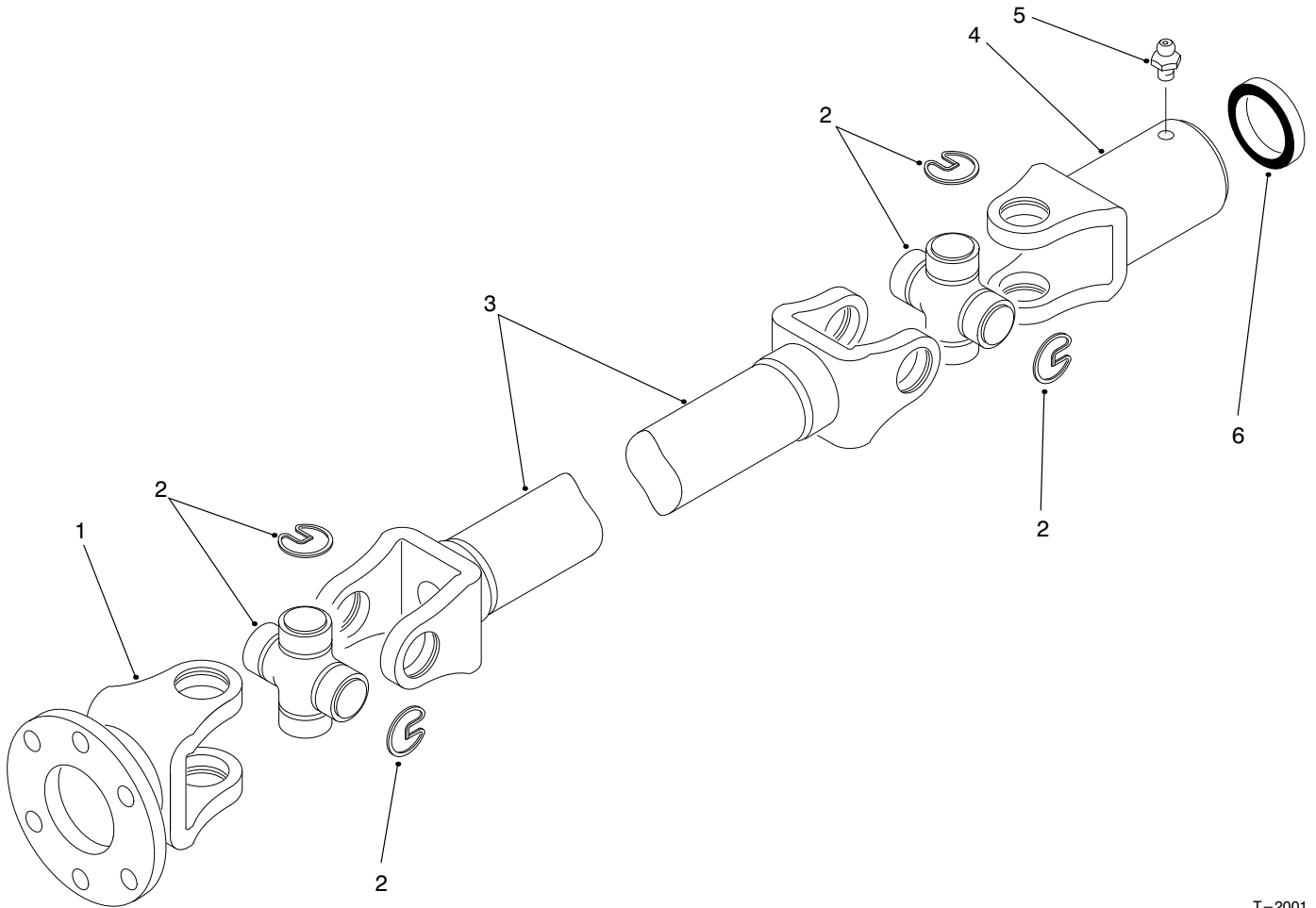
T-1999

## FRONT DIFFERENTIAL ASSEMBLY NO. 93-7054

Ref. No.	Part No.	Description	No. Used
1	93-8910	Vent	1
2	93-8908	Housing - Front	1
3	21-8270	Pin - Alignment	2
4	21-7720	Washer - Thrust	2
5	93-8911	Gear - Bevel Side	2
6	21-7690	Gear - Pinion	2
7	21-7730	Washer - Thrust	2
8	93-3618	Pinion & Ring Gear Assy. (Incl. Ref. #32)	1
9	43-6760	Cone - Bearing	1
10	43-6750	Cup - Bearing	1
11	92-1773	Screw - Cap Hex. Hd.	4
12	93-8916	Plug Assembly (Incl. Ref. #13)	2
13	237-79	Seal - O-Ring	2
14	43-6710	Shim - .003"	A/R
*	43-6711	Shim - .005"	A/R
*	43-6712	Shim - .010"	A/R
*	43-6713	Shim - .030"	A/R
15	93-8900	Carrier Assembly (Incl. Ref. #11)	1
16	93-8909	Screw - Cap Hex. Hd.	8
17	71-4340	Washer	1
18	71-4350	Nut - Lock	1
19	93-8903	Flange	1

Ref. No.	Part No.	Description	No. Used
20	71-4330	Seal - Oil	1
21	93-8904	Shim - .003"	A/R
*	93-8905	Shim - .005"	A/R
*	93-8906	Shim - .010"	A/R
*	93-8907	Shim - .030"	A/R
22	264-91	Cone - Bearing	1
23	254-90	Cup - Bearing	1
24	93-8902	Spacer - Bearing	1
25	21-7700	Shaft - Pinion	1
26	21-7770	Screw - Cap Hex. Hd.	5
27	21-7670	Case - Differential	1
28	32121-15	Pin - Roll	1
29	254-65	Cone - Bearing	2
30	254-66	Cup - Bearing	2
31	21-8090	Shim - .003"	A/R
*	21-8100	Shim - .005"	A/R
*	21-8110	Shim - .010"	A/R
*	21-8120	Shim - .030"	A/R
32		Gear - Ring	1
33	93-8918	Seal - Oil	2
34	93-8917	Bearing - Needle	2
*	93-8901	Differential Case Assembly (Incl. Ref. #4-7, 25, 27 & 28)	1

\*Not Illustrated



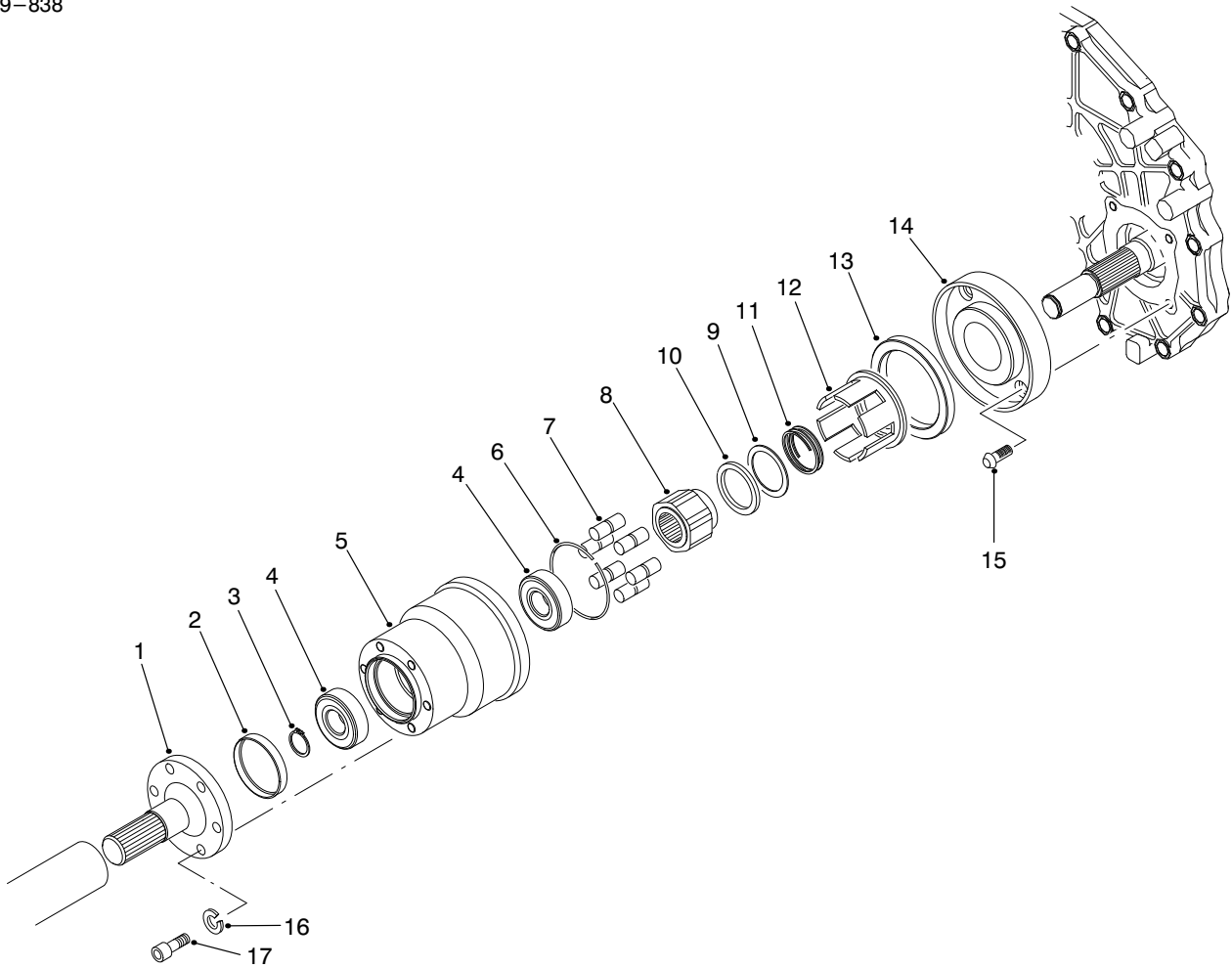
T-2001

## DIFFERENTIAL DRIVESHAFT ASSEMBLY NO. 93-7116

Ref. No.	Part No.	Description	No. Used
1	92-4193	Yoke - Flange	1
2	54-9180	Cross & Bearing Kit	2
3	92-4194	Yoke - Tube	1
4	92-4195	Slip Yoke Assembly (Incl. Ref. #5)	1

Ref. No.	Part No.	Description	No. Used
5	302-11	Fitting - Grease	1
6	92-4196	Seal	1
*	93-7116	Driveshaft Assembly (Incl. Ref. #1-6)	1

\*Not Illustrated



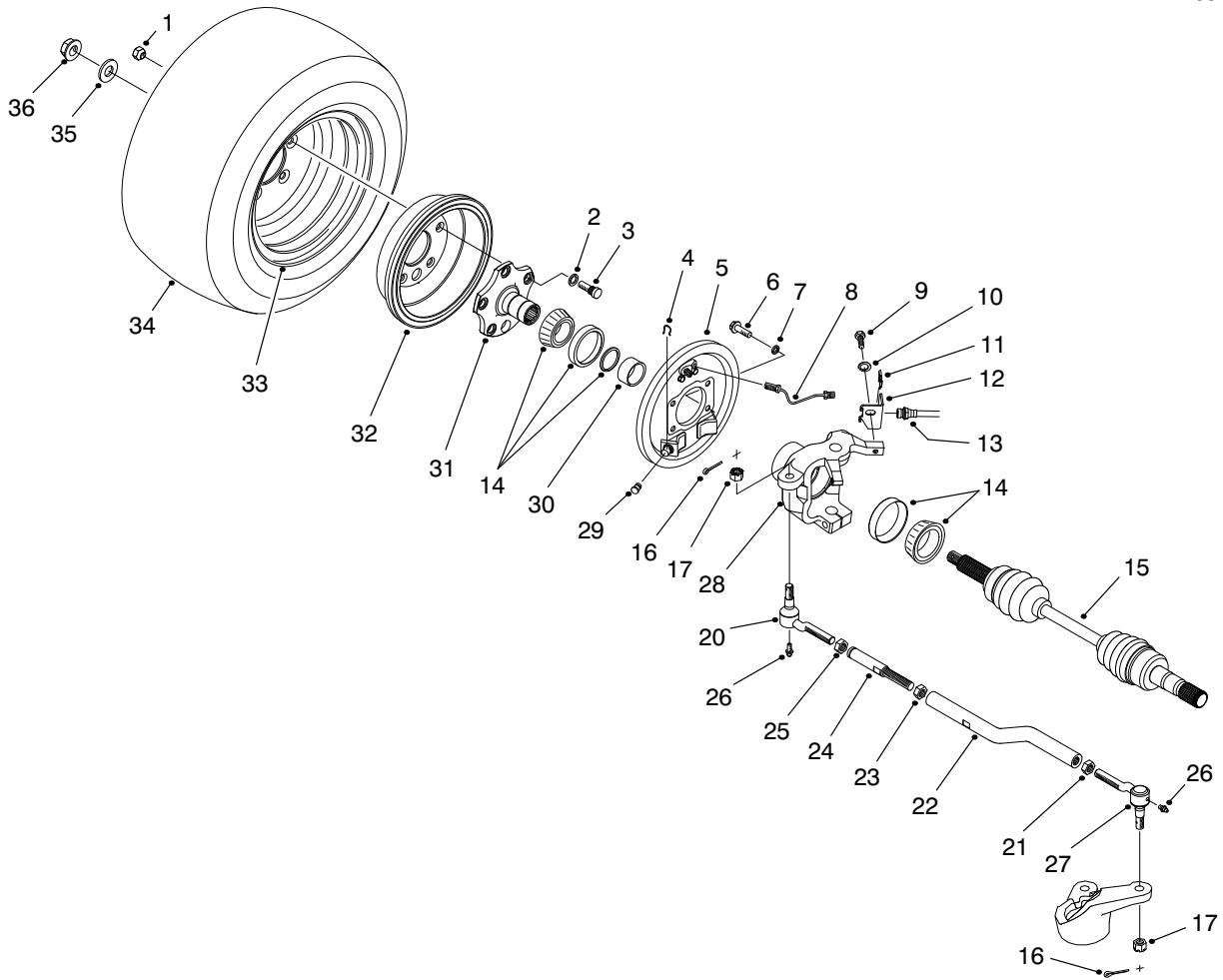
T-1993

## BIDIRECTIONAL CLUTCH ASSEMBLY

Ref. No.	Part No.	Description	No. Used
1	87-9840	Shaft - Clutch	1
2	87-9220	Plug - Seal	1
3	87-9370	Ring - Retaining	1
4	251-8	Bearing - Ball	2
5	93-8920	Housing & Race	1
6	93-8922	Spring - Garter	1
7	93-8925	Roller	6
8	93-8924	Cam	1
9	93-8929	Washer - Thrust	1
10	93-8919	Bearing - Thrust	1

Ref. No.	Part No.	Description	No. Used
11	93-8923	Spring	1
12	93-8921	Cage	1
13	87-9360	Seal - Oil	1
14	93-7117	Plate - Adaptor	1
15	3274-96	Screw	4
16	3253-4	Washer - Lock	6
17	3274-97	Screw - Hex. Socket Hd.	6
*	93-7115	Bidirectional Clutch Assy. (Incl. Ref. #5-12)	1

\*Not Illustrated

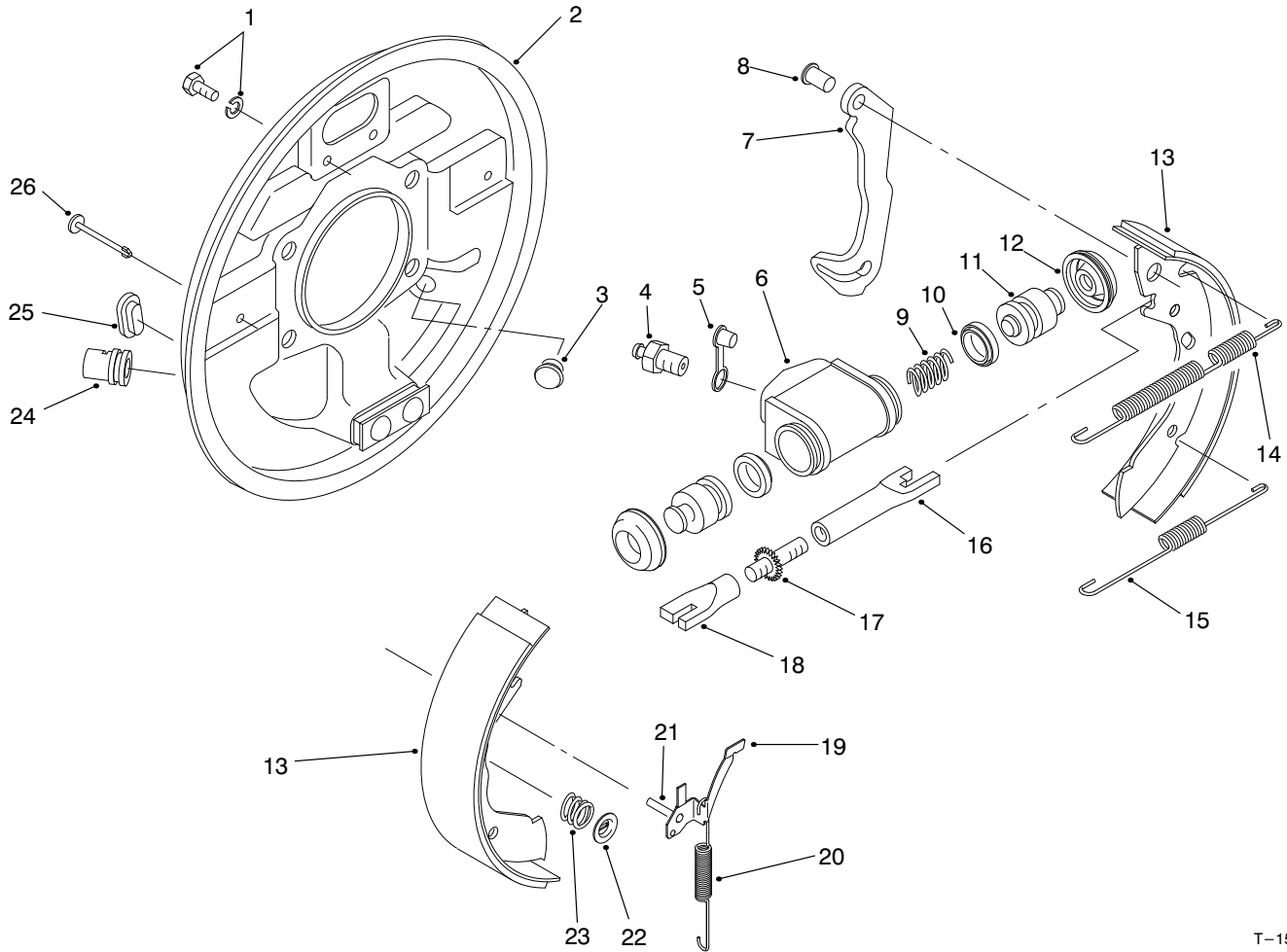


T-1992-2

## FRONT WHEEL ASSEMBLY

Ref. No.	Part No.	Description	No. Used	Ref. No.	Part No.	Description	No. Used
1	23-7270	Nut - Lug	10	21	3218-21	Nut - Jam (Left Hand Threaded)	2
2	3253-6	Washer - Lock	10	22	93-7056	Rod - Tie RH	1
3	87-2080	Screw - Cap Hex. Hd.	10	*	93-7057	Rod - Tie LH	1
4	87-3310	Clip - Brake Cable	2	23	3220-7	Nut - Jam	1
5	87-9170	Brake Assembly RH	1	24	93-7055	Turnbuckle	1
*	87-9180	Brake Assembly LH	1	25	3220-11	Nut - Jam	2
6	323-6	Screw - Cap Hex. Hd.	8	26	302-5	Fitting - Grease	4
7	3253-21	Washer - Lock	8	27	94-3803	Tie Rod End Assembly (Incl. Ref. #16-17 & 26)	2
8	93-7080	Tube - Brake RH	1	28	87-9600	Housing - Axle RH	1
*	93-7079	Tube - Brake LH	1	*	87-9620	Housing - Axle LH	1
9	323-4	Screw - Cap Hex. Hd.	2	29	87-3450	Plug	2
10	3256-24	Washer - Flat	2	30	87-9210	Spacer	2
11	87-3580	Retainer	2	31	87-9190	Stub - Axle	2
12	93-7071	Bracket - Brake Hose RH	1	32	93-7128	Drum - Brake	2
*	93-7058	Bracket - Brake Hose LH	1	33	87-7520	Rim	2
13	93-7059	Hose - Brake Front	2	34	94-5261	Tire	2
14	87-9200	Bearing - Matched Set	2	*	94-5236	Tire (Optional) (Off Road Use Only)	2
15	93-7078	Constant Velocity Joint Assy.	2	35	87-3060	Washer - Flat	2
16	3272-12	Pin - Cotter	4	36	32128-53	Nut - Flange Lock	2
17	32136-3	Nut - Hex. Slotted	4				
20	94-3804	Tie Rod End Assembly (Left Hand Threaded) (Incl. Ref. #16-17 & 26)	2				

\*Not Illustrated

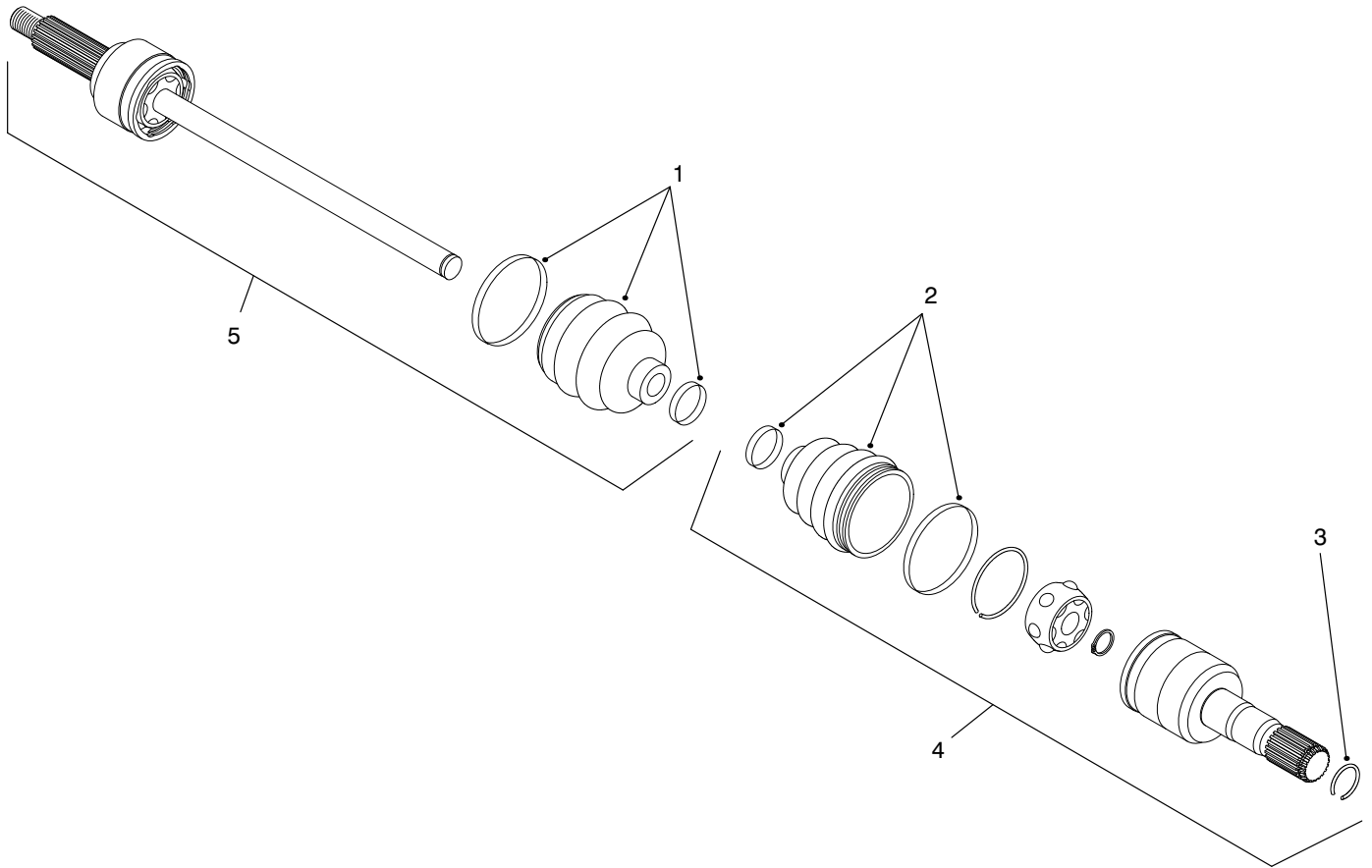


T-1596

## FRONT BRAKE ASSEMBLY

Ref. No.	Part No.	Description	No. Used	Ref. No.	Part No.	Description	No. Used
1	92-4135	Set Bolt	2	19	92-4123	Assembly - Pawl LH (Incl. Ref. #21)	1
2	92-4136	Backplate Assembly LH (Incl. Ref. #24)	1	*	92-4124	Assembly - Pawl RH (Incl. Ref. #21)	1
*	92-4100	Backplate Assembly RH (Incl. Ref. #24)	1	20	92-4150	Spring - Adjuster, LH	1
3	92-4146	Plug	1	*	92-4151	Spring - Adjuster, RH	1
4	92-4113	Screw - Bleed	1	21	92-4131	Pin - Pawl	1
5	92-4114	Cap - Bleed Screw	1	22	92-4131	Washer - Hold Down	2
6		Body	1	23	92-4152	Spring - Hold Down	2
7		Lever - Operating LH/RH	1	24	92-4134	Guide - Pipe	1
8		Pin	1	25	92-4133	Plug - Inspection	1
9		Spring	1	26	92-4133	Pin - Hold Down	2
10		Seal - 'L' Type	2	*	92-4144	Assembly - Adjuster LH (Incl. Ref. #16-18)	1
11		Piston	2	*	92-4145	Assembly - Adjuster RH (Incl. Ref. #16-18)	1
12		Cover - Dust	2	*	92-4117	Assy. - Wheel Cylinder LH (Incl. Ref. #4-6 & 9-12)	1
13	92-4143	Shoe & Lining Set (Incl. Ref. #7 & 8)	1	*	92-4118	Assy. - Wheel Cylinder RH (Incl. Ref. #4-6 & 9-12)	1
14	92-4147	Spring - Shoe, Upper LH	1	*	92-4119	Kit - Seal (Incl. Ref. #10 & 12)	1
*	92-4148	Spring - Shoe, Upper RH	1	*	87-9170	Front Brake Assembly - RH (Complete)	1
15	92-4149	Spring - Shoe, Lower	1	*	87-9180	Front Brake Assembly - LH (Complete)	1
16		Pushrod - Female LH	1				
*		Pushrod - Female RH	1				
17		Bolt - Adjuster	1				
18		Sleeve - Adjuster	1				

\*Not Illustrated

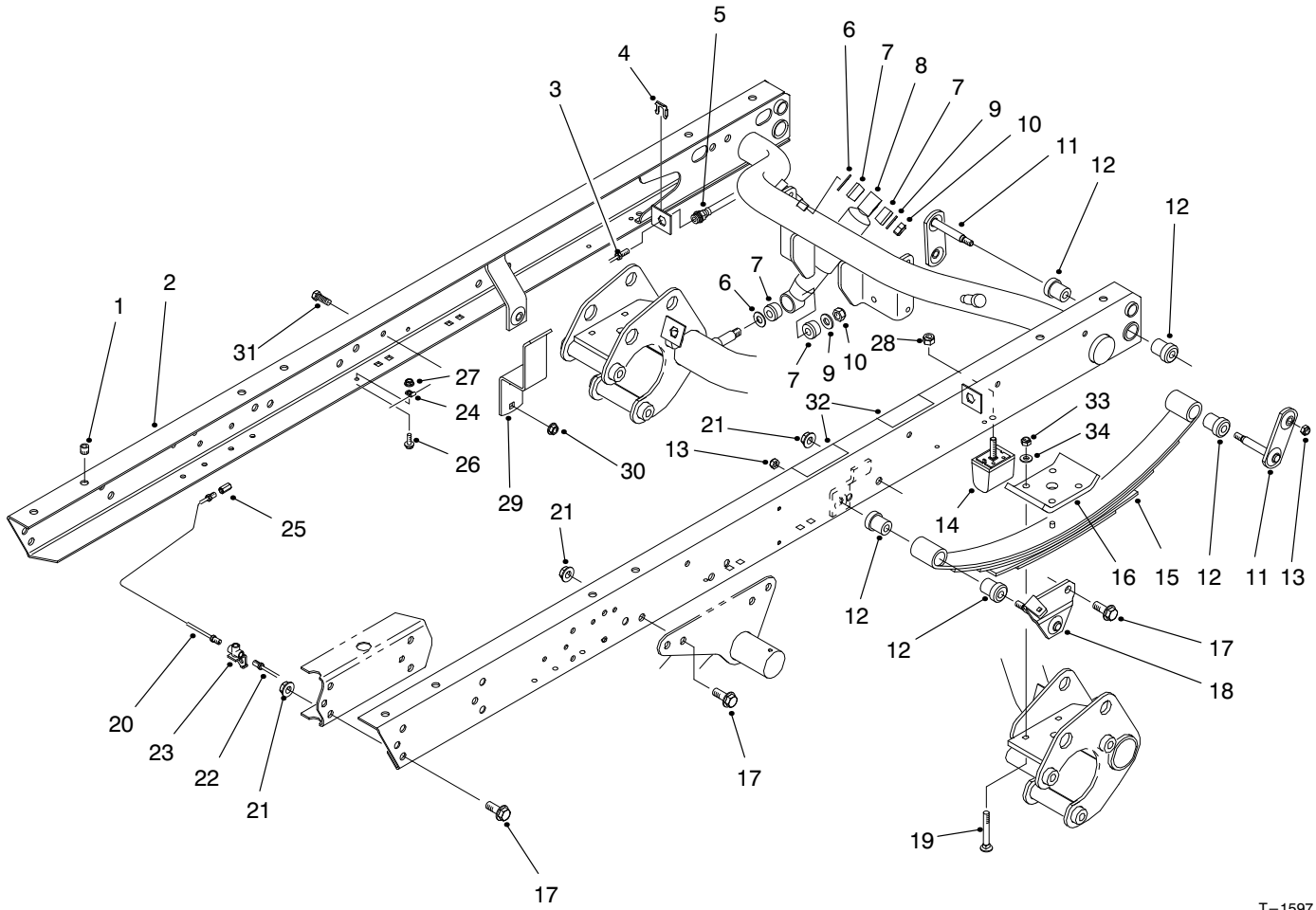


T-2111

## CONSTANT VELOCITY (CV) JOINT ASSEMBLY NO. 93-7078

Ref. No.	Part No.	Description	No. Used
1	93-8982	Boot Kit - Outboard	1
2	93-8983	Boot Kit - Inboard	1
3	93-8985	Clip - Circular	1

Ref. No.	Part No.	Description	No. Used
4	93-8984	Joint Assembly - Inboard	1
5	93-8981	Joint & Shaft - Outboard	1



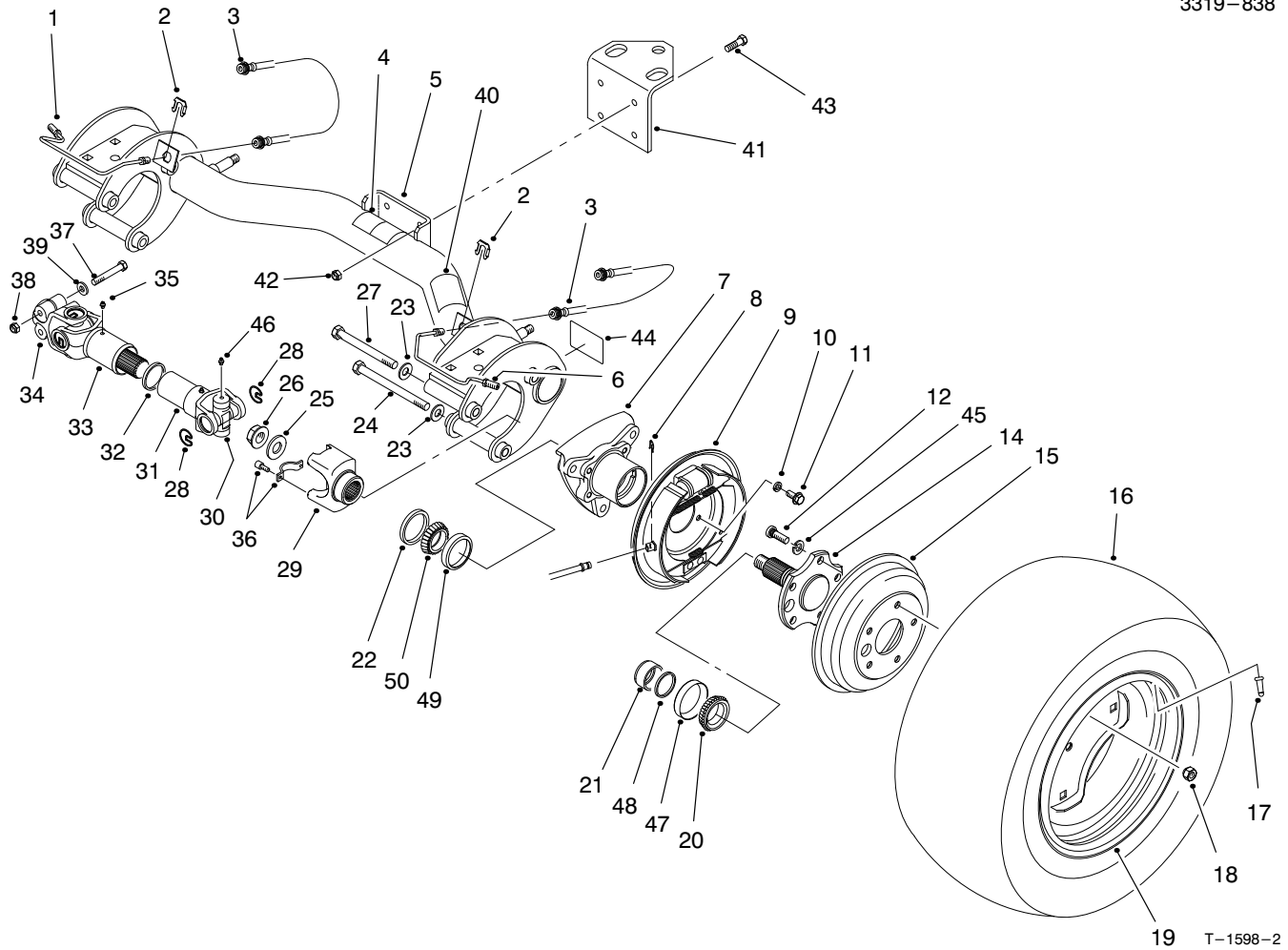
T-1597

## REAR FRAME ASSEMBLY

Ref. No.	Part No.	Description	No. Used
1	32148-9	Insert - Threaded	8
2	87-8440	Assembly - Rear Frame (Incl. Ref. #1 & 32)	1
3	87-3270	Tube - Brake RH	1
4	87-3580	Retainer	2
5	87-4100	Hose - Brake	2
6	3256-27	Washer - Flat	4
7	87-3920	Bushing - Rubber	8
8	87-3110	Shock Absorber	2
9	3256-6	Washer - Flat	4
10	3296-23	Nut - Lock	4
11	87-3980	Shackle - Spring	4
12	87-4760	Bushing	12
13	3296-39	Nut - Lock	6
14	87-3470	Bumper - Spring	2
15	87-1490	Spring - Leaf	2
16	87-7470	Plate - Clamp	2
17	3234-38	Screw - Hex. Flange Hd.	24

Ref. No.	Part No.	Description	No. Used
18	87-3960	Mount - Spring LH	1
*	87-3940	Mount - Spring RH	1
19	3232-17	Bolt - Carriage	8
21	32128-23	Nut - Flange Lock	24
22	87-3280	Tube - Brake LH	1
23	87-3560	Tee - Brake Tube	1
24	2412-149	Clamp - Tube	5
25	32104-82	Screw - Hex. Flange Hd.	2
26	321-4	Screw - Hex. Flange Hd.	4
27	32128-33	Nut - Flange Lock	4
28	48-9520	Nut - Lock	2
29	87-6690	Guard - Induction Chamber	1
30	3290-357	Nut - Flange Head	2
31	323-6	Screw - Cap Hex. Hd.	2
32	66-6840	Decal - Caution	2
32	92-6479	Decal - Caution (Japan)	2
33	3296-76	Nut - Lock	8
34	87-7480	Washer - Flat	8

\*Not Illustrated



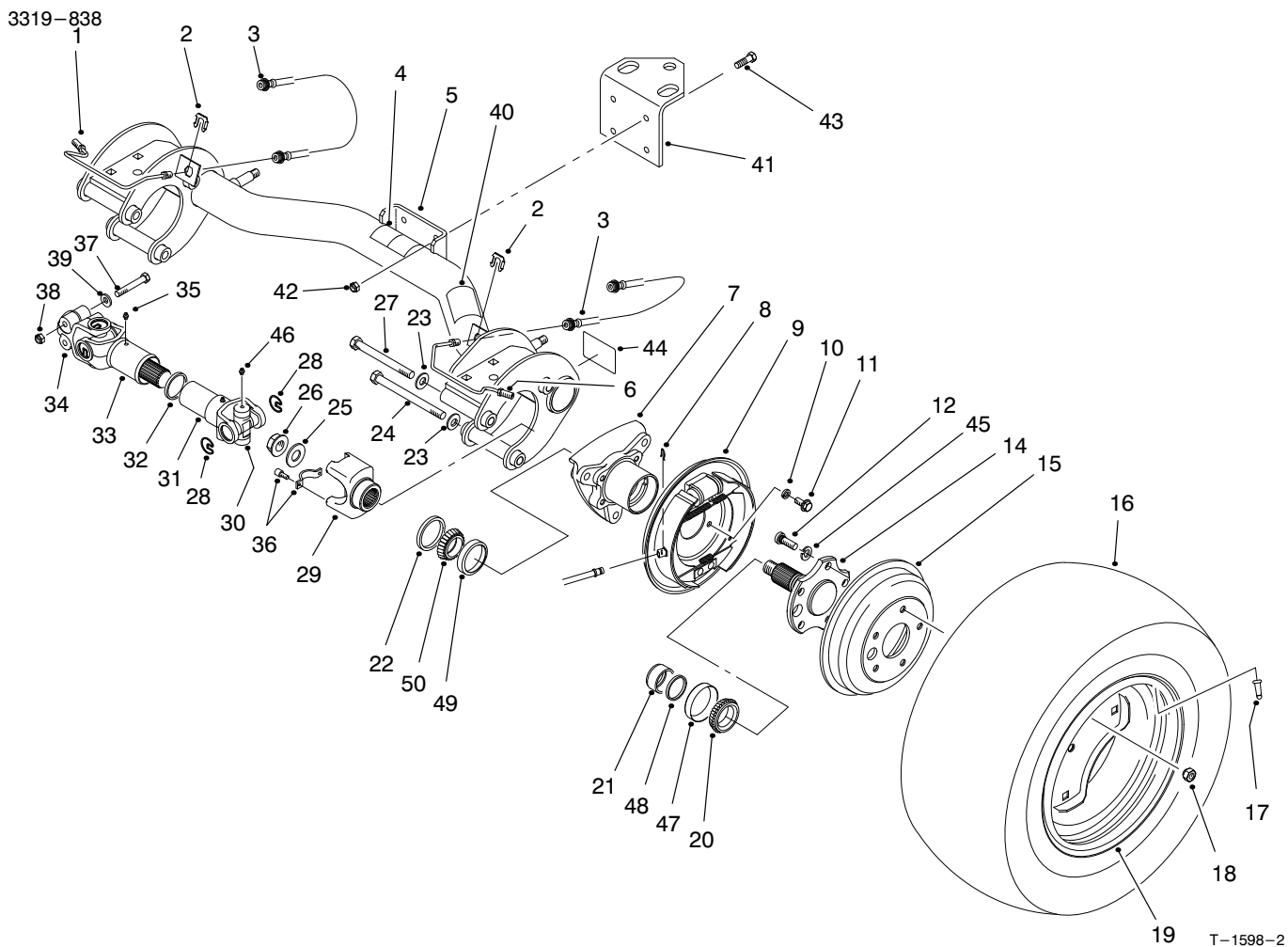
19 T-1598-2

## REAR AXLE ASSEMBLY

Ref. No.	Part No.	Description	No. Used	Ref. No.	Part No.	Description	No. Used
1	87-4090	Tube - Brake RH	1	25	87-3060	Washer - Flat	2
2	87-3580	Retainer - Brake Hose	2	26	32128-53	Nut - Flange Lock	2
3	87-4100	Hose - Brake	2	27	325-19	Screw - Cap Hex. Hd.	1
4	87-6060	Decal - ATF	1	28	92-4188	Ring - Snap	12
4	92-5473	Decal - ATF (Japan)	1	29	92-4190	Yoke - End	2
5	87-7110	Assembly - Axle, Rear (Incl. Ref. #4, 40 & 44)	1	30	92-4187	Cross & Bearing Kit	4
6	87-4080	Tube - Brake LH	1	31	92-4182	Yoke & Hub	2
7	87-2240	Housing - Axle	2	32	92-4180	Seal	2
8	87-3310	Clip - Brake Cable	2	33	92-4179	Yoke, Shaft & Seal Tube	2
9	93-7126	Brake Assembly LH	1	34	98-2940	Yoke - Double Clamp	2
*	93-7125	Brake Assembly RH	1	35	302-5	Fitting - Grease	4
10	3253-21	Washer - Lock	8	36	92-4189	Strap & Bolt Kit	2
11	323-6	Screw - Cap Hex. Hd.	8	37	98-2939	Screw - Cap Hex. Hd.	4
12	87-2080	Stud - Drive	10	38	32128-36	Nut - Lock	4
14	93-7090	Stub - Axle	2	39	80-6990	Washer	4
15	87-1840	Drum - Brake	2	40	87-5990	Decal - PTO	1
16	87-6740	Tire - Rear 24"	2	40	92-5367	Decal - PTO (Japan)	1
17	232-27	Valve - Stem	2	41	92-5951	Angle - Hitch	1
18	23-7270	Nut - Lug	10	42	3296-39	Nut - Lock	4
19	87-6750	Rim - Rear 24"	2	43	323-7	Screw - Cap Hex. Hd.	4
†20		Cone - Bearing	1	44	87-9080	Decal - Grease	2
21	87-4060	Spacer - Bearing	2	44	92-6444	Decal - Grease (Japan)	2
22	87-3590	Seal - Bearing	2	45	3253-6	Washer - Lock	10
23	87-7270	Washer - Flat	6	46	302-58	Fitting - Grease	16
24	325-20	Screw - Cap Hex. Hd.	5	†47		Cup - Bearing	1
				†48		Spacer	1

\*Not Illustrated

†Not Serviced Separately



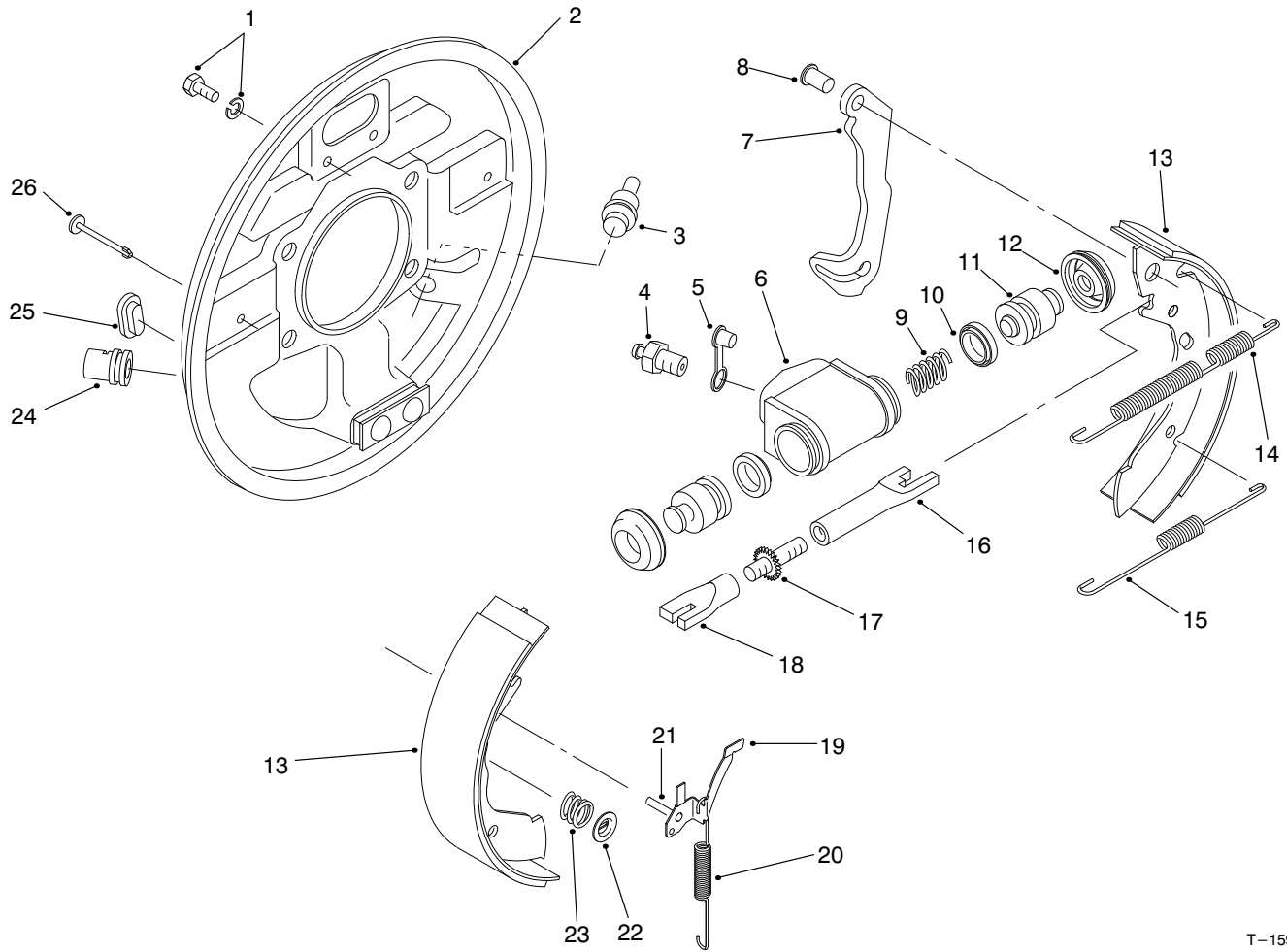
## REAR AXLE ASSEMBLY (Continued)

Ref. No.	Part No.	Description	No. Used
†49		Cup – Bearing	1
†50		Cone – Bearing	1
*	98-2918	Driveshaft Assembly (Incl. Ref. #2, 30-35 & 46)	2
*	87-5370	Rear Tire & Wheel Assembly (24")	2

Ref. No.	Part No.	Description	No. Used
*	87-1970	Bearing – Matched Set Use 1 set per wheel (Incl. Ref. #20 & 47-50)	2

\*Not Illustrated

†Not Serviced Separately



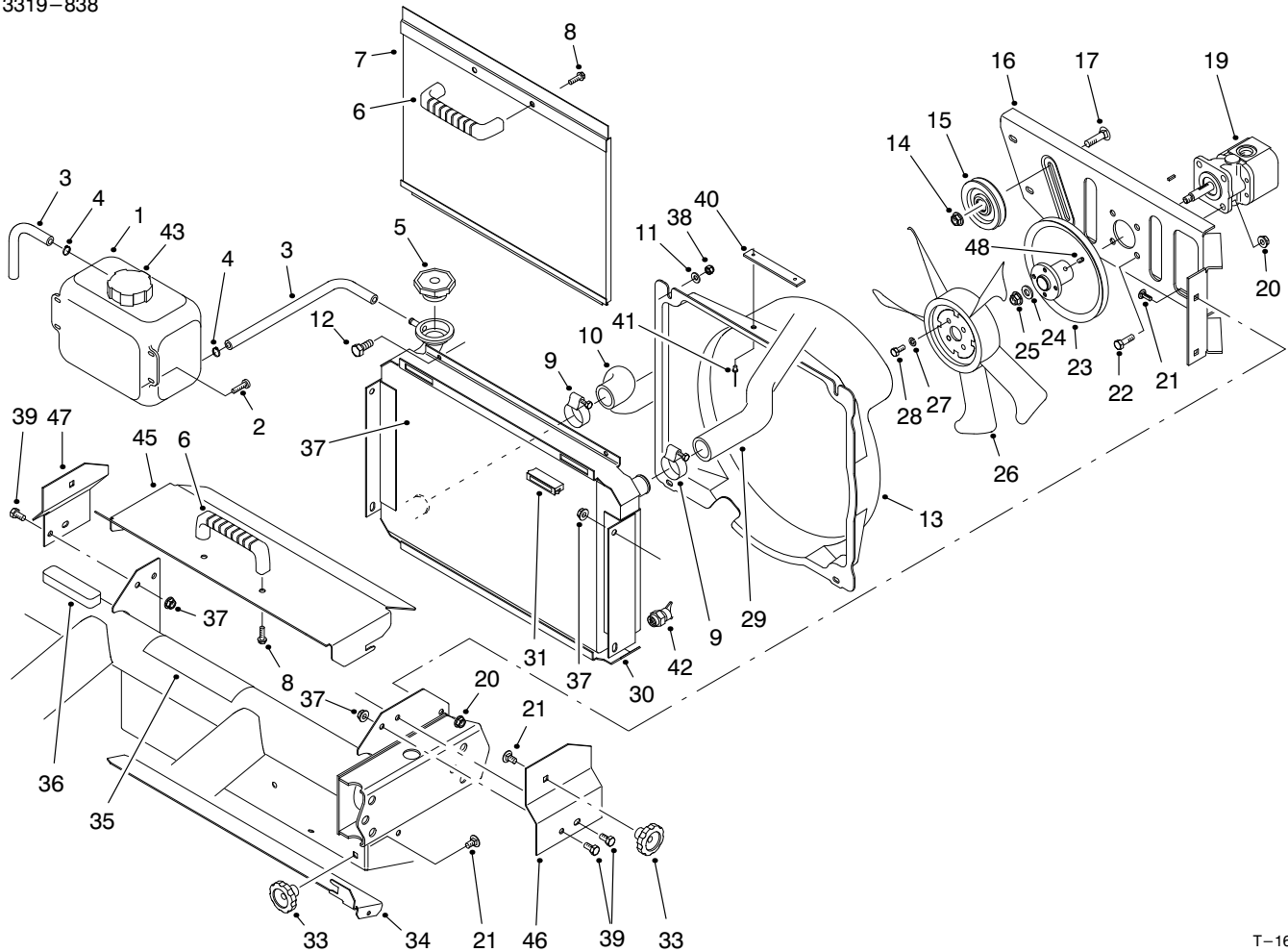
T-1599

## REAR BRAKE ASSEMBLY

Ref. No.	Part No.	Description	No. Used
1	92-4135	Set Bolt	2
2	92-4138	Backplate Assembly LH (Incl. Ref. #24)	1
*	92-4139	Backplate Assembly RH (Incl. Ref. #24)	1
3	92-4146	Plug	1
4	92-4137	Screw - Bleed	1
5	92-4114	Cap - Bleed Screw	1
6		Body	1
7		Lever - Operating LH/RH	1
8		Pin	1
9		Spring	1
10		Seal - 'L' Type	2
11		Piston	2
12		Cover - Dust	2
13	92-4143	Shoe & Lining Set (Incl. Ref. #7 & 8)	1
14	92-4147	Spring - Shoe, Upper LH	1
*	92-4148	Spring - Shoe, Upper RH	1
15	92-4149	Spring - Shoe, Lower	1
16		Pushrod - Female LH	1
*		Pushrod - Female RH	1
17		Bolt - Adjuster	1
18		Sleeve - Adjuster	1

Ref. No.	Part No.	Description	No. Used
19	92-4123	Assembly - Pawl LH (Incl. Ref. #21)	1
*	92-4124	Assembly - Pawl RH (Incl. Ref. #21)	1
20	92-4150	Spring - Adjuster, LH	1
*	92-4151	Spring - Adjuster, RH	1
21		Pin - Pawl	1
22	92-4131	Washer - Hold Down	2
23	92-4152	Spring - Hold Down	2
24		Guide - Pipe	1
25	92-4134	Plug - Inspection	1
26	92-4133	Pin - Hold Down	2
*	92-4144	Assembly - Adjuster LH (Incl. Ref. #16-18)	1
*	92-4145	Assembly - Adjuster RH (Incl. Ref. #16-18)	1
*	92-4140	Assy. - Wheel Cylinder LH (Incl. Ref. #4-6 & 9-12)	1
*	92-4141	Assy. - Wheel Cylinder RH (Incl. Ref. #4-6 & 9-12)	1
*	92-4142	Seal Kit (Incl. Ref. #10 & 12)	1
*	93-7125	Rear Brake Assembly - RH (Complete)	1
*	93-7126	Rear Brake Assembly - LH (Complete)	1

\*Not Illustrated

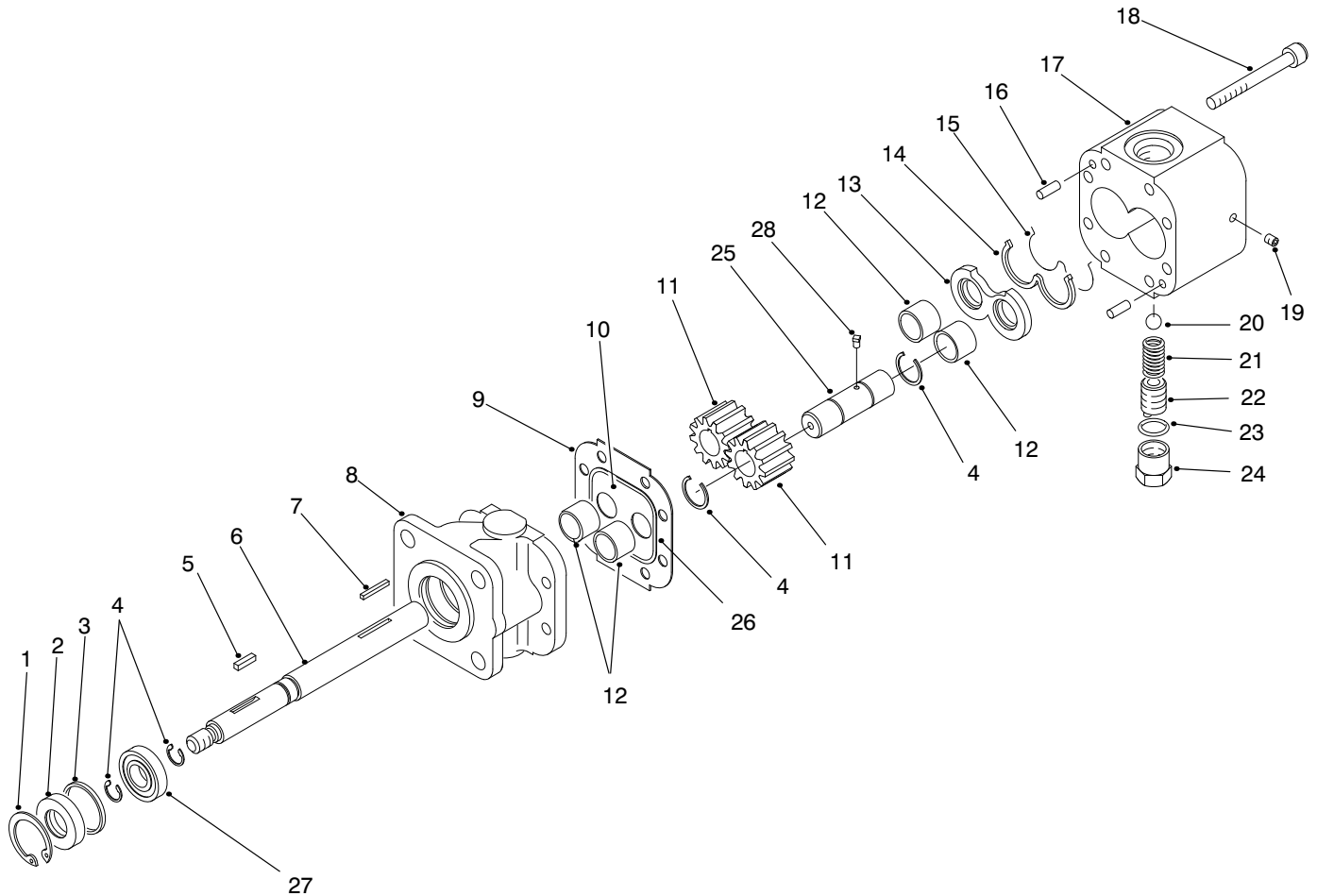


T-1600

## RADIATOR & HYDRAULIC PUMP ASSEMBLY

Ref. No.	Part No.	Description	No. Used
1	87-3710	Overflow Reservoir Assy. (Incl. Ref. #43)	1
2	3250-20	Screw - Round Hd.	4
3	71-3381	Tube - Overflow	2
4	92-2379	Clamp - Hose	2
5	66-3240	Cap - Radiator	1
6	65-5100	Handle	2
7	93-7103	Screen - Radiator	1
8	46-8091	Screw - Hex. Flange Hd.	4
9	2412-34	Clamp - Hose	2
10	87-5050	Hose - Radiator Lower	1
11	3256-22	Washer - Flat	4
12	321-4	Screw - Cap Hex. Hd.	4
13	92-4198	Fan Shroud Assembly (Incl. Ref. #40 & 41)	1
14	3290-357	Nut - Flange Lock	1
15	63-8140	Pulley	1
16	93-7088	Support - Fan	1
17	3231-28	Bolt - Carriage	1
19	87-5700	Hydraulic Pump Assembly	1
20	3296-29	Nut - Flange Lock	8
21	3230-23	Bolt - Carriage	7
22	322-5	Screw - Cap Hex. Hd.	4
23	94-5228	Pulley	1
24	3256-45	Washer - Flat	1

Ref. No.	Part No.	Description	No. Used
25	3296-5	Nut - Flange Lock	1
26	43-1911	Fan	1
27	3253-3	Washer - Lock	4
28	321-3	Screw - Cap Hex. Hd.	4
29	87-3430	Hose - Radiator Upper	1
30	93-7050	Radiator Assembly (Incl. Ref. #42)	1
31	58-4250	Magnet	2
33	19-4050	Knob	3
34	87-9300	Door - Clean Out	1
35	87-9420	Decal - Caution	1
35	93-3766	Decal - Caution (Japan)	1
36	87-9810	Foam - Overflow Tank	1
37	32128-20	Nut - Lock	6
38	3296-42	Nut - Lock	4
39	322-2	Screw - Cap Hex. Hd.	6
40	76-8750	Plate - Warning	1
40	92-7240	Plate - Warning (Japan)	1
41	3290-271	Rivet - Pop	2
42	92-4111	Petcock - Radiator	1
43	87-7050	Cap - Reservoir	1
45	93-8940	Cover - Radiator	1
46	93-8938	Bracket - Cover LH	1
47	93-8939	Bracket - Cover RH	1
48	3245-31	Screw - Set	1

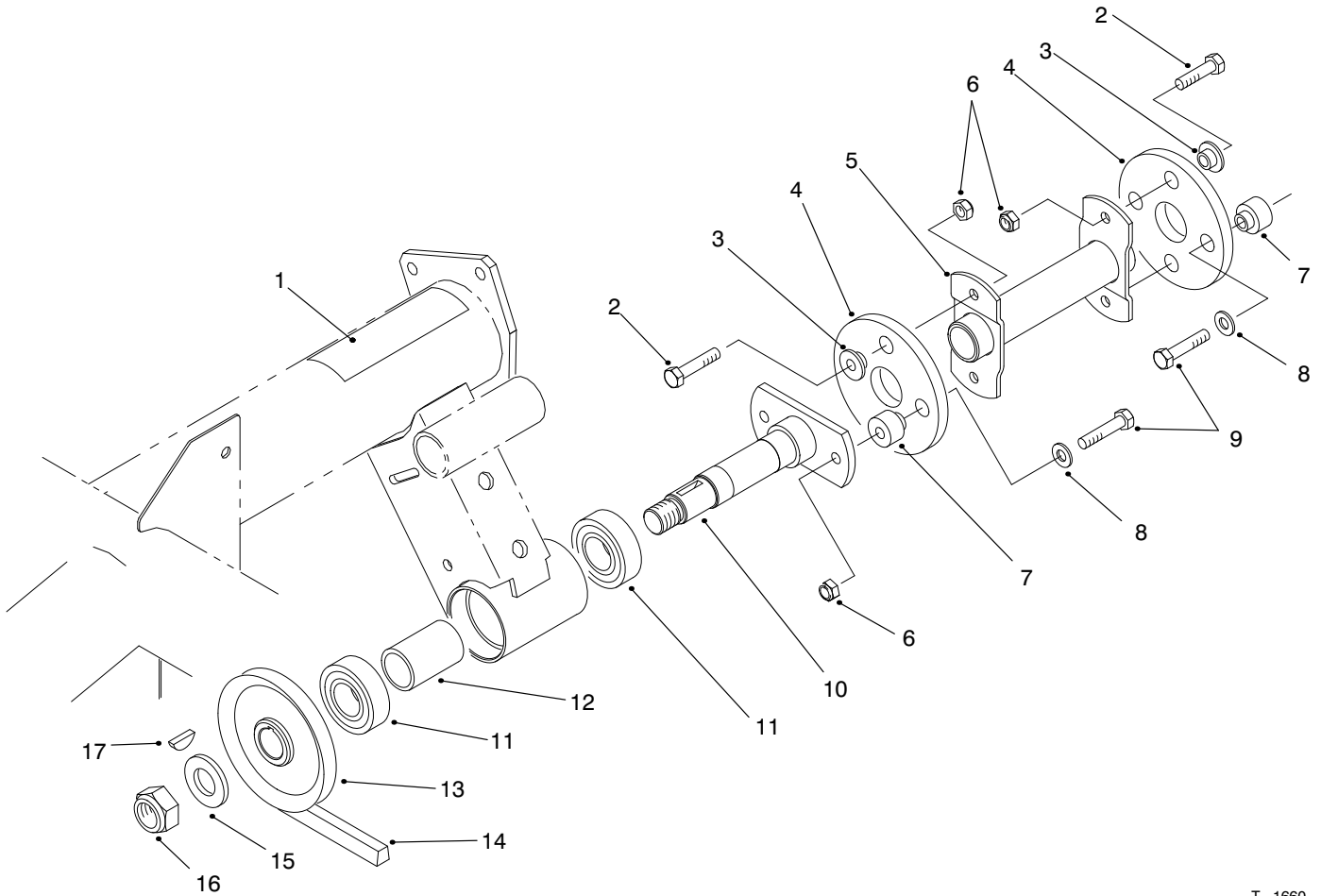


T-1601

## HYDRAULIC PUMP ASSEMBLY NO. 87-5700

Ref. No.	Part No.	Description	No. Used	Ref. No.	Part No.	Description	No. Used
1	32151-41	Ring - Retaining	1	15	92-2196	Seal - Pressure Plate	1
2	92-2195	Seal - Oil	1	16	92-2176	Pin - Dowel	2
3	92-2186	Spacer	1	17	92-2187	Housing - Gear, End	1
4	92-2178	Ring - Crescent	4	18	92-2173	Screw - Cap Socket Head	8
5	92-2179	Key - Square	1	19	92-2185	Plug	1
6	92-2189	Shaft - Drive	1	20	92-2193	Ball	1
7	92-2177	Pin - Shear	1	21	92-2194	Spring	1
†8		Stator	1	22	92-2174	Screw - Adjusting	1
9	92-2182	Plate - Seal	1	23	92-2180	Gasket - Copper	1
10	92-2183	Plate - Wear	1	24	92-2184	Cap - Relief Valve	1
11	92-2175	Gear	2	25	92-2190	Shaft - Idler	1
12	92-2192	Bearing	4	26	92-2198	Seal	1
13	92-2181	Plate - Pressure	1	27	92-2191	Bearing	1
14	92-2197	Seal - Back Up	1	28	92-2199	Key - Ball	1

†Not Serviced Separately

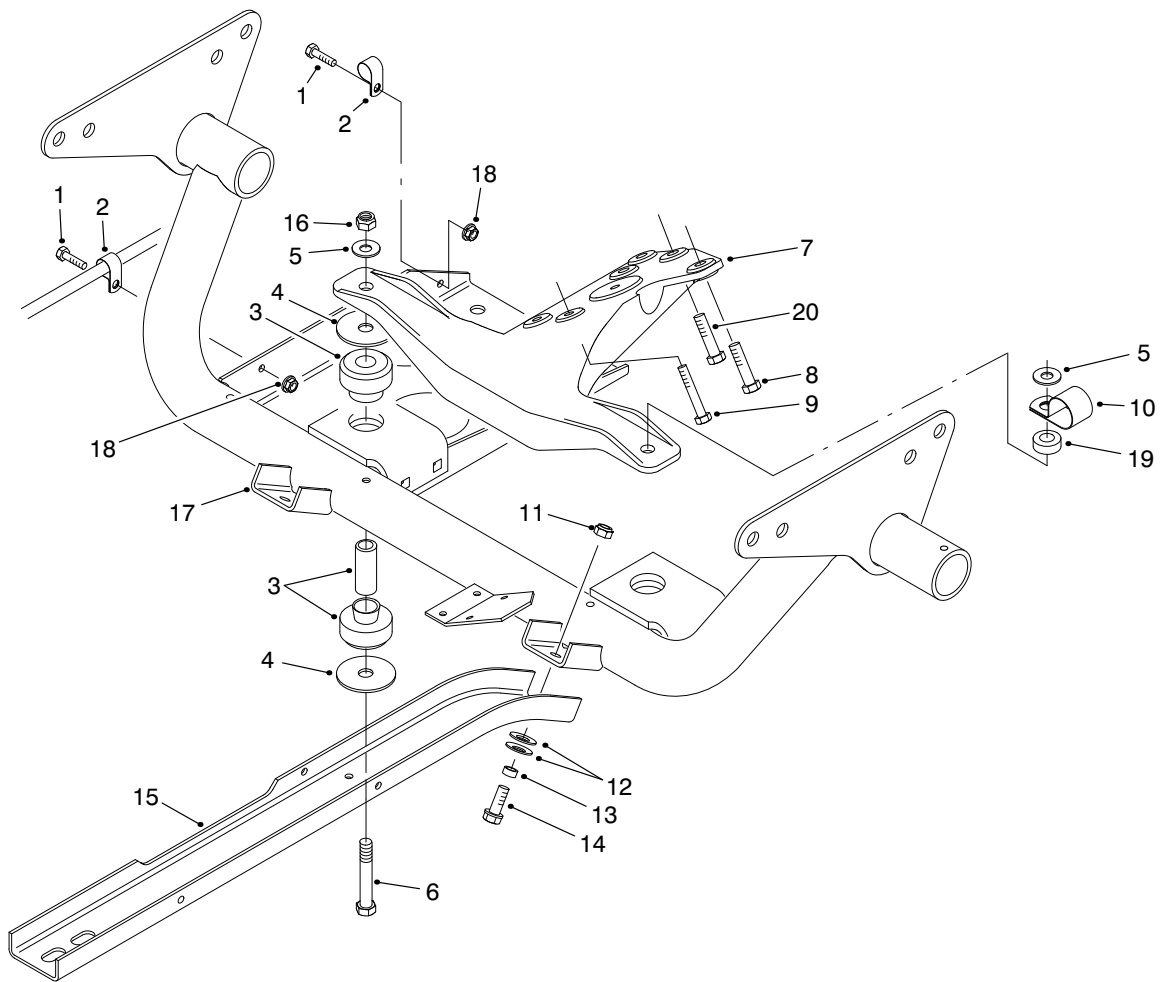


T-1660

## HYDRAULIC PUMP DRIVE ASSEMBLY

Ref. No.	Part No.	Description	No. Used
1	80-8040	Decal - Caution	1
1	83-6030	Decal - Caution (Japan)	1
2	322-5	Screw - Cap Hex. Hd.	4
3	27-6600	Spacer - Thin	4
4	44-2230	Disc - Rubber	2
5	87-4440	Driveshaft	1
6	3296-29	Nut - Lock	6
7	27-6590	Spacer - Thick	4
8	3256-3	Washer - Flat	4

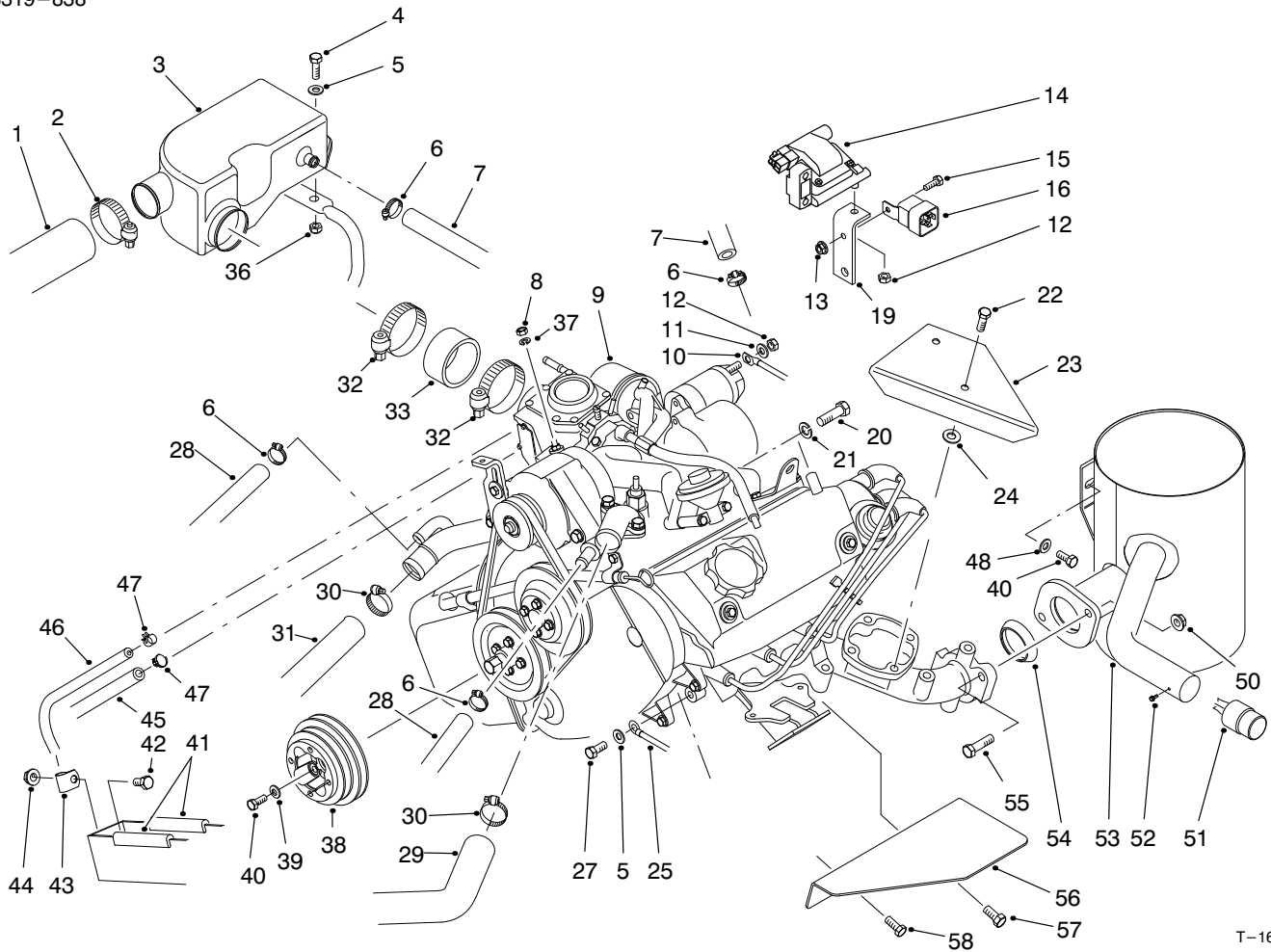
Ref. No.	Part No.	Description	No. Used
9	322-7	Screw - Cap Hex. Hd.	4
10	87-2720	Driveshaft	1
11	251-82	Bearing - Ball	2
12	87-2750	Spacer - Bearing	1
13	87-3370	Pulley	1
14	87-3210	Belt - V	1
15	3256-28	Washer - Flat	1
16	3296-15	Nut - Lock	1
17	3257-7	Key - Woodruff	1



T-1603

## ENGINE FRAME ASSEMBLY

Ref. No.	Part No.	Description	No. Used	Ref. No.	Part No.	Description	No. Used
1	321-4	Screw - Cap Hex. Hd.	2	11	3296-39	Nut - Lock	2
2	2412-89	Clamp - R	2	12	3290-413	Washer - Belleville	12
3	87-4970	Engine Mount Assembly	2	13	76-9100	Spacer	2
4	87-5100	Washer - Flat	4	14	3234-11	Screw - Cap Hex. Hd.	6
5	3256-25	Washer - Flat	2	15	87-4730	Guard - Belly	2
6	324-19	Screw - Cap Hex. Hd.	2	16	3296-48	Nut - Lock	2
7	87-9830	Mount - Engine	1	17	93-7095	Frame - Engine	1
8	43-0090	Screw - Cap Hex. Hd.	1	18	32128-33	Nut - Flange	2
9	48-7560	Screw - Cap Hex. Hd.	3	19	59-2290	Spacer	1
10	2412-82	Clamp - R	1	20	87-3700	Screw - Cap Hex. Hd.	3

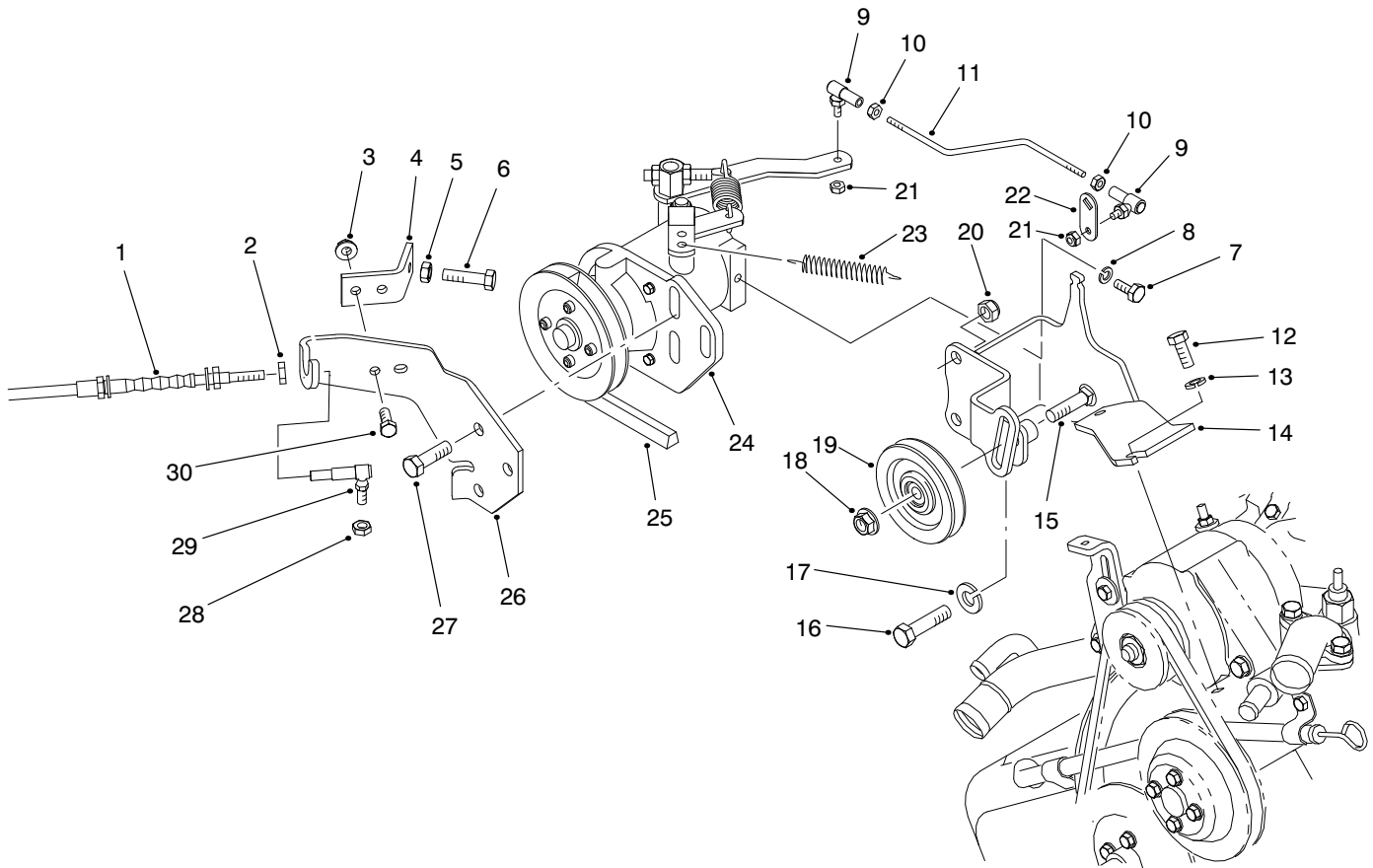


T-1604

## ENGINE INSTALLATION ASSEMBLY

Ref. No.	Part No.	Description	No. Used
1	94-5239	Hose - Air Cleaner	1
2	2412-92	Clamp - Hose	1
3	87-1680	Chamber - Air	1
4	322-6	Screw - Cap Hex. Hd.	2
5	3256-23	Washer - Flat	2
6	2412-119	Clamp - Hose	3
7	87-3740	Hose - Breather	1
8	48-7890	Nut - Hex.	1
9	94-5249	Engine Assembly (Incl. Ref. #11, 12 & 14)	1
10	87-3070	Cable - Positive	1
11	3254-2	Washer - Lock	1
12	42-9580	Nut - Hex.	3
13	32128-33	Nut - Flange	1
14	92-2027	Coil - Ignition	1
15	321-4	Screw - Cap Hex. Hd.	1
16	70-1480	Relay	1
19	87-2760	Bracket - Ignition Coil	1
20	48-9480	Screw - Cap Hex. Hd.	2
21	3253-6	Washer - Lock	2
22	57-6380	Screw - Cap Hex. Hd.	2
23	87-3620	Shield - Heat	1
24	52-2480	Spacer	2
25	87-3080	Wire - Ground	1
27	66-3160	Screw - Cap Hex. Hd.	1
28	87-3730	Hose - Coolant	2
29	87-3430	Hose - Radiator Upper	1

Ref. No.	Part No.	Description	No. Used
30	2412-34	Clamp - Hose	2
31	87-5050	Hose - Radiator Lower	1
32	2412-130	Clamp - Hose	2
33	87-3500	Hose - Air Cleaner	1
36	3296-29	Nut - Lock	2
37	3253-3	Washer - Lock	1
38	87-5070	Pulley - Crankshaft	1
39	65-5390	Washer - Flat	4
40	66-3160	Screw - Cap Hex. Hd.	5
41	43-4300	Trim	2
42	322-2	Screw - Cap Hex. Hd.	1
43	2412-10	Clamp - R	1
44	32128-20	Nut - Flange Lock	1
45	47-2964	Hose - Fuel	1
46	75-4701	Hose - Fuel	1
47	2412-108	Clamp - Hose	2
48	87-8640	Washer - Flat	1
50	3290-357	Nut - Flange Lock	2
51	75-6880	Spark Arrestor (Optional) (Incl. Ref. #52)	1
52	32144-42	Screw - Spark Arrestor	1
53	87-1510	Muffler & Tailpipe	1
54	92-2044	Gasket - Exhaust	1
55	323-29	Screw - Cap Hex. Hd.	2
56	93-7149	Shield - Heat	1
57	63-7790	Screw - Cap Hex. Hd.	1
58	66-3160	Screw - Cap Hex. Hd.	1

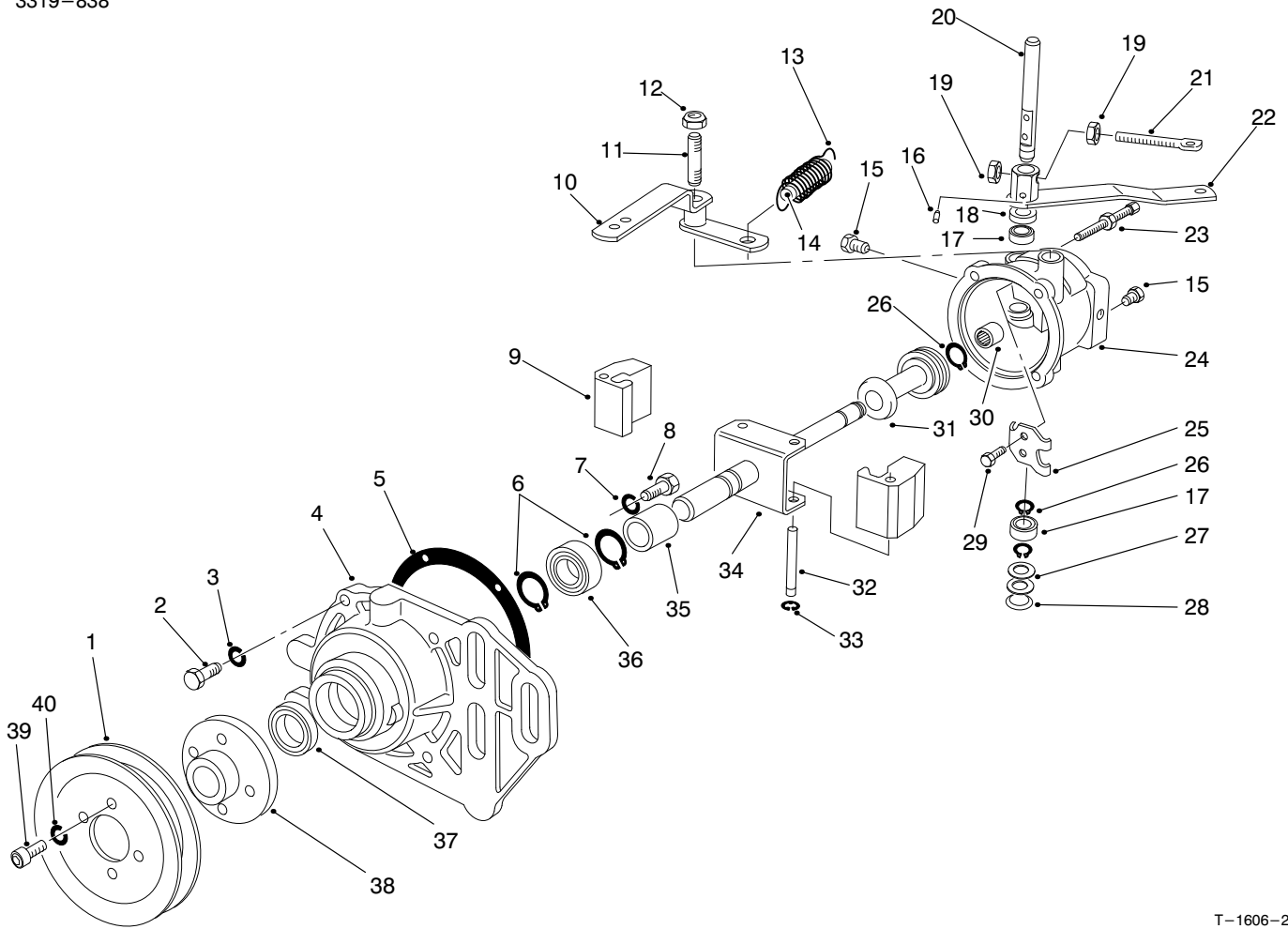


T-1605

## GOVERNOR ASSEMBLY

Ref. No.	Part No.	Description	No. Used
1	93-7098	Accelerator Cable Assembly (Incl. Ref. #2)	1
2	3220-1	Nut - Jam	1
3	32128-33	Nut - Flange	2
4	87-4770	Bracket - High Idle Stop	1
5	3220-2	Nut - Jam	1
6	3210-9	Screw - Cap Hex. Hd.	1
7	321-3	Screw - Cap Hex. Hd.	1
8	3253-3	Washer - Lock	1
9	21-5640	Joint - Ball	2
10	3219-14	Nut - Jam	2
11	87-4210	Rod - Linkage	1
12	66-3160	Screw - Cap Hex. Hd.	2
13	3253-4	Washer - Lock	2
14	87-4750	Bracket - Governor	1
15	3231-26	Bolt - Carriage	1

Ref. No.	Part No.	Description	No. Used
16	87-3700	Screw - Cap Hex. Hd.	1
17	3253-22	Washer - Lock	1
18	3290-357	Nut - Flange	1
19	63-8140	Pulley	1
20	3296-39	Nut - Lock	3
21	3296-27	Nut - Lock	2
22	87-2400	Lever - Throttle	1
23	87-4020	Spring - Extension	1
24	87-8720	Governor Assembly	1
25	87-3200	Belt - V	1
26	87-3900	Bracket - Cable	1
27	323-7	Screw - Cap Hex. Hd.	3
28	3296-3	Nut - Lock	1
29	18-1720	Joint - Ball	1
30	321-4	Screw - Cap Hex. Hd.	2

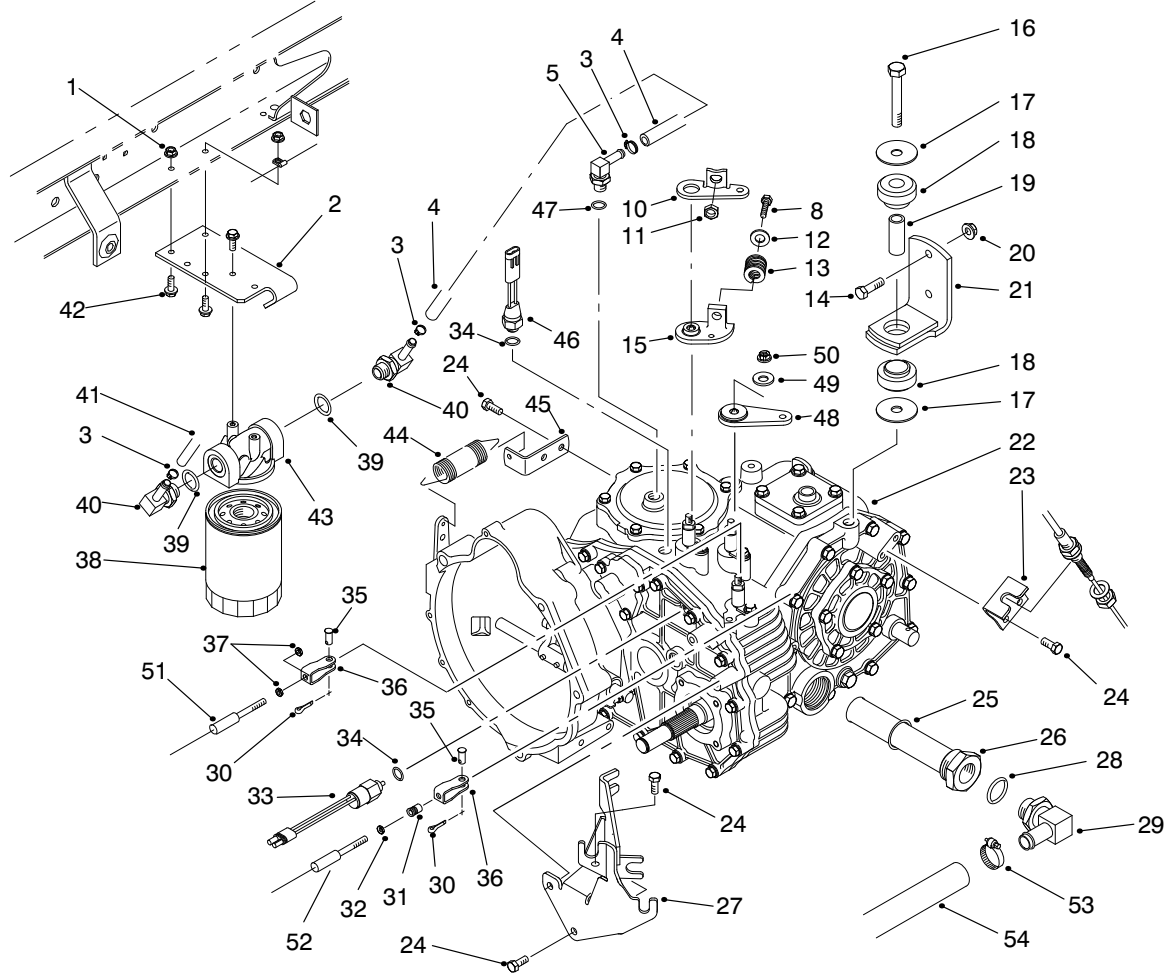


T-1606-2

# GOVERNOR

Ref. No.	Part No.	Description	No. Used
1	87-8830	Pulley	1
2	18-5620	Screw	4
3	18-5630	Washer - Lock	4
4	87-6560	Cover	1
5	18-5790	Gasket	1
6	18-5640	Ring - Retaining	2
7	18-5770	Washer - Lock	2
8	32113-14	Screw	2
9	70-2150	Flyweight	2
10	87-6590	Assy. Lever & Fitting	1
11	87-6580	Stud - Lever Pivot	1
12	3296-5	Nut - Lock	1
13	87-6490	Spring	1
14	87-6550	Pin - Forced Idle	1
15	285-17	Plug - Pipe	2
16	18-5750	Pin	1
17	18-5450	Bearing	2
18	71-4780	Seal - Oil, Rocker Shaft	1
19	3219-2	Nut	2
20	72-5890	Shaft - Rocker	1
21	87-6540	Bolt - Eye	1

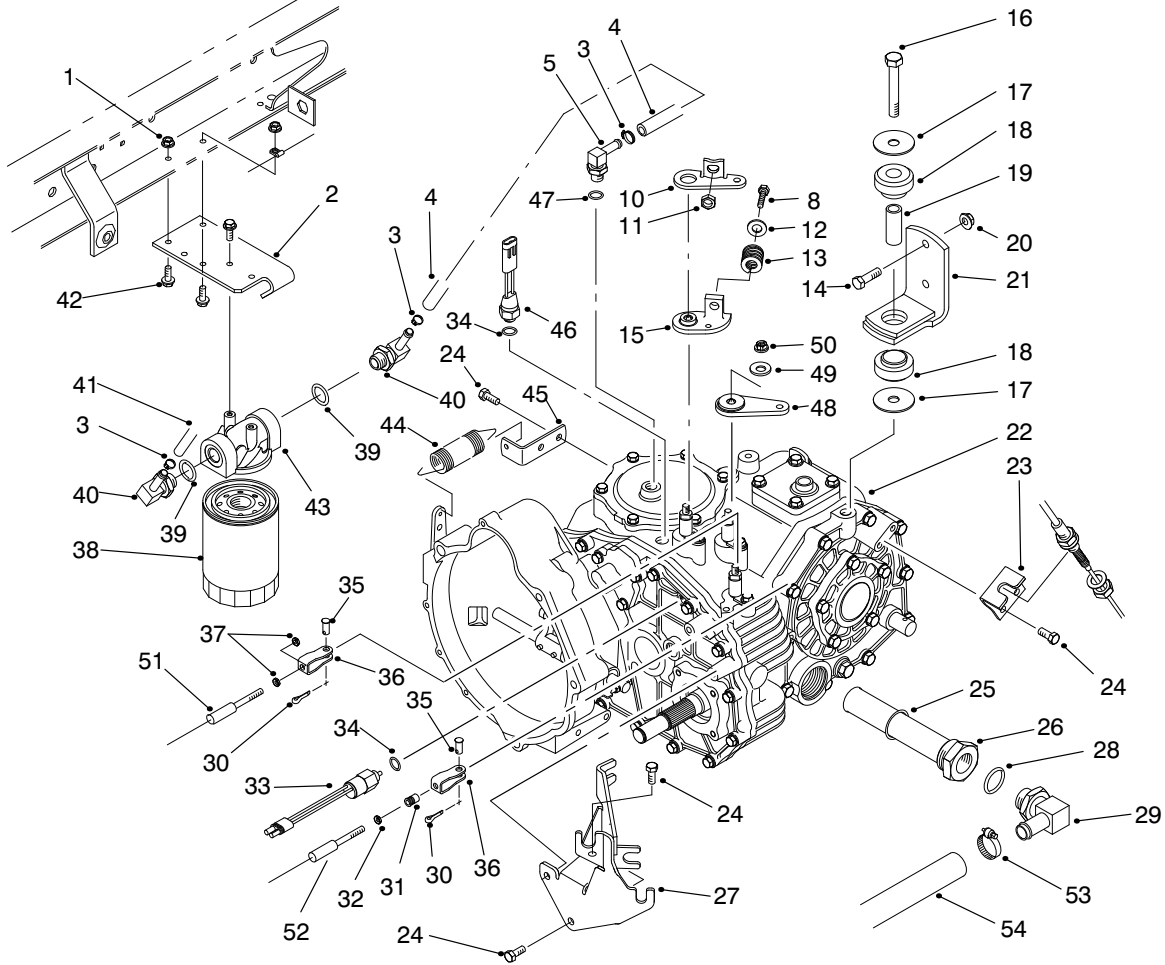
Ref. No.	Part No.	Description	No. Used
22	87-6530	Assembly - Throttle Lever	1
23	72-5910	Assembly - Bumper Screw	1
24	87-6520	Body	1
25	18-5520	Lever - Rocker	1
26	18-5540	Retainer - Sleeve Stop	3
27	18-5440	Spacer	2
28	18-5430	Plug - Expansion	1
29	18-5530	Screw & Lockwasher	2
30	72-5940	Bearing - Needle	1
31	70-2100	Assembly - Thrust Sleeve & Bearing	1
32	18-5660	Pin - Pivot, Flyweight	2
33	18-5670	Retainer - Pivot Pin	2
34	87-6510	Assembly - Shaft & Yoke	1
35	70-2120	Spacer	1
36	70-2140	Bearing - Front	1
37	18-5580	Seal - Oil, Front	1
38	87-8820	Hub - Pulley	1
39	3274-52	Screw - Hex. Socket Hd.	4
40	3253-18	Washer - Lock	4



T-1994

## TRANSAXLE INSTALLATION ASSEMBLY

Ref. No.	Part No.	Description	No. Used	Ref. No.	Part No.	Description	No. Used
1	32128-33	Nut - Flange Lock	1	27	87-4820	Bracket - Cable	1
2	87-7040	Bracket - Oil Filter	1	28	237-81	Seal - O-Ring	1
3	2412-36	Clamp - Hose	3	29	253-987	Fitting - Hydraulic 90° (Incl. Ref. #28)	1
4	87-5730	Hose - Hydraulic	1	30	3272-6	Pin - Cotter	3
5	354-135	Fitting - Hydraulic 90° (Incl. Ref. #47)	1	31	32148-15	Nut - Clinch	1
8	323-10	Screw - Cap Hex. Hd.	1	32	3219-14	Nut - Hex.	1
10	87-8250	Plate - Shift Arm	1	33	87-6710	Switch - Supervisor	1
11	32128-21	Nut - Lock	1	34	237-30	Seal - O-Ring	2
12	3256-4	Washer - Flat	1	35	283-62	Pin - Clevis	3
13	87-6910	Spring - Compression	1	36	87-2310	Clevis - Cable	3
14	323-7	Screw - Cap Hex. Hd.	4	37	3220-1	Nut - Jam	4
15	87-7970	Arm - Shift	1	38	54-0110	Element - Oil Filter	1
16	3215-1	Screw - Cap Hex. Hd.	1	39	237-79	Seal - O-Ring	2
17	87-5100	Washer	4	40	354-134	Fitting - Hydraulic 90° (Incl. Ref. #39)	2
18	87-4970	Transaxle Mount Assembly (Incl. Ref. #19)	2	41	87-4920	Hose - Hydraulic	1
19		Spacer - Mount	2	42	3234-4	Screw - Hex. Flange Hd.	4
20	3296-39	Nut - Flange Lock	4	43	87-8780	Head - Oil Filter	1
21	87-5800	Bracket - Mount	2	44	68-9950	Spring - Extension	1
22	87-9530	Transaxle Assembly	1	45	87-7170	Bracket - Clutch Spring	1
23	87-4470	Bracket	1	46	72-4310	Switch - Ball N.C.	1
24	66-3160	Screw - Cap Hex. Hd.	7	47	237-42	Seal - O-Ring	1
25	237-123	Seal - O-Ring	1	48	87-7960	Lever - Shift Arm	2
26	87-3990	Oil Strainer Assembly (Incl. Ref. #25)	1	49	80-6990	Washer - Flat	3
				50	48-9520	Nut - Lock	3

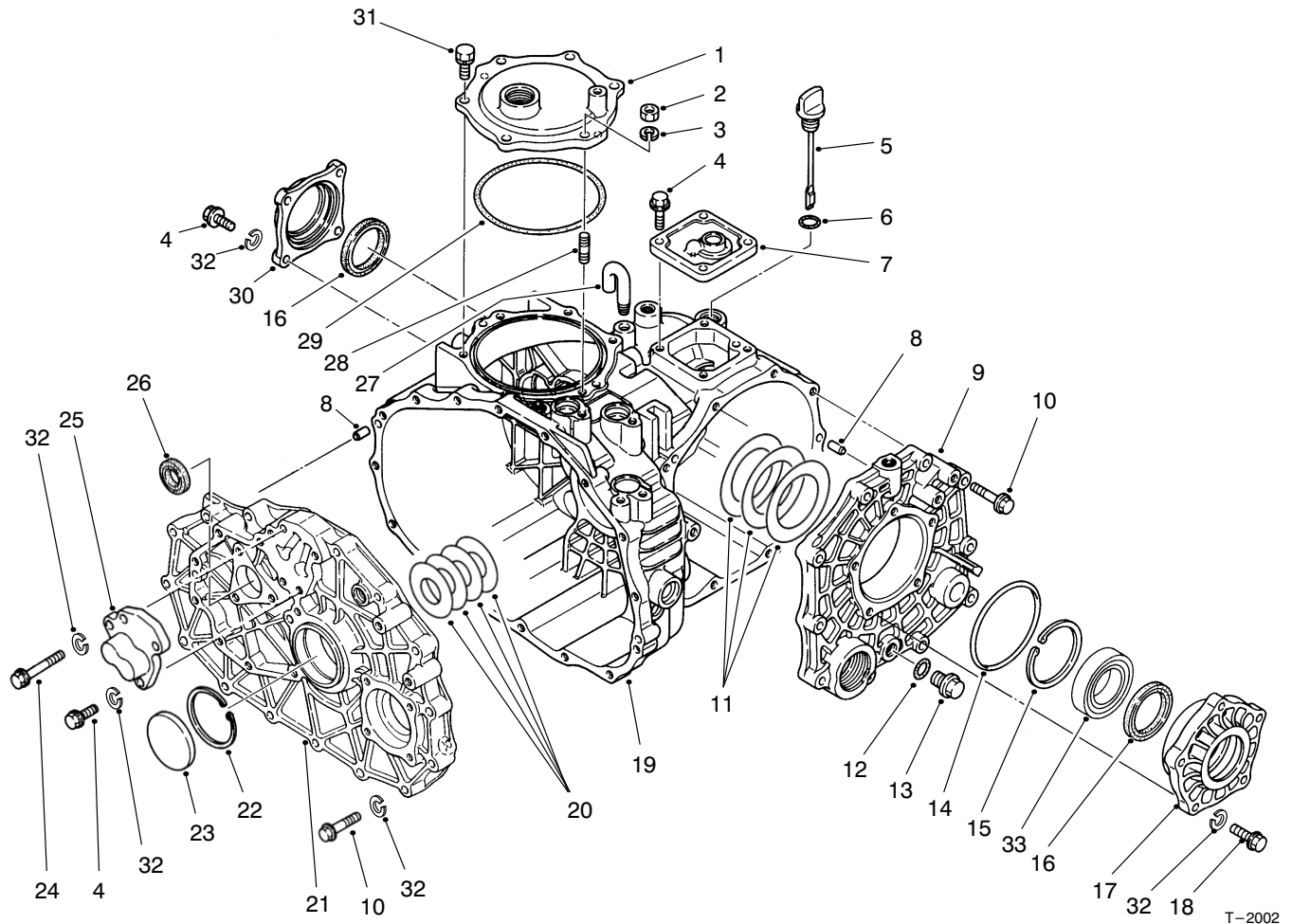


T-1994

## TRANSAXLE INSTALLATION ASSEMBLY (Continued)

Ref. No.	Part No.	Description	No. Used
51	87-4260	Shift Cable Assembly (Incl. Ref. #37)	2
52	87-4420	Hi-Lo Cable Assembly (Incl. Ref. #32)	1

Ref. No.	Part No.	Description	No. Used
53	2412-34	Clamp - Hose	1
54	87-3670	Hose - Hydraulic	1

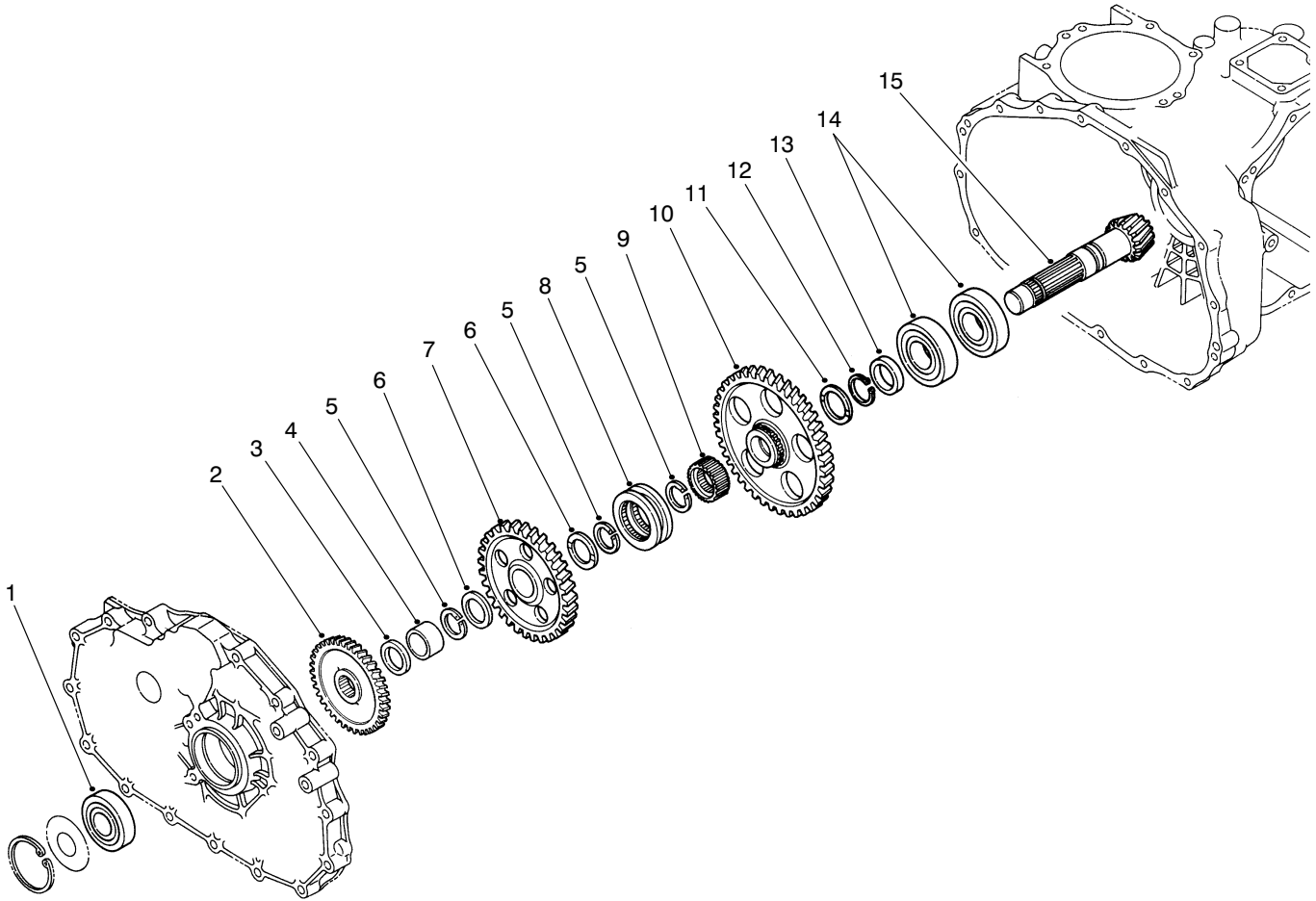


T-2002

## TRANSAXLE CASE ASSEMBLY

Ref. No.	Part No.	Description	No. Used
1	92-0656	Cover - P.T.O.	1
2	48-7930	Nut - Hex.	1
3	92-0762	Washer - Lock	1
4	60-6750	Screw - Cap Hex. Hd.	11
5	92-0662	Cap - Oil	1
6	92-0788	O-Ring	1
7	92-0652	Cover - Upper	1
8	92-0765	Pin - Alignment	4
9	92-0653	Cover - Side	1
10	42-9530	Screw - Cap Hex. Hd.	25
11	92-0809	Shim Set	1
12	92-0787	O-Ring	1
13	92-0773	Drain Plug Assembly (Incl. Ref. #12)	1
14	92-0789	O-Ring	1
15	92-0760	Ring - Retaining	1
16	92-0793	Seal - Oil	2

Ref. No.	Part No.	Description	No. Used
17	92-0654	Carrier - Differential	1
18	48-7730	Screw - Cap Hex. Hd.	5
19	92-0651	Case - Transaxle	1
20	92-0808	Shim Set	1
21	92-5180	Plate - Center	1
22	92-0759	Ring - Retaining	1
23	92-0807	Cap - Sealing	1
24	48-7560	Screw - Cap Hex. Hd.	1
25	92-0706	Cap - Fork Shaft	1
26	92-0791	Seal - Oil	1
27	92-0743	Breather - Air	1
28	92-0804	Stud	1
29	92-0790	O-Ring	1
30	92-0655	Cover - Seal	1
31	92-0796	Screw - Cap Hex. Hd.	5
32	42-9850	Washer - Lock	42
33	92-0775	Bearing - Ball	2

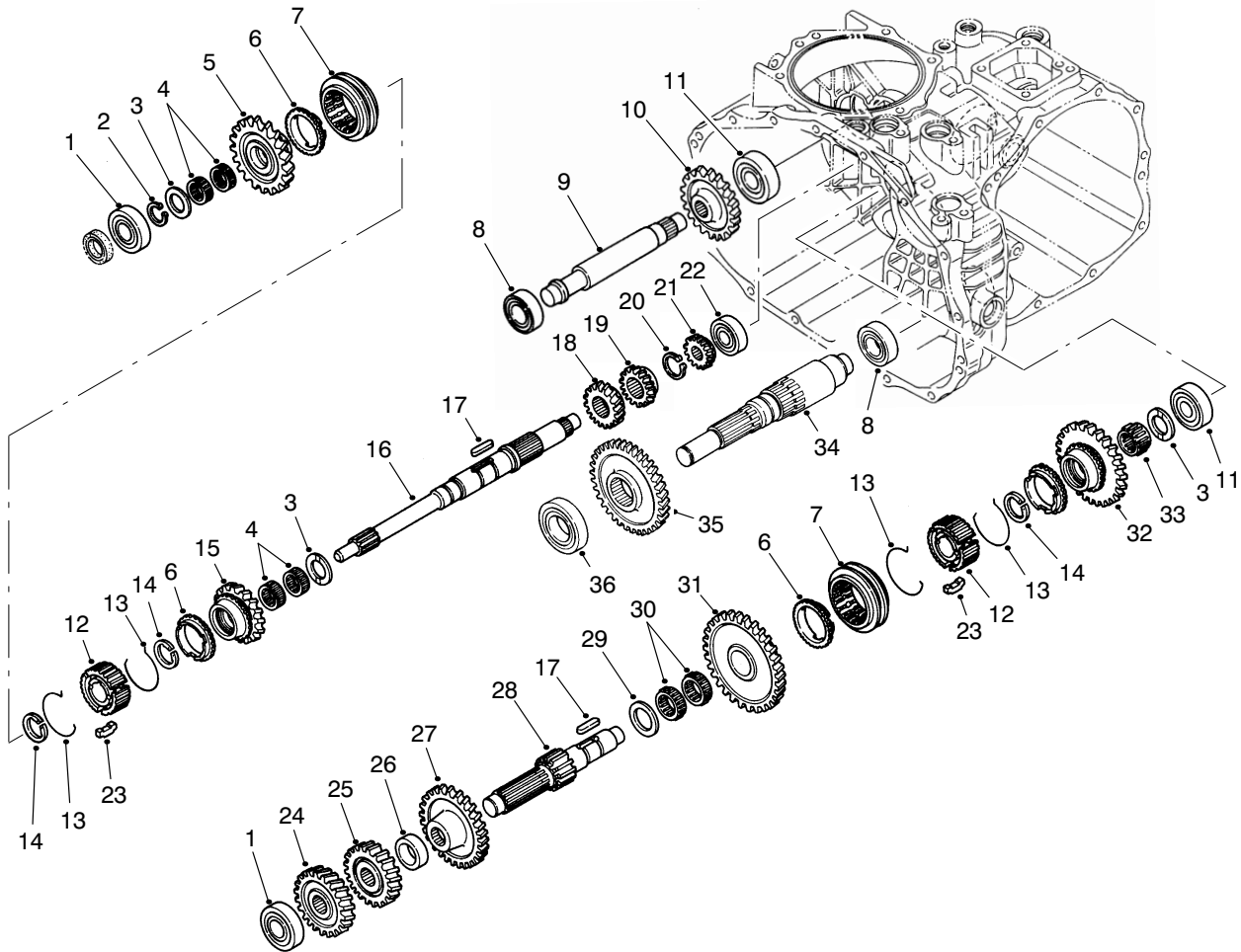


T-2003

## COUNTERSHAFT ASSEMBLY

Ref. No.	Part No.	Description	No. Used
1	92-0712	Bearing - Ball	1
2	92-5186	Gear - 43T	1
3	92-0716	Collar	1
4	92-0783	Sleeve - Inner	1
5	92-0764	Ring - Retaining	3
6	92-0711	Washer - Thrust	2
7	92-0715	Gear - 49T	1
8	92-0718	Shifter - Hi-Lo	1

Ref. No.	Part No.	Description	No. Used
9	92-0719	Collar - Spline	1
10	92-0717	Gear - 71T	1
11	92-0741	Washer - Thrust	1
12	92-0755	Ring - Retaining	1
13	92-0713	Collar	1
14	92-0714	Bearing - Ball	2
15	92-0710	Counter Shaft Assembly (Incl. Ring Gear)	1

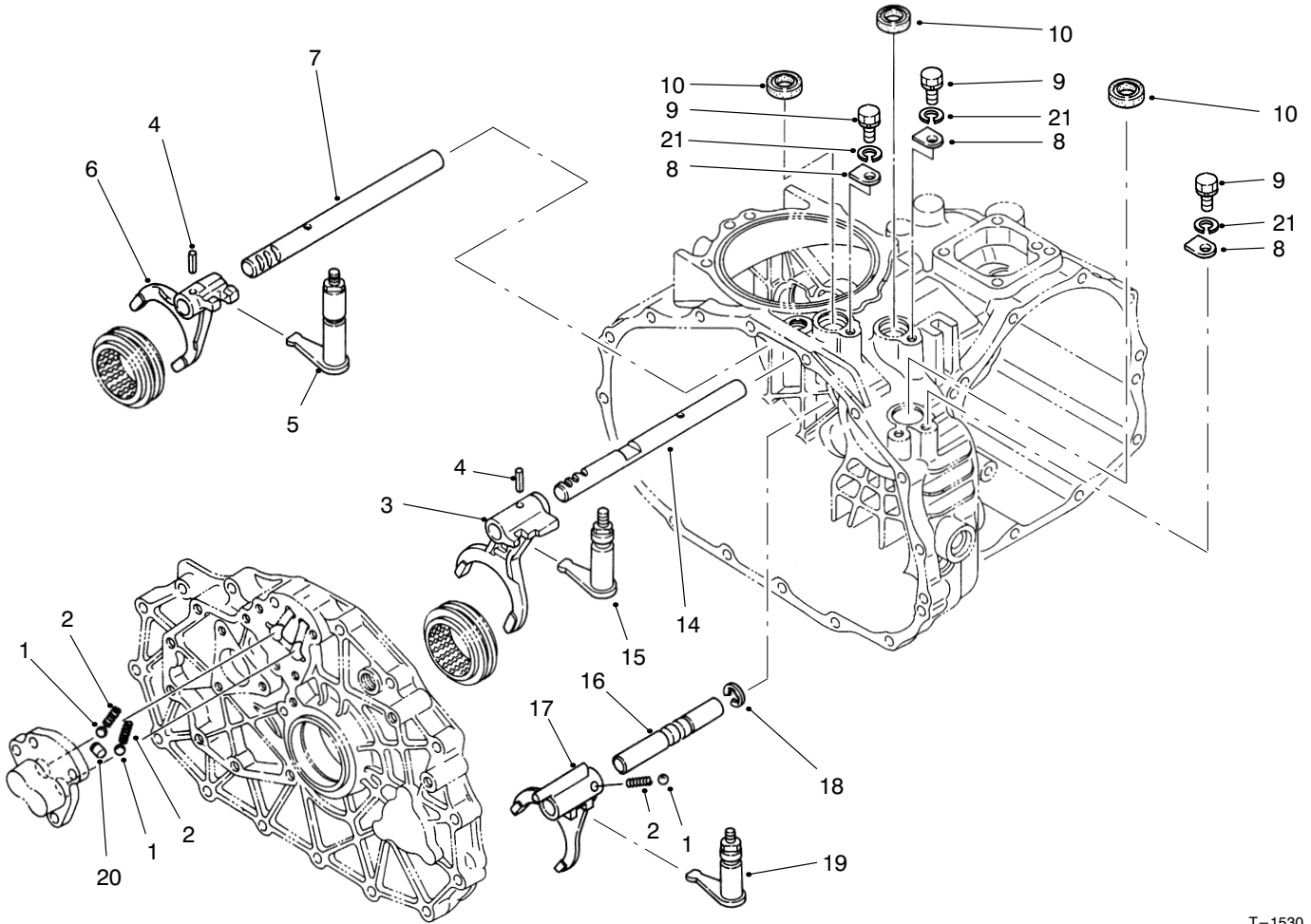


T-2004

## TRANSAXLE GEAR SHAFTS ASSEMBLY

Ref. No.	Part No.	Description	No. Used
1	251-8	Bearing - Ball	2
2	92-0753	Ring - Retaining	1
3	92-0740	Washer - Thrust	3
4	92-0781	Bearing - Needle	4
5	92-0820	Gear - 27T	1
6	92-0667	Ring - Synchro	3
7	92-0668	Shifter - Synchro	2
8	251-346	Bearing - Ball	2
9	92-0824	Shaft - Reverse Idler	1
10	92-0684	Gear - 33T	1
11	92-0778	Bearing - Ball	2
12	92-0664	Hub - Synchro	2
13	92-0666	Spring - Synchro	4
14	92-0763	Ring - Retaining	3
15	92-0821	Gear - 24T	1
16	92-0663	Shaft - Main	1
17	92-0772	Key	2
18	92-0687	Gear - 16T	1

Ref. No.	Part No.	Description	No. Used
19	92-0672	Gear - 18T	1
20	92-0754	Ring - Retaining	1
21	92-0673	Gear - 14T	1
22	92-0650	Bearing - Ball	1
23	92-0665	Key - Synchro	6
24	92-0822	Gear - 28T	1
25	92-0679	Gear - 23T	1
26	92-0680	Collar	1
27	92-0823	Gear - 43T	1
28	92-0674	Shaft - Reduction	1
29	92-0682	Washer - Thrust	1
30	92-0681	Bearing - Needle	2
31	92-0677	Gear - 49T	1
32	92-0819	Gear - 40T	1
33	92-0782	Bearing - Needle	1
34	92-5183	Shaft - Front Drive	1
35	92-5184	Gear - 41T	1
36	92-5185	Bearing - Ball	1

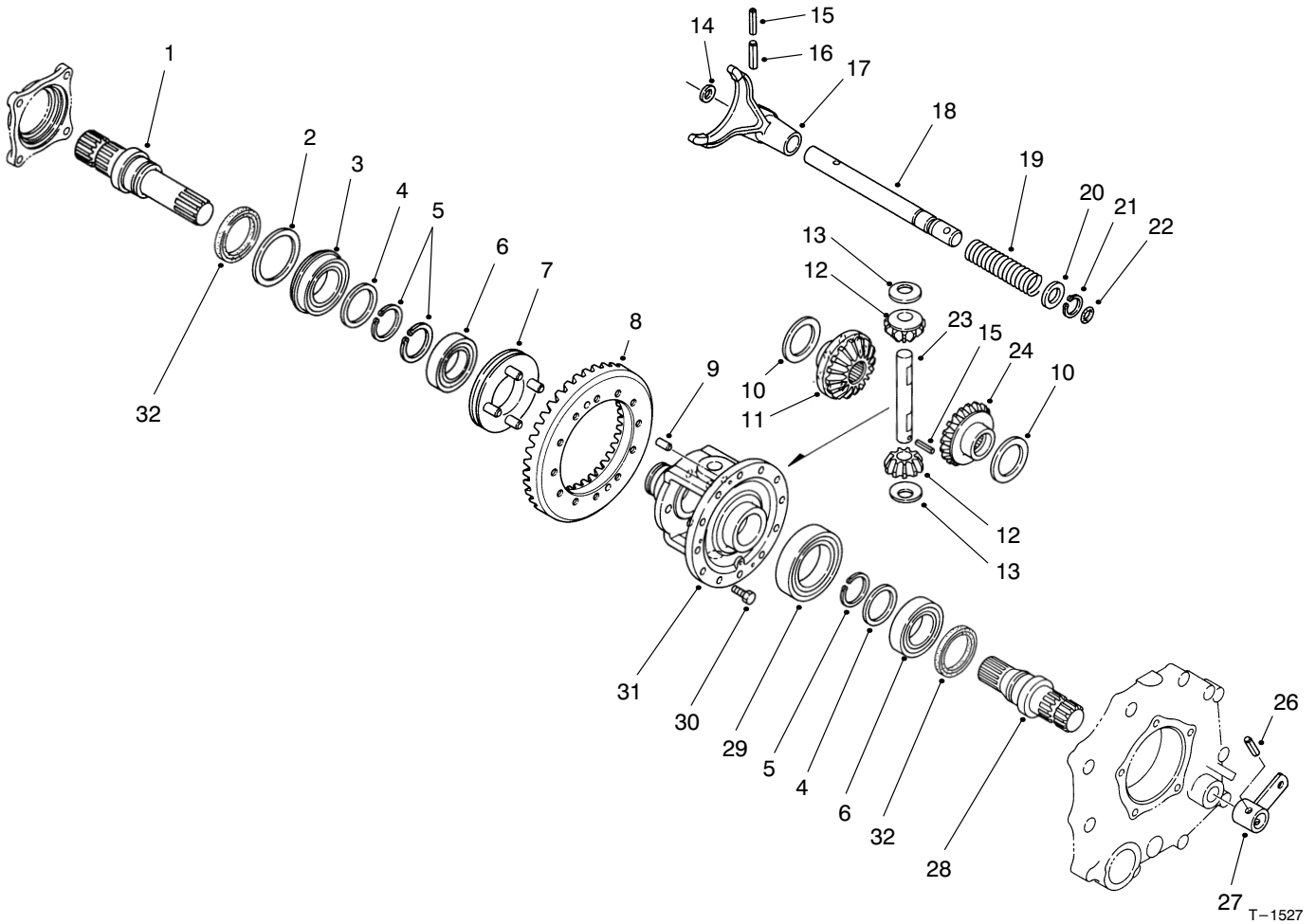


T-1530

## SHIFT FORK ASSEMBLY

Ref. No.	Part No.	Description	No. Used
1	92-0785	Ball	3
2	92-0731	Spring - Compression	3
3	92-0700	Fork - Shift R-1	1
4	92-0769	Pin - Spring	2
5	92-0817	Arm - Shift Fork 2-3	1
6	92-0701	Fork - Shift 2-3	1
7	92-0699	Shaft - Fork 2-3	1
8	92-0732	Plate - Keeper	3
9	48-7700	Screw - Cap Hex. Hd.	3

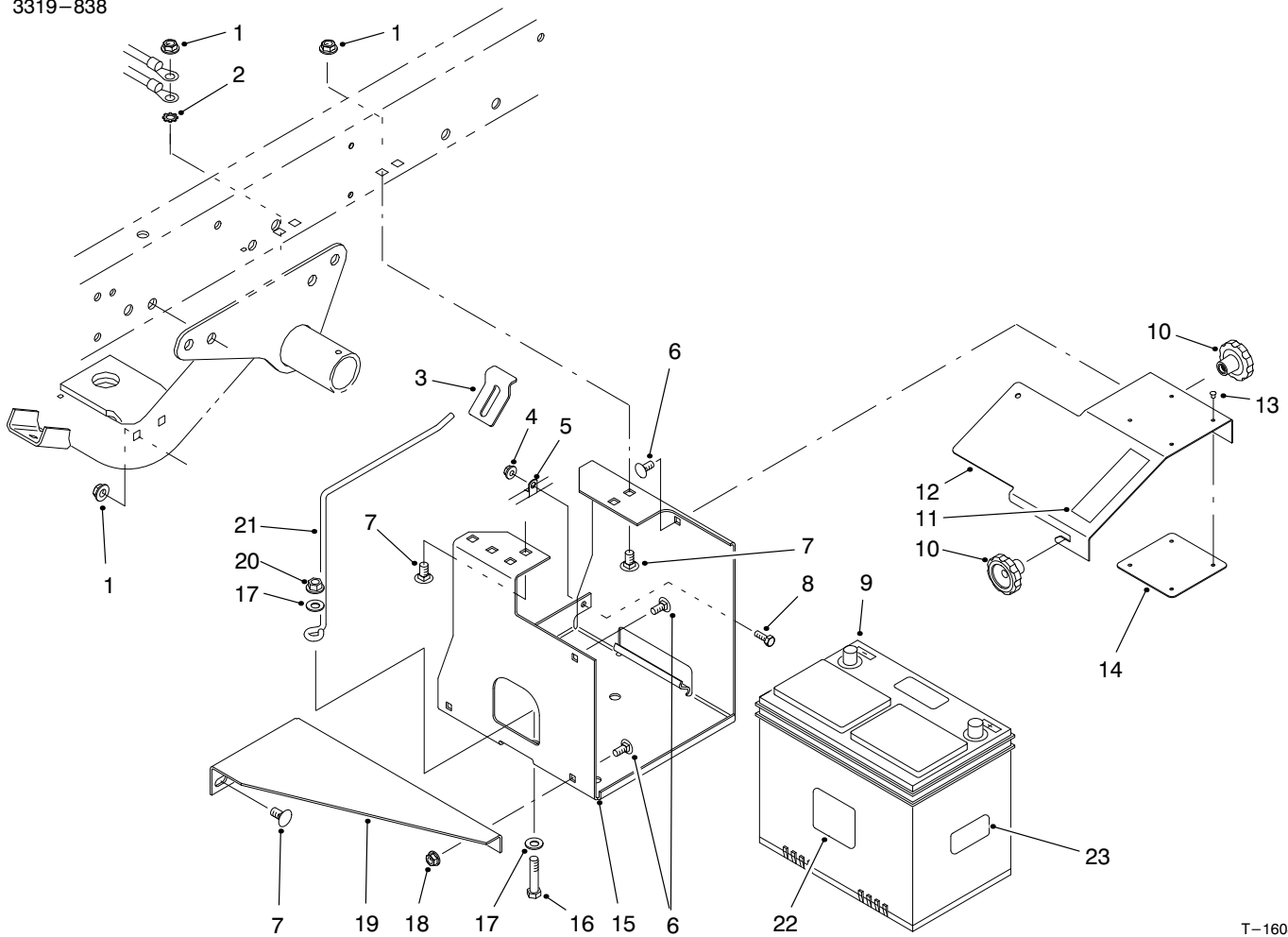
Ref. No.	Part No.	Description	No. Used
10	92-0729	Seal - Oil	3
14	92-0698	Shaft - Fork R-1	1
15	92-0816	Arm - Shift Fork R-1	1
16	92-0708	Shaft - Fork Hi-Lo	1
17	92-0709	Fork - Shift Hi-Lo	1
18	92-0761	Ring - Retaining	1
19	92-0818	Arm - Shift Fork Hi-Lo	1
20	92-0705	Lock - Spindle	1
21	42-9850	Washer - Lock	3



## DIFFERENTIAL GEAR ASSEMBLY

Ref. No.	Part No.	Description	No. Used
1	92-0726	Shaft - Axle R.H.	1
2	92-0728	Washer	1
3	92-0780	Bearing - Ball	1
4	92-0727	Washer	2
5	92-0756	Ring - Retaining	3
6	92-0775	Bearing - Ball	2
7	92-0730	Slider - Differential Lock	1
8	92-0710	Ring Gear Assembly (Incl. Counter Shaft)	1
9	92-0765	Pin - Alignment	2
10	92-0747	Washer - Thrust	2
11	92-0746	Gear - Side R.H.	1
12	92-0748	Gear - Pinion	2
13	92-0750	Washer	2
14	92-0744	Washer	1
15	92-0768	Pin - Spring	2

Ref. No.	Part No.	Description	No. Used
16	92-0771	Pin - Spring	1
17	92-0721	Fork - Differential Lock	1
18	92-0722	Shaft - Lock Fork	1
19	92-0723	Spring - Compression	1
20	92-0733	Washer	1
21	92-0753	Ring - Retaining	1
22	92-0787	O-Ring	1
23	92-0749	Shaft - Pinion	1
24	92-0745	Gear - Side L.H.	1
26	92-0770	Pin - Spring	1
27	92-0724	Arm - Differential Lock	1
28	92-0725	Shaft - Axle L.H.	1
29	92-0776	Bearing - Ball	1
30	92-0803	Screw - Hex. Flange Hd.	12
31	92-0720	Case - Differential	1
32	92-0793	Seal - Oil	2

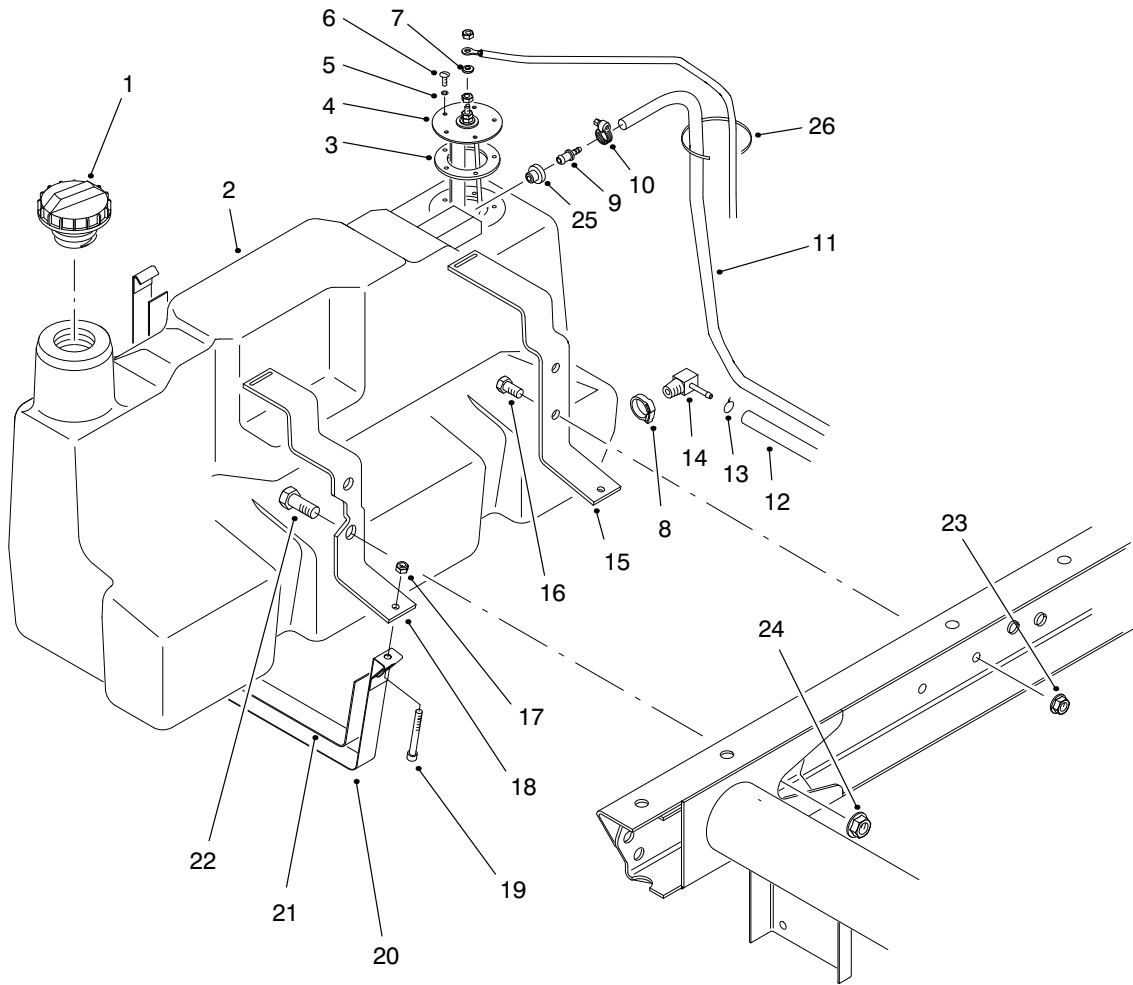


T-1608

## BATTERY MOUNT ASSEMBLY

Ref. No.	Part No.	Description	No. Used
1	3290-357	Nut - Flange Lock	6
2	3255-9	Washer - Lock ETLW	1
3	87-7610	Tab - Battery Support	1
4	32128-33	Nut - Flange Lock	1
5	2412-89	Clamp - R	1
6	3230-23	Bolt - Carriage	4
7	3231-21	Bolt - Carriage	6
8	321-4	Screw - Cap Hex. Hd.	1
9	55-7291	Battery	1
10	19-4050	Knob	2
11	36-3400	Decal - No Step	1

Ref. No.	Part No.	Description	No. Used
11	84-2780	Decal - No Step (Japan)	1
12	87-5130	Cover - Battery Base	1
13	3296-27	Rivet - Plastic	4
14	87-7620	Shield - Plastic	1
15	87-5120	Bracket - Battery Base	1
16	323-9	Screw - Cap Hex. Hd.	1
17	3256-24	Washer - Flat	2
18	32128-20	Nut - Flange Lock	2
19	87-5110	Support - Lower	1
20	3296-39	Nut - Flange Lock	1
21	87-7600	Rod - Battery Support	1

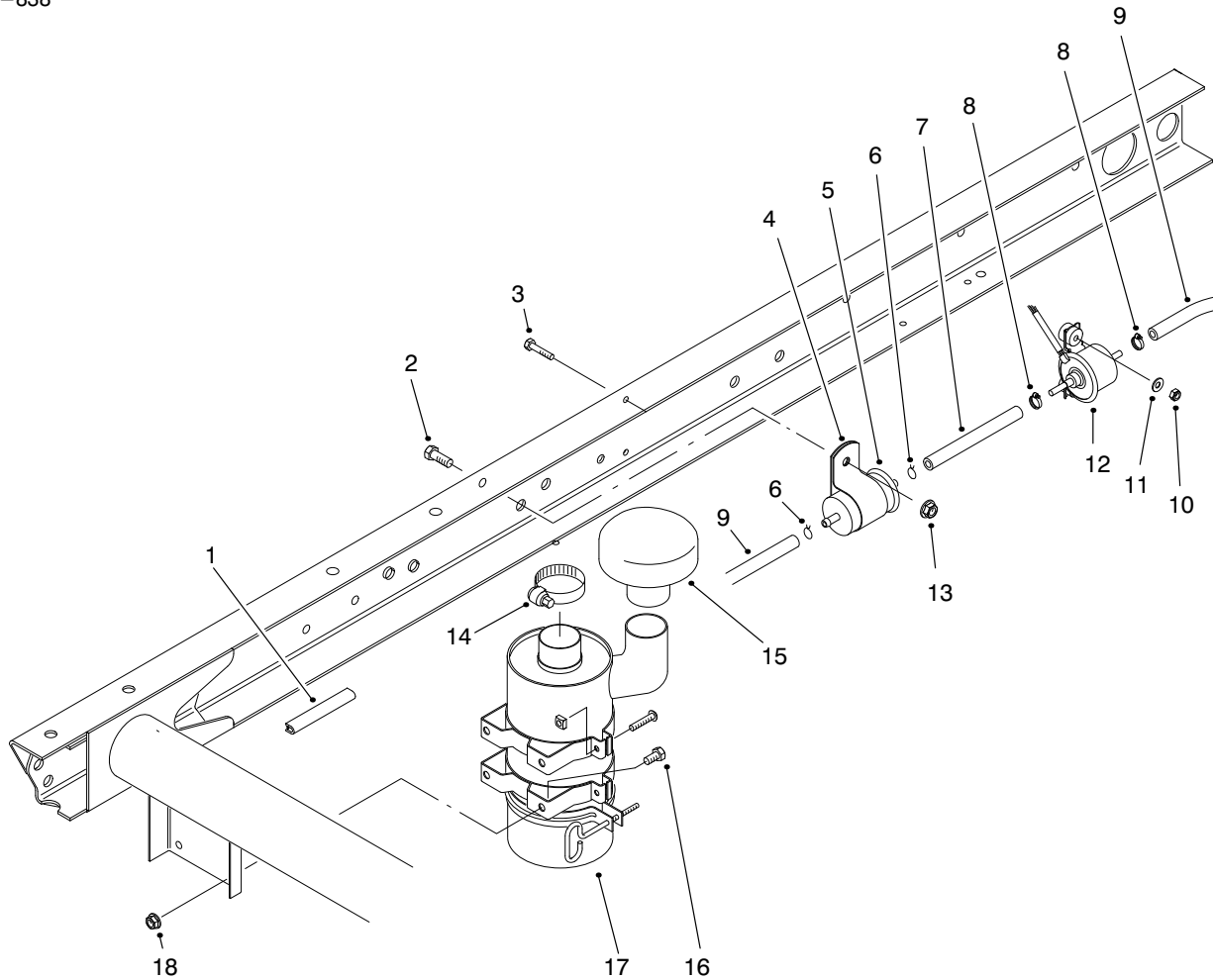


T-1609-1

## FUEL TANK ASSEMBLY

Ref. No.	Part No.	Description	No. Used	Ref. No.	Part No.	Description	No. Used
1	93-3101	Cap - Fuel	1	14	353-781	Fitting - Fuel 90°	1
2	98-2915	Asm - Fuel Tank (Incl. Ref. #8, 9, 14 & 25)	1	15	87-3140	Support - Rear	1
3	62-7650	Gasket - Sending Unit	1	16	323-4	Screw - HH	2
4	63-7640	Unit - Sending	1	17	3296-42	Nut - Lock	2
5	3253-15	Washer - Lock	5	18	87-3150	Support - Front	1
6	32122-24	Screw - RH	5	19	3274-54	Screw - HSH	2
7	5-3637	Washer - Flat	1	20	87-3160	Strap - Tank Support	2
8	2412-36	Clamp	1	21	87-3170	Pad - Tank Support Strap	2
9	98-2952	Fitting - Fuel Straight	1	22	3234-38	Screw - HH	2
10	2412-108	Clamp - Hose	1	23	3290-357	Nut - Flange	2
11	93-2298	Hose - Fuel	1	24	32128-23	Nut - Flange	2
12	63-9640	Hose - Fuel	2	25	46-6560	Bushing	1
13	92-2379	Clamp - Hose	1	26	3290-378	Tie - Cable	1

\*Not Illustrated

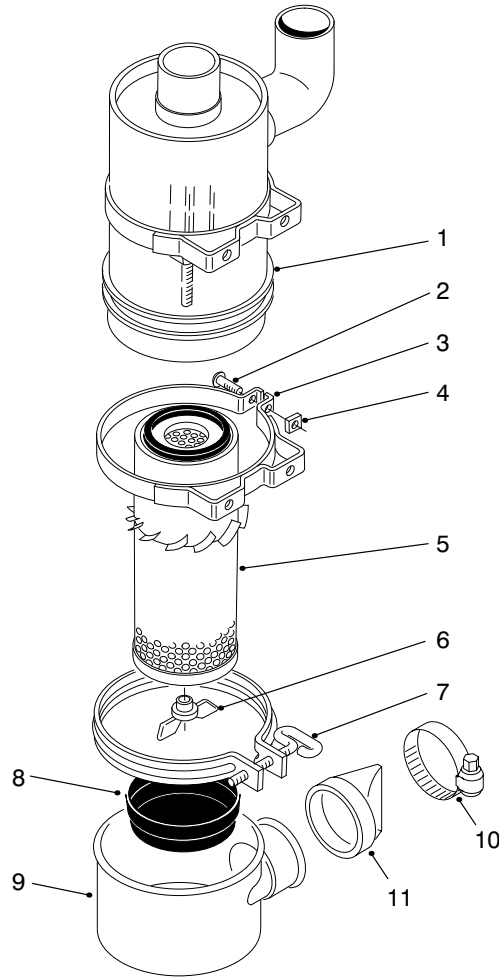


T-1738

## AIR CLEANER & FUEL SUPPLY ASSEMBLY

Ref. No.	Part No.	Description	No. Used
1	43-4300	Trim	1
2	323-6	Screw - Cap Hex. Hd.	1
3	48-7650	Screw - Cap Hex. Hd.	2
4	2412-96	Clamp - R	1
5	18-1520	Filter - Fuel	1
6	92-2379	Clamp - Hose	2
7	71-2690	Hose - Fuel	1
8	2412-108	Clamp - Hose	2
9	47-2964	Hose - Fuel	1

Ref. No.	Part No.	Description	No. Used
10	49-7810	Nut - Lock	2
11	3256-67	Washer - Flat	2
12	92-2007	Pump - Fuel	1
13	3290-357	Nut - Flange	1
14	2412-92	Clamp - Hose	1
15	46-7510	Hood - Air Inlet	1
16	322-2	Screw - Cap Hex. Hd.	4
17	94-5235	Air Cleaner Assembly	1
18	32128-20	Nut - Flange	4

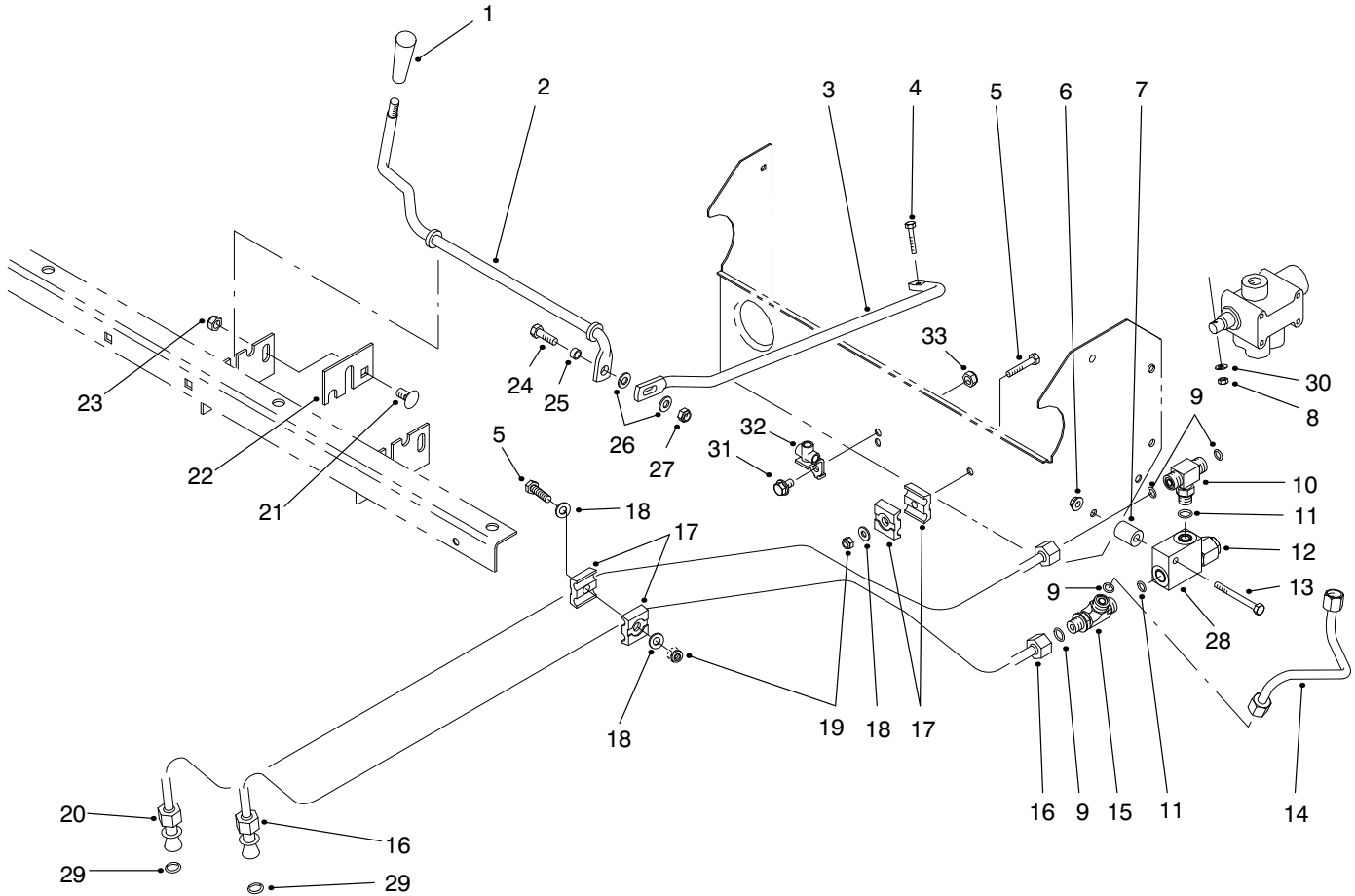


T-2507-3

### AIR CLEANER ASSEMBLY

Ref. No.	Part No.	Description	No. Used	Ref. No.	Part No.	Description	No. Used
1		Body	1	7	33-1340	Clamp Assembly	1
2	3258-19	Screw - Round Head	2	8	33-1310	Baffle	1
3	33-1350	Band Assembly (Incl. Ref. #2 & 4)	2	9	87-9390	Cup	1
4	32107-11	Nut - Square	2	10	2412-130	Clamp - Hose	1
5	33-1300	Assembly - Element	1	11	87-9400	Valve	1
6	33-1330	Assembly - Nut	1	*	94-5235	Air Cleaner (Complete) (Incl. Ref. #1 & 5-11)	1

\*Not Illustrated



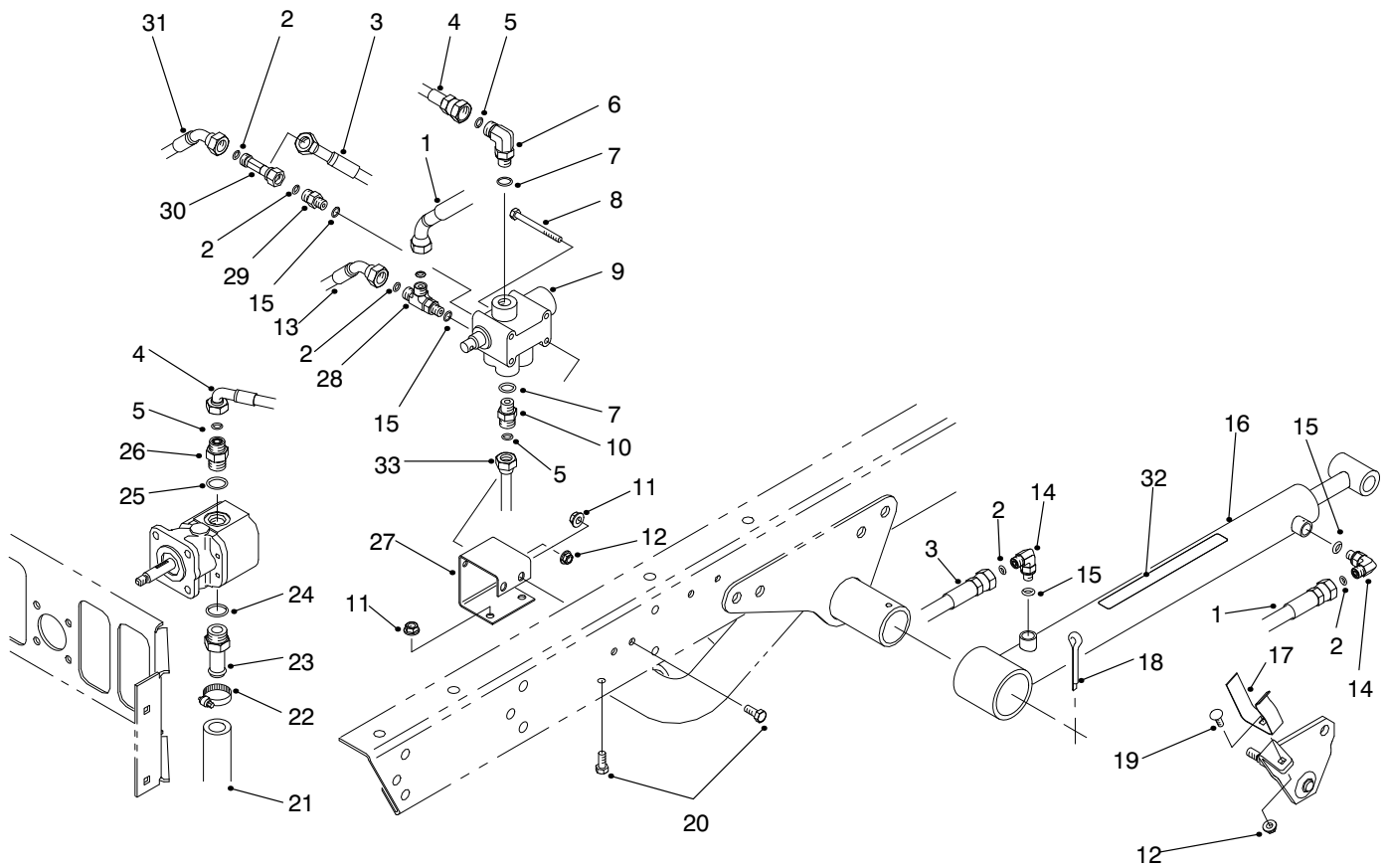
T-1610

## LIFT VALVE LINKAGE ASSEMBLY

Ref. No.	Part No.	Description	No. Used
1	233-39	Knob	1
2	87-4500	Rod - Pivot	1
3	87-4510	Rod - Connecting	1
4	87-5150	Screw - Cap Hex. Hd.	1
5	321-9	Screw - Cap Hex. Hd.	2
6	32128-33	Nut - Flange Lock	1
7	75-9610	Spacer	1
8	87-5140	Nut - Lock	1
9	237-22	Seal - O-Ring	4
10	340-94	Fitting - Hydraulic Tee (Incl. Ref. #9 & 11)	1
11	237-42	Seal - O-Ring	2
12	92-2160	Cartridge - Relief Valve	1
13	321-15	Screw - Cap Hex. Hd.	1
14	87-4560	Tube - Hydraulic	1
15	340-86	Fitting - Hydraulic Tee (Incl. Ref. #9 & 11)	1
16	93-7092	Hydraulic Tube Assembly (Incl. Ref. #29)	1
17	56-7973	Clamp - Hydraulic Tube	4

Ref. No.	Part No.	Description	No. Used
18	3256-22	Washer - Flat	3
19	3296-42	Nut - Lock	2
20	93-7093	Hydraulic Tube Assembly (Incl. Ref. #29)	1
21	3231-21	Bolt - Carriage	1
22	87-4490	Bracket - Hold-Down	1
23	3296-39	Nut - Lock	1
24	322-5	Screw - Cap Hex. Hd.	1
25	87-5080	Spacer - Connecting	1
26	3256-23	Washer - Flat	2
27	3296-29	Nut - Lock	1
28	92-2161	Body - Relief Valve	1
29	39-7310	Seal - O-Ring	2
30	3256-14	Washer - Flat	1
31	322-2	Screw - Cap Hex. Hd.	1
32	87-3560	Tee - Brake Line	1
33	32128-20	Nut - Lock	1
*	87-3680	Assembly - Relief Valve (Incl. Ref. #12 & 28)	1

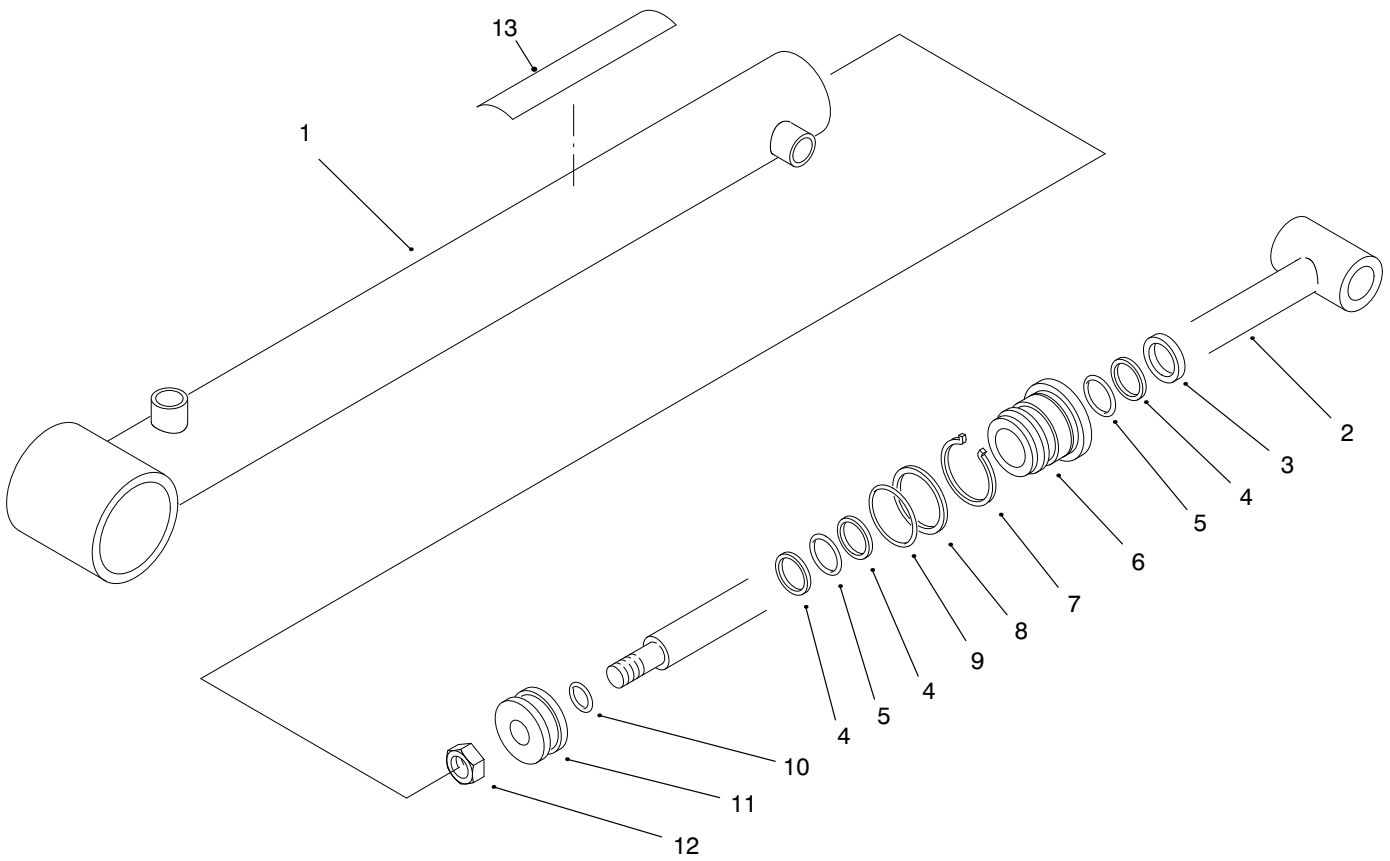
\*Not Illustrated



T-1611

## LIFT VALVE & CYLINDER ASSEMBLY

Ref. No.	Part No.	Description	No. Used	Ref. No.	Part No.	Description	No. Used
1	92-2697	Hose - Hydraulic	1	19	3229-25	Screw - Carriage	2
2	237-21	Seal - O-Ring	6	20	322-3	Screw - Cap Hex. Hd.	4
3	87-4880	Hose - Hydraulic	1	21	87-3670	Hose - Hydraulic	1
4	87-4870	Hose - Hydraulic	1	22	2412-34	Clamp	1
5	237-22	Seal - O-Ring	3	23	354-136	Fitting - Hydraulic Straight (Incl. Ref. #24)	1
6	340-77	Fitting - Hydraulic 90° (Incl. Ref. #5 & 7)	1	24	237-80	Seal - O-Ring	1
7	237-42	Seal - O-Ring	2	25	237-79	Seal - O-Ring	1
8	321-14	Screw - Cap Hex. Hd.	2	26	340-3	Fitting - Hydraulic Straight (Incl. Ref. #5 & 25)	1
9	43-1950	Valve	1	27	87-4520	Bracket - Dump Valve	1
10	340-2	Fitting - Straight	1	28	340-140	Fitting - Hydraulic Tee (Incl. Ref. #2 & 15)	1
11	32128-20	Nut - Flange Head	4	29	340-92	Fitting - Hydraulic Straight (Incl. Ref. #2 & 15)	1
12	32128-33	Nut - Flange Head	2	30	340-151	Fitting - Hydraulic Tee (Incl. Ref. #2)	1
13	87-4910	Hose - Hydraulic	1	31	87-4900	Hose - Hydraulic	1
14	340-132	Fitting - Hydraulic 90° (Incl. Ref. #2 & 15)	4	32	87-7930	Decal - Warning	2
15	237-78	Seal - O-Ring	4	32	92-6415	Decal - Warning (Japan)	2
16	94-5203	Hydraulic Cylinder Assy. (Incl. Ref. #32)	2	33	87-4560	Tube - Hydraulic	1
17	87-3720	Retainer - Cylinder	2				
18	3272-37	Pin - Cotter	2				



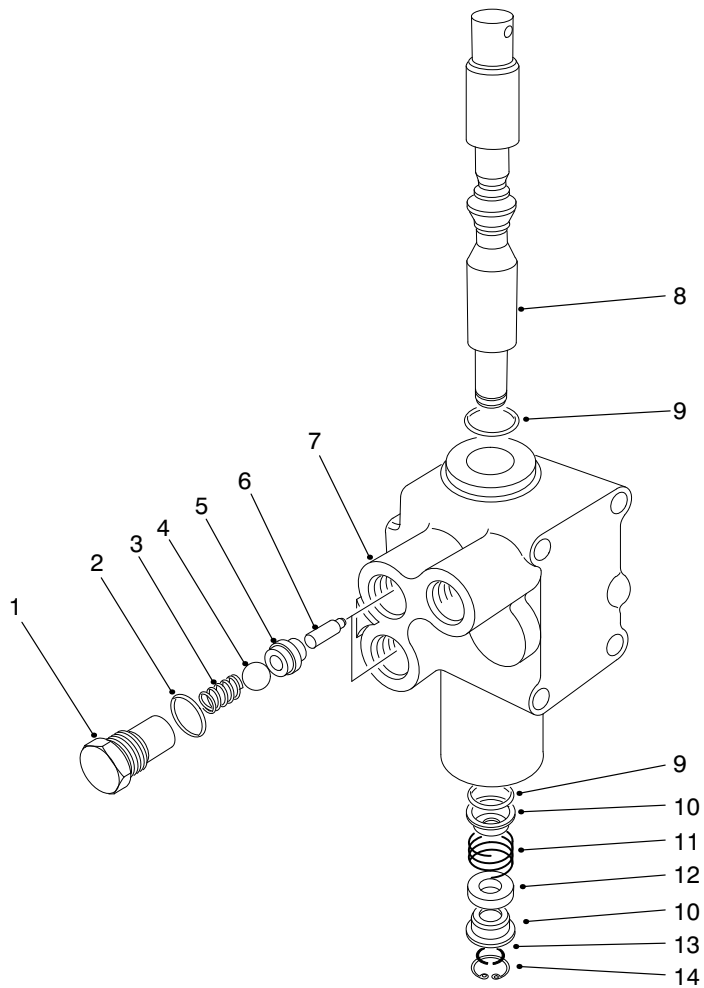
T-2342-1

## LIFT CYLINDER NO. 94-5203

Ref. No.	Part No.	Description	No. Used
1	94-5206	Barrel Assembly	1
2	94-5207	Shaft	1
3		Seal - Dust	1
4		Backup	3
5		Seal - O-Ring	2
6	92-2162	Head	1
7	84-1680	Ring - Retaining	1
8		Backup	1

Ref. No.	Part No.	Description	No. Used
9		Seal - O-Ring	1
10		Seal - O-Ring	1
11	43-5150	Piston	1
12	32152-10	Nut	1
13	87-7930	Decal - Warning	1
13	92-6415	Decal - Warning (Japan)	1
*	92-2165	Kit - Repair (Incl. Ref. #3-5 & 8-10)	1

\*Not Illustrated

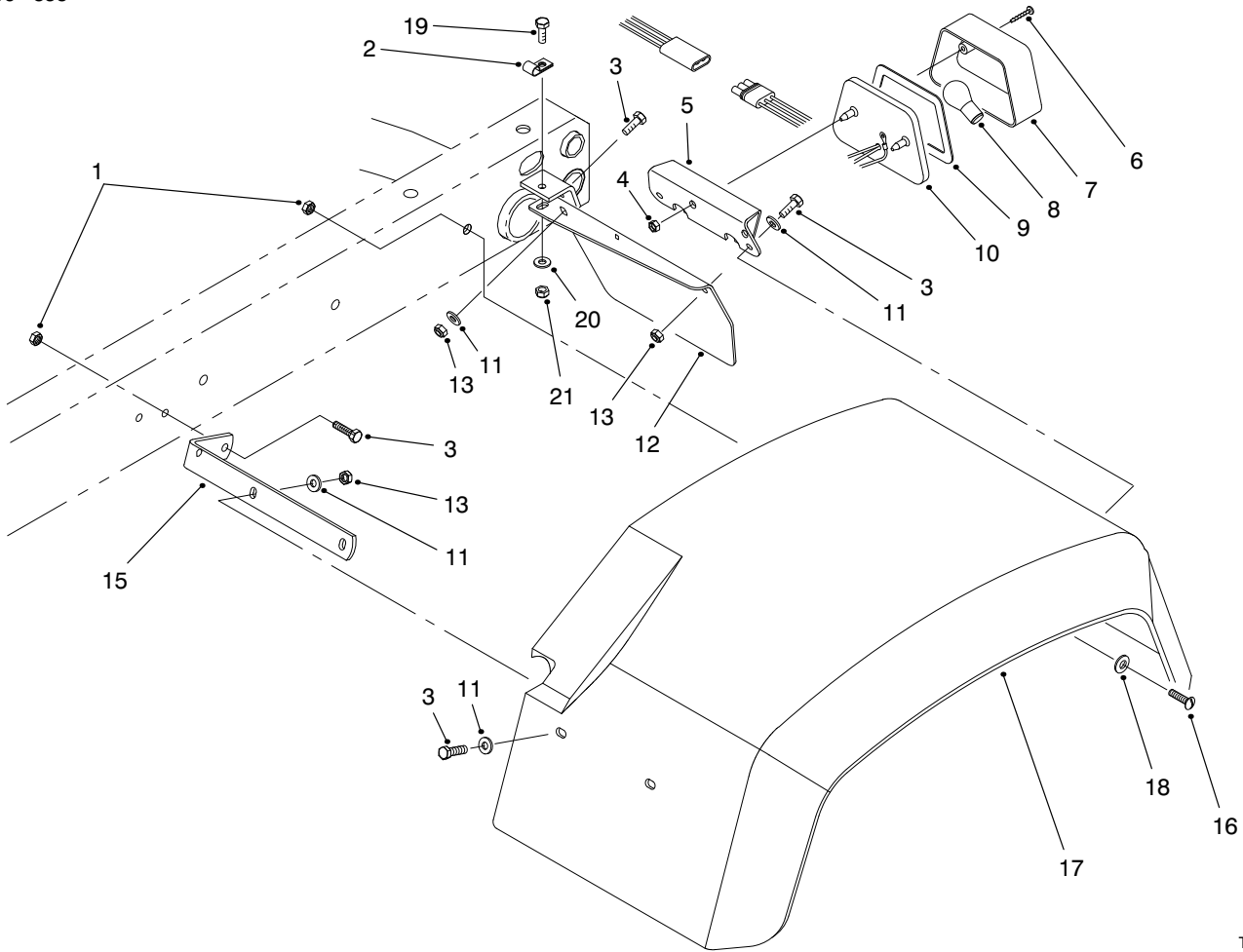


T-0280-3

## CONTROL VALVE ASSEMBLY NO. 43-1950

Ref. No.	Part No.	Description	No. Used
1	22-8330	Plug	2
2	237-42	O-Ring	2
3	22-8340	Spring	2
4	22-8350	Ball	2
5	22-8370	Seat-Check Valve	2
6	22-8360	Pin - Cam	2
7		Body	1

Ref. No.	Part No.	Description	No. Used
8	22-8420	Spool	1
9	22-8500	O-Ring	2
10	22-8380	Retainer - Spring	2
11	22-8410	Spring	1
12	23-3030	Spacer	1
13	22-8480	Ring - Retaining, Spool	1
14	22-8490	Ring - Retaining	1



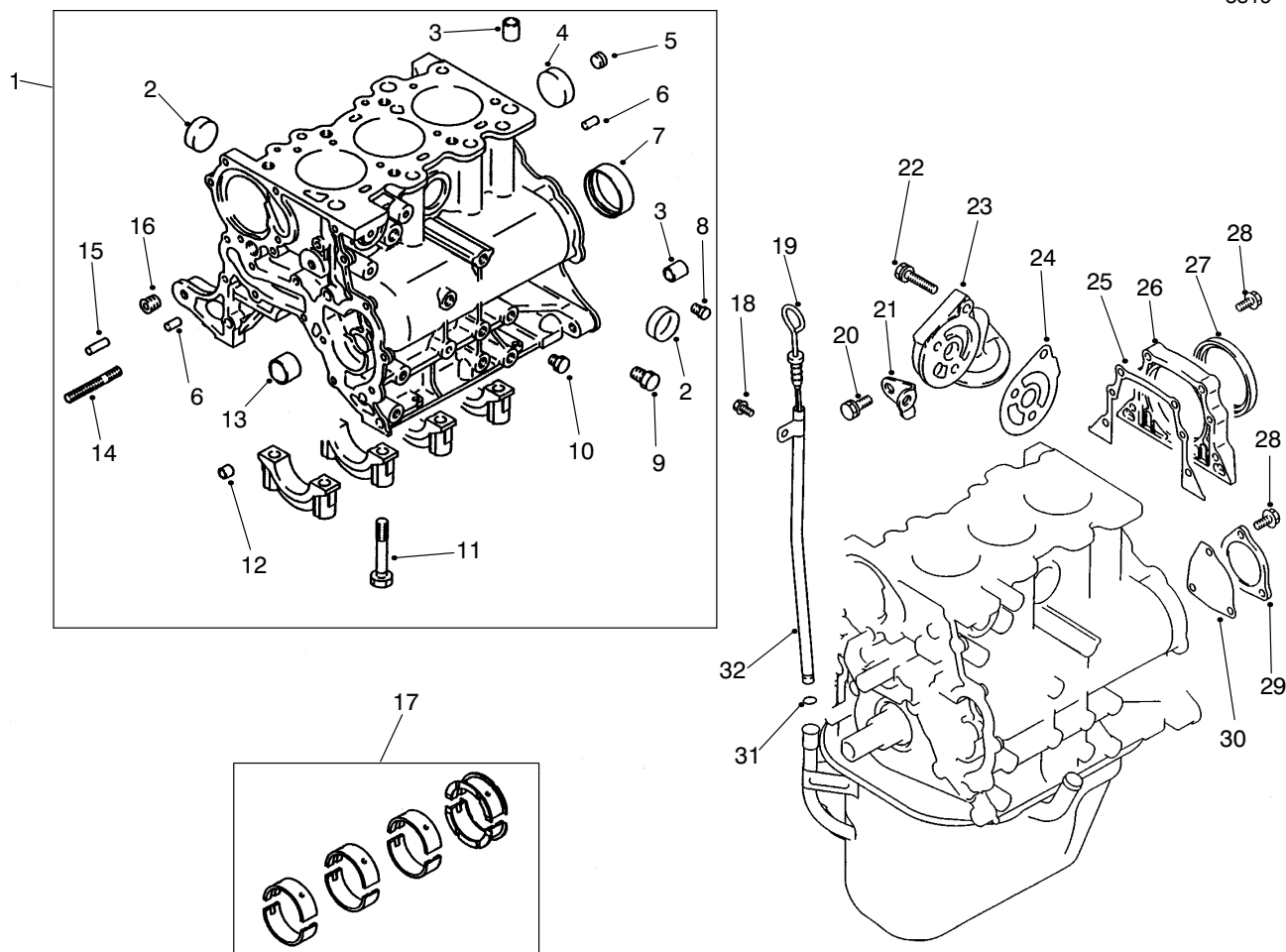
T-1613

## REAR FENDER & TAIL LIGHT ASSEMBLY

Ref. No.	Part No.	Description	No. Used
1	3296-39	Nut - Lock	6
2	2412-93	Clamp - R	1
3	321-6	Screw - Cap Hex. Hd.	16
4	3290-506	Palnut	2
5	87-5770	U-Bracket - Tail Light	1
6	32144-93	Screw - Self Tapping	2
7	87-6300	Lens	1
8		Bulb (#1157 Std. 12 Volt)	1
9	87-6310	Gasket	1
10	87-2110	Tail Light Assembly (Incl. Ref. #6-9)	1

Ref. No.	Part No.	Description	No. Used
11	3256-22	Washer - Flat	19
12	93-8943	Plate - Tail Light LH	1
*	93-8944	Plate - Tail Light RH	1
13	3296-42	Nut - Lock	12
15	93-8941	Bracket - Front LH	1
*	93-8942	Bracket - Front RH	1
16	3274-94	Screw - Socket Button Hd.	6
17	87-6660	Fender - Rear 24"	2
18	3256-24	Washer - Flat	6
19	322-5	Screw - Cap Hex. Hd.	4
20	3256-23	Washer - Flat	4
21	3296-29	Nut - Lock	4

\*Not Illustrated

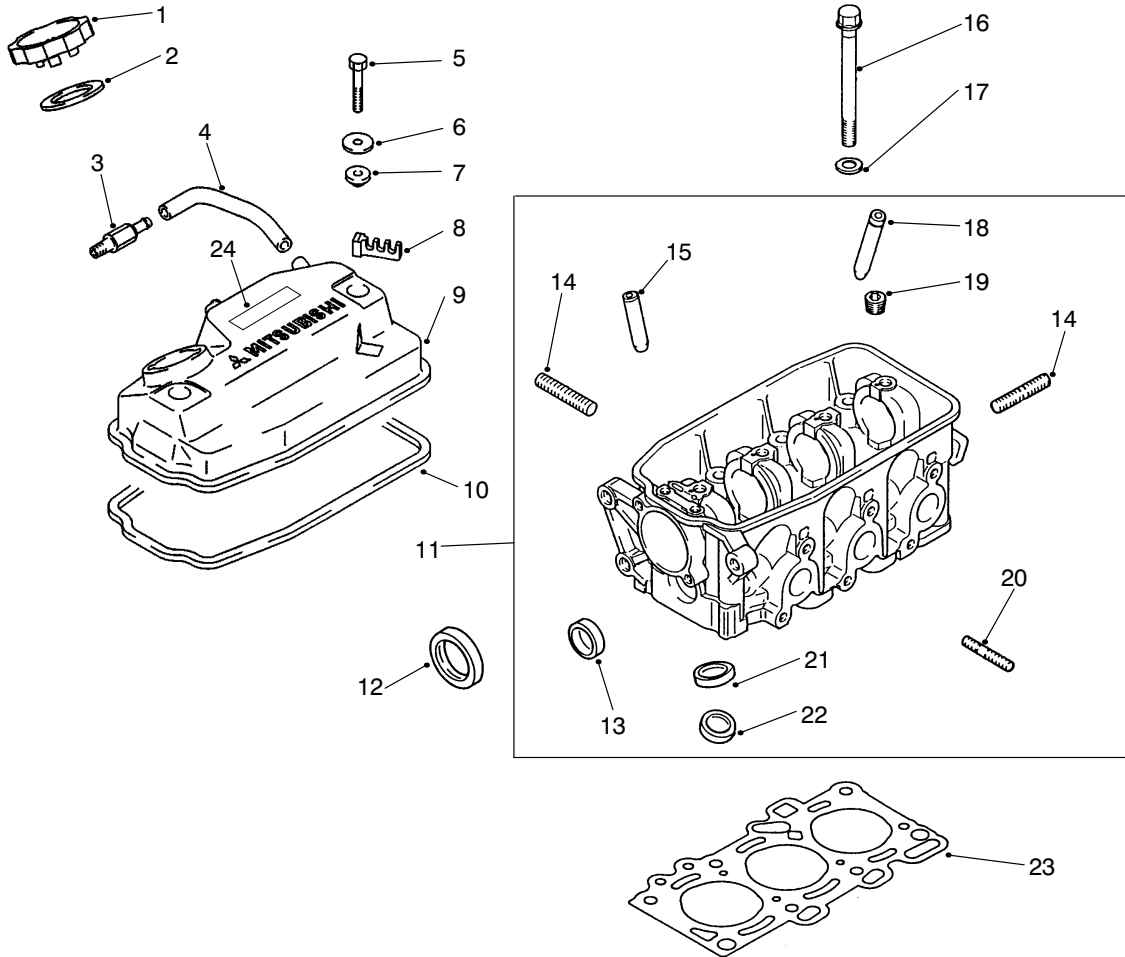


T-1631-1

## CYLINDER BLOCK ASSEMBLY

Ref. No.	Part No.	Description	No. Used
1	92-2006	Assembly - Crankcase (Incl. Ref. #2-16)	1
2	92-2151	Cap - Sealing	3
3	92-2152	Bushing	4
4	92-1994	Cap - Sealing	1
5	92-1935	Plug - Taper	1
6	92-2148	Pin - Dowel	2
7	92-1982	Bearing - Ring	1
8	92-1902	Plug - Taper	1
9	56-0100	Plug - Taper	1
10	92-1910	Plug - Taper	1
11	67-2250	Bolt	8
12	67-2360	Bushing	4
13	92-1981	Bearing - Front	1
14	92-5107	Stud	1
15	92-1958	Pin - Dowel	1
16	67-2390	Plug - Taper	1

Ref. No.	Part No.	Description	No. Used
17	92-1956	Bearing - Set, Main	1
18	92-5112	Bolt - Flange Head	1
19	92-5110	Gauge - Oil Level	1
20	92-2144	Bolt	2
21	92-5109	Stay - Oil Filter	1
22	92-2143	Bolt	3
23	92-2012	Bracket - Oil Filter	1
24	92-5108	Gasket - Bracket	1
25	92-1987	Gasket	1
26	92-2045	Housing - Seal, Oil	1
27	92-1952	Seal - Oil	1
28	92-2131	Bolt - Flange Head	7
29	92-1945	Cover - Rear	1
30	92-1991	Gasket	1
31	92-1925	O-Ring	1
32	92-5111	Guide - Oil Level Gauge	1



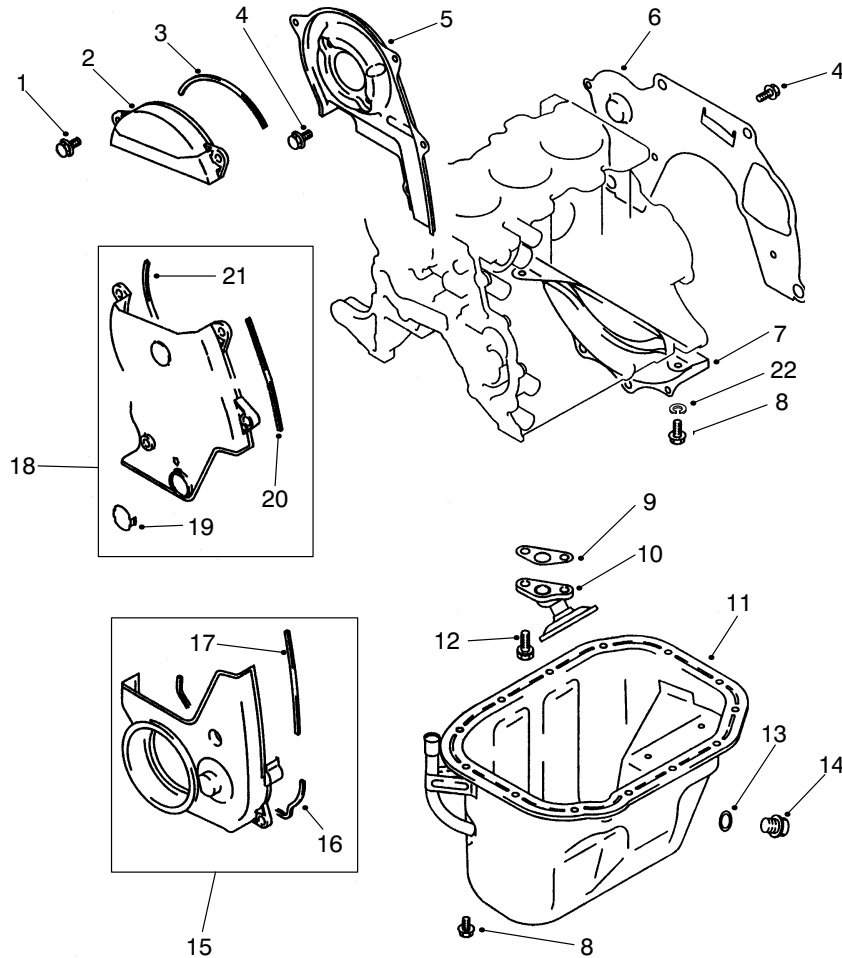
T-1630-2

## ROCKER COVER & CYLINDER HEAD ASSEMBLY

Ref. No.	Part No.	Description	No. Used
1	92-1975	Cap - Oil (Incl. Ref. #2)	1
2	92-1943	Packing	1
3	92-2050	PCV Valve	1
4	92-2026	Hose - PCV Valve	1
5	92-2128	Bolt - Cover	2
6	92-2063	Washer	2
7	92-1929	Seal - Oil	2
8	92-1915	Clamp - Cable	1
9	94-5295	Assembly - Cover (Incl. Ref. #8, 10 & 24)	1
10	92-1944	Gasket - Cover, Rocker	1
11	92-2034	Head - Cylinder (Incl. Ref. #13-15 & 18-22)	1
12	92-2021	Seal - Oil	1
13	92-2151	Cap - Sealing	1
14	42-9560	Stud	3
15	92-1926	Guide - Intake Valve (.05 mm OS)	3
*	92-5103	Guide - Intake Valve (.25 mm OS)	3
*	92-5104	Guide - Intake Valve (.50 mm OS)	3

Ref. No.	Part No.	Description	No. Used
16	92-1971	Bolt	8
17	92-1903	Washer	8
18	92-1911	Guide - Exhaust Valve (.05 mm OS)	1
*	92-5105	Guide - Exhaust Valve (.25 mm OS)	1
*	92-5106	Guide - Exhaust Valve (.50 mm OS)	1
19	92-1916	Plug - Taper	1
20	92-1905	Stud	6
21	92-1959	Seat - Intake Valve (.30 mm OS)	3
*	92-5102	Seat - Intake Valve (.60 mm OS)	3
22	92-1976	Seat - Exhaust Valve (.30 mm OS)	3
*	92-5101	Seat - Exhaust Valve (.60 mm OS)	3
23	92-1997	Gasket - Cylinder	1
24	94-5296	Label - Emission	1

\*Not Illustrated

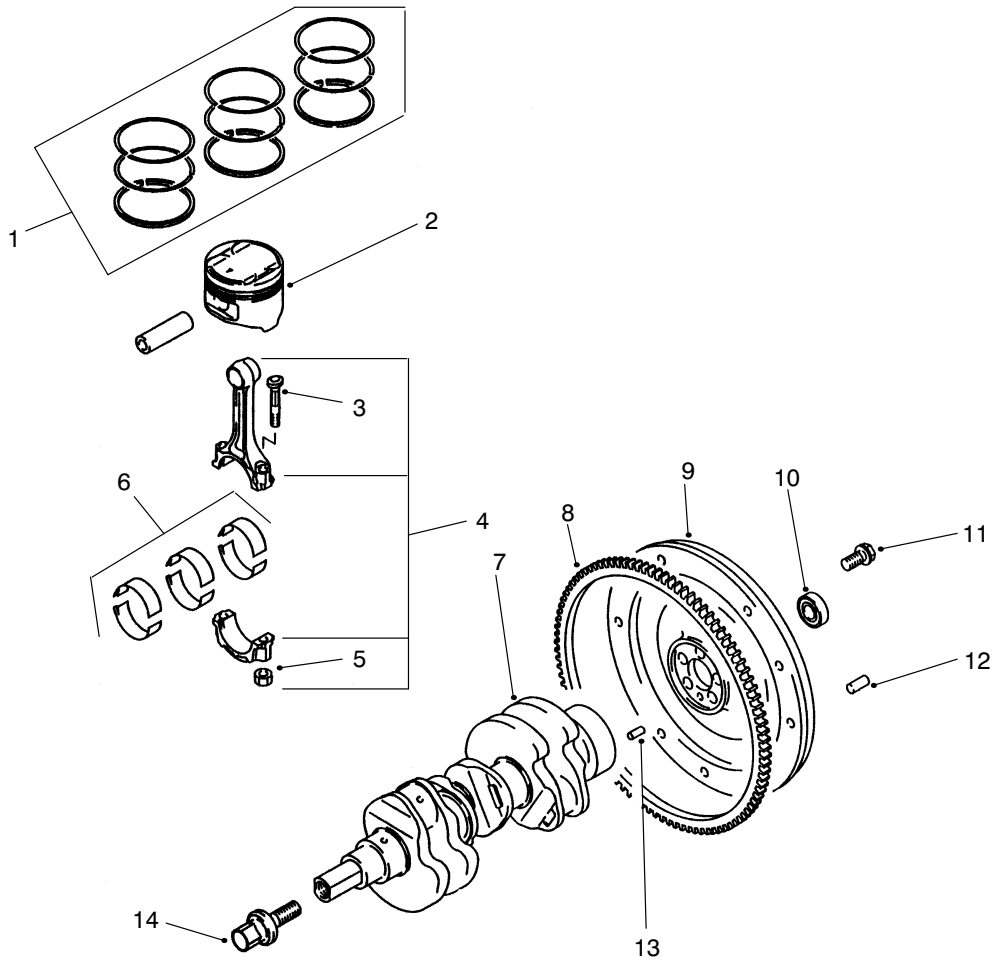


T-1632-1

## COVERS & OIL PAN ASSEMBLY

Ref. No.	Part No.	Description	No. Used
1	92-5113	Bolt - Flange Head	3
2	92-1965	Assembly - Cover (Incl. Ref.#3)	1
3	92-1962	Gasket	1
4	92-2131	Bolt - Flange Head	2
5	92-2035	Cover - Front	1
6	92-1937	Plate - Rear	1
7	92-1938	Cover - Bell Housing	1
8	48-7610	Bolt - Hex. Head	2
9	92-1988	Gasket - Oil	1
10	92-2019	Strainer - Oil	1
11	92-2053	Assembly - Oil Pan (Incl. Ref.#13-14)	1

Ref. No.	Part No.	Description	No. Used
12	92-2137	Bolt/washer	2
13	92-1921	Gasket - Oil	1
14	92-1920	Plug - Oil	1
15	92-1967	Assembly - Cover (Incl. Ref. #16-17)	1
16	92-1939	Gasket	1
17	92-1940	Gasket	1
18	92-1996	Assembly - Cover, Front (Incl. Ref.#19-21)	1
19	92-1907	Cover - Access	1
20	92-1962	Gasket	1
21	92-1966	Gasket	1
22	3253-3	Washer - Lock	2



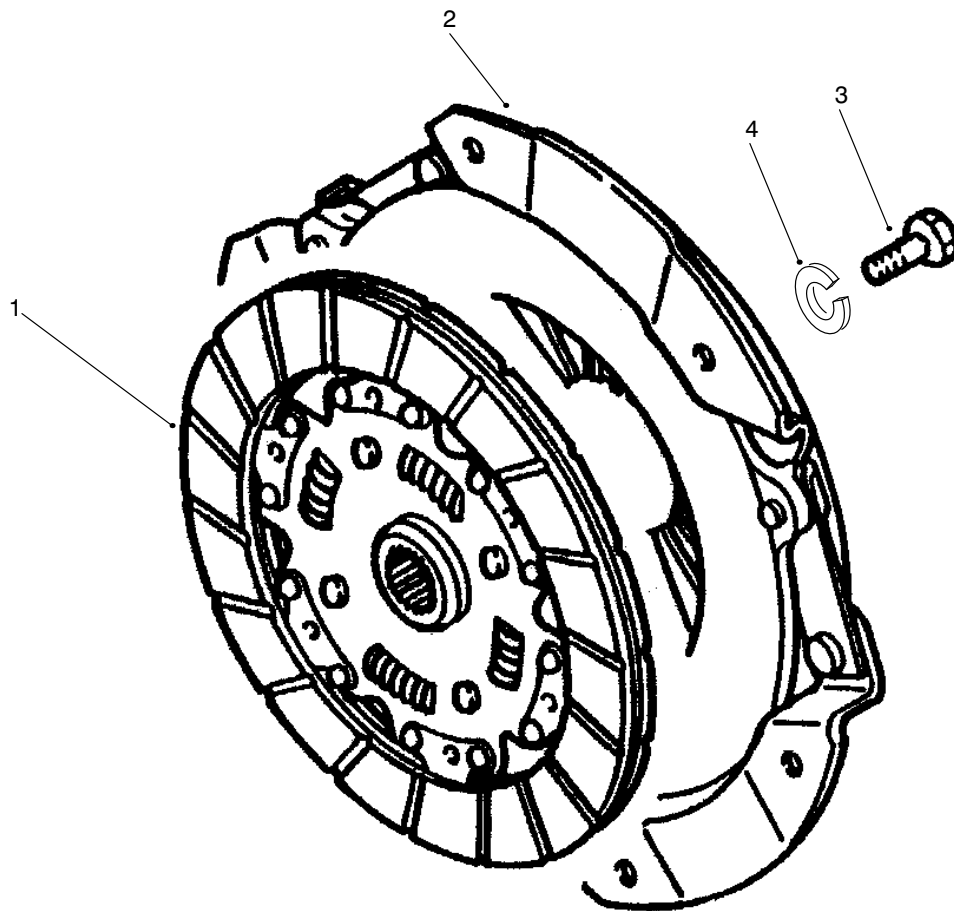
T-1633-1

## PISTON & CRANKSHAFT ASSEMBLY

Ref. No.	Part No.	Description	No. Used
1	92-2014	Piston Ring Set (Std.)	1
*	92-5118	Piston Ring Set (.25 mm OS)	1
*	92-2015	Piston Ring Set (.50 mm OS)	1
*	92-5120	Piston Ring Set (.75 mm OS)	1
*	92-5121	Piston Ring Set (1.00 mm OS)	1
2	92-2005	Piston & Pin (Std.)	3
*	92-2013	Piston & Pin (.50 mm OS)	3
*	92-5116	Piston & Pin (.75 mm OS)	3
*	92-5117	Piston & Pin (1.00 mm OS)	3

Ref. No.	Part No.	Description	No. Used
3	92-2003	Bolt - Connecting Rod	6
4	92-1999	Rod - Connecting (Incl. Ref. #3 & 5)	3
5	92-1923	Nut	6
6	92-1957	Rod Bearing Set	1
7	92-1995	Assembly - Crankshaft	1
8	92-1942	Gear - Ring	1
9	92-1980	Flywheel	1
10	92-1914	Bearing - Ball	1
11	92-1934	Bolt - Flywheel	5
12	42-7160	Pin - Dowel	3
13	92-2148	Pin - Dowel	1
14	92-2057	Bolt - Crankshaft PTO	1

\*Not Illustrated

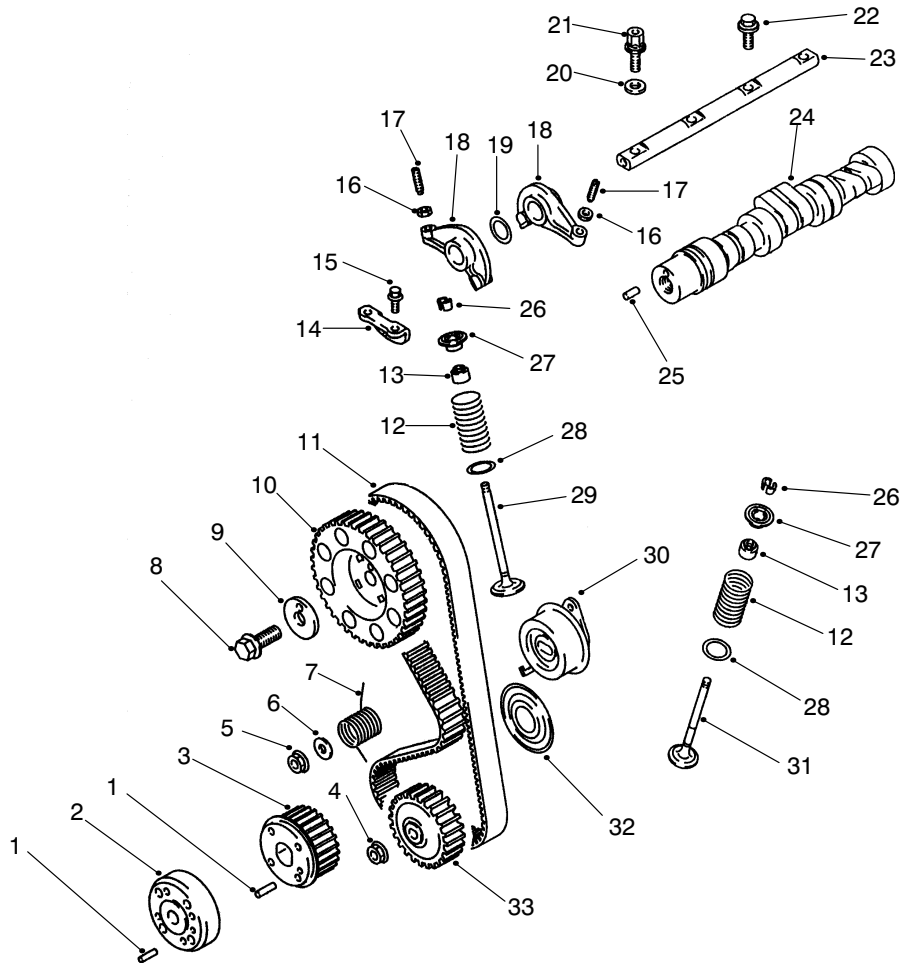


T-1644-1

### CLUTCH & CLUTCH RELEASE ASSEMBLY

Ref. No.	Part No.	Description	No. Used
1	98-2959	Disc - Clutch	1
2	98-2958	Cover - Clutch	1

Ref. No.	Part No.	Description	No. Used
3	48-7700	Bolt	6
4	3253-4	Washer - Lock	6

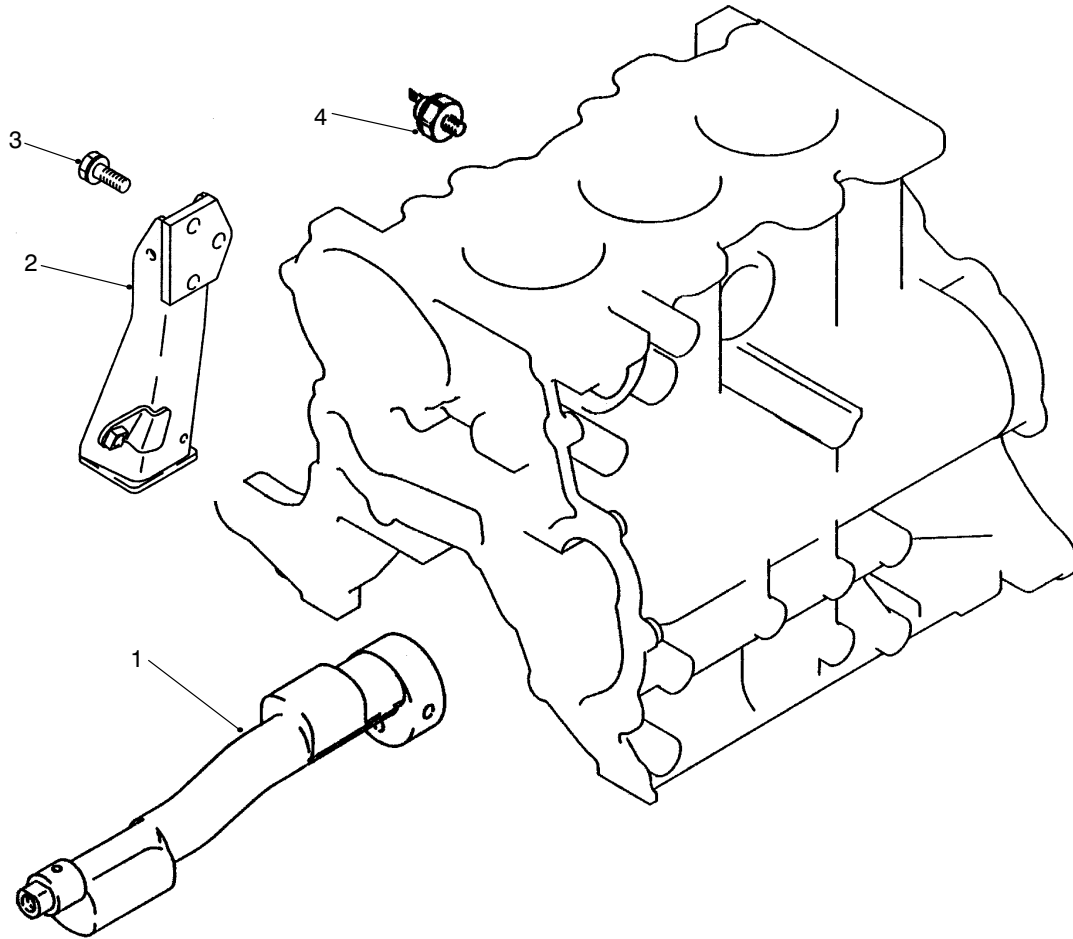


T-1634-1

## CAMSHAFT & VALVES ASSEMBLY

Ref. No.	Part No.	Description	No. Used
1	92-2149	Pin	2
2	92-2062	Assembly - PTO Adapter (Incl. Ref.#1)	1
3	92-2061	Assembly - PTO Sprocket (Incl. Ref.#1)	1
4	92-5122	Nut - Timing Belt	1
5	92-2145	Nut - Flange	1
6	92-2147	Washer	1
7	92-2001	Spring	1
8	92-2135	Bolt - Flange Head	1
9	92-1922	Washer	1
10	92-2000	Sprocket	1
11	92-2059	Belt - Timing	1
12	92-1977	Spring - Valve	6
13	92-1961	Seal - Valve	6
14	92-1964	Plate - Cam	1
15	92-2130	Bolt - Flange Head	2
16	92-1909	Nut	6

Ref. No.	Part No.	Description	No. Used
17	92-1953	Screw - Adjusting	6
18	92-1947	Arm - Rocker	6
19	92-1930	Washer - Wave	2
20	92-1972	Washer	2
21	92-2017	Bolt - Rocker Shaft	2
22	92-2018	Bolt - Rocker Shaft	2
23	92-1973	Shaft - Rocker Arm	1
24	92-2049	Assembly - Camshaft (Incl. Ref.#25)	1
25	92-2010	Pin - Dowel	1
26	42-7860	Lock - Valve	12
27	92-1931	Retainer	6
28	92-1936	Seal - Valve	6
29	92-1954	Valve - Inlet	3
30	92-1968	Tensioner - Belt	1
31	92-1955	Valve - Exhaust	3
32	92-2056	Flange - PTO	1
33	92-2042	Sprocket - Oil	1

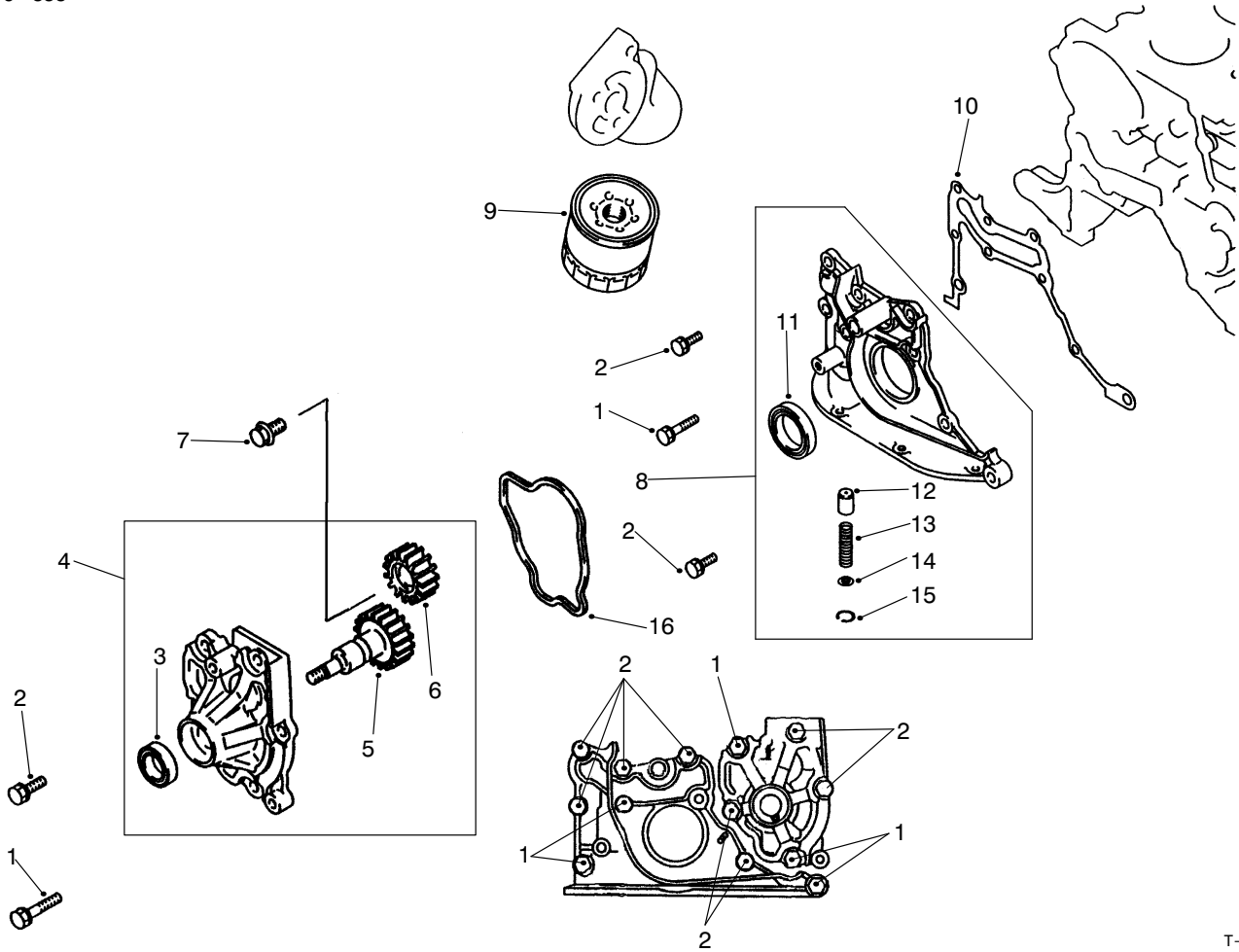


T-1635-1

## BALANCER & OIL PRESSURE SWITCH & ENGINE MOUNT

Ref. No.	Part No.	Description	No. Used
1	92-1998	Shaft - Balancer	1
2	92-2022	Mount - Engine	1

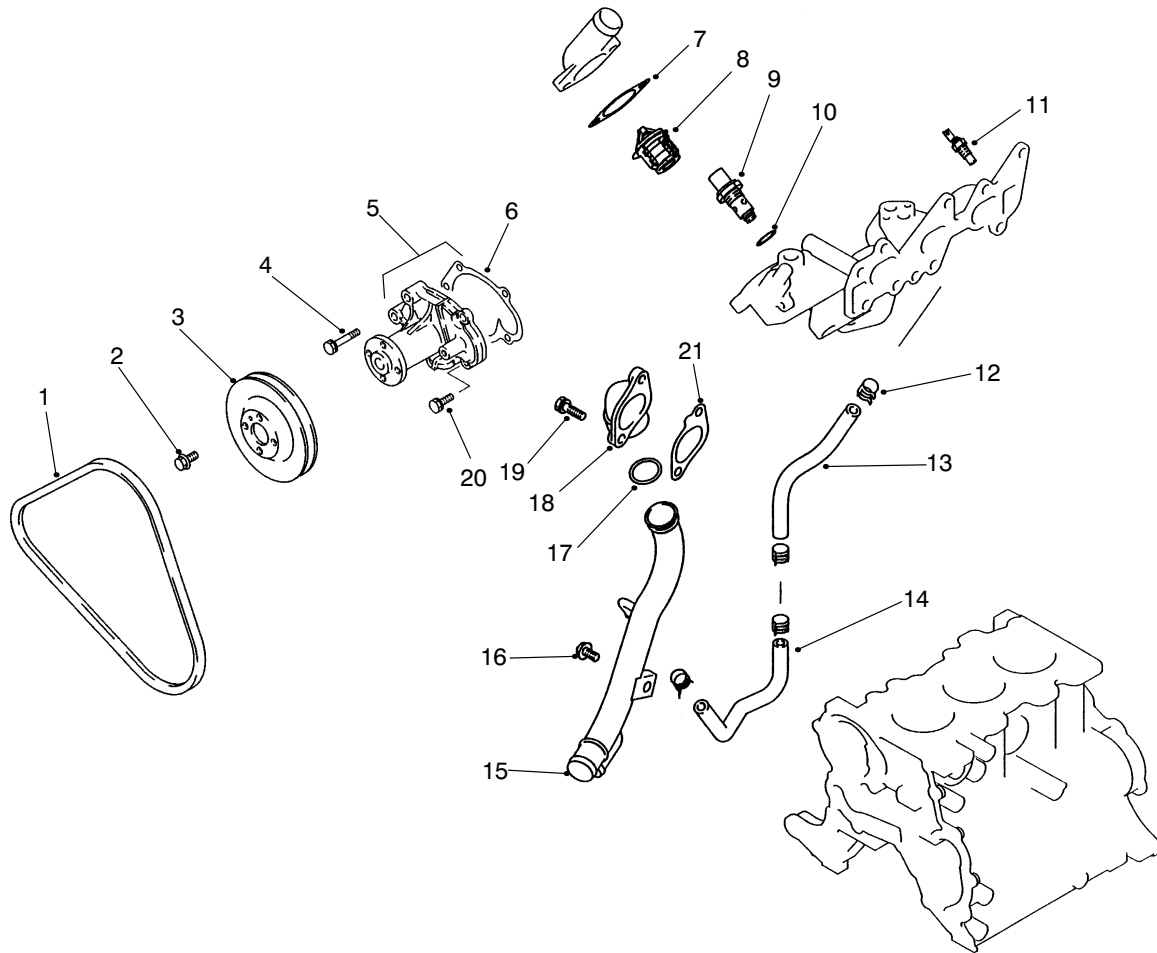
Ref. No.	Part No.	Description	No. Used
3	92-5123	Bolt - Engine Mount	3
4	92-1978	Switch - Oil Pressure	1



T-1636-1

## OIL PUMP & FILTER ASSEMBLY

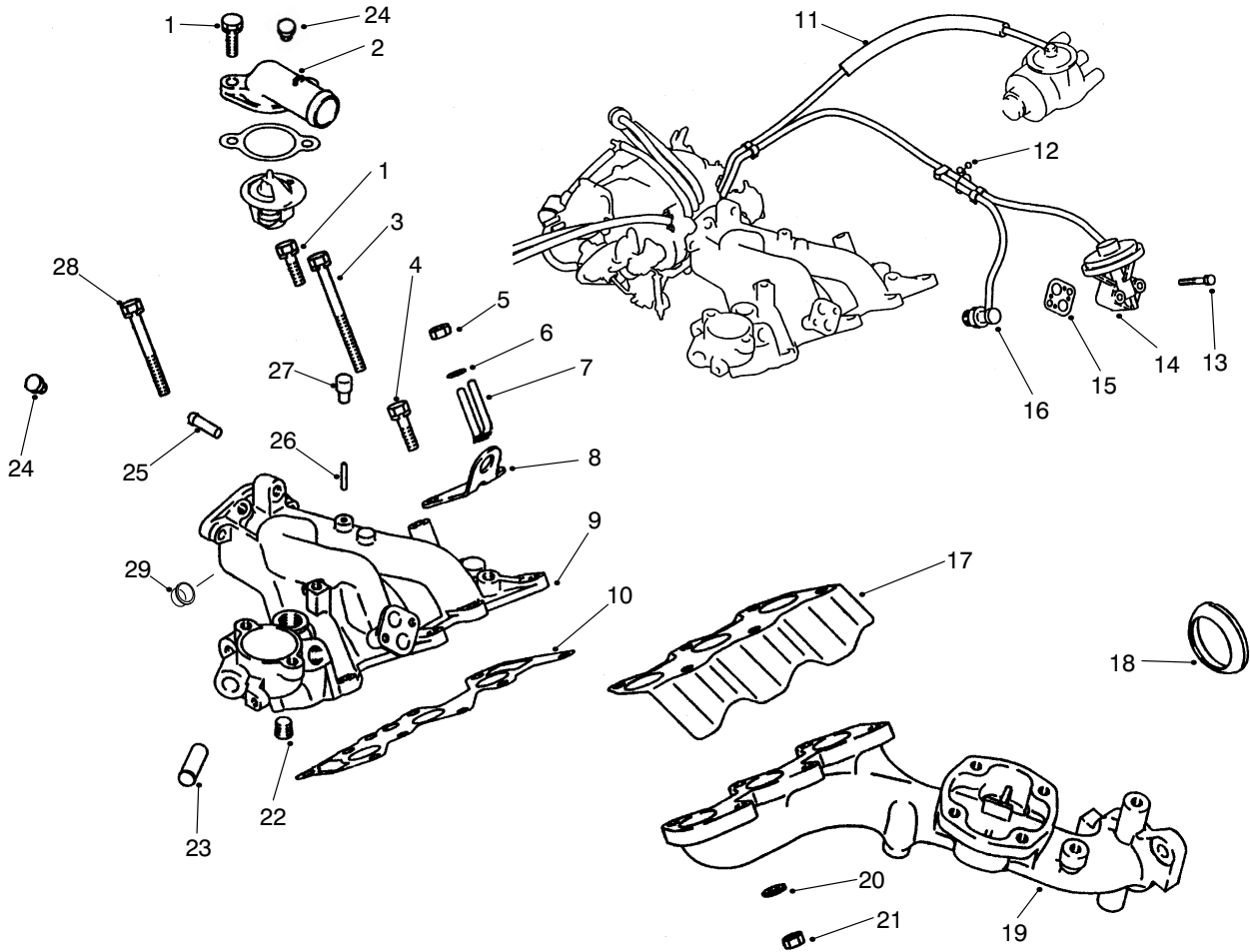
Ref. No.	Part No.	Description	No. Used	Ref. No.	Part No.	Description	No. Used
1	67-2560	Bolt/washer	5	9	67-4330	Filter - Oil	1
2	42-9400	Bolt/washer	8	10	92-1946	Gasket - Front	1
3	92-2032	Seal - Oil	1	11	92-1960	Seal - Oil	1
4	92-2046	Assembly - Oil Pump (Incl. Ref.#3, 5 & 6)	1	12	92-1927	Plunger - Relief	1
5	92-1948	Gear - Oil Pump	1	13	92-1928	Spring - Relief	1
6	92-1949	Gear - Oil Pump	1	14	92-1983	Retainer	1
7	92-1918	Bolt - Flange Head	1	15	92-2150	Ring - Snap	1
8	92-1974	Assembly - Case (Incl. Ref.#11-15)	1	16	92-1941	Gasket - Oil	1



T-1639-1

## WATER PUMP & THERMOSTAT ASSEMBLY

Ref. No.	Part No.	Description	No. Used	Ref. No.	Part No.	Description	No. Used
1	92-2041	V-Belt	1	11	92-1933	Gauge - Water Temperature	1
2	92-5112	Bolt - Flange Head	4	12	54-1400	Clip	4
3	92-2040	Pulley	1	13	92-1924	Hose - Water By-Pass	1
4	92-2142	Bolt/washer	3	14	92-2009	Hose - By-Pass	1
5	92-2060	Assembly - Water Pump (Incl. Ref.#6)	1	15	92-2024	Pipe - Water	1
6	92-1989	Gasket	1	16	92-2132	Bolt	1
7	92-1950	Gasket	1	17	92-1908	O-Ring	1
8	92-2039	Kit - Thermostat (Incl. Ref.#7)	1	18	92-2008	Cover	1
9	92-5160	Valve - Thermostat	1	19	92-2138	Bolt	2
10	92-5161	Gasket	1	20	42-9400	Bolt	2
				21	92-2155	Gasket - Water Inlet	1

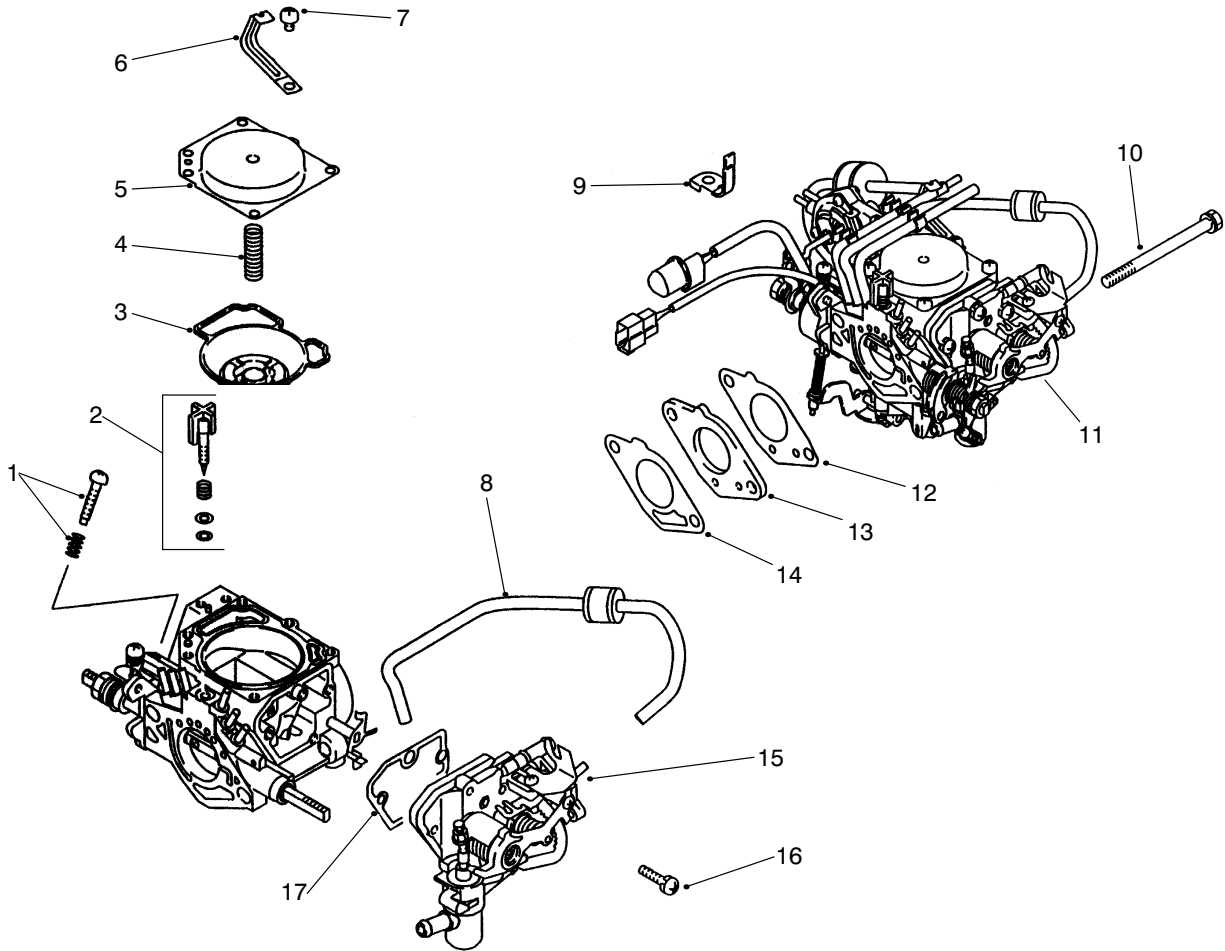


T-1640-1

## EXHAUST & INTAKE MANIFOLD ASSEMBLY

Ref. No.	Part No.	Description	No. Used
1	92-2138	Bolt	3
2	92-2157	Outlet - Water	1
3	92-2141	Bolt	2
4	92-2139	Bolt	1
5	67-4670	Nut	2
6	67-3260	Washer	2
7	92-1901	Clip	1
8	92-1963	Mount - Engine	1
9	92-2054	Manifold - Intake (Incl. Ref.#22, 23, 25 & 26)	1
10	92-1993	Gasket - Intake	1
11	92-5164	Assembly - Hose	1
12	92-5165	Clip	1
13	92-5166	Bolt	2
14	94-5294	Valve - EGR	1

Ref. No.	Part No.	Description	No. Used
15	92-5163	Gasket - EGR Valve	1
16	92-1906	Assembly - Valve	1
17	92-2036	Cover - Exhaust Manifold	1
18	92-2044	Gasket - Exhaust Ring	1
19	92-2023	Manifold - Exhaust	1
20	48-8030	Washer	6
21	48-7930	Nut	6
22	67-2390	Plug - Taper	1
23	92-1912	Pipe - Manifold	1
24	92-5162	Plug - Inlet	2
25	92-1917	Nipple	1
26	92-1951	Nipple	1
27	92-2002	Cap Inlet	1
28	92-2140	Bolt	1
29	92-2151	Cap - Plug	1

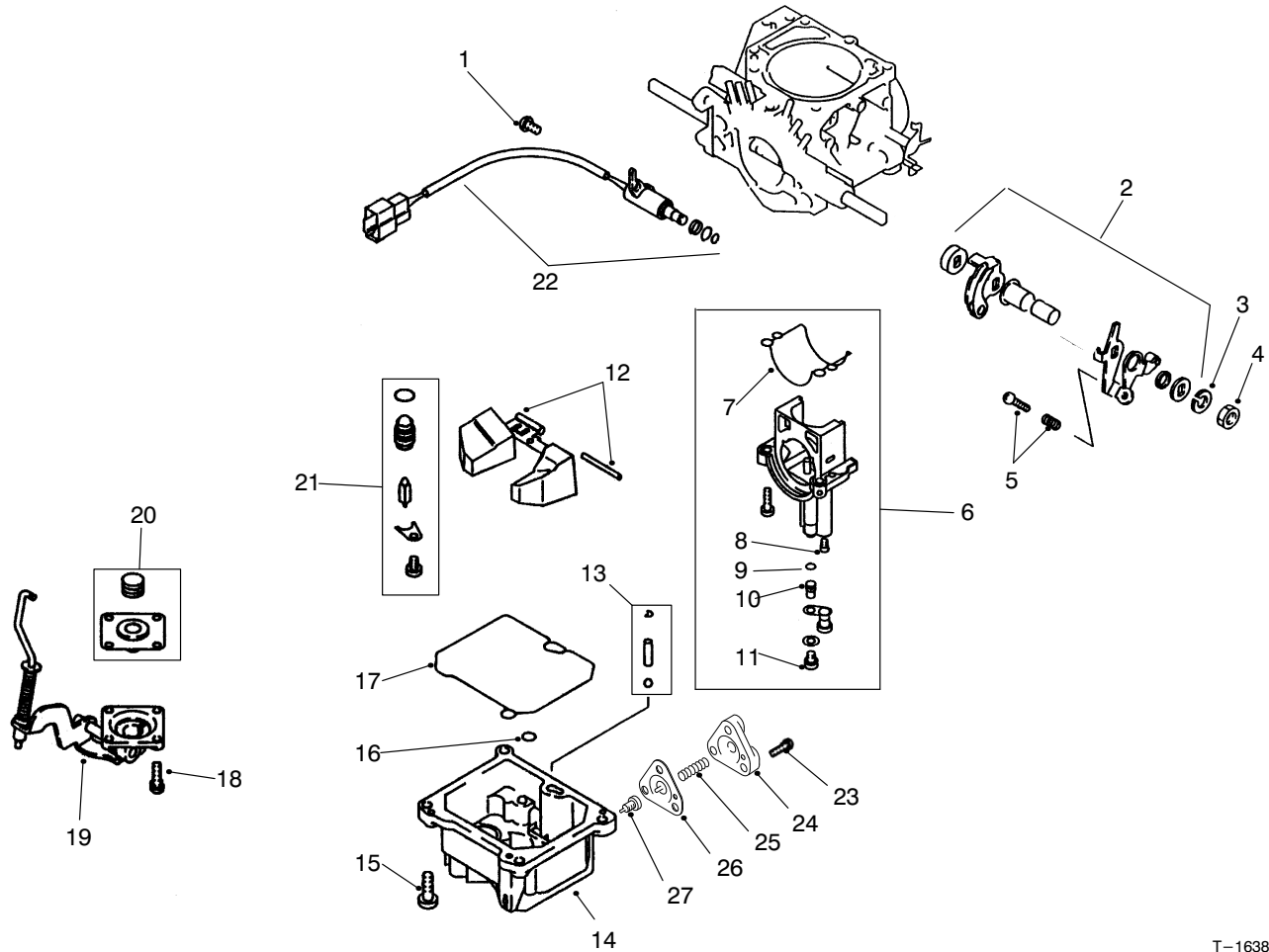


T-1637-1

## CARBURETOR INSTALLATION ASSEMBLY

Ref. No.	Part No.	Description	No. Used	Ref. No.	Part No.	Description	No. Used
1	92-5136	Kit - Adjusting Screw	1	10	92-5157	Bolt	2
†2		Kit - Mixing Screw	1	11	94-5288	Carburetor	1
3	92-5142	Valve - Carburetor Piston	1	12	92-2038	Kit - Gasket	1
4	92-5137	Spring	1	13	92-5128	Insulator - Carburetor	1
5	92-5126	Cover - Carburetor Top	1	14	92-2037	Kit - Gasket	1
6	92-5156	Clamp - Carburetor INR	1	15	92-5124	Body - Choke, Auto	1
7	92-5145	Screw	6	16	92-5149	Screw	1
8	92-5134	Orifice - Choke	1	17	92-5143	Gasket - Choke, Auto	1
9	92-5155	Clamp - Carburetor	1				

†Items must be serviced by Mitsubishi authorized Toro Dealer/Distributor.



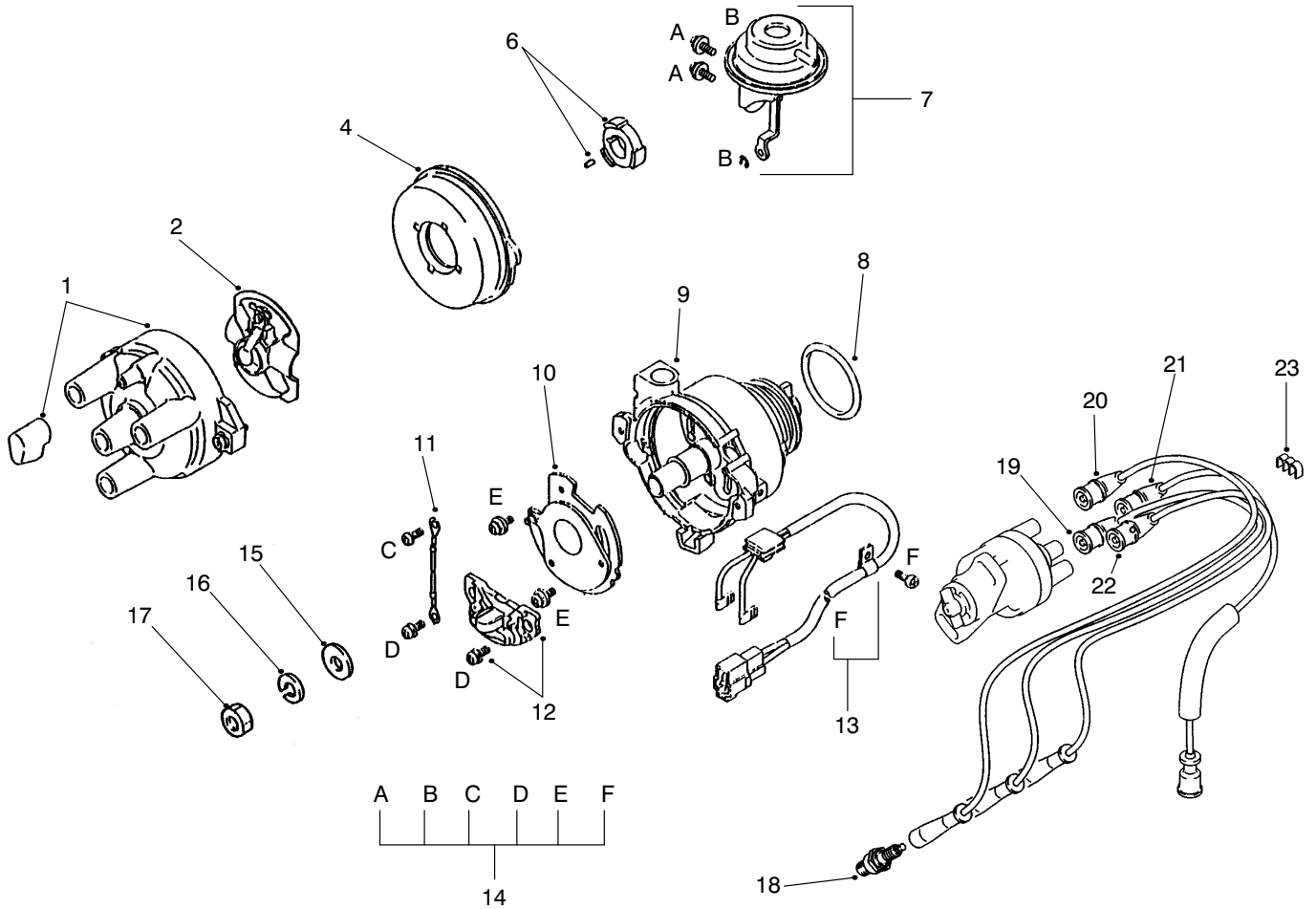
T-1638-1

## CARBURETOR ASSEMBLY

Ref. No.	Part No.	Description	No. Used
1	92-5148	Screw	1
2	92-5133	Kit - Lever, Throttle	1
3	67-3260	Washer	1
4	92-5154	Nut - Carburetor, INR	1
5	92-5135	Kit - Screw Adjusting, Idle	1
†6		Kit - Holder, Main Jet (Incl. Ref.#7-11)	1
†7		O-Ring	1
†8		Jet - Pilot	1
†9		O-Ring	1
†10		Jet - Main	1
†11		Jet - Power	1
12	92-5127	Kit - Float & Pin	1
13	92-5125	Kit - Check Valve	1

Ref. No.	Part No.	Description	No. Used
14	94-5293	Float Chamber Cover Assy. (Incl. Ref. #23-27)	1
15	92-5147	Screw	4
16	92-5151	O-Ring	1
17	92-5153	O-Ring	1
18	92-5146	Screw	4
19	92-2110	Cover - Acc. Pump	1
20	92-2154	Kit - Diaphragm	1
21	92-5140	Kit - Needle Valve	1
22	92-5141	Valve - Fuel Cut-Off	1
23		Screw	1
24		Cover - Diaphragm	1
25		Spring - Diaphragm	1
26		Diaphragm - Power Beyond	1
27		Jet - Power Beyond	1

†Items must be serviced by Mitsubishi authorized Toro Dealer/Distributor.



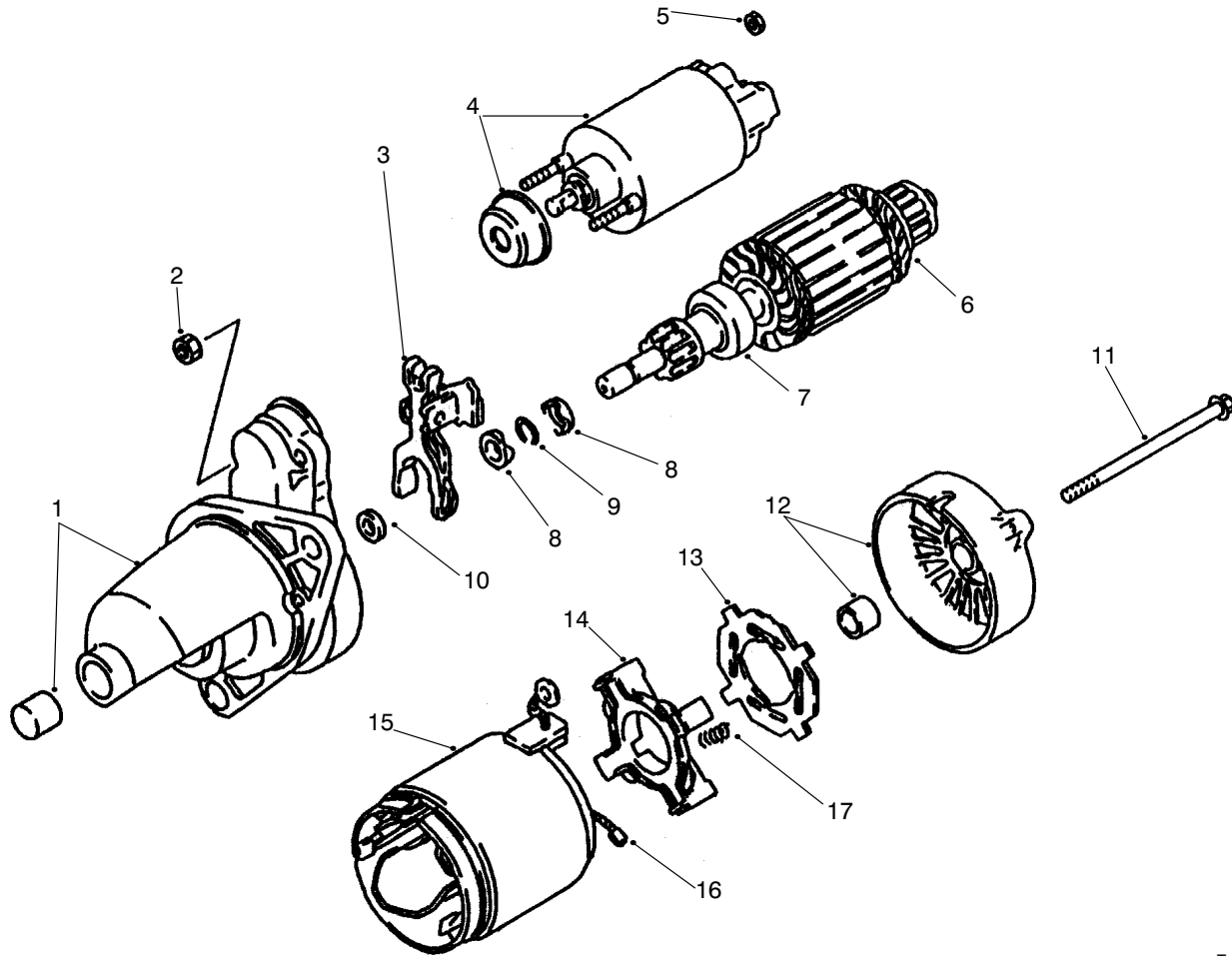
T-1643-1

## DISTRIBUTOR ASSEMBLY

Ref. No.	Part No.	Description	No. Used
1	92-2114	Assembly - Cap	1
2	92-2113	Rotor	1
4	98-2953	Cover - Breaker	1
6	92-2116	Assembly - Signal Rotor	1
7	92-2117	Chamber - Vacuum	1
8	92-2109	O-Ring	1
9	92-2122	Housing	1
10	92-2118	Plate	1
11	92-2119	Wire - Lead	1
12	92-2108	Igniter Set	1
13	92-2121	Wire Assembly - Lead	1
14	92-2115	Screw Set	1
15	92-2146	Washer	1

Ref. No.	Part No.	Description	No. Used
16	67-3260	Washer	1
17	67-4670	Nut	1
18	92-2153	Plug - Spark (NGK BPR4ES)	3
19	94-5233	Wire - Spark Plug, #2	1
20	94-5232	Wire - Spark Plug, #1	1
21	92-2028	Wire - High Tension	1
22	94-5234	Wire - Spark Plug, #3	1
23	92-5172	Clamp	1
*	92-2043	Assembly - Distributor (Incl. Ref.#1-14)	1
*	92-2125	Assy. - Spark Plug Wire Set (Incl. Ref.#19-22)	1

\*Not Illustrated



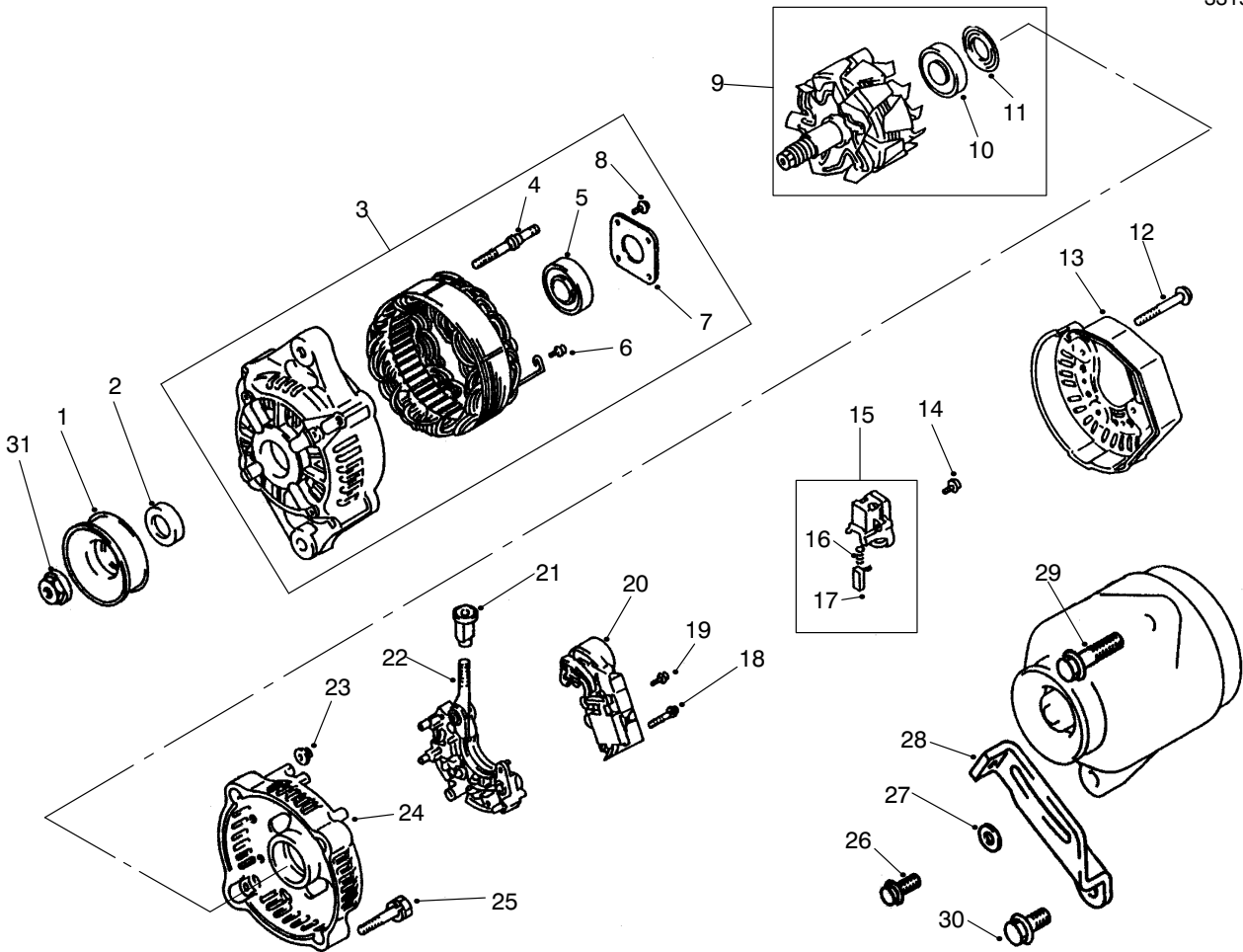
T-1641-1

## STARTER ASSEMBLY

Ref. No.	Part No.	Description	No. Used
1	92-5167	Bracket - Front	1
2	92-2106	Nut	2
3	92-2102	Lever - Clutch	1
4	92-2095	Kit - Switch	1
5	92-2107	Nut	1
6	92-2093	Armature	1
7	92-2094	Clutch	1
8	92-2097	Nut	2
9	92-2096	Ring - Snap	1
10	92-2098	Washer	1

Ref. No.	Part No.	Description	No. Used
11	92-2099	Bolt	2
12	92-5168	Bracket - Rear	1
13	92-2092	Insulator	1
14	92-2091	Assembly - Holder	1
15	92-2088	Yoke (Incl. Ref.#16)	1
16	92-2089	Brush	4
17	92-2090	Spring	4
*	92-2055	Assembly - Starter (Incl. Ref.#1-17)	1

\*Not Illustrated

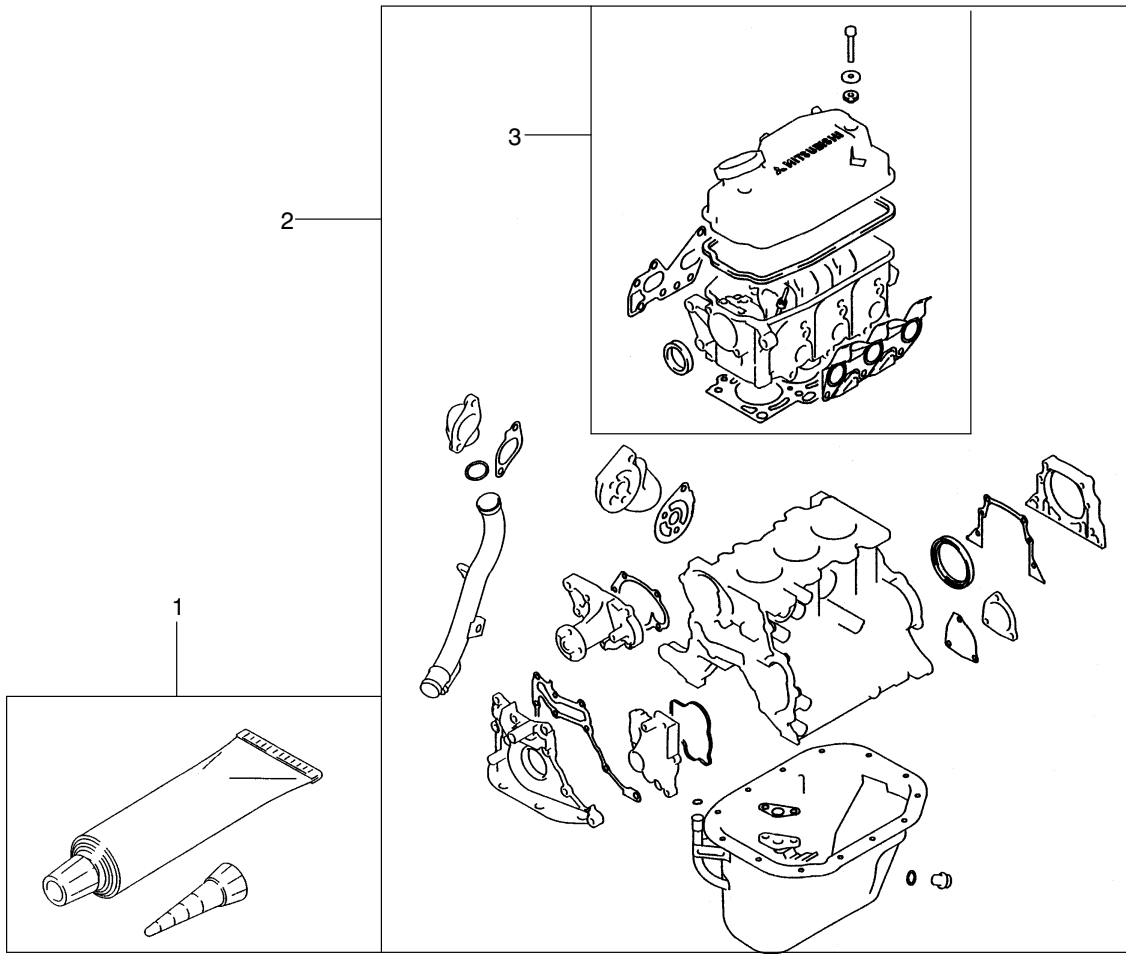


T-1642-1

## ALTERNATOR ASSEMBLY

Ref. No.	Part No.	Description	No. Used	Ref. No.	Part No.	Description	No. Used
1	92-5169	Pulley	1	16	92-2067	Spring - Brush	2
2	92-2079	Collar	1	17	92-2068	Brush	2
3	92-2103	Assembly - Bracket, Front (Incl. Ref.#4-8)	1	18	92-2071	Screw	2
4	92-2078	Bolt	2	19	92-2086	Screw W/washer	1
5	92-2065	Bearing	1	20	92-2084	Regulator	1
6	92-2085	Screw W/washer	6	21	92-2083	Bushing	1
7	92-2076	Plate	1	22	92-2082	Rectifier	1
8	92-2077	Screw	4	23	92-2066	Nut	2
9	92-2075	Assembly - Rotor (Incl. Ref.#10-11)	1	24	92-2080	Frame - End	1
10	92-2070	Bearing	1	25	92-2100	Bolt	2
11	92-2069	Cover - Bearing	1	26	92-2133	Bolt - Flange Head	1
12	92-2087	Bolt W/washer	3	27	92-1984	Washer	1
13	92-2081	Cover - End	1	28	92-2011	Brace	1
14	92-2085	Screw W/washer	6	29	92-1932	Bolt	1
15	92-2073	Assembly - Holder (Incl. Ref.#16-17)	1	30	92-2134	Bolt - Flange Head	1
				31	92-2156	Nut - Alternator	1
				*	92-2025	Assembly - Alternator (Incl. Ref.#1-25 & 31)	1

\*Not Illustrated



T-1629-1

### GASKET KIT

Ref. No.	Part No.	Description	No. Used
1	92-5100	Gasket - Liquid	1
2	92-2127	Kit - Overhaul Gasket	1

Ref. No.	Part No.	Description	No. Used
3	92-2126	Kit - Gasket, Upper	1

# TORO PART NUMBER INDEX

3319-838

Part No.	Description	Pg. No.	Ref. No.	Qty.	Part No.	Description	Pg. No.	Ref. No.	Qty.
111071	Bumper	14	4	2	33-1300	Assembly - Element	47	5	1
116749	Horn Assembly	1	21	1	33-1310	Baffle	47	8	1
146489	Rivet - Pop	1	28	8	33-1330	Assembly - Nut	47	6	1
5-3637	Washer - Flat	45	7	1	33-1340	Clamp Assembly	47	7	1
18-1520	Filter - Fuel	46	5	1	33-1350	Band Assembly	47	3	2
18-1720	Joint - Ball	35	29	1	33-3090	Bushing - Flange	18	7	4
18-2830	Horn Switch Assembly	2	31	1	36-3400	Decal - No Step	44	11	1
18-4260	Assy. - Screw/Lockwasher	6	9	2	39-7310	O-Ring	6	35	3
18-4270	Clamp - Ball Return Guide	6	8	1	39-7310	Seal - O-Ring	48	29	2
18-4340	Plug - Rack Piston End	6	6	1	39-7420	Washer - Lock	5	22	1
18-5170	Seal Kit - Valve Ring	7	*	1	39-7420	Washer - Lock	6	42	1
18-5180	Bearing Kit - Lower Thrust	7	*	1	39-7440	Nut - Lock	5	23	1
18-5190	Ball - Chrome Alloy	6	10	11	39-7440	Nut - Pitman Arm	6	41	1
18-5430	Plug - Expansion	36	28	1	42-3560	Screw - Shoulder	16	15	1
18-5440	Spacer	36	27	2	42-7160	Pin - Dowel	56	12	3
18-5450	Bearing	36	17	2	42-7860	Lock - Valve	58	26	12
18-5520	Lever - Rocker	36	25	1	42-9400	Bolt	61	20	2
18-5530	Screw & Lockwasher	36	29	2	42-9400	Bolt/washer	60	2	8
18-5540	Retainer - Sleeve Stop	36	26	3	42-9530	Screw - Cap Hex. Hd.	39	10	25
18-5580	Seal - Oil, Front	36	37	1	42-9530	Screw - Cap Hex. Hd.	12	18	9
18-5620	Screw	36	2	4	42-9560	Stud	54	14	3
18-5630	Washer - Lock	36	3	4	42-9580	Nut - Hex.	34	12	3
18-5640	Ring - Retaining	36	6	2	42-9850	Washer - Lock	12	17	12
18-5660	Pin - Pivot, Flyweight	36	32	2	42-9850	Washer - Lock	42	21	3
18-5670	Retainer - Pivot Pin	36	33	2	42-9850	Washer - Lock	39	32	42
18-5750	Pin	36	16	1	43-0090	Screw - Cap Hex. Hd.	33	8	1
18-5770	Washer - Lock	36	7	2	43-1911	Fan	30	26	1
18-5790	Gasket	36	5	1	43-1950	Valve	49	9	1
19-4050	Knob	44	10	2	43-4300	Trim	46	1	1
19-4050	Knob	30	33	3	43-4300	Trim	34	41	2
20-7150	Toggle Switch Assembly	3	62	1	43-5150	Piston	50	11	1
21-0360	Nut - Hex.	9	6	1	43-6550	Ring - Retaining	5	10	2
21-5640	Joint - Ball	35	9	2	43-6710	Shim - .003	20	14	A/R
21-7670	Case - Differential	20	27	1	43-6711	Shim - .005	20	*	A/R
21-7690	Gear - Pinion	20	6	2	43-6712	Shim - .010	20	*	A/R
21-7700	Shaft - Pinnion	20	25	1	43-6713	Shim - .030	20	*	A/R
21-7720	Washer - Thrust	20	4	2	43-6750	Cup - Bearing	20	10	1
21-7730	Washer - Thrust	20	7	2	43-6760	Cone - Bearing	20	9	1
21-7770	Screw - Cap Hex. Hd.	20	26	5	44-0760	Decal - Warning	18	33	2
21-8090	Shim - .003	20	31	A/R	44-2230	Disc - Rubber	32	4	2
21-8100	Shim - .005	20	*	A/R	46-6560	Bushing	45	25	1
21-8110	Shim - .010	20	*	A/R	46-7510	Hood - Air Inlet	46	15	1
21-8120	Shim - .030	20	*	A/R	46-8091	Screw - Hex. Flange Hd.	30	8	4
21-8270	Pin - Alignment	20	3	2	47-2964	Hose - Fuel	46	9	1
21-9260	Spacer	5	4	1	47-2964	Hose - Fuel	34	45	1
22-8330	Plug	51	1	2	48-7560	Screw - Cap Hex. Hd.	33	9	3
22-8340	Spring	51	3	2	48-7560	Screw - Cap Hex. Hd.	39	24	1
22-8350	Ball	51	4	2	48-7610	Bolt - Hex. Head	55	8	2
22-8360	Pin - Cam	51	6	2	48-7610	Screw - Cap Hex. Hd.	12	27	4
22-8370	Seat - Check Valve	51	5	2	48-7650	Screw - Cap Hex. Hd.	46	3	2
22-8380	Retainer - Spring	51	10	2	48-7700	Bolt	57	3	6
22-8410	Spring	51	11	1	48-7700	Screw - Cap Hex. Hd.	42	9	3
22-8420	Spool	51	8	1	48-7730	Screw - Cap Hex. Hd.	39	18	5
22-8480	Ring - Retaining, Spool	51	13	1	48-7740	Screw - Cap Hex. Hd.	5	15	4
22-8490	Ring - Retaining	51	14	1	48-7890	Nut - Hex.	34	8	1
22-8500	O-Ring	51	9	2	48-7930	Nut	62	21	6
23-3030	Spacer	51	12	1	48-7930	Nut - Hex.	39	2	1
23-7270	Nut - Lug	23	1	10	48-8030	Washer	62	20	6
23-7270	Nut - Lug	27	18	10	48-8070	Washer - Flat	5	6	1
26-0071	Bumper	1	9	2	48-9480	Screw - Cap Hex. Hd.	34	20	2
27-2360	Ignition Switch Assembly	2	43	1	48-9520	Nut - Lock	26	28	2
27-6590	Spacer - Thick	32	7	4	48-9520	Nut - Lock	37	50	3
27-6600	Spacer - Thin	32	3	4	49-7810	Nut - Lock	46	10	2
28-0540	Bolt - Shoulder	8	46	1	49-9150	Washer - Flat	16	2	1
28-8200	O-Ring	6	27	1	49-9150	Washer - Flat	15	36	1
28-8210	Bolt - Flange Hex. Hd.	6	17	4	52-2480	Spacer	34	24	2
28-8220	Nut - Lash Adjuster	6	16	1	54-0110	Element - Oil Filter	37	38	1
28-8270	Seal Service Kit - End Plug	7	*	1	54-1400	Clip	61	12	4
28-8280	Seal Kit - Side Cover	6	14	1	54-9180	Cross & Bearing Kit	21	2	2
28-8290	Seal Service Kit	7	*	1	55-7120	Switch - Brake Light	8	32	1

\*Not Illustrated

# TORO PART NUMBER INDEX (Cont.)

Part No.	Description	Pg. No.	Ref. No.	Qty.	Part No.	Description	Pg. No.	Ref. No.	Qty.
55-7291	Battery	44	9	1	80-6990	Washer - Flat	37	49	3
56-0100	Plug - Taper	53	9	1	80-8040	Decal - Caution	32	1	1
56-2150	Screw - Cap Hex. Hd.	12	10	4	83-6030	Decal - Caution (Japan)	32	1	1
56-7973	Clamp - Hydraulic Tube	48	17	4	84-1680	Ring - Retaining	50	7	1
57-6380	Screw - Cap Hex. Hd.	34	22	2	84-2780	Decal - No Step (Japan)	44	11	1
57-6380	Screw - Cap Hex. Hd.	12	31	3	87-0150	Tower - Control Arm RH	18	9	1
58-4250	Magnet	30	31	2	87-0160	Tower - Control Arm LH	18	*	1
59-2290	Spacer	33	19	1	87-0210	Arm - Control Lower RH	19	32	1
60-6750	Screw - Cap Hex. Hd.	39	4	11	87-0220	Arm - Control Lower LH	19	*	1
62-5550	Decal - TORO	1	2	1	87-0690	Spring - Compression	18	15	2
62-7650	Gasket - Sending Unit	45	3	1	87-0710	Hood	1	1	1
63-7640	Unit - Sending	45	4	1	87-0710	Trim	14	24	1
63-7790	Screw - Cap Hex. Hd.	34	57	1	87-0740	Key - Supervisor Switch	2	17	1
63-8140	Pulley	30	15	1	87-1430	Joint - Upper Ball	19	35	2
63-8140	Pulley	35	19	1	87-1450	Bushing - Flange	19	4	8
63-8360	Key - Ignition	2	10	1	87-1490	Spring - Leaf	26	15	2
63-9640	Hose - Fuel	45	12	2	87-1500	Steering Gear (Complete)	7	*	1
65-5100	Handle	30	6	2	87-1500	Steering Gear Assembly	5	20	1
65-5220	Screw - Hex. Socket Hd.	15	40	3	87-1510	Muffler & Tailpipe	34	53	1
65-5360	Spring - Extension	5	35	1	87-1680	Chamber - Air	34	3	1
65-5390	Washer - Flat	34	39	4	87-1720	Nut - Supervisor Switch	2	18	1
66-3160	Screw - Cap Hex. Hd.	12	1	2	87-1840	Drum - Brake	27	15	2
66-3160	Screw - Cap Hex. Hd.	35	12	2	87-1910	Pin - Alignment	12	11	2
66-3160	Screw - Cap Hex. Hd.	37	24	7	87-1920	Seal - Shaft	12	6	2
66-3160	Screw - Cap Hex. Hd.	34	27	1	87-1970	Bearing - Matched Set	28	*	2
66-3160	Screw - Cap Hex. Hd.	34	40	5	87-2040	Lever - Shift	15	16	1
66-3160	Screw - Cap Hex. Hd.	34	58	1	87-2080	Screw - Cap Hex. Hd.	23	3	10
66-3240	Cap - Radiator	30	5	1	87-2080	Stud - Drive	27	12	10
66-6840	Decal - Caution	26	32	2	87-2100	Bearing - Release	12	23	1
67-2250	Bolt	53	11	8	87-2110	Tail Light Assembly	52	10	1
67-2360	Bushing	53	12	4	87-2120	Headlight Assembly	1	3	2
67-2390	Plug - Taper	53	16	1	87-2240	Housing - Axle	27	7	2
67-2390	Plug - Taper	62	22	1	87-2260	Boot - Shift Lower	15	28	1
67-2560	Bolt/washer	60	1	5	87-2280	Bearing	5	25	3
67-3260	Washer	64	3	1	87-2310	Clevis - Cable	37	36	3
67-3260	Washer	62	6	2	87-2310	Clevis - Cable	15	47	2
67-3260	Washer	65	16	1	87-2400	Lever - Throttle	35	22	1
67-4330	Filter - Oil	60	9	1	87-2420	Seal - Lower Ball	19	7	4
67-4670	Nut	62	5	2	87-2440	Bumper	1	7	2
67-4670	Nut	65	17	1	87-2480	Link - Stabilizer	18	24	2
68-3840	Ball Joint	8	23	1	87-2500	Sleeve - Spring Pivot	18	12	2
68-3841	Ball Joint Assembly	8	45	1	87-2510	Bracket - Seat Frame	14	11	2
68-9950	Spring - Extension	37	44	1	87-2520	Tube - Pivot	15	21	1
70-1480	Relay	34	16	1	87-2710	Lever - Parking Brake	16	29	1
70-2100	Assembly - Thrust Sleeve &	36	31	1	87-2720	Driveshaft	32	10	1
70-2120	Spacer	36	35	1	87-2750	Spacer - Bearing	32	12	1
70-2140	Bearing - Front	36	36	1	87-2760	Bracket - Ignition Coil	34	19	1
70-2150	Flyweight	36	9	2	87-2880	Shaft - Accelerator Pedal	8	6	1
71-2690	Hose - Fuel	46	7	1	87-2900	Spring - Compression	15	24	1
71-3381	Tube - Overflow	30	3	2	87-3040	Reservoir - Master Cylinder	9	1	1
71-4330	Seal - Oil	20	20	1	87-3060	Washer - Flat	27	25	2
71-4340	Washer	20	17	1	87-3060	Washer - Flat	23	35	2
71-4350	Nut - Lock	20	18	1	87-3070	Cable - Positive	34	10	1
71-4780	Seal - Oil, Rocker Shaft	36	18	1	87-3080	Wire - Ground	34	25	1
71-5320	Washer - Flat	16	18	1	87-3110	Absorber - Shock	18	29	2
72-4310	Switch - Ball N.C.	37	46	1	87-3110	Shock Absorber	26	8	2
72-5890	Shaft - Rocker	36	20	1	87-3120	Steering Column & Shaft	5	*	1
72-5910	Assembly - Bumper Screw	36	23	1	87-3130	Lever - Tilt Steering	5	36	1
72-5940	Bearing - Needle	36	30	1	87-3140	Support - Rear	45	15	1
74-0720	Tube - Manual	14	1	1	87-3150	Support - Front	45	18	1
75-4701	Hose - Fuel	34	46	1	87-3160	Strap - Tank Support	45	20	2
75-6820	Hourmeter	2	16	1	87-3170	Pad - Tank Support Strap	45	21	2
75-6880	Spark Arrestor (Optional)	34	51	1	87-3200	Belt - V	35	25	1
75-9610	Spacer	48	7	1	87-3210	Belt - V	32	14	1
76-2290	Spacer	16	37	1	87-3250	Mount - Bearing	5	26	3
76-8750	Plate - Warning	30	40	1	87-3270	Tube - Brake RH	26	3	1
76-9100	Spacer	33	13	2	87-3280	Tube - Brake LH	26	22	1
76-9100	Spacer - Hi-Lo Lever	15	35	1	87-3310	Clip - Brake Cable	23	4	2
76-9430	Spring - Extension	8	28	1	87-3310	Clip - Brake Cable	27	8	2
80-6990	Washer	27	39	4	87-3370	Pulley	32	13	1

\*Not Illustrated

# TORO PART NUMBER INDEX (Cont.)

3319-838

Part No.	Description	Pg. No.	Ref. No.	Qty.	Part No.	Description	Pg. No.	Ref. No.	Qty.
87-3430	Hose - Radiator Upper	30	29	1	87-4490	Bracket - Hold-Down	48	22	1
87-3430	Hose - Radiator Upper	34	29	1	87-4500	Rod - Pivot	48	2	1
87-3450	Plug	23	29	2	87-4510	Rod - Connecting	48	3	1
87-3460	Boot - Tilt Steering	5	2	1	87-4520	Bracket - Dump Valve	49	27	1
87-3470	Bumper - Spring	26	14	2	87-4560	Tube - Hydraulic	48	14	1
87-3480	Plate - Brake Equalizer	16	22	1	87-4560	Tube - Hydraulic	49	33	1
87-3500	Hose - Air Cleaner	34	33	1	87-4710	Spacer - Barking Brake	16	13	1
87-3520	Clevis	15	27	1	87-4720	Plate - Steering Boot	5	3	1
87-3530	Button - Shifter	15	29	1	87-4730	Guard - Belly	33	15	2
87-3540	Link - Shift	15	20	2	87-4750	Bracket - Governor	35	14	1
87-3560	Tee - Brake Line	10	18	1	87-4760	Bushing	26	12	12
87-3560	Tee - Brake Line	48	32	1	87-4770	Bracket - High Idle Stop	35	4	1
87-3560	Tee - Brake Tube	26	23	1	87-4820	Bracket - Cable	37	27	1
87-3570	Fitting - Union	10	6	2	87-4870	Hose - Hydraulic	49	4	1
87-3570	Union - Brake Line	8	5	2	87-4880	Hose - Hydraulic	49	3	1
87-3580	Retainer	26	4	2	87-4900	Hose - Hydraulic	49	31	1
87-3580	Retainer	19	9	2	87-4910	Hose - Hydraulic	49	13	1
87-3580	Retainer	23	11	2	87-4920	Hose - Hydraulic	37	41	1
87-3580	Retainer - Brake Hose	27	2	2	87-4960	Clamp - Cable	15	42	1
87-3580	Retainer - Brake Hose	10	8	2	87-4970	Engine Mount Assembly	19	17	4
87-3590	Seal - Bearing	27	22	2	87-4970	Engine Mount Assembly	33	3	2
87-3600	Spacer	18	3	10	87-4970	Transaxle Mount Assembly	37	18	2
87-3610	Bracket - Detent	5	34	1	87-5030	Lever - Differential Lock	16	3	1
87-3620	Shield - Heat	34	23	1	87-5050	Hose - Radiator Lower	30	10	1
87-3650	Pin - Shift	15	18	1	87-5050	Hose - Radiator Lower	34	31	1
87-3660	Spring - Compression	15	30	1	87-5060	Cushion - Seat Bottom	13	7	2
87-3670	Hose - Hydraulic	49	21	1	87-5070	Pulley - Crankshaft	34	38	1
87-3670	Hose - Hydraulic	38	54	1	87-5080	Spacer - Connecting	48	25	1
87-3680	Assembly - Relief Valve	48	*	1	87-5100	Washer	37	17	4
87-3700	Screw - Cap Hex. Hd.	35	16	1	87-5100	Washer - Flat	33	4	4
87-3700	Screw - Cap Hex. Hd.	33	20	3	87-5100	Washer - Snubbing	19	18	8
87-3710	Overflow Reservoir Assy.	30	1	1	87-5110	Support - Lower	44	19	1
87-3720	Retainer - Cylinder	49	17	2	87-5120	Bracket - Battery Base	44	15	1
87-3730	Hose - Coolant	34	28	2	87-5130	Cover - Battery Base	44	12	1
87-3740	Hose - Breather	34	7	1	87-5140	Nut - Lock	48	8	1
87-3750	Cover - Steering Wheel	5	9	1	87-5150	Screw - Cap Hex. Hd.	48	4	1
87-3760	Plate - Shift Boot	13	14	1	87-5290	Shaft - Release	12	5	1
87-3770	Bushing - Sleeve	12	7	2	87-5300	Fork - Clutch	12	20	1
87-3780	Box - Glove	2	3	1	87-5320	Guide - Release	12	22	1
87-3790	Switch - Light	2	19	1	87-5330	Washer	18	2	8
87-3800	Bracket - Seat Bottom	13	3	3	87-5350	Bracket - Switch	12	15	1
87-3820	Wheel - Steering	5	7	1	87-5360	Lever	12	12	1
87-3850	Bar - Anti-Sway	18	17	1	87-5370	Rear Tire & Wheel Assembly	28	*	2
87-3860	Link - Anti-Sway Bar	18	5	2	87-5490	Switch - Neutral	12	16	1
87-3890	Bracket - Anti-Sway Bar	18	18	2	87-5580	Fuel Gauge Assembly	2	15	1
87-3900	Bracket - Cable	35	26	1	87-5590	Temperature Gauge Assy.	2	8	1
87-3910	Bushing - Anti-Sway Bar	18	19	2	87-5700	Hydraulic Pump Assembly	30	19	1
87-3920	Bushing - Rubber	18	4	16	87-5730	Hose - Hydraulic	37	4	1
87-3920	Bushing - Rubber	26	7	8	87-5770	U-Bracket - Tail Light	52	5	1
87-3940	Mount - Spring RH	26	*	1	87-5800	Bracket - Mount	37	21	2
87-3960	Mount - Spring LH	26	18	1	87-5910	Decal - Supervisor	3	55	1
87-3980	Shackle - Spring	26	11	4	87-5920	Decal - Danger	13	26	1
87-3990	Oil Strainer Assembly	37	26	1	87-5930	Decal - Caution	13	10	1
87-4010	Clamp - Anti-Sway Bar	18	20	2	87-5940	Decal - Rollover	17	2	1
87-4020	Spring - Extension	35	23	1	87-5960	Decal - Axle Range	13	11	1
87-4060	Spacer - Bearing	27	21	2	87-5970	Decal - PTO	13	16	1
87-4070	Bumper - Front	1	14	1	87-5980	Decal - ROPS	17	3	2
87-4080	Tube - Brake LH	27	6	1	87-5990	Decal - PTO	27	40	1
87-4090	Tube - Brake RH	27	1	1	87-6000	Decal - Differential Lock	13	17	1
87-4100	Hose - Brake	27	3	2	87-6010	Decal - Dump Hydraulics	13	19	1
87-4100	Hose - Brake	26	5	2	87-6020	Decal - Parking Brake	13	20	1
87-4210	Rod - Linkage	35	11	1	87-6040	Bracket - Shifter	15	22	1
87-4230	Harness - Wire Front LH	2	41	1	87-6060	Decal - ATF	27	4	1
87-4260	Shift Cable Assembly	38	51	2	87-6170	Frame - Seat	14	14	1
87-4340	Clamp - Cable	15	10	1	87-6240	Bracket - Seat Back	14	23	4
87-4350	Lever - Hi-Lo	15	2	1	87-6270	Socket & Bulb Assembly	3	60	4
87-4420	Hi-Lo Cable Assembly	38	52	1	87-6280	Plate - Seat Back	14	18	2
87-4440	Driveshaft	32	5	1	87-6290	Cushion - Seat Back	14	17	2
87-4460	Differential Lock Cable	16	11	1	87-6300	Lens	52	7	1
87-4470	Bracket	37	23	1	87-6310	Gasket	52	9	1

\*Not Illustrated

# TORO PART NUMBER INDEX (Cont.)

Part No.	Description	Pg. No.	Ref. No.	Qty.	Part No.	Description	Pg. No.	Ref. No.	Qty.
87-6320	Bulb - Headlight	1	5	2	87-9080	Decal - Grease	27	44	2
87-6330	Lens - Headlight	1	6	2	87-9100	Decal - Quick Reference	13	23	1
87-6490	Spring	36	13	1	87-9120	Decal - Workman 4200	1	15	1
87-6510	Assembly - Shaft & Yoke	36	34	1	87-9160	Lower Shaft Assembly	5	*	1
87-6520	Body	36	24	1	87-9170	Brake Assembly RH	23	5	1
87-6530	Assembly - Throttle Lever	36	22	1	87-9170	Front Brake Assembly - RH	24	*	1
87-6540	Bolt - Eye	36	21	1	87-9180	Brake Assembly LH	23	*	1
87-6550	Pin - Forced Idle	36	14	1	87-9180	Front Brake Assembly - LH	24	*	1
87-6560	Cover	36	4	1	87-9190	Stub - Axle	23	31	2
87-6570	Foam - Seal	15	38	1	87-9200	Bearing - Matched Set	23	14	2
87-6580	Stud - Lever Pivot	36	11	1	87-9210	Spacer	23	30	2
87-6590	Assy. Lever & Fitting	36	10	1	87-9220	Plug - Seal	22	2	1
87-6620	Screw	1	10	15	87-9300	Door - Clean Out	30	34	1
87-6620	Screw - Torx Pan Hd.	12	40	2	87-9320	Mudflap	1	26	2
87-6620	Screw - Torx Pan Hd.	8	43	2	87-9330	Bracket - Mudflap LH	1	23	1
87-6640	Lever - Dump Stop	16	14	1	87-9340	Bracket - Mudflap RH	1	*	1
87-6660	Fender - Rear 24	52	17	2	87-9360	Seal - Oil	22	13	1
87-6670	Decal - Fuse Block	3	54	1	87-9370	Ring - Retaining	22	3	1
87-6690	Guard - Induction Chamber	26	29	1	87-9390	Cup	47	9	1
87-6710	Switch - Supervisor	37	33	1	87-9400	Valve	47	11	1
87-6720	Knob	15	17	1	87-9420	Decal - Caution	30	35	1
87-6740	Tire - Rear 24	27	16	2	87-9480	Fender - Front	13	24	2
87-6750	Rim - Rear 24	27	19	2	87-9530	Transaxle Assembly	37	22	1
87-6890	Hold - Hand	13	1	1	87-9600	Housing - Axle RH	23	28	1
87-6910	Spring - Compression	37	13	1	87-9620	Housing - Axle LH	23	*	1
87-6950	Receiver - LH	17	6	1	87-9640	Arm - Pitman	5	21	1
87-6960	Receiver - RH	17	7	1	87-9650	Cover - Steering Gear	14	27	1
87-7040	Bracket - Oil Filter	37	2	1	87-9810	Foam - Overflow Tank	30	36	1
87-7050	Cap - Reservoir	30	43	1	87-9830	Mount - Engine	33	7	1
87-7090	Assembly - Frame, R.O.P.S.	17	1	1	87-9840	Shaft - Clutch	22	1	1
87-7110	Assembly - Axle, Rear	27	5	1	87-9880	Decal - Dash	3	56	1
87-7150	Assembly - Cradle, Spring	18	13	2	87-9990	Decal - Load Rating	1	16	1
87-7160	Assembly - Clevis, Cable	15	7	1	92-0650	Bearing - Ball	41	22	1
87-7170	Bracket - Clutch Spring	37	45	1	92-0651	Case - Transaxle	39	19	1
87-7270	Washer - Flat	27	23	6	92-0652	Cover - Upper	39	7	1
87-7470	Plate - Clamp	26	16	2	92-0653	Cover - Side	39	9	1
87-7480	Washer - Flat	26	34	8	92-0654	Carrier - Differential	39	17	1
87-7480	Washer - Lock	5	37	3	92-0655	Cover - Seal	39	30	1
87-7520	Rim	23	33	2	92-0656	Cover - P.T.O.	39	1	1
87-7600	Rod - Battery Support	44	21	1	92-0662	Cap - Oil	39	5	1
87-7610	Tab - Battery Support	44	3	1	92-0663	Shaft - Main	41	16	1
87-7620	Shield - Plastic	44	14	1	92-0664	Hub - Synchro	41	12	2
87-7660	Clamp - Brake Line	10	2	8	92-0665	Key - Synchro	41	23	6
87-7660	Clamp - Tube	8	40	2	92-0666	Spring - Synchro	41	13	4
87-7930	Decal - Danger	14	6	1	92-0667	Ring - Synchro	41	6	3
87-7930	Decal - Warning	50	13	1	92-0668	Shifter - Synchro	41	7	2
87-7930	Decal - Warning	49	32	2	92-0672	Gear - 18T	41	19	1
87-7940	Stud	14	8	1	92-0673	Gear - 14T	41	21	1
87-7950	Bed Support Assembly	14	7	1	92-0674	Shaft - Reduction	41	28	1
87-7960	Lever - Shift Arm	37	48	2	92-0677	Gear - 49T	41	31	1
87-7970	Arm - Shift	37	15	1	92-0679	Gear - 23T	41	25	1
87-8080	Console Plate Assembly	13	21	1	92-0680	Collar	41	26	1
87-8120	Bracket - Trim Side	1	11	2	92-0681	Bearing - Needle	41	30	2
87-8130	Bracket - Trim Top	1	19	1	92-0682	Washer - Thrust	41	29	1
87-8160	Trim	1	20	1	92-0684	Gear - 33T	41	10	1
87-8240	Cable - Parking Brake	16	24	2	92-0687	Gear - 16T	41	18	1
87-8250	Plate - Shift Arm	37	10	1	92-0698	Shaft - Fork R-1	42	14	1
87-8440	Assembly - Rear Frame	26	2	1	92-0699	Shaft - Fork 2-3	42	7	1
87-8460	Bumper	12	34	1	92-0700	Fork - Shift R-1	42	3	1
87-8480	Bracket - Clutch	12	43	1	92-0701	Fork - Shift 2-3	42	6	1
87-8500	Front Wire Harness Assy.	2	47	1	92-0705	Lock - Spindle	42	20	1
87-8540	Control Panel Assembly	2	53	1	92-0706	Cap - Fork Shaft	39	25	1
87-8620	Boot - Shift	13	13	1	92-0708	Shaft - Fork Hi-Lo	42	16	1
87-8640	Washer - Flat	15	26	1	92-0709	Fork - Shift Hi-Lo	42	17	1
87-8640	Washer - Flat	34	48	1	92-0710	Counter Shaft Assembly	40	15	1
87-8710	Tab - Clutch	12	42	1	92-0710	Ring Gear Assembly	43	8	1
87-8720	Governor Assembly	35	24	1	92-0711	Washer - Thrust	40	6	2
87-8780	Head - Oil Filter	37	43	1	92-0712	Bearing - Ball	40	1	1
87-8820	Hub - Pulley	36	38	1	92-0713	Collar	40	13	1
87-8830	Pulley	36	1	1	92-0714	Bearing - Ball	40	14	2

\*Not Illustrated

# TORO PART NUMBER INDEX (Cont.)

3319-838

Part No.	Description	Pg. Ref. No. No. Qty.	Part No.	Description	Pg. Ref. No. No. Qty.
92-0715	Gear - 49T	40 7 1	92-0809	Shim Set	39 11 1
92-0716	Collar	40 3 1	92-0816	Arm - Shift Fork R-1	42 15 1
92-0717	Gear - 71T	40 10 1	92-0817	Arm - Shift Fork 2-3	42 5 1
92-0718	Shifter - Hi-Lo	40 8 1	92-0818	Arm - Shift Fork Hi-Lo	42 19 1
92-0719	Collar - Spline	40 9 1	92-0819	Gear - 40T	41 32 1
92-0720	Case - Differential	43 31 1	92-0820	Gear - 27T	41 5 1
92-0721	Fork - Differential Lock	43 17 1	92-0821	Gear - 24T	41 15 1
92-0722	Shaft - Lock Fork	43 18 1	92-0822	Gear - 28T	41 24 1
92-0723	Spring - Compression	43 19 1	92-0823	Gear - 43T	41 27 1
92-0724	Arm - Differential Lock	43 27 1	92-0824	Shaft - Reverse Idler	41 9 1
92-0725	Shaft - Axle L.H.	43 28 1	92-1773	Screw - Cap Hex. Hd.	20 11 4
92-0726	Shaft - Axle R.H.	43 1 1	92-1901	Clip	62 7 1
92-0727	Washer	43 4 2	92-1902	Plug - Taper	53 8 1
92-0728	Washer	43 2 1	92-1903	Washer	54 17 8
92-0729	Seal - Oil	42 10 3	92-1905	Stud	54 20 6
92-0730	Slider - Differential Lock	43 7 1	92-1906	Assembly - Valve	62 16 1
92-0731	Spring - Compression	42 2 3	92-1907	Cover - Access	55 19 1
92-0732	Plate - Keeper	42 8 3	92-1908	O-Ring	61 17 1
92-0733	Washer	43 20 1	92-1909	Nut	58 16 6
92-0740	Washer - Thrust	41 3 3	92-1910	Plug - Taper	53 10 1
92-0741	Washer - Thrust	40 11 1	92-1911	Guide - Exhaust Valve	54 18 1
92-0743	Breather - Air	39 27 1	92-1912	Pipe - Manifold	62 23 1
92-0744	Washer	43 14 1	92-1914	Bearing - Ball	56 10 1
92-0745	Gear - Side L.H.	43 24 1	92-1915	Clamp - Cable	54 8 1
92-0746	Gear - Side R.H.	43 11 1	92-1916	Plug - Taper	54 19 1
92-0747	Washer - Thrust	43 10 2	92-1917	Nipple	62 25 1
92-0748	Gear - Pinion	43 12 2	92-1918	Bolt - Flange Head	60 7 1
92-0749	Shaft - Pinion	43 23 1	92-1920	Plug - Oil	55 14 1
92-0750	Washer	43 13 2	92-1921	Gasket - Oil	55 13 1
92-0753	Ring - Retaining	41 2 1	92-1922	Washer	58 9 1
92-0753	Ring - Retaining	43 21 1	92-1923	Nut	56 5 6
92-0754	Ring - Retaining	41 20 1	92-1924	Hose - Water By-Pass	61 13 1
92-0755	Ring - Retaining	40 12 1	92-1925	O-Ring	53 31 1
92-0756	Ring - Retaining	43 5 3	92-1926	Guide - Intake Valve	54 15 3
92-0759	Ring - Retaining	39 22 1	92-1927	Plunger - Relief	60 12 1
92-0760	Ring - Retaining	39 15 1	92-1928	Spring - Relief	60 13 1
92-0761	Ring - Retaining	42 18 1	92-1929	Seal - Oil	54 7 2
92-0762	Washer - Lock	39 3 1	92-1930	Washer - Wave	58 19 2
92-0763	Ring - Retaining	41 14 3	92-1931	Retainer	58 27 6
92-0764	Ring - Retaining	40 5 3	92-1932	Bolt	67 29 1
92-0765	Pin - Alignment	39 8 4	92-1933	Gauge - Water Temperature	61 11 1
92-0765	Pin - Alignment	43 9 2	92-1934	Bolt - Flywheel	56 11 5
92-0768	Pin - Spring	43 15 2	92-1935	Plug - Taper	53 5 1
92-0769	Pin - Spring	42 4 2	92-1936	Seal - Valve	58 28 6
92-0770	Pin - Spring	43 26 1	92-1937	Plate - Rear	55 6 1
92-0771	Pin - Spring	43 16 1	92-1938	Cover - Bell Housing	55 7 1
92-0772	Key	41 17 2	92-1938	Cover - Bell Housing	12 29 1
92-0773	Drain Plug Assembly	39 13 1	92-1939	Gasket	55 16 1
92-0775	Bearing - Ball	43 6 2	92-1940	Gasket	55 17 1
92-0775	Bearing - Ball	39 33 2	92-1941	Gasket - Oil	60 16 1
92-0776	Bearing - Ball	43 29 1	92-1942	Gear - Ring	56 8 1
92-0778	Bearing - Ball	41 11 2	92-1943	Packing	54 2 1
92-0780	Bearing - Ball	43 3 1	92-1944	Gasket - Cover, Rocker	54 10 1
92-0781	Bearing - Needle	41 4 4	92-1945	Cover - Rear	53 29 1
92-0782	Bearing - Needle	41 33 1	92-1946	Gasket - Front	60 10 1
92-0783	Sleeve - Inner	40 4 1	92-1947	Arm - Rocker	58 18 6
92-0785	Ball	42 1 3	92-1948	Gear - Oil Pump	60 5 1
92-0787	O-Ring	39 12 1	92-1949	Gear - Oil Pump	60 6 1
92-0787	O-Ring	43 22 1	92-1950	Gasket	61 7 1
92-0788	O-Ring	39 6 1	92-1951	Nipple	62 26 1
92-0789	O-Ring	39 14 1	92-1952	Seal - Oil	53 27 1
92-0790	O-Ring	39 29 1	92-1953	Screw - Adjusting	58 17 6
92-0791	Seal - Oil	39 26 1	92-1954	Valve - Inlet	58 29 3
92-0793	Seal - Oil	39 16 2	92-1955	Valve - Exhaust	58 31 3
92-0793	Seal - Oil	43 32 2	92-1956	Bearing - Set, Main	53 17 1
92-0796	Screw - Cap Hex. Hd.	39 31 5	92-1957	Rod Bearing Set	56 6 1
92-0803	Screw - Hex. Flange Hd.	43 30 12	92-1958	Pin - Dowel	53 15 1
92-0804	Stud	39 28 1	92-1959	Seat - Intake Valve	54 21 3
92-0807	Cap - Sealing	39 23 1	92-1960	Seal - Oil	60 11 1
92-0808	Shim Set	39 20 1	92-1961	Seal - Valve	58 13 6

\*Not Illustrated

# TORO PART NUMBER INDEX (Cont.)

Part No.	Description	Pg. No.	Ref. No.	Qty.	Part No.	Description	Pg. No.	Ref. No.	Qty.
92-1962	Gasket	55	3	1	92-2044	Gasket - Exhaust Ring	62	18	1
92-1962	Gasket	55	20	1	92-2045	Housing - Seal, Oil	53	26	1
92-1963	Mount - Engine	62	8	1	92-2046	Assembly - Oil Pump	60	4	1
92-1964	Plate - Cam	58	14	1	92-2049	Assembly - Camshaft	58	24	1
92-1965	Assembly - Cover	55	2	1	92-2050	PCV Valve	54	3	1
92-1966	Gasket	55	21	1	92-2053	Assembly - Oil Pan	55	11	1
92-1967	Assembly - Cover	55	15	1	92-2054	Manifold - Intake	62	9	1
92-1968	Tensioner - Belt	58	30	1	92-2055	Assembly - Starter	66	*	1
92-1971	Bolt	54	16	8	92-2056	Flange - PTO	58	32	1
92-1972	Washer	58	20	2	92-2057	Bolt - Crankshaft PTO	56	14	1
92-1973	Shaft - Rocker Arm	58	23	1	92-2059	Belt - Timing	58	11	1
92-1974	Assembly - Case	60	8	1	92-2060	Assembly - Water Pump	61	5	1
92-1975	Cap - Oil	54	1	1	92-2061	Assembly - PTO Sprocket	58	3	1
92-1976	Seat - Exhaust Valve	54	22	3	92-2062	Assembly - PTO Adapter	58	2	1
92-1977	Spring - Valve	58	12	6	92-2063	Washer	54	6	2
92-1978	Switch - Oil Pressure	59	4	1	92-2065	Bearing	67	5	1
92-1980	Flywheel	56	9	1	92-2066	Nut	67	23	2
92-1981	Bearing - Front	53	13	1	92-2067	Spring - Brush	67	16	2
92-1982	Bearing - Ring	53	7	1	92-2068	Brush	67	17	2
92-1983	Retainer	60	14	1	92-2069	Cover - Bearing	67	11	1
92-1984	Washer	67	27	1	92-2070	Bearing	67	10	1
92-1987	Gasket	53	25	1	92-2071	Screw	67	18	2
92-1988	Gasket - Oil	55	9	1	92-2073	Assembly - Holder	67	15	1
92-1989	Gasket	61	6	1	92-2075	Assembly - Rotor	67	9	1
92-1991	Gasket	53	30	1	92-2076	Plate	67	7	1
92-1993	Gasket - Intake	62	10	1	92-2077	Screw	67	8	4
92-1994	Cap - Sealing	53	4	1	92-2078	Bolt	67	4	2
92-1995	Assembly - Crankshaft	56	7	1	92-2079	Collar	67	2	1
92-1996	Assembly - Cover, Front	55	18	1	92-2080	Frame - End	67	24	1
92-1997	Gasket - Cylinder	54	23	1	92-2081	Cover - End	67	13	1
92-1998	Shaft - Balancer	59	1	1	92-2082	Rectifier	67	22	1
92-1999	Rod - Connecting	56	4	3	92-2083	Bushing	67	21	1
92-2000	Sprocket	58	10	1	92-2084	Regulator	67	20	1
92-2001	Spring	58	7	1	92-2085	Screw W/washer	67	6	6
92-2002	Cap Inlet	62	27	1	92-2085	Screw W/washer	67	14	6
92-2003	Bolt - Connecting Rod	56	3	6	92-2086	Screw W/washer	67	19	1
92-2005	Piston & Pin (Std.)	56	2	3	92-2087	Bolt W/washer	67	12	3
92-2006	Assembly - Crankcase	53	1	1	92-2088	Yoke	66	15	1
92-2007	Pump - Fuel	46	12	1	92-2089	Brush	66	16	4
92-2008	Cover	61	18	1	92-2090	Spring	66	17	4
92-2009	Hose - By-Pass	61	14	1	92-2091	Assembly - Holder	66	14	1
92-2010	Pin - Dowel	58	25	1	92-2092	Insulator	66	13	1
92-2011	Brace	67	28	1	92-2093	Armature	66	6	1
92-2012	Bracket - Oil Filter	53	23	1	92-2094	Clutch	66	7	1
92-2013	Piston & Pin	56	*	3	92-2095	Kit - Switch	66	4	1
92-2014	Piston Ring Set (Std.)	56	1	1	92-2096	Ring - Snap	66	9	1
92-2015	Piston Ring Set	56	*	1	92-2097	Nut	66	8	2
92-2017	Bolt - Rocker Shaft	58	21	2	92-2098	Washer	66	10	1
92-2018	Bolt - Rocker Shaft	58	22	2	92-2099	Bolt	66	11	2
92-2019	Strainer - Oil	55	10	1	92-2100	Bolt	67	25	2
92-2021	Seal - Oil	54	12	1	92-2102	Lever - Clutch	66	3	1
92-2022	Mount - Engine	59	2	1	92-2103	Assembly - Bracket, Front	67	3	1
92-2023	Manifold - Exhaust	62	19	1	92-2106	Nut	66	2	2
92-2024	Pipe - Water	61	15	1	92-2107	Nut	66	5	1
92-2025	Assembly - Alternator	67	*	1	92-2108	Igniter Set	65	12	1
92-2026	Hose - PCV Valve	54	4	1	92-2109	O-Ring	65	8	1
92-2027	Coil - Ignition	34	14	1	92-2110	Cover - Acc. Pump	64	19	1
92-2028	Wire - High Tension	65	21	1	92-2113	Rotor	65	2	1
92-2032	Seal - Oil	60	3	1	92-2114	Assembly - Cap	65	1	1
92-2034	Head - Cylinder	54	11	1	92-2115	Screw Set	65	14	1
92-2035	Cover - Front	55	5	1	92-2116	Assembly - Signal Rotor	65	6	1
92-2036	Cover - Exhaust Manifold	62	17	1	92-2117	Chamber - Vacuum	65	7	1
92-2037	Kit - Gasket	63	14	1	92-2118	Plate	65	10	1
92-2038	Kit - Gasket	63	12	1	92-2119	Wire - Lead	65	11	1
92-2039	Kit - Thermostat	61	8	1	92-2121	Wire Assembly - Lead	65	13	1
92-2040	Pulley	61	3	1	92-2122	Housing	65	9	1
92-2041	V-Belt	61	1	1	92-2125	Assy. - Spark Plug Wire Set	65	*	1
92-2042	Sprocket - Oil	58	33	1	92-2126	Kit - Gasket, Upper	68	3	1
92-2043	Assembly - Distributor	65	*	1	92-2127	Kit - Overhaul Gasket	68	2	1
92-2044	Gasket - Exhaust	34	54	1	92-2128	Bolt - Cover	54	5	2

\*Not Illustrated

# TORO PART NUMBER INDEX (Cont.)

3319-838

Part No.	Description	Pg. Ref. No. No. Qty.	Part No.	Description	Pg. Ref. No. No. Qty.
92-2129	Screw - Cap Hex. Hd.	12 30 2	92-4102	Secondary Piston Assembly	9 4 1
92-2130	Bolt - Flange Head	58 15 2	92-4103	Pin - Stop	9 3 1
92-2131	Bolt - Flange Head	55 4 2	92-4108	Washer - Retainer	9 10 1
92-2131	Bolt - Flange Head	53 28 7	92-4109	Circlip	9 9 1
92-2132	Bolt	61 16 1	92-4110	Clevis	9 5 1
92-2133	Bolt - Flange Head	67 26 1	92-4111	Petcock - Radiator	30 42 1
92-2134	Bolt - Flange Head	67 30 1	92-4112	Cap Assembly	9 12 1
92-2135	Bolt - Flange Head	58 8 1	92-4113	Screw - Bleed	24 4 1
92-2137	Bolt/washer	55 12 2	92-4114	Cap - Bleed Screw	24 5 1
92-2138	Bolt	62 1 3	92-4114	Cap - Bleed Screw	29 5 1
92-2138	Bolt	61 19 2	92-4117	Assy. - Wheel Cylinder LH	24 * 1
92-2139	Bolt	62 4 1	92-4118	Assy. - Wheel Cylinder RH	24 * 1
92-2140	Bolt	62 28 1	92-4119	Kit - Seal	24 * 1
92-2141	Bolt	62 3 2	92-4123	Assembly - Pawl LH	24 19 1
92-2142	Bolt/washer	61 4 3	92-4123	Assembly - Pawl LH	29 19 1
92-2143	Bolt	53 22 3	92-4124	Assembly - Pawl RH	24 * 1
92-2144	Bolt	53 20 2	92-4124	Assembly - Pawl RH	29 * 1
92-2145	Nut - Flange	58 5 1	92-4131	Washer - Hold Down	24 22 2
92-2146	Washer	65 15 1	92-4131	Washer - Hold Down	29 22 2
92-2147	Washer	58 6 1	92-4133	Pin - Hold Down	24 26 2
92-2148	Pin - Dowel	53 6 2	92-4133	Pin - Hold Down	29 26 2
92-2148	Pin - Dowel	56 13 1	92-4134	Plug - Inspection	24 25 1
92-2149	Pin	58 1 2	92-4134	Plug - Inspection	29 25 1
92-2150	Ring - Snap	60 15 1	92-4135	Set Bolt	24 1 2
92-2151	Cap - Plug	62 29 1	92-4135	Set Bolt	29 1 2
92-2151	Cap - Sealing	53 2 3	92-4136	Backplate Assembly LH	24 2 1
92-2151	Cap - Sealing	54 13 1	92-4137	Screw - Bleed	29 4 1
92-2152	Bushing	53 3 4	92-4138	Backplate Assembly LH	29 2 1
92-2153	Plug - Spark	65 18 3	92-4139	Backplate Assembly RH	29 * 1
92-2154	Kit - Diaphragm	64 20 1	92-4140	Assy. - Wheel Cylinder LH	29 *
92-2155	Gasket - Water Inlet	61 21 1	92-4141	Assy. - Wheel Cylinder RH	29 * 1
92-2156	Nut - Alternator	67 31 1	92-4142	Seal Kit	29 * 1
92-2157	Outlet - Water	62 2 1	92-4143	Shoe & Lining Set	24 13 1
92-2160	Cartridge - Relief Valve	48 12 1	92-4143	Shoe & Lining Set	29 13 1
92-2161	Body - Relief Valve	48 28 1	92-4144	Assembly - Adjuster LH	24 * 1
92-2162	Head	50 6 1	92-4144	Assembly - Adjuster LH	29 * 1
92-2165	Kit - Repair	50 * 1	92-4145	Assembly - Adjuster RH	24 * 1
92-2173	Screw - Cap Socket Head	31 18 8	92-4145	Assembly - Adjuster RH	29 * 1
92-2174	Screw - Adjusting	31 22 1	92-4146	Plug	24 3 1
92-2175	Gear	31 11 2	92-4146	Plug	29 3 1
92-2176	Pin - Dowel	31 16 2	92-4147	Spring - Shoe, Upper LH	24 14 1
92-2177	Pin - Shear	31 7 1	92-4147	Spring - Shoe, Upper LH	29 14 1
92-2178	Ring - Crescent	31 4 4	92-4148	Spring - Shoe, Upper RH	24 * 1
92-2179	Key - Square	31 5 1	92-4148	Spring - Shoe, Upper RH	29 * 1
92-2180	Gasket - Copper	31 23 1	92-4149	Spring - Shoe, Lower	24 15 1
92-2181	Plate - Pressure	31 13 1	92-4149	Spring - Shoe, Lower	29 15 1
92-2182	Plate - Seal	31 9 1	92-4150	Spring - Adjuster, LH	24 20 1
92-2183	Plate - Wear	31 10 1	92-4150	Spring - Adjuster, LH	29 20 1
92-2184	Cap - Relief Valve	31 24 1	92-4151	Spring - Adjuster, RH	24 * 1
92-2185	Plug	31 19 1	92-4151	Spring - Adjuster, RH	29 * 1
92-2186	Spacer	31 3 1	92-4152	Spring - Hold Down	24 23 2
92-2187	Housing - Gear, End	31 17 1	92-4152	Spring - Hold Down	29 23 2
92-2189	Shaft - Drive	31 6 1	92-4153	Assembly - Steering Column	5 11 1
92-2190	Shaft - Idler	31 25 1	92-4154	Universal Joint Assembly	5 31 1
92-2191	Bearing	31 27 1	92-4155	Slip Joint Assembly - Upper	5 28 1
92-2192	Bearing	31 12 4	92-4158	Valve Assy. - Hyd. Gear	7 * 1
92-2193	Ball	31 20 1	92-4159	Nut - Adjuster Plug Lock	6 25 1
92-2194	Spring	31 21 1	92-4160	Bearing Service Kit - Upper	7 * 1
92-2195	Seal - Oil	31 2 1	92-4161	Assembly - Cover Service	6 * 1
92-2196	Seal - Pressure Plate	31 15 1	92-4162	Pitman Shaft - Gear Service	7 * 1
92-2197	Seal - Back Up	31 14 1	92-4163	Assy. - Steering Housing	7 * 1
92-2198	Seal	31 26 1	92-4164	Plug Assy. - Service Adjust.	7 * 1
92-2199	Key - Ball	31 28 1	92-4165	Plug - Housing End	6 2 1
92-2379	Clamp - Hose	30 4 2	92-4166	Rack/Piston/Nut Assembly	7 * 1
92-2379	Clamp - Hose	46 6 2	92-4167	Assembly - Plug Service	7 * 1
92-2379	Clamp - Hose	45 13 1	92-4168	Return - Guide Ball	6 7 2
92-2609	Decal - Remote Hydraulics	13 18 1	92-4169	Bearing - Needle	6 21 1
92-2697	Hose - Hydraulic	49 1 1	92-4170	Bearing - Pitman Shaft	6 47 1
92-4100	Backplate Assembly RH	24 * 1	92-4179	Yoke, Shaft & Seal Tube	27 33 2
92-4101	Primary Piston Assembly	9 11 1	92-4180	Seal	27 32 2

\*Not Illustrated

# TORO PART NUMBER INDEX (Cont.)

Part No.	Description	Pg. No.	Ref. No.	Qty.	Part No.	Description	Pg. No.	Ref. No.	Qty.
92-4182	Yoke & Hub	27	31	2	92-5183	Shaft - Front Drive	41	34	1
92-4187	Cross & Bearing Kit	27	30	4	92-5184	Gear - 41T	41	35	1
92-4188	Ring - Snap	27	28	12	92-5185	Bearing - Ball	41	36	1
92-4189	Strap & Bolt Kit	27	36	2	92-5186	Gear - 43T	40	2	1
92-4190	Yoke - End	27	29	2	92-5304	Decal - Parking Brake	13	20	1
92-4193	Yoke - Flange	21	1	1	92-5311	Decal - Differential Lock	13	17	1
92-4194	Yoke - Tube	21	3	1	92-5318	Decal - Axle Range (Japan)	13	11	1
92-4195	Slip Yoke Assembly	21	4	1	92-5325	Decal - Caution (Japan)	13	10	1
92-4196	Seal	21	6	1	92-5332	Decal - Supervisor (Japan)	3	55	1
92-4198	Fan Shroud Assembly	30	13	1	92-5346	Decal - Remote Hydraulics	13	18	1
92-4199	Skirt Assembly	13	2	1	92-5353	Decal - Dump Hydraulics	13	19	1
92-5100	Gasket - Liquid	68	1	1	92-5360	Decal - PTO (Japan)	13	16	1
92-5101	Seat - Exhaust Valve	54	*	3	92-5367	Decal - PTO (Japan)	27	40	1
92-5102	Seat - Intake Valve	54	*	3	92-5374	Decal - Fuse Block (Japan)	3	54	1
92-5103	Guide - Intake Valve	54	*	3	92-5381	Decal - ROPS (Japan)	17	3	2
92-5104	Guide - Intake Valve	54	*	3	92-5388	Decal - Rollover (Japan)	17	2	1
92-5105	Guide - Exhaust Valve	54	*	1	92-5473	Decal - ATF (Japan)	27	4	1
92-5106	Guide - Exhaust Valve	54	*	1	92-5951	Angle - Hitch	27	41	1
92-5107	Stud	53	14	1	92-5972	Grommet	14	5	4
92-5108	Gasket - Bracket	53	24	1	92-6408	Decal - Danger (Japan)	13	26	1
92-5109	Stay - Oil Filter	53	21	1	92-6415	Decal - Danger (Japan)	14	6	1
92-5110	Gauge - Oil Level	53	19	1	92-6415	Decal - Warning (Japan)	50	13	1
92-5111	Guide - Oil Level Gauge	53	32	1	92-6415	Decal - Warning (Japan)	49	32	2
92-5112	Bolt - Flange Head	53	18	1	92-6444	Decal - Grease (Japan)	27	44	2
92-5112	Bolt - Flange Head	61	2	4	92-6479	Decal - Caution (Japan)	26	32	2
92-5113	Bolt - Flange Head	55	1	3	92-6493	Decal - Warning	18	33	2
92-5116	Piston & Pin	56	*	3	92-7240	Plate - Warning (Japan)	30	40	1
92-5117	Piston & Pin	56	*	3	93-2298	Hose - Fuel	45	11	1
92-5118	Piston Ring Set	56	*	1	93-3101	Cap - Fuel	45	1	1
92-5120	Piston Ring Set	56	*	1	93-3618	Pinion & Ring Gear Assy.	20	8	1
92-5121	Piston Ring Set	56	*	1	93-3766	Decal - Caution (Japan)	30	35	1
92-5122	Nut - Timing Belt	58	4	1	93-7050	Radiator Assembly	30	30	1
92-5123	Bolt - Engine Mount	59	3	3	93-7052	Joint - Ball	19	8	2
92-5124	Body - Choke, Auto	63	15	1	93-7053	Warning Light Assembly	2	9	1
92-5125	Kit - Check Valve	64	13	1	93-7054	Front Differential Assembly	19	20	1
92-5126	Cover - Carburetor Top	63	5	1	93-7055	Turnbuckle	23	24	1
92-5127	Kit - Float & Pin	64	12	1	93-7056	Rod - Tie RH	23	22	1
92-5128	Insulator - Carburetor	63	13	1	93-7057	Rod - Tie LH	23	*	1
92-5133	Kit - Lever, Throttle	64	2	1	93-7058	Bracket - Brake Hose LH	23	*	1
92-5134	Orifice - Choke	63	8	1	93-7059	Hose - Brake Front	10	9	2
92-5135	Kit - Screw Adjusting, Idle	64	5	1	93-7059	Hose - Brake Front	23	13	2
92-5136	Kit - Adjusting Screw	63	1	1	93-7059	Hose - Brake Front	19	14	2
92-5137	Spring	63	4	1	93-7070	Bracket - Brake Hose	19	11	2
92-5140	Kit - Needle Valve	64	21	1	93-7071	Bracket - Brake Hose RH	23	12	1
92-5141	Valve - Fuel Cut-Off	64	22	1	93-7074	Mount - Differential Rear	19	21	1
92-5142	Valve - Carburetor Piston	63	3	1	93-7078	Constant Velocity Joint Assy.	23	15	2
92-5143	Gasket - Choke, Auto	63	17	1	93-7079	Tube - Brake LH	23	*	1
92-5145	Screw	63	7	6	93-7080	Tube - Brake RH	23	8	1
92-5146	Screw	64	18	4	93-7081	Tube - Brake Front RH	10	10	1
92-5147	Screw	64	15	4	93-7082	Tube - Brake Front LH	10	16	1
92-5148	Screw	64	1	1	93-7085	Tube - Brake Front	10	19	1
92-5149	Screw	63	16	1	93-7088	Support - Fan	30	16	1
92-5151	O-Ring	64	16	1	93-7090	Stub - Axle	27	14	2
92-5153	O-Ring	64	17	1	93-7091	Clutch Cable Assembly	12	36	1
92-5154	Nut - Carburetor, INR	64	4	1	93-7092	Hydraulic Tube Assembly	48	16	1
92-5155	Clamp - Carburetor	63	9	1	93-7093	Hydraulic Tube Assembly	48	20	1
92-5156	Clamp - Carburetor INR	63	6	1	93-7094	Cover - Wire Harness	2	49	1
92-5157	Bolt	63	10	2	93-7095	Frame - Engine	33	17	1
92-5160	Valve - Thermostat	61	9	1	93-7098	Accelerator Cable Assembly	35	1	1
92-5161	Gasket	61	10	1	93-7098	Cable - Accelerator	8	47	1
92-5162	Plug - Inlet	62	24	2	93-7103	Screen - Radiator	30	7	1
92-5163	Gasket - EGR Valve	62	15	1	93-7105	Cable Assembly	15	15	2
92-5164	Assembly - Hose	62	11	1	93-7106	Hi-Lo Cable Assembly	15	6	1
92-5165	Clip	62	12	1	93-7115	Bidirectional Clutch Assy.	22	*	1
92-5166	Bolt	62	13	2	93-7116	Differential Driveshaft Assy.	19	24	1
92-5167	Bracket - Front	66	1	1	93-7116	Driveshaft Assembly	21	*	1
92-5168	Bracket - Rear	66	12	1	93-7117	Plate - Adaptor	22	14	1
92-5169	Pulley	67	1	1	93-7118	Bracket - Differential Front	19	27	1
92-5172	Clamp	65	23	1	93-7121	Housing - Bell	12	8	1
92-5180	Plate - Center	39	21	1	93-7125	Brake Assembly RH	27	*	1

\*Not Illustrated

# TORO PART NUMBER INDEX (Cont.)

3319-838

Part No.	Description	Pg. Ref. No. No. Qty.	Part No.	Description	Pg. Ref. No. No. Qty.
93-7125	Rear Brake Assembly - RH	29 * 1	94-5210	Rod - Push	9 8 1
93-7126	Brake Assembly LH	27 9 1	94-5221	Flap - Master Cylinder	8 42 1
93-7126	Rear Brake Assembly - LH	29 * 1	94-5223	Bell Crank	8 19 1
93-7128	Drum - Brake	23 32 2	94-5228	Pulley	30 23 1
93-7129	Harness - Wire Rear	2 34 1	94-5232	Wire - Spark Plug, #1	65 20 1
93-7133	Arm - Control Upper LH	19 * 1	94-5233	Wire - Spark Plug, #2	65 19 1
93-7135	Arm - Control Upper RH	19 3 1	94-5234	Wire - Spark Plug, #3	65 22 1
93-7145	Screw - Cap Hex. Hd.	5 19 3	94-5235	Air Cleaner (Complete)	47 * 1
93-7149	Shield - Heat	34 56 1	94-5235	Air Cleaner Assembly	46 17 1
93-8900	Carrier Assembly	20 15 1	94-5236	Tire (Optional)	23 * 2
93-8901	Differential Case Assembly	20 * 1	94-5239	Hose - Air Cleaner	34 1 1
93-8902	Spacer - Bearing	20 24 1	94-5245	Supervisor Switch Assembly	2 29 1
93-8903	Flange	20 19 1	94-5249	Engine Assembly	34 9 1
93-8904	Shim - .003	20 21 A/R	94-5250	Operators Platform Assy.	1 17 1
93-8905	Shim - .005	20 * A/R	94-5261	Tire	23 34 2
93-8906	Shim - .010	20 * A/R	94-5272	Decal - Warning	3 68 1
93-8907	Shim - .030	20 * A/R	94-5288	Carburetor	63 11 1
93-8908	Housing - Front	20 2 1	94-5293	Float Chamber Cover Assy.	64 14 1
93-8909	Screw - Cap Hex. Hd.	20 16 8	94-5294	Valve - EGR	62 14 1
93-8910	Vent	20 1 1	94-5295	Assembly - Cover	54 9 1
93-8911	Gear - Bevel Side	20 5 2	94-5296	Label - Emission	54 24 1
93-8916	Plug Assembly	20 12 2	94-5299	Rod - Link	8 25 1
93-8917	Bearing - Needle	20 34 2	95-7394	Shaft - Brake	8 35 1
93-8918	Seal - Oil	20 33 2	98-2915	Asm-Fuel Tank	45 2 1
93-8919	Bearing - Thrust	22 10 1	98-2918	Driveshaft Assembly	28 * 2
93-8920	Housing & Race	22 5 1	98-2939	Screw - Cap Hex. Hd.	27 37 4
93-8921	Cage	22 12 1	98-2940	Yoke - Double Clamp	27 34 2
93-8922	Spring - Garter	22 6 1	98-2952	Fitting - Fuel Straight	45 9 1
93-8923	Spring	22 11 1	98-2953	Cover - Breaker	65 4 1
93-8924	Cam	22 8 1	98-2958	Cover - Clutch	57 2 1
93-8925	Roller	22 7 6	98-2959	Disc - Clutch	57 1 1
93-8929	Washer - Thrust	22 9 1	98-2962	Seal Kit - Pitman Shaft	7 * 1
93-8938	Bracket - Cover LH	30 46 1	218-446	Nut - Hex.	2 11 1
93-8939	Bracket - Cover RH	30 47 1	218-447	Washer - Lock	2 12 1
93-8940	Cover - Radiator	30 45 1	218-473	Boot - Switch	3 63 1
93-8941	Bracket - Front LH	52 15 1	218-574	Fuse - 7.5 Amp	2 46 2
93-8942	Bracket - Front RH	52 * 1	218-578	Fuse - 10 Amp	3 61 1
93-8943	Plate - Tail Light LH	52 12 1	218-600	Bulb	2 13 2
93-8944	Plate - Tail Light RH	52 * 1	219-17	Bulb - Warning Light	3 59 4
93-8958	Pedal - Clutch	12 39 1	232-27	Valve - Stem	27 17 2
93-8961	Arm - Accelerator Pedal	8 10 1	233-37	Knob	15 1 1
93-8965	Pedal - Brake	8 27 1	233-39	Knob	48 1 1
93-8969	Pedal - Accelerator	8 15 1	233-39	Knob	5 1 1
93-8971	Seal - Port, Flange	9 2 2	233-48	Knob	16 4 1
93-8981	Joint & Shaft - Outboard	25 5 1	237-21	Seal - O-Ring	49 2 6
93-8982	Boot Kit - Outboard	25 1 1	237-22	Seal - O-Ring	49 5 3
93-8983	Boot Kit - Inboard	25 2 1	237-22	Seal - O-Ring	48 9 4
93-8984	Joint Assembly - Inboard	25 4 1	237-30	Seal - O-Ring	37 34 2
93-8985	Clip - Circular	25 3 1	237-42	O-Ring	51 2 2
93-8987	Slip Joint Assembly - Lower	5 29 1	237-42	Seal - O-Ring	49 7 2
93-8988	Boot - Steering Shaft	5 24 1	237-42	Seal - O-Ring	48 11 2
94-1218	Decal - Quick Reference	13 23 1	237-42	Seal - O-Ring	37 47 1
94-1226	Decal - Dash (Japan)	3 56 1	237-78	Seal - O-Ring	49 15 4
94-1228	Decal - Load Rating (Japan)	1 16 1	237-79	Seal - O-Ring	20 13 2
94-3800	Master Cylinder Assembly	8 3 1	237-79	Seal - O-Ring	49 25 1
94-3803	Tie Rod End Assembly	23 27 2	237-79	Seal - O-Ring	37 39 2
94-3804	Tie Rod End Assembly	23 20 2	237-80	Seal - O-Ring	49 24 1
94-3814	Tube - Hydraulic	8 1 1	237-81	Seal - O-Ring	37 28 1
94-3815	Tube - Hydraulic	8 2 1	237-123	Seal - O-Ring	37 25 1
94-3819	Tube - Brake Rear	10 5 1	240-5	Grommet	12 32 1
94-3820	Tube - Brake Front	10 1 1	2410-35	Plug - Hole	2 6 1
94-3821	Plate - Center, Frame	8 34 1	2410-42	Cap - Front Bumper	1 12 2
94-3829	Pin - Clevis	16 23 1	2410-64	Plug - Hole	3 64 1
94-3837	Cable - Clutch	3 67 1	2411-33	Joint - Ball	12 3 1
94-3842	Tube - Brake Rear	10 12 1	2412-10	Clamp - R	19 13 2
94-5202	Lever Support Assembly	15 14 1	2412-10	Clamp - R	34 43 1
94-5203	Hydraulic Cylinder Assy.	49 16 2	2412-34	Clamp	49 22 1
94-5206	Barrel Assembly	50 1 1	2412-34	Clamp - Hose	30 9 2
94-5207	Shaft	50 2 1	2412-34	Clamp - Hose	34 30 2
94-5209	Cover - Dust	9 7 1	2412-34	Clamp - Hose	38 53 1

\*Not Illustrated

# TORO PART NUMBER INDEX (Cont.)

Part No.	Description	Pg. No.	Ref. No.	Qty.	Part No.	Description	Pg. No.	Ref. No.	Qty.
2412-36	Clamp	45	8	1	321-9	Screw - Cap Hex. Hd.	8	38	1
2412-36	Clamp - Hose	37	3	3	321-14	Screw - Cap Hex. Hd.	49	8	2
2412-82	Clamp - R	33	10	1	321-15	Screw - Cap Hex. Hd.	48	13	1
2412-89	Clamp - R	33	2	2	322-2	Screw - Cap Hex. Hd.	10	11	1
2412-89	Clamp - R	44	5	1	322-2	Screw - Cap Hex. Hd.	46	16	4
2412-89	Clamp - R	12	25	1	322-2	Screw - Cap Hex. Hd.	5	16	6
2412-89	Clamp - R	2	32	1	322-2	Screw - Cap Hex. Hd.	48	31	1
2412-92	Clamp - Hose	34	2	1	322-2	Screw - Cap Hex. Hd.	30	39	6
2412-92	Clamp - Hose	46	14	1	322-2	Screw - Cap Hex. Hd.	34	42	1
2412-93	Clamp - R	52	2	1	322-2	Screw - Cap Hex. Hd.	2	50	2
2412-96	Clamp - R	46	4	1	322-3	Screw - Cap Hex. Hd.	49	20	4
2412-108	Clamp - Hose	46	8	2	322-3	Screw - Cap Hex. Hd.	14	26	4
2412-108	Clamp - Hose	45	10	1	322-5	Screw - Cap Hex. Hd.	32	2	4
2412-108	Clamp - Hose	34	47	2	322-5	Screw - Cap Hex. Hd.	13	6	8
2412-119	Clamp - Hose	34	6	3	322-5	Screw - Cap Hex. Hd.	52	19	4
2412-130	Clamp - Hose	47	10	1	322-5	Screw - Cap Hex. Hd.	30	22	4
2412-130	Clamp - Hose	34	32	2	322-5	Screw - Cap Hex. Hd.	48	24	1
2412-133	Clamp - R	14	3	2	322-5	Screw - Cap Hex. Hd.	19	30	2
2412-149	Clamp - Tube	26	24	5	322-5	Screw - Cap Hex. Hd.	8	36	1
251-8	Bearing - Ball	41	1	2	322-6	Screw - Cap Hex. Hd.	34	4	2
251-8	Bearing - Ball	22	4	2	322-7	Screw - Cap Hex. Hd.	32	9	4
251-82	Bearing - Ball	32	11	2	322-12	Screw - Cap Hex. Hd.	15	25	1
251-346	Bearing - Ball	41	8	2	323-4	Screw - Cap Hex. Hd.	23	9	2
253-987	Fitting - Hydraulic 90°	37	29	1	323-4	Screw - Cap Hex. Hd.	1	22	1
254-65	Cone - Bearing	20	29	2	323-4	Screw - HH	45	16	2
254-66	Cup - Bearing	20	30	2	323-6	Screw - Cap Hex. Hd.	16	1	1
254-90	Cup - Bearing	20	23	1	323-6	Screw - Cap Hex. Hd.	46	2	1
256-155	Bushing - Flange	8	26	2	323-6	Screw - Cap Hex. Hd.	23	6	8
256-156	Bushing - Flange	12	38	2	323-6	Screw - Cap Hex. Hd.	27	11	8
256-247	Bushing - Flange	8	18	2	323-6	Screw - Cap Hex. Hd.	14	12	2
256-259	Bushing - Flange	8	9	2	323-6	Screw - Cap Hex. Hd.	26	31	2
264-91	Cone - Bearing	20	22	1	323-6	Screw - Cap Hex. Hd.	15	37	1
283-2	Pin - Clevis	8	4	1	323-7	Screw - Cap Hex. Hd.	37	14	4
283-30	Pin - Clevis	8	12	1	323-7	Screw - Cap Hex. Hd.	8	17	2
283-30	Pin - Clevis	12	35	1	323-7	Screw - Cap Hex. Hd.	19	23	4
283-62	Pin - Clevis	16	6	1	323-7	Screw - Cap Hex. Hd.	35	27	3
283-62	Pin - Clevis	15	8	3	323-7	Screw - Cap Hex. Hd.	27	43	4
283-62	Pin - Clevis	37	35	3	323-9	Screw - Cap Hex. Hd.	44	16	1
283-85	Pin - Clevis	8	14	1	323-10	Screw - Cap Hex. Hd.	37	8	1
285-17	Plug - Pipe	36	15	2	323-12	Screw - Cap Hex. Hd.	18	6	8
302-5	Filling - Grease	12	44	1	323-29	Screw - Cap Hex. Hd.	34	55	2
302-5	Fitting - Grease	19	1	4	324-5	Screw - Cap Hex. Hd.	19	28	3
302-5	Fitting - Grease	8	8	3	324-9	Screw - Cap Hex. Hd.	18	22	4
302-5	Fitting - Grease	23	26	4	324-10	Screw - Cap Hex. Hd.	18	1	4
302-5	Fitting - Grease	5	30	1	324-11	Screw - Cap Hex. Hd.	19	33	2
302-5	Fitting - Grease	27	35	4	324-12	Screw - Cap Hex. Hd.	19	19	4
302-11	Fitting - Grease	21	5	1	324-13	Screw - Cap Hex. Hd.	18	10	2
302-11	Fitting - Grease	18	8	1	324-19	Screw - Cap Hex. Hd.	33	6	2
302-58	Fitting - Grease	27	46	16	325-4	Screw - Cap Hex. Hd.	14	15	2
321-2	Screw - Cap Hex. Hd.	2	1	7	325-13	Screw - Cap Hex. Hd.	19	15	8
321-3	Screw - Cap Hex. Hd.	2	4	2	325-13	Screw - Cap Hex. Hd.	18	27	4
321-3	Screw - Cap Hex. Hd.	35	7	1	325-19	Screw - Cap Hex. Hd.	27	27	1
321-3	Screw - Cap Hex. Hd.	30	28	4	325-20	Screw - Cap Hex. Hd.	27	24	5
321-3	Screw - Cap Hex. Hd.	5	33	2	3210-9	Screw - Cap Hex. Hd.	35	6	1
321-4	Screw - Cap Hex. Hd.	33	1	2	3211-8	Screw - Cap Hex. Hd.	15	13	2
321-4	Screw - Cap Hex. Hd.	44	8	1	3215-1	Screw - Cap Hex. Hd.	37	16	1
321-4	Screw - Cap Hex. Hd.	13	9	8	3217-25	Nut - Hex.	2	38	2
321-4	Screw - Cap Hex. Hd.	30	12	4	3217-26	Nut - Hex.	2	37	1
321-4	Screw - Cap Hex. Hd.	34	15	1	3217-29	Nut - Jam	3	57	3
321-4	Screw - Cap Hex. Hd.	14	20	8	3218-18	Nut - Jam	15	43	1
321-4	Screw - Cap Hex. Hd.	1	24	4	3218-20	Nut - Jam	12	14	2
321-4	Screw - Cap Hex. Hd.	12	26	1	3218-21	Nut - Jam	23	21	2
321-4	Screw - Cap Hex. Hd.	35	30	2	3219-2	Nut	36	19	2
321-4	Screw - Cap Hex. Hd.	2	33	1	3219-14	Nut	15	5	1
321-4	Screw - Hex. Flange Hd.	26	26	4	3219-14	Nut - Hex.	37	32	1
321-6	Screw - Cap Hex. Hd.	52	3	16	3219-14	Nut - Jam	35	10	2
321-6	Screw - Cap Hex. Hd.	19	10	2	3220-1	Nut - Jam	35	2	1
321-9	Screw - Cap Hex. Hd.	10	3	4	3220-1	Nut - Jam	37	37	4
321-9	Screw - Cap Hex. Hd.	48	5	2	3220-1	Nut - Jam	15	41	4
321-9	Screw - Cap Hex. Hd.	16	27	1	3220-2	Nut - Jam	12	2	1

\*Not Illustrated

# TORO PART NUMBER INDEX (Cont.)

3319-838

Part No.	Description	Pg. No.	Ref. No.	Qty.	Part No.	Description	Pg. No.	Ref. No.	Qty.
3220-2	Nut - Jam	35	5	1	3256-23	Washer - Flat	13	4	8
3220-3	Nut - Hex. Jam	8	24	1	3256-23	Washer - Flat	34	5	2
3220-3	Nut - Jam	15	12	2	3256-23	Washer - Flat	52	20	4
3220-7	Nut - Jam	23	23	1	3256-23	Washer - Flat	16	21	1
3220-11	Nut - Jam	23	25	2	3256-23	Washer - Flat	14	25	4
3220-16	Nut - Hex. Jam	8	44	1	3256-23	Washer - Flat	48	26	2
3229-25	Screw - Carriage	49	19	2	3256-24	Washer - Flat	23	10	2
3230-18	Bolt - Carriage	14	2	8	3256-24	Washer - Flat	44	17	2
3230-23	Bolt - Carriage	44	6	4	3256-24	Washer - Flat	52	18	6
3230-23	Bolt - Carriage	30	21	7	3256-25	Washer - Flat	33	5	2
3231-3	Bolt - Carriage	18	21	4	3256-26	Washer - Flat	8	21	1
3231-21	Bolt - Carriage	44	7	6	3256-27	Washer - Flat	26	6	4
3231-21	Bolt - Carriage	48	21	1	3256-27	Washer - Flat	18	31	2
3231-21	Bolt - Carriage	14	22	4	3256-28	Washer - Flat	32	15	1
3231-21	Bolt - Carriage	15	32	4	3256-45	Washer - Flat	30	24	1
3231-26	Bolt - Carriage	35	15	1	3256-61	Washer - Flat	13	25	14
3231-28	Bolt - Carriage	30	17	1	3256-61	Washer - Flat	1	29	4
3232-17	Bolt - Carriage	26	19	8	3256-67	Washer - Flat	46	11	2
3234-1	Screw - Hex. Flange Hd.	1	13	6	3257-7	Key - Woodruff	32	17	1
3234-4	Screw - Hex. Flange Hd.	37	42	4	3258-19	Screw - Round Head	47	2	2
3234-11	Screw - Cap Hex. Hd.	33	14	6	3272-6	Pin - Cotter	15	3	3
3234-38	Screw - HH	45	22	2	3272-6	Pin - Cotter	8	7	1
3234-38	Screw - Hex. Flange Hd.	26	17	24	3272-6	Pin - Cotter	16	8	1
3234-40	Screw - Hex. Flange Hd.	17	4	4	3272-6	Pin - Cotter	37	30	3
3245-31	Screw - Set	30	48	1	3272-10	Pin - Cotter	8	11	2
3250-13	Screw	2	51	2	3272-10	Pin - Cotter	12	37	1
3250-13	Screw - Hex. Hd.	13	15	20	3272-11	Pin - Cotter	19	34	2
3250-13	Screw - Pan Hd.	1	27	4	3272-12	Pin - Cotter	23	16	4
3250-20	Screw - Round Hd.	30	2	4	3272-37	Pin - Cotter	49	18	2
3253-3	Washer - Lock	35	8	1	3274-31	Screw - Button Hd.	2	7	4
3253-3	Washer - Lock	55	22	2	3274-52	Screw - Hex. Socket Hd.	36	39	4
3253-3	Washer - Lock	30	27	4	3274-54	Screw - HSH	45	19	2
3253-3	Washer - Lock	12	28	4	3274-94	Screw - Socket Button Hd.	52	16	6
3253-3	Washer - Lock	34	37	1	3274-96	Screw	22	15	4
3253-4	Washer - Lock	57	4	6	3274-97	Screw - Hex. Socket Hd.	22	17	6
3253-4	Washer - Lock	13	5	8	3274-97	Screw - Socket Hex. Hd.	19	26	6
3253-4	Washer - Lock	35	13	2	3277-1	Nut - Hex.	5	5	1
3253-4	Washer - Lock	5	14	4	3290-221	Washer - Spring	15	34	1
3253-4	Washer - Lock	22	16	6	3290-221	Washer - Spring	16	36	2
3253-6	Washer - Lock	23	2	10	3290-271	Rivet - Pop	30	41	2
3253-6	Washer - Lock	34	21	2	3290-321	Screw - Hex. Flange Hd.	8	31	2
3253-6	Washer - Lock	19	29	3	3290-357	Nut - Flange	46	13	1
3253-6	Washer - Lock	27	45	10	3290-357	Nut - Flange	35	18	1
3253-15	Washer - Lock	45	5	5	3290-357	Nut - Flange	45	23	2
3253-15	Washer - Lock	2	39	2	3290-357	Nut - Flange	8	37	2
3253-18	Washer - Lock	36	40	4	3290-357	Nut - Flange Head	26	30	2
3253-19	Washer - Lock	3	58	3	3290-357	Nut - Flange Lock	44	1	6
3253-21	Washer - Lock	23	7	8	3290-357	Nut - Flange Lock	1	8	9
3253-21	Washer - Lock	27	10	8	3290-357	Nut - Flange Lock	14	10	4
3253-21	Washer - Lock	14	13	2	3290-357	Nut - Flange Lock	30	14	1
3253-21	Washer - Lock	19	22	4	3290-357	Nut - Flange Lock	18	16	4
3253-22	Washer - Lock	12	9	4	3290-357	Nut - Flange Lock	15	33	4
3253-22	Washer - Lock	35	17	1	3290-357	Nut - Flange Lock	34	50	2
3254-1	Washer - Lock	2	36	1	3290-378	Tie - Cable	45	26	1
3254-2	Washer - Lock	34	11	1	3290-413	Washer - Belleville	33	12	12
3255-9	Washer - Lock ETLW	44	2	1	3290-455	Washer	5	12	1
3256-3	Washer - Flat	32	8	4	3290-456	Washer - Belleville	15	46	2
3256-4	Washer - Flat	37	12	1	3290-477	Washer - Curved	16	28	1
3256-6	Washer - Flat	26	9	4	3290-478	Washer - Belleville	16	17	1
3256-6	Washer - Flat	18	32	2	3290-506	Palnut	52	4	2
3256-14	Washer - Flat	48	30	1	3290-507	Pin - Dowel	15	31	1
3256-22	Washer - Flat	10	4	5	3296-2	Nut - Lock	13	22	20
3256-22	Washer - Flat	2	5	2	3296-2	Nut - Lock	1	30	4
3256-22	Washer - Flat	13	8	8	3296-2	Nut - Lock	8	33	2
3256-22	Washer - Flat	30	11	4	3296-2	Nut - Lock	2	45	2
3256-22	Washer - Flat	52	11	19	3296-3	Nut - Lock	35	28	1
3256-22	Washer - Flat	48	18	3	3296-4	Nut - Lock	12	4	1
3256-22	Washer - Flat	14	19	8	3296-5	Nut - Flange Lock	30	25	1
3256-22	Washer - Flat	8	39	3	3296-5	Nut - Lock	36	12	1
3256-22	Washer - Flat	12	41	2	3296-6	Nut - Lock	8	20	2

\*Not Illustrated

# TORO PART NUMBER INDEX (Cont.)

Part No.	Description	Pg. No.	Ref. No.	Qty.	Part No.	Description	Pg. No.	Ref. No.	Qty.
3296-15	Nut - Lock	32	16	1	32128-20	Nut - Flange Lock	44	18	2
3296-23	Nut - Hex.	19	16	8	32128-20	Nut - Flange Lock	14	21	12
3296-23	Nut - Lock	26	10	4	32128-20	Nut - Flange Lock	8	29	2
3296-23	Nut - Lock	18	14	4	32128-20	Nut - Flange Lock	34	44	1
3296-23	Nut - Lock	14	16	2	32128-20	Nut - Lock	19	12	2
3296-23	Nut - Lock	8	22	1	32128-20	Nut - Lock	48	33	1
3296-27	Nut - Lock	35	21	2	32128-20	Nut - Lock	30	37	6
3296-27	Rivet - Plastic	44	13	4	32128-21	Nut - Lock	37	11	1
3296-29	Nut - Flange Lock	30	20	8	32128-23	Nut - Flange	45	24	2
3296-29	Nut - Lock	32	6	6	32128-23	Nut - Flange Lock	17	5	4
3296-29	Nut - Lock	12	13	1	32128-23	Nut - Flange Lock	26	21	24
3296-29	Nut - Lock	52	21	4	32128-33	Nut - Flange	35	3	2
3296-29	Nut - Lock	48	27	1	32128-33	Nut - Flange	34	13	1
3296-29	Nut - Lock	8	30	1	32128-33	Nut - Flange	33	18	2
3296-29	Nut - Lock	34	36	2	32128-33	Nut - Flange	2	44	11
3296-39	Nut - Flange Lock	37	20	4	32128-33	Nut - Flange Head	49	12	2
3296-39	Nut - Flange Lock	44	20	1	32128-33	Nut - Flange Lock	37	1	1
3296-39	Nut - Lock	52	1	6	32128-33	Nut - Flange Lock	44	4	1
3296-39	Nut - Lock	33	11	2	32128-33	Nut - Flange Lock	48	6	1
3296-39	Nut - Lock	26	13	6	32128-33	Nut - Flange Lock	12	24	1
3296-39	Nut - Lock	35	20	3	32128-33	Nut - Flange Lock	26	27	4
3296-39	Nut - Lock	48	23	1	32128-33	Nut - Lock	1	25	4
3296-39	Nut - Lock	18	28	8	32128-36	Nut - Lock	27	38	4
3296-39	Nut - Lock	16	33	1	32128-44	Nut - Flange Lock	14	9	2
3296-39	Nut - Lock	27	42	4	32128-53	Nut - Flange Lock	27	26	2
3296-39	Nut - Lock	15	45	1	32128-53	Nut - Flange Lock	23	36	2
3296-42	Nut - Lock	16	12	1	32136-2	Nut - Hex. Slotted	19	5	2
3296-42	Nut - Lock	52	13	12	32136-3	Nut - Hex. Slotted	23	17	4
3296-42	Nut - Lock	45	17	2	32144-4	Screw - Hex. Washer Hd.	15	9	2
3296-42	Nut - Lock	48	19	2	32144-18	Screw - Cap Hex. Hd.	2	22	2
3296-42	Nut - Lock	10	20	4	32144-42	Screw - Spark Arrestor	34	52	1
3296-42	Nut - Lock	19	31	2	32144-52	Screw - Hex. Hd.	13	12	6
3296-42	Nut - Lock	5	32	2	32144-93	Screw - Self Tapping	52	6	2
3296-42	Nut - Lock	30	38	4	32144-116	Screw - Pan Head	5	8	8
3296-42	Nut - Lock	8	41	1	32148-6	Insert - Threaded	2	2	2
3296-48	Nut - Lock	19	6	6	32148-7	Nut - Clinch	1	18	8
3296-48	Nut - Lock	18	11	10	32148-7	Nut - Clinch	15	19	2
3296-48	Nut - Lock	33	16	2	32148-9	Insert - Threaded	26	1	8
3296-58	Nut - Lock	15	11	1	32148-15	Insert - Threaded	15	4	1
3296-59	Nut - Lock	5	13	1	32148-15	Nut - Clinch	37	31	1
3296-76	Nut - Lock	26	33	8	32151-41	Ring - Retaining	31	1	1
32104-82	Screw - Hex. Flange Hd.	26	25	2	32151-56	Ring - Retaining	8	16	1
32104-88	Screw	1	4	6	32151-104	Ring - Retaining	19	2	4
32107-11	Nut - Square	47	4	2	32152-10	Nut	50	12	1
32113-14	Screw	36	8	2	340-2	Fitting - Straight	49	10	1
32120-47	Ring - E	8	13	1	340-3	Fitting - Hydraulic Straight	49	26	1
32120-47	Ring - E	12	33	2	340-77	Fitting - Hydraulic 90°	49	6	1
32120-47	Ring - Retaining	16	10	3	340-86	Fitting - Hydraulic Tee	48	15	1
32121-7	Pin - Roll	12	19	1	340-92	Fitting - Hydraulic Straight	49	29	1
32121-15	Pin - Roll	20	28	1	340-94	Fitting - Hydraulic Tee	48	10	1
32121-24	Pin - Roll	12	21	2	340-132	Fitting - Hydraulic 90°	49	14	4
32121-48	Pin - Roll	15	23	1	340-140	Fitting - Hydraulic Tee	49	28	1
32122-24	Screw - RH	45	6	5	340-151	Fitting - Hydraulic Tee	49	30	1
32128-20	Nut - Flange	10	17	1	353-781	Fitting - Fuel 90°	45	14	1
32128-20	Nut - Flange	46	18	4	354-134	Fitting - Hydraulic 90°	37	40	2
32128-20	Nut - Flange	5	27	6	354-135	Fitting - Hydraulic 90°	37	5	1
32128-20	Nut - Flange	2	48	2	354-136	Fitting - Hydraulic Straight	49	23	1
32128-20	Nut - Flange Head	49	11	4					

\*Not Illustrated

## PRODUCT CHANGES

In an effort to make improvements available to TORO owners as quickly as possible, minor changes are incorporated into Toro's products from time to time that do not become immediately shown in the Parts Catalog. If such a change has been made in your unit, which is not reflected in your manual, see your TORO Distributor or his Authorized TORO Service Dealer for information and part numbers.

## IDENTIFICATION AND ORDERING

### MODEL AND SERIAL NUMBERS

The Workman 4200 has two identification numbers; a model number and a serial number. The two numbers are stamped on a plate which is located on the main frame. In any correspondence concerning the Workman 4200, supply model and serial numbers to assure that correct information and replacement parts are obtained.

To order replacement parts from an Authorized TORO Service Dealer, supply the following information:

1. Model and serial number of the Workman 4200.
2. Part number, description, and the quantity of part(s) desired.

**NOTE:** Do not order by reference number if a parts catalog is being used; use the PART NUMBER.

## TABLE OF CONTENTS

Description	Page	Description	Page
Front Bumper & Hood Assembly .....	1	Transaxle Installation Assembly .....	37-38
Control Panel Assembly .....	2-3	Transaxle Case Assembly .....	39
Electrical Schematic .....	4	Countershaft Assembly .....	40
Steering Linkage Assembly .....	5	Transaxle Gear Shafts Assembly .....	41
Steering Gear Assembly No. 87-1500 .....	6-7	Shift Fork Assembly .....	42
Brake & Accelerator Pedal Assembly .....	8	Differential Gear Assembly .....	43
Master Brake Cylinder No. 94-3800 .....	9	Battery Mount Assembly .....	44
Hydraulic Brake Line Routing Assembly .....	10	Fuel Tank Assembly .....	45
Hydraulic Schematic .....	11	Air Cleaner & Fuel Supply Assembly .....	46
Clutch Linkage Assembly .....	12	Air Cleaner Assembly .....	47
Seat Base Assembly .....	13	Lift Valve Linkage Assembly .....	48
Seat Back Assembly .....	14	Lift Valve & Cylinder Assembly .....	49
Hi-Lo Shift Levers Assemblies .....	15	Lift Cylinder No. 94-5203 .....	50
Differential Lock & Parking Brake Assemblies .....	16	Control Valve Assembly No. 43-1950 .....	51
R.O.P.S. Assembly .....	17	Rear Fender & Tail Light Assembly .....	52
Front Suspension Assembly .....	18	Cylinder Block Assembly .....	53
Front Suspension Control Arm Assembly .....	19	Rocker Cover & Cylinder Head Assembly .....	54
Front Differential Assembly No. 93-4054 .....	20	Covers & Oil Pan Assembly .....	55
Differential Driveshaft Assembly No. 93-7116 .....	21	Piston & Crankshaft Assembly .....	56
Bidirectional Overrunning Clutch Assembly .....	22	Clutch & Clutch Release Assembly .....	57
Front Wheel Assembly .....	23	Camshaft & Valves Assembly .....	58
Front Brake Assembly .....	24	Balancer & Oil Pressure Switch & Engine Mount .....	59
Constant Velocity (CV) Joint Assembly No. 93-7078 .....	25	Oil Pump & Filter Assembly .....	60
Rear Frame Assembly .....	26	Water Pump & Thermostat Assembly .....	61
Rear Axle Assembly .....	27-28	Exhaust & Intake Manifold Assembly .....	62
Rear Brake Assembly .....	29	Carburetor Installation Assembly .....	63
Radiator & Hydraulic Pump Assembly .....	30	Carburetor Assembly .....	64
Hydraulic Pump Assembly No. 87-5700 .....	31	Distributor Assembly .....	65
Hydraulic Pump Drive Assembly .....	32	Starter Assembly .....	66
Engine Frame Assembly .....	33	Alternator Assembly .....	67
Engine Installation Assembly .....	34	Gasket Kit .....	68
Governor Assembly .....	35	TORO Part Number Index .....	69-80
Governor .....	36		

Japanese parts kit number 93-8951 contains all of the individual parts on the preceding pages designated as (Japan).





