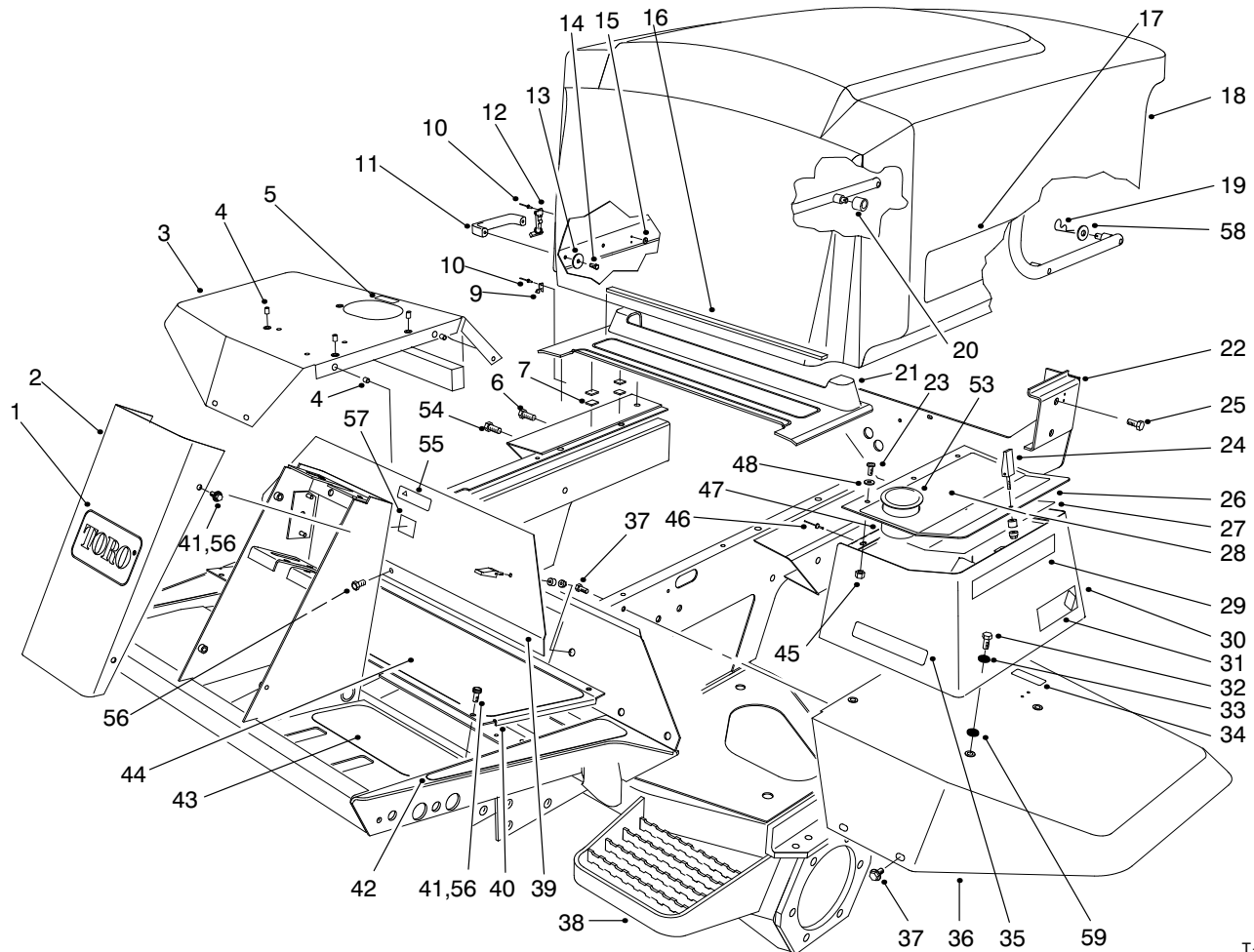




MODEL NO. 03800-70226 & UP
 MODEL NO. 03800TE-70114 & UP
 MODEL NO. 03801-70234 & UP
 MODEL NO. 03801TE-70157 & UP

**PARTS
 CATALOG**

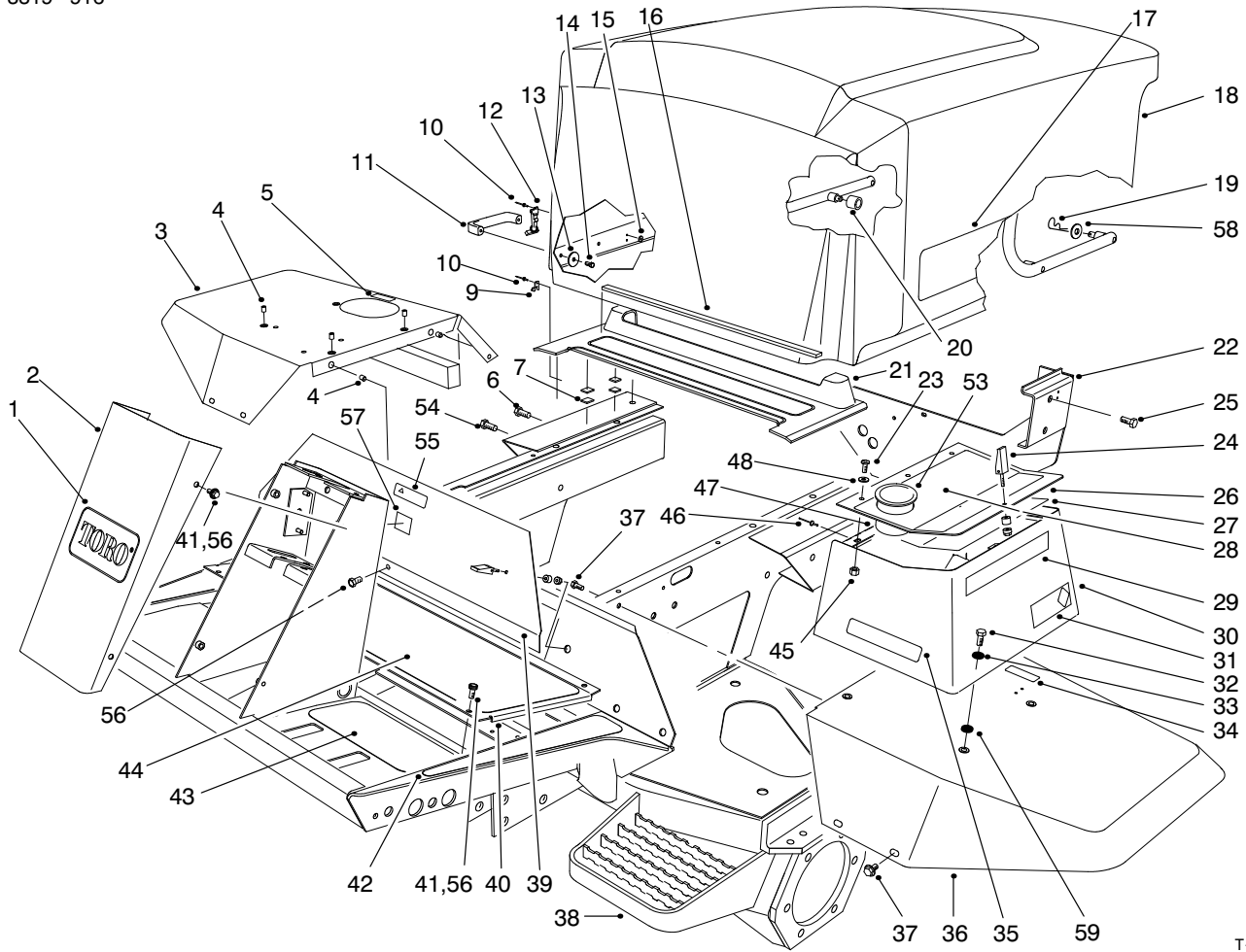
**REELMASTER® 6500D – 2WD/4WD
 TRACTION UNIT**



T-2366-3

FRAME & BODY ASSEMBLY

Ref. No.	Part No.	Description	No. Used	Ref. No.	Part No.	Description	No. Used
1	62-5550	Decal-Toro	1	16	92-7633	Strip-Bumper, Hood	1
2	93-7996	Cover-Tower	1	17	92-7532	Decal-RM6500D	2
3	93-7579	Fender-RH	1	18	92-7511	Hood	1
4	32148-7	Nut-Clinch	5	19	3290-467	Pin-Cotter, Hair	2
5	85-4730	Decal-Hydraulic Oil Only	1	20	93-7582	Hose	1
5	93-6686	Decal-Hydraulic Oil (Europe)	1	21	94-2617	Cover-Pump	1
5	88-1980	Decal-Hydraulic Oil (Japan)	1	22	94-8131	Frame-Rear (Incl. Ref. #1, Page 51)	1
6	33106-035	Screw-HHF	8	23	3258-166	Screw	3
7	93-9155	Velcro	2	24	74-5950	Latch-Swell	3
9	249-40	Keeper	1	25	33108-035	Screw	6
10	3269-13	Rivet-Pop	4	26	93-9180	Cover-Box, Tool	1
11	65-5100	Handle-Hood	1	27	93-9165	Decal-Inst. Service, 2WD	1
12	59-9740	Latch-Draw	1	27	94-2935	Decal-Service (Danish)	1
13	3256-78	Washer-Flat	2	27	94-2936	Decal-Service (Dutch)	1
14	46-8091	Screw-Tapping	2	27	94-2937	Decal-Service (Finnish)	1
15	3269-10	Washer-Flat	2	27	94-2938	Decal-Service (French)	1
				27	94-2939	Decal-Service (German)	1



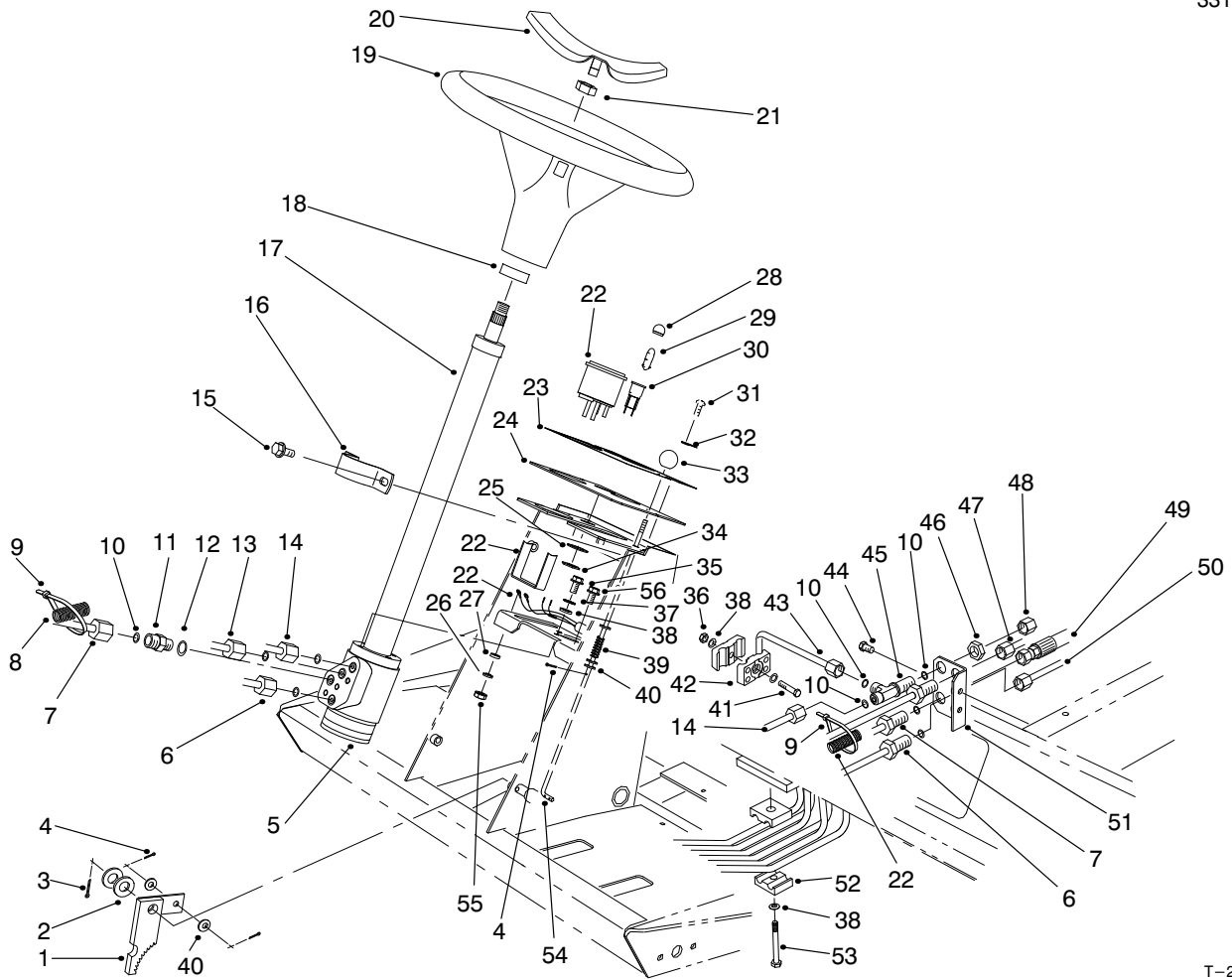
T-2366-3

FRAME & BODY ASSEMBLY (Continued)

Ref. No.	Part No.	Description	No. Used
27	94-2940	Decal-Service (Italian)	1
27	94-2942	Decal-Service (Norwegian)	1
27	94-2943	Decal-Service (Portuguese)	1
27	94-2944	Decal-Service (Spanish)	1
27	94-2945	Decal-Service (Swedish)	1
27	94-2941	Decal-Service (Japan)	1
27	93-9166	Decal-Instr. Service, 4WD	1
27	94-2924	Decal-Service (Danish)	1
27	94-2925	Decal-Service (Dutch)	1
27	94-2926	Decal-Service (Finnish)	1
27	94-2927	Decal-Service (French)	1
27	94-2928	Decal-Service (German)	1
27	94-2929	Decal-Service (Italian)	1
27	94-2931	Decal-Service (Norwegian)	1
27	94-2932	Decal-Service (Portuguese)	1
27	94-2933	Decal-Service (Spanish)	1
27	94-2934	Decal-Service (Swedish)	1
27	94-2930	Decal-Service (Japan)	1
28	93-9177	Decal-Warning, Hillside	1
28	93-1262	Decal-Hillside (Europe)	1
28	94-4572	Decal-Hillside (Japan)	1
29	72-3560	Decal-4WD (Model 03801)	1
30	75-5810	Box-Tool	1
31	93-0096	Decal-ACE	2
32	322-3	Screw-HH	4
33	3256-3	Washer-Flat	4
34	52-1320	Decal-Fuel, Diesel	1
34	93-6680	Decal-Fuel, Diesel (Europe)	1
34	84-2860	Decal-Fuel, Diesel (Japan)	1

Ref. No.	Part No.	Description	No. Used
35	75-5190	Decal-No Riders	1
35	93-6689	Decal-No Riders (Europe)	1
35	84-3420	Decal-No Riders (Japan)	1
36	75-3860	Fender-LH	1
37	3234-14	Screw-Flange	10
38	94-9953	Frame-Front (Incl. Ref. #42, 43 & on Page 67, #21)	1
39	75-1390	Cover-Access, Front	1
40	75-1410	Plate-Access, Floor	1
41	75-6840	Knob-Knurled	8
42	93-7592	Tread-Footrest	2
43	75-0620	Tread-Foot, LH	1
*	75-0610	Tread-Foot, RH	1
44	75-0630	Tread-Foot, Center	1
45	32128-33	Nut-Flange	3
46	93-8744	Rivet-Pop	3
47	75-5780	Hinge-Cover	1
48	3256-1	Washer-Flat	3
53	94-1410	Holder-Can, Beverage	1
54	33105-035	Screw-Flange	2
55	93-9426	Decal-Danger	1
55	93-9425	Decal-Danger (Europe)	1
55	94-4579	Decal-Danger (Japan)	1
56	3234-7	Screw-(Europe)	3
57	93-7252	Decal-(Europe)	1
58	66-6480	Washer	2
59	66-2920	Washer	4

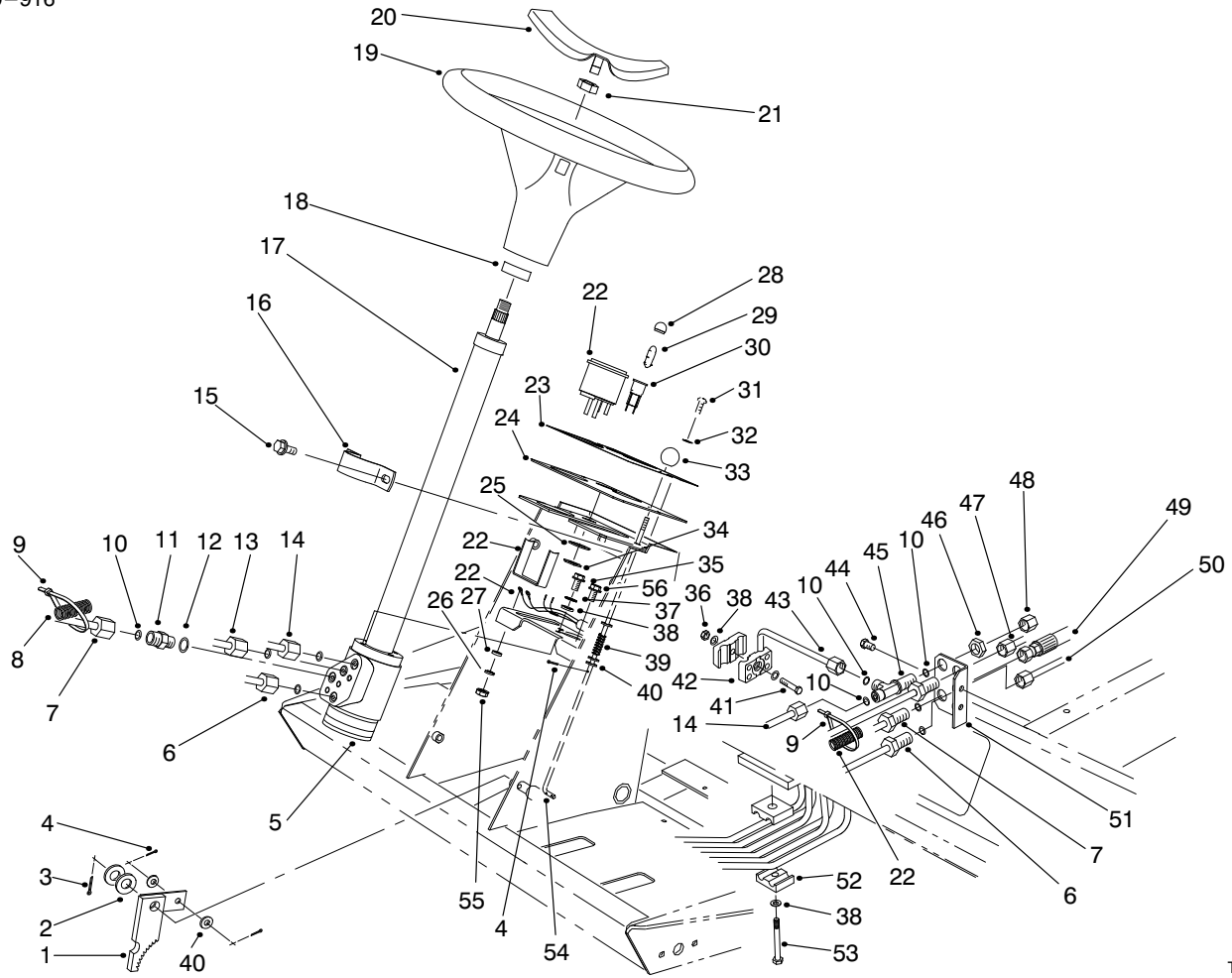
* Not Illustrated



T-2447-3

STEERING TOWER ASSEMBLY

Ref. No.	Part No.	Description	No. Used	Ref. No.	Part No.	Description	No. Used
1	63-7900	Rack	1	23	94-4573	Decal-Tower (Japan)	1
2	3256-26	Washer-Flat	2	24	93-7998	Plate-Instrument	1
3	3272-10	Pin-Cotter	1	25	218-536	Washer-Lock, Int. Tooth	1
4	3272-5	Pin-Cotter	3	26	3219-14	Washer-Lock	3
5	94-9950	Asm-Valve, Steering	1	27	3256-14	Washer-Flat	2
6	94-3059	Tube-Steering, RH	1	28	218-533	Lens-Red	1
7	94-3061	Tube-Steering, Front, In	1	29	93-7480	Bulb-LED	1
8	94-3090	Harness-Wire, Main	1	30	44-2210	Asm-Light, Warning (Incl. Ref. #25, 28, 29, & 34)	1
9	3290-378	Tie-Cable	7	31	87-6620	Screw-Torx Pan Hd.	2
10	237-22	O-Ring	10	32	3256-1	Washer-Flat	2
11	340-2	Adapter (Incl. Ref. #10 & 12)	4	33	233-17	Knob	1
12	237-42	O-Ring	4	34	218-535	Nut-Lock	1
13	94-3060	Tube-Steering, Front LH	1	35	33103-025	Screw-HHF	1
14	94-3062	Tube-Steering, Front, Out	1	36	3296-47	Nut-Lock	1
15	3234-7	Screw	2	37	3255-8	Washer-Lock	1
16	75-2810	Bracket-Column, Steering	1	38	3256-23	Washer-Flat	6
17	94-9951	Asm-Column, Steering	1	39	95-1821	Spring-Brake, Park	1
18	21-9260	Cover-Dust	1	40	3256-22	Washer-Flat	5
19	94-3500	Wheel-Steering (Incl. Ref. #20)	1	41	322-7	Screw-HH	1
20	88-3870	Cover	1	42	56-7972	Clamp	2
21	94-9952	Nut-Jam	1	43	94-1447	Tube-Steering, Return	1
22	93-4213	Asm-Speedometer (Incl. Ref. #26, 27 & 53)	1	44	32144-11	Screw-Thread Forming	2
23	93-7554	Decal-Tower	1	45	340-68	Fitting-Tee, Bulkhead (Incl. Ref. #10)	1
23	93-1263	Decal-Tower (Europe)	1	46	340-70	Nut-Lock, Bulkhead	4
				47	92-7495	Asm-Tube, Steering Rear	1

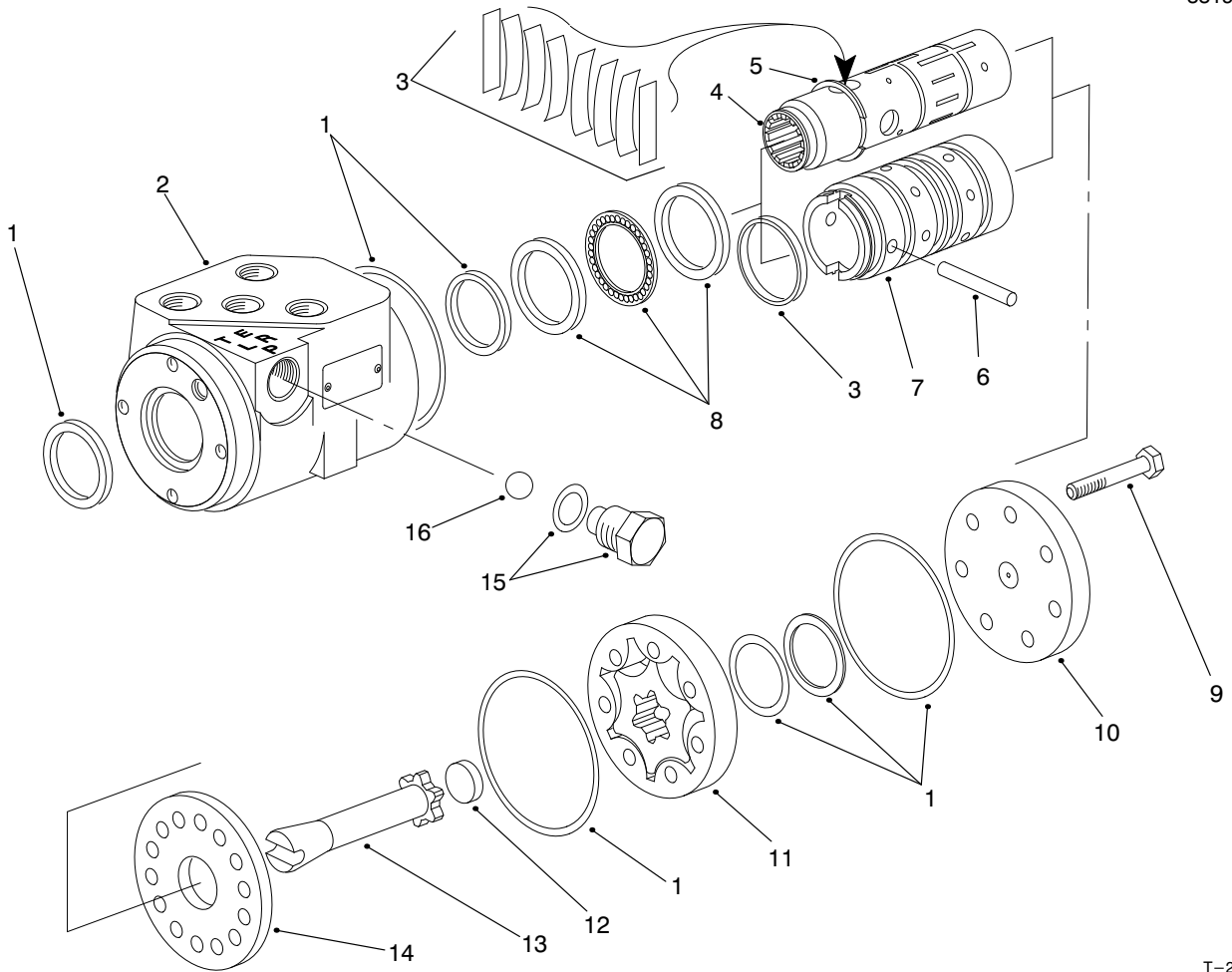


T-2447-3

STEERING TOWER ASSEMBLY

Ref. No.	Part No.	Description	No. Used
48	340-117	Cap-Fitting	1
49	92-7622	Hose-Steering	1
50	92-7494	Asm-Tube Steering Rear	1
51	92-7606	Bracket-Bulkhead	1
52	56-7973	Clamp	6

Ref. No.	Part No.	Description	No. Used
53	322-6	Screw-HH	3
54	75-1490	Rod-Brake, Park	1
55	3253-2	Nut-Hex.	9
56	33103-020	Screw-HHF	2



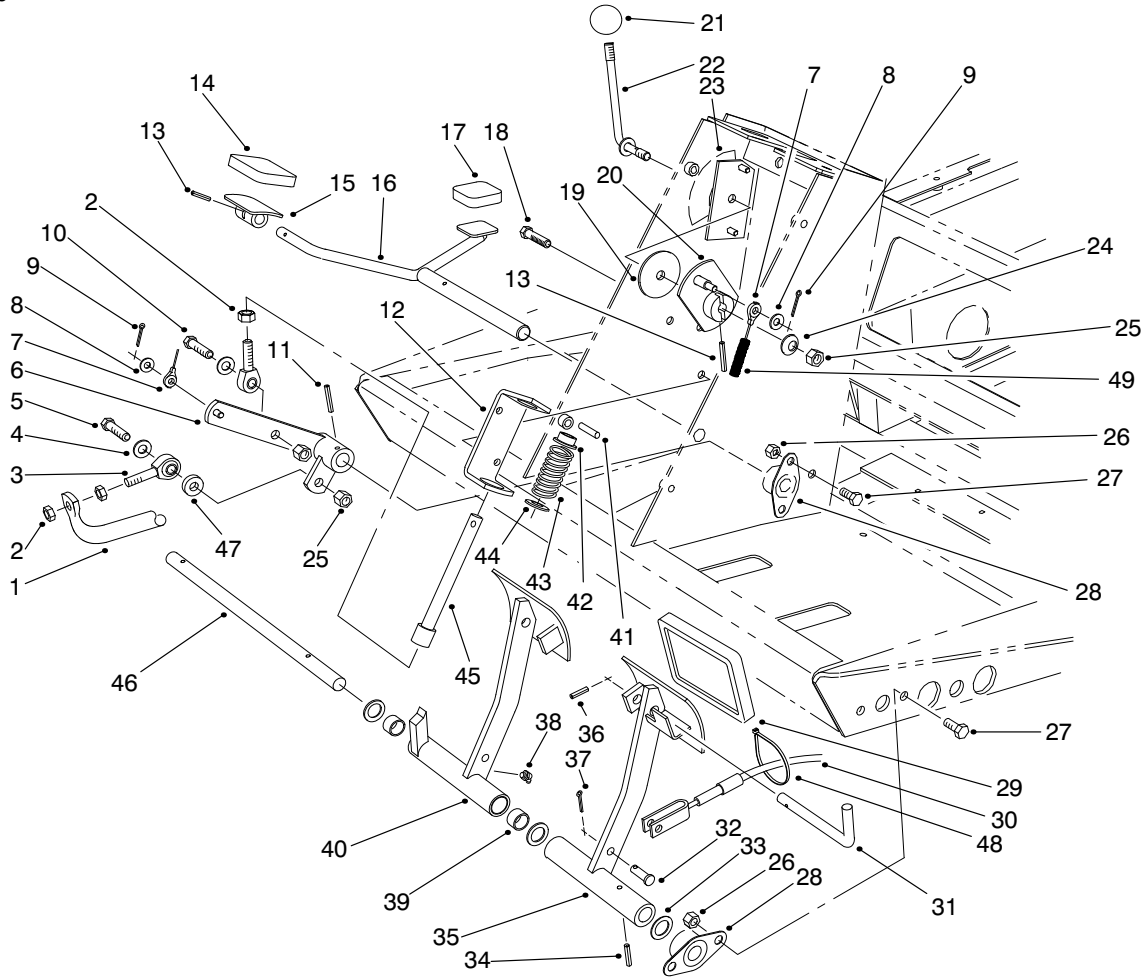
T-2312-3

STEERING VALVE ASSEMBLY NO. 94-9950

Ref. No.	Part No.	Description	No. Used
1	94-4099	Kit-Seal	1
†2		Housing	1
3	94-4095	Kit-Spring, Centering	1
†4		Spool	1
5	94-4098	Ring-Retaining	1
6	94-4094	Pin	1
†7		Sleeve	1
8	94-4096	Kit-Bearing	1

Ref. No.	Part No.	Description	No. Used
9	94-4088	Screw	7
10	94-4089	Cap-End	1
11	94-4090	Gerotor	1
12	94-4091	Spacer	1
13	94-4093	Drive	1
14	94-4092	Plate-Wear	1
15	94-4097	Asm-Plug	1
16	94-4100	Ball	1

† Not Serviced Separately.



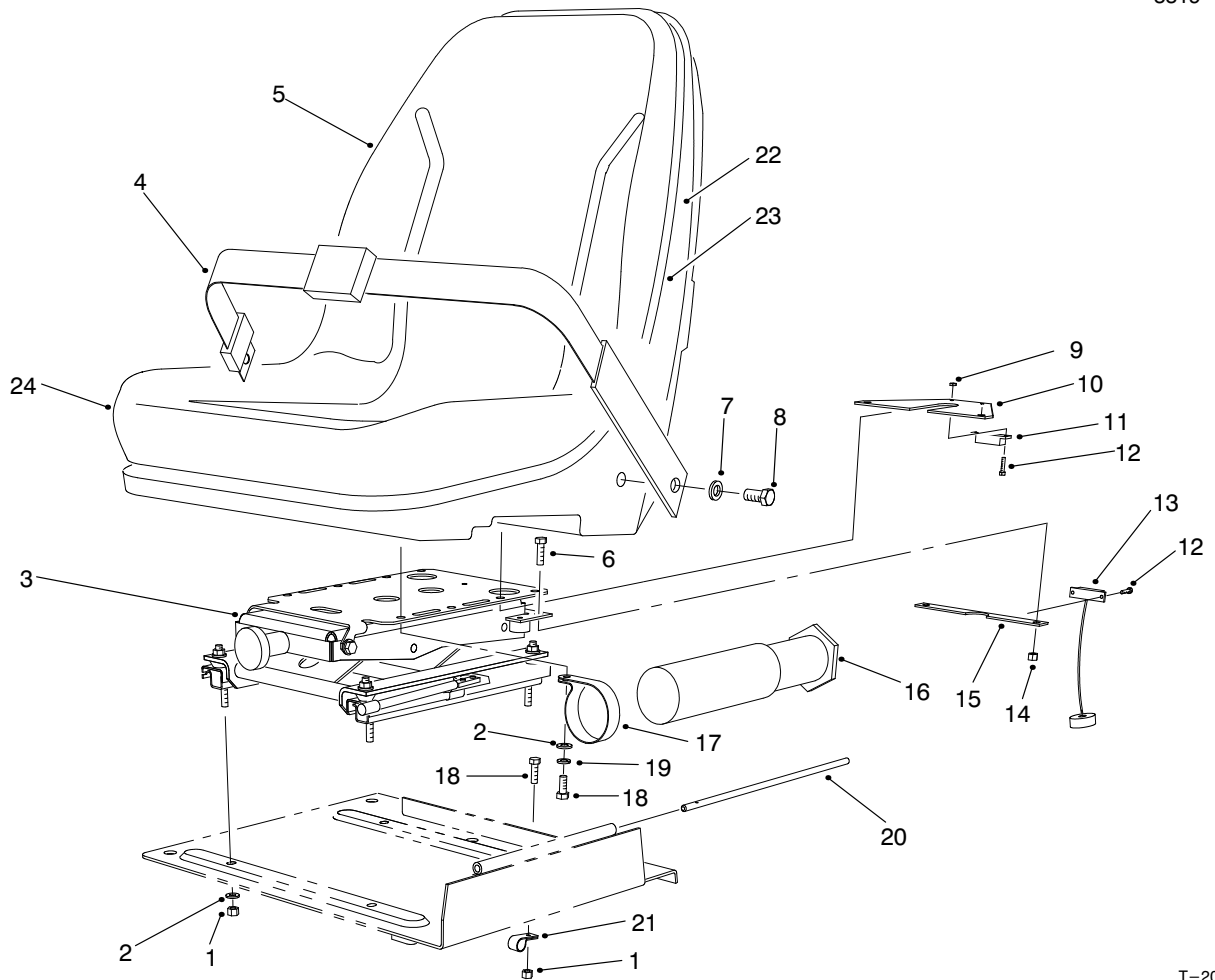
T-2063-4

TRACTION & BRAKE PEDAL ASSEMBLY

Ref. No.	Part No.	Description	No. Used
1	92-7531	Tube-Control, Pump	1
2	3220-3	Nut-Jam	3
3	2411-36	Bearing-Rod End	2
4	3256-24	Washer-Flat	2
5	323-9	Screw-HH	1
6	75-3270	Hub-Pivot, Traction	1
7	75-6580	Cable-Pedal	1
8	3256-22	Washer-Flat	2
9	3272-2	Pin-Cotter	2
10	323-7	Screw-HH	1
11	32121-6	Pin-Roll	1
12	92-7608	Bracket-Spring	1
13	32121-45	Pin-Roll	2
14	74-9100	Pad-Pedal, Forward	1
15	49-6440	Pedal-Accelerator	1
16	75-2970	Pedal-Traction	1
17	74-9110	Pad-Pedal, Reverse	1
18	32144-14	Screw-HH	2
19	75-6550	Disc-Friction	1
20	75-6510	Bracket-Lever	1
21	233-42	Knob	1
22	75-6490	Lever	1
23	75-6710	Decal-Fast/Slow	1
23	93-6699	Decal-Fast/Slow (Europe)	1
23	84-3500	Decal -Fast/Slow (Japan)	1
24	3290-461	Washer-Belleville	1
25	3296-39	Nut-Lock	3

Ref. No.	Part No.	Description	No. Used
26	32128-20	Nut-Lock	8
27	322-3	Screw-HH	8
28	256-236	Bearing-Flange	4
29	93-8742	Pad-Brake	2
30	92-7530	Asm-Cable, Brake LH	1
*	92-7529	Asm-Cable, Brake RH	1
31	63-7880	Pin-Latch, Brake	1
32	283-58	Pin-Clevis	2
33	3256-69	Washer-Flat	3
34	32121-16	Pin-Roll	1
35	75-1440	Pedal-Brake, LH	1
36	32121-50	Pin-Roll	1
37	3272-10	Pin-Cotter	2
38	302-60	Fitting-Grease	1
39	256-42	Bushing	2
40	75-1430	Pedal-Brake, RH (Incl. Ref. #38 & 39)	1
41	32121-11	Pin-Roll	1
42	92-7610	Retainer-Spring	1
43	60-5700	Spring-Compression	1
44	3256-5	Washer-Flat	1
45	92-7609	Shaft-Spring	1
46	75-1470	Pin-Pivot, Brake	1
47	5-0652	Spacer	1
48	3290-378	Tie-Cable	1
49	95-7151	Tube-Convolved	1

* Not Illustrated

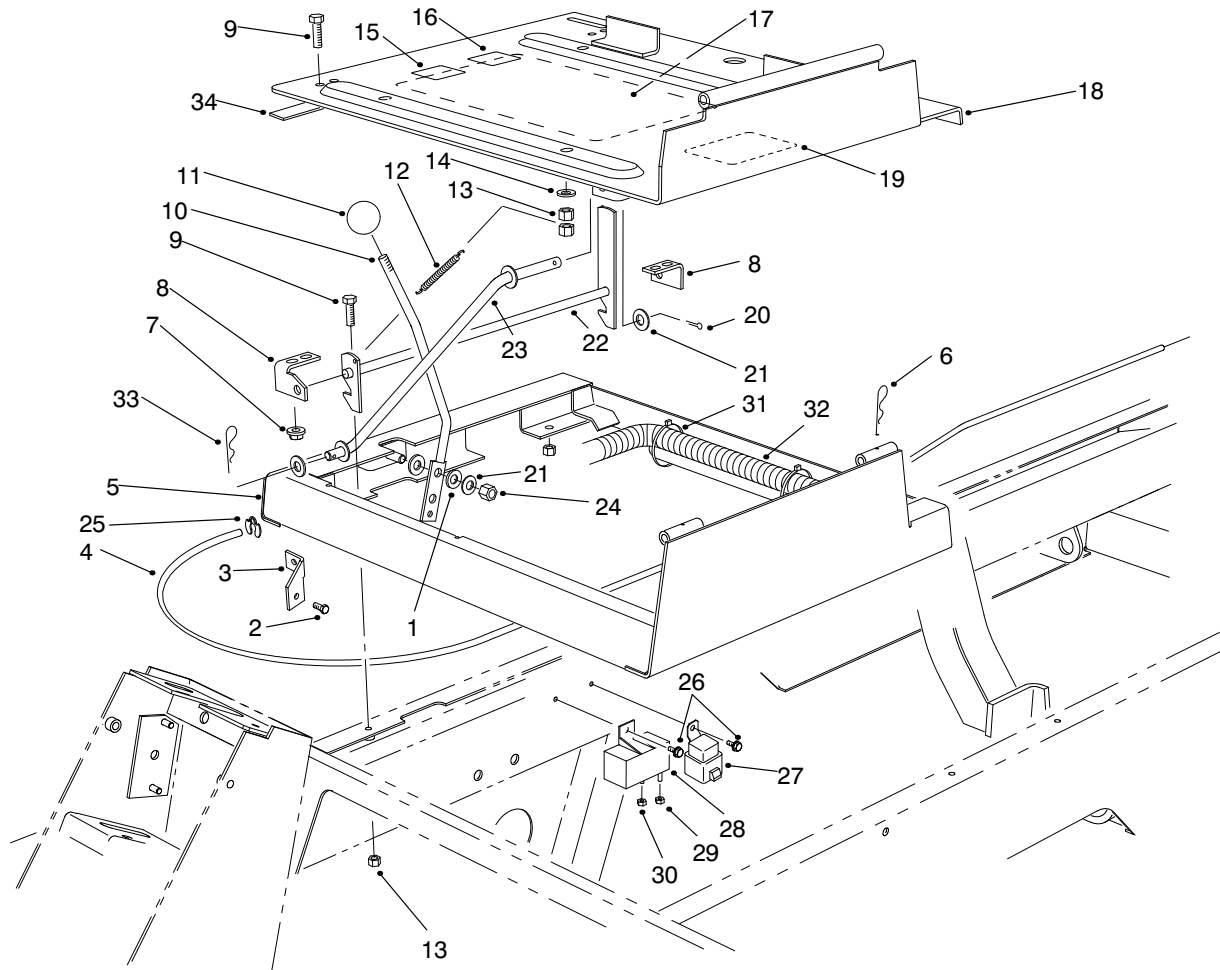


T-2064-2

SEAT FRAME & THROTTLE ASSEMBLY

Ref. No.	Part No.	Description	No. Used
1	3296-29	Nut-Lock	5
2	3256-23	Washer-Flat	8
3		Suspension-Seat	1
4	21-4191	Asm-Seat Belt (Model 03801 Only)	1
5	92-1180	Asm-Seat (Incl. Ref. #22-24)	1
6	323-4	Screw-HH	2
7	3253-6	Washer-Lock (Model 03801 Only)	2
8	3212-4	Screw (Model 03801 Only)	2
9	3296-54	Nut-Lock	4
10	75-4370	Bracket-Seat	1

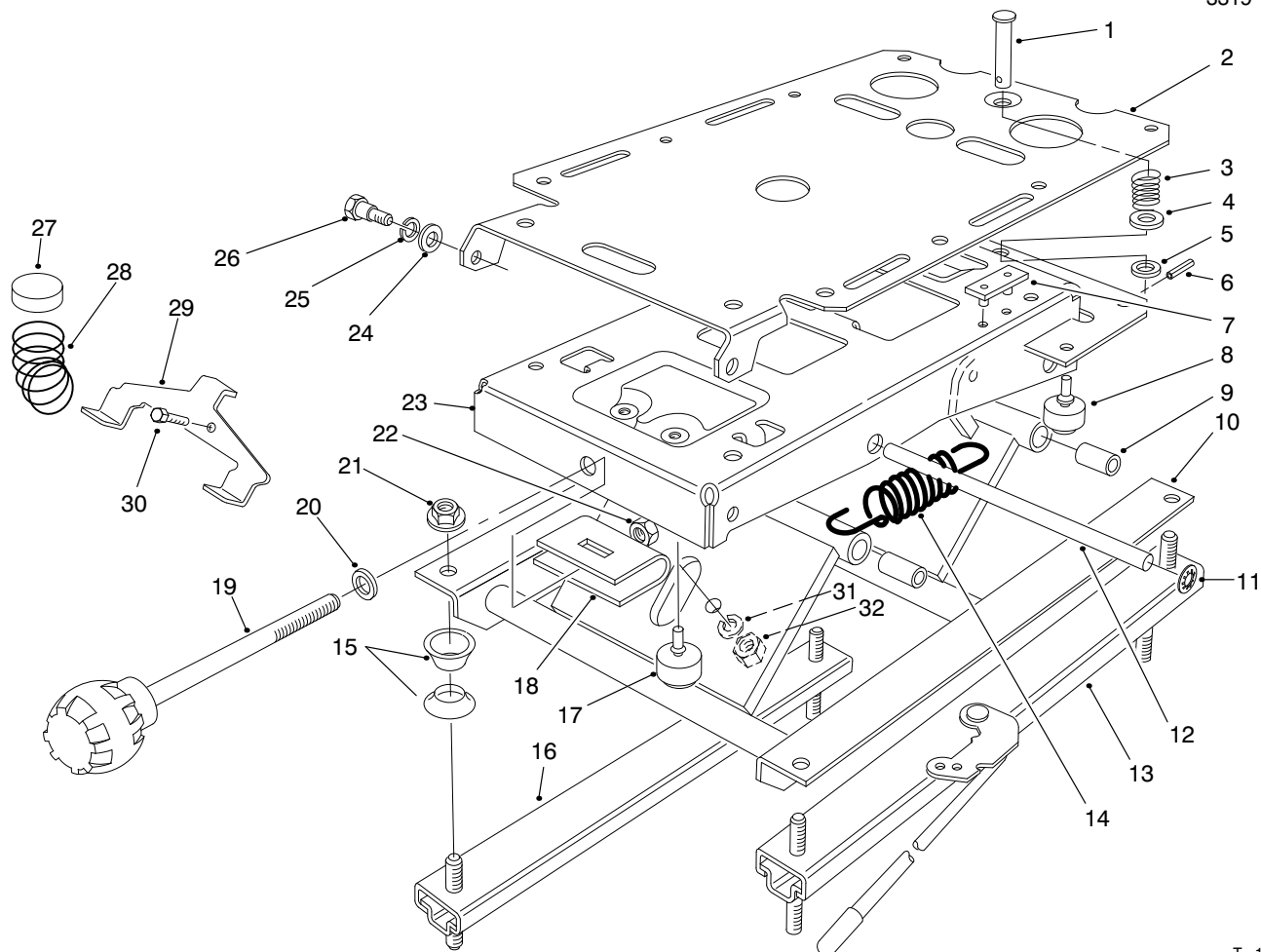
Ref. No.	Part No.	Description	No. Used
11	92-8753	Magnet-Switch, Reed	1
12	3250-29	Screw	4
13	92-8001	Sensor-Switch, Reed	1
14	3296-39	Nut-Lock	2
15	75-4360	Bracket-Suspension, Seat	1
16	74-0720	Tube-Manual	1
17	2412-133	Clamp-R	2
18	322-3	Screw-HH	2
19	3253-4	Washer-Lock	4
20	75-3400	Shaft-Pivot, Seat	1
21	2412-93	Clamp-R	1
22	92-6534	Shell	1
23	351-78	Edging	1
24	92-6533	Kit-Cushion	1



T-2065-2

SEAT FRAME & THROTTLE ASSEMBLY (Continued)

Ref. No.	Part No.	Description	No. Used	Ref. No.	Part No.	Description	No. Used
1	66-2920	Washer-Nylon	2	18	98-2350	Plate-Seat	1
2	49-2040	Screw-HH	1	19	93-9184	Decal-Rear Manifold Block	1
3	92-7396	Mount-Cable	1	19	94-2913	Decal-Rear Manifold (DK)	1
4	92-7520	Cable-Throttle	1	19	94-2914	Decal-Rear Manifold (NL)	1
5	98-2352	Frame-Seat	1	19	94-2915	Decal-Rear Manifold (SF)	1
6	3290-467	Pin-Cotter, Hair	1	19	94-2916	Decal-Rear Manifold (F)	1
7	32128-25	Nut-Lock	4	19	94-2917	Decal-Rear Manifold (D)	1
8	98-2353	Bracket-Latch, Seat	2	19	94-2918	Decal-Rear Manifold (I)	1
9	322-3	Screw-HH	8	19	94-2920	Decal-Rear Manifold (N)	1
10	93-7598	Lever-Throttle	1	19	94-2921	Decal-Rear Manifold (P)	1
11	233-42	Knob	1	19	94-2922	Decal-Rear Manifold (ES)	1
12	66-4190	Spring	1	19	94-2923	Decal-Rear Manifold (S)	1
13	3296-29	Nut-Lock	9	19	94-2919	Decal-Rear Manifold (J)	1
14	3256-23	Washer-Flat	4	20	3272-10	Pin-Cotter	1
15	63-9920	Decal-EEC 105 DBA	1	21	3256-24	Washer-Flat	3
16	85-6910	Decal-EEC 86 DBA	1	22	98-2354	Latch-Seat	1
17	95-3466	Decal-Instructions, Clip	1	23	75-3680	Rod-Seat	1
17	95-3467	Decal-Clip (Danish)	1	24	3296-39	Nut-Lock	1
17	95-3468	Decal-Clip (Dutch)	1	25	52-5910	Ring-Retaining	1
17	95-3469	Decal-Clip (Finnish)	1	26	32144-10	Screw	2
17	95-3470	Decal-Clip (French)	1	27	70-1480	Relay	1
17	95-3471	Decal-Clip (German)	1	28	76-5260	Relay-Glow Plug	1
17	95-3472	Decal-Clip (Italian)	1	29	48-7880	Nut	1
17	95-3473	Decal-Clip (Norwegian)	1	30	48-7890	Nut	1
17	95-3474	Decal-Clip (Portuguese)	1	31	3290-378	Tie-Cable	2
17	95-3475	Decal-Clip (Spanish)	1	32	94-3090	Harness-Wire, Main	1
17	95-3476	Decal-Clip (Swedish)	1	33	3290-307	Pin-Cotter, Hair	1
17	95-3477	Decal-Clip (Japan)	1	34	94-8146	Strip-Foam, Seat	1

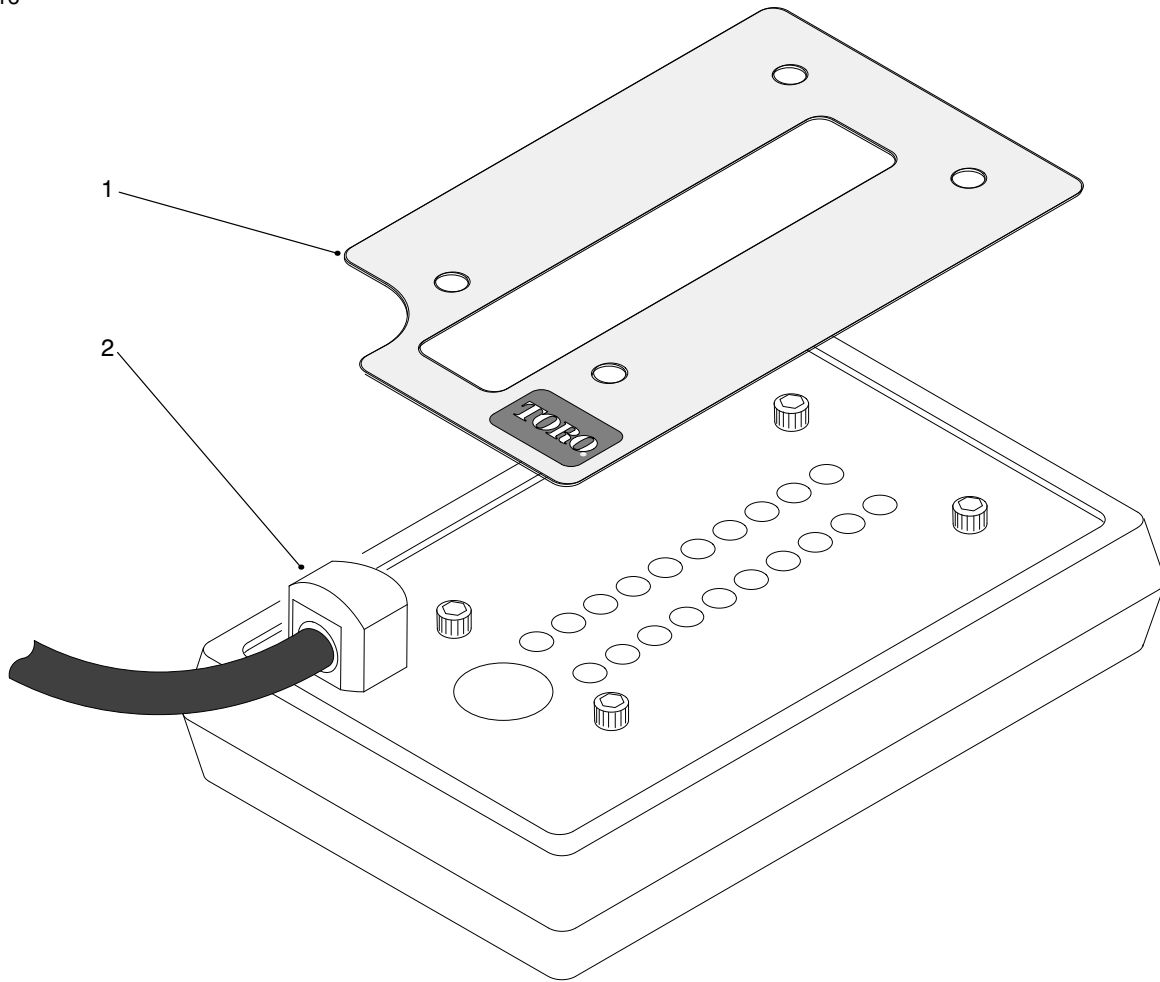


T-1031-1

SEAT SUSPENSION ASSEMBLY

Ref. No.	Part No.	Description	No. Used
1	80-4860	Pin-Clevis	1
2	75-3580	Plate-Mounting, Seat	1
3	75-3530	Spring-Compression	1
4	3256-5	Washer-Flat	1
5	3256-24	Washer	1
6	75-3540	Pin-Roll	1
7	75-3550	Bumper-Seat	2
8	76-2940	Bumper-Rubber	2
9	76-1920	Bushing-Sleeve	4
10	66-8610	Weldment-Lower	1
11	66-8560	Nut-Push	4
12	76-1910	Shaft-Pivot	2
13	82-9060	Adjuster W/Handle	1
14	76-1940	Spring-Extension	2
15	66-9290	Spacer	6
16	66-8530	Adjuster	1

Ref. No.	Part No.	Description	No. Used
17	66-8520	Bumper-Down Stop	2
18	77-2870	Weldment-Hanger	1
19	76-1930	Knob-Tension Adjustment	1
20	3256-46	Washer-Flat	1
21	32128-26	Nut-Flange	4
22	3296-44	Nut-Lock	1
23	75-3480	Weldment-Upper	1
24	3256-26	Washer-Flat	2
25	3253-6	Washer-Lock	2
26	75-3510	Bolt-Shoulder	2
27	93-3164	Cap	2
28	93-3163	Spring	1
29	93-3165	Bracket	1
30	322-6	Screw-HH	1
31	3253-33	Washer-Lock	1
32	3217-6	Nut-Jam	1



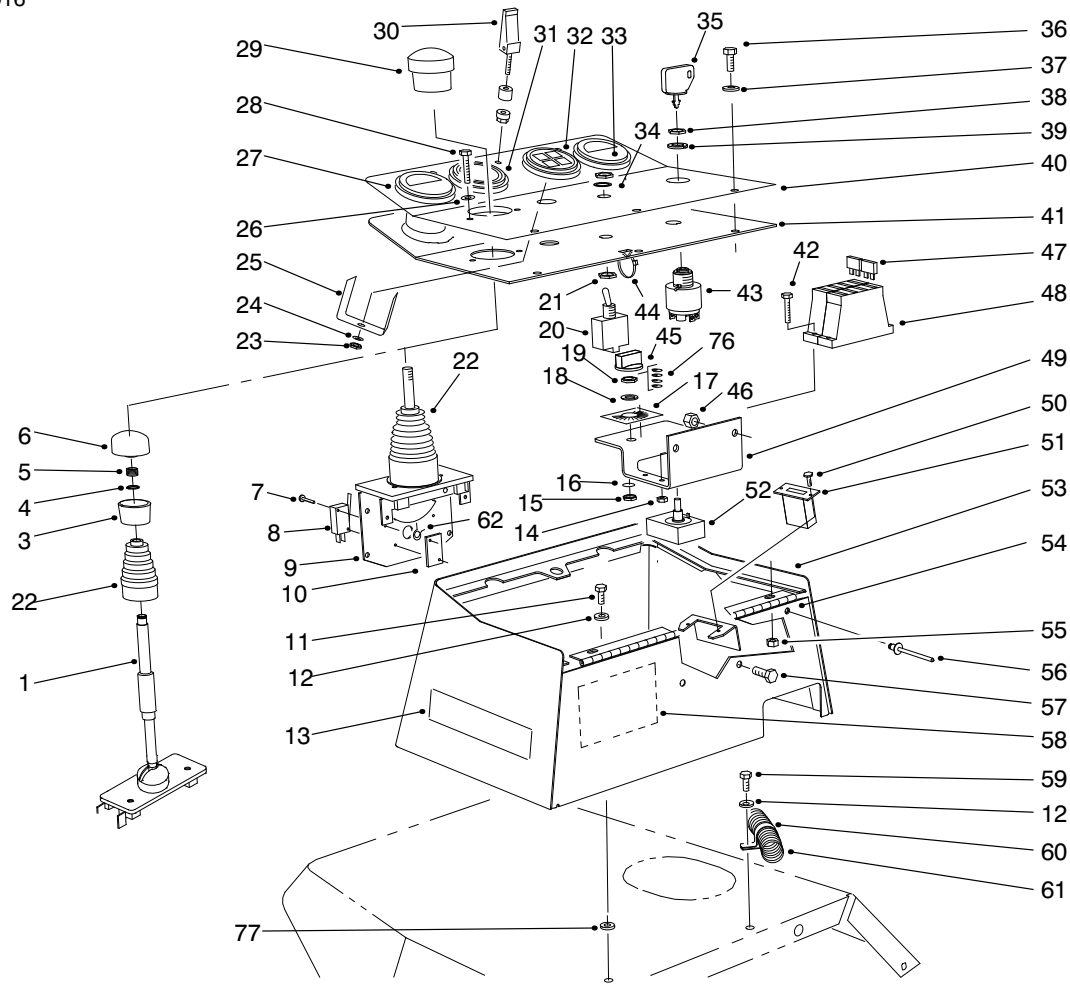
T-1458-1

DIAGNOSTIC – ACE DISPLAY ASSEMBLY

Ref. No.	Part No.	Description	No. Used
1	92-7543	Decal-Diagnostic ACE V 1.0	1
1	94-3354	Decal-Diagnostic ACE V 1.0 (Danish)	1
1	94-3355	Decal-Diagnostic ACE V 1.0 (Dutch)	1
1	94-3356	Decal-Diagnostic ACE V 1.0 (Finnish)	1
1	94-3357	Decal-Diagnostic ACE V 1.0 (French)	1
1	94-3358	Decal-Diagnostic ACE V 1.0 (German)	1
1	94-3359	Decal-Diagnostic ACE V 1.0 (Italian)	1
1	94-3361	Decal-Diagnostic ACE V 1.0 (Norwegian)	1
1	94-3362	Decal-Diagnostic ACE V 1.0 (Portuguese)	1
1	94-3363	Decal-Diagnostic ACE V 1.0 (Spanish)	1
1	94-3364	Decal-Diagnostic ACE V 1.0 (Swedish)	1
1	94-3360	Decal-Diagnostic ACE V 1.0 (Japan)	1

Ref. No.	Part No.	Description	No. Used
2	85-4750	Display-Diagnostic ACE	1
*3	94-5386	Decal-Diagnostic	1
*3	94-8060	Decal-Diagnostic (Danish)	1
*3	94-8061	Decal-Diagnostic (Dutch)	1
*3	94-8062	Decal-Diagnostic (Finnish)	1
*3	94-8063	Decal-Diagnostic (French)	1
*3	94-8064	Decal-Diagnostic (German)	1
*3	94-8065	Decal-Diagnostic (Italian)	1
*3	94-8066	Decal-Diagnostic (Japanese)	1
*3	94-8067	Decal-Diagnostic (Norwegian)	1
*3	94-8068	Decal-Diagnostic (Portuguese)	1
*3	94-8069	Decal-Diagnostic (Spanish)	1
*3	94-8070	Decal-Diagnostic (Swedish)	1

* Not Illustrated

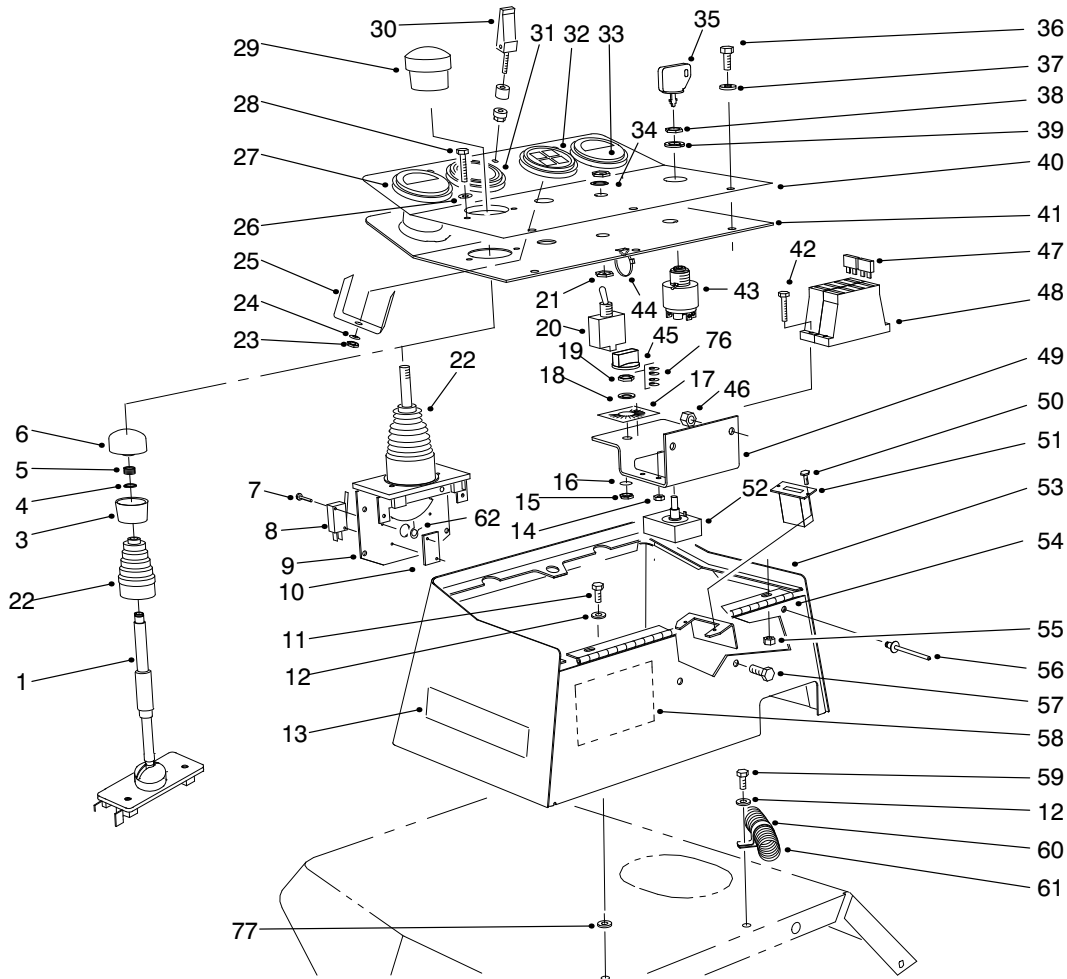


T-2066-6

CONTROL CONSOLE ASSEMBLY

Ref. No.	Part No.	Description	No. Used
1	94-8102	Tube-Interlock (Europe)	1
3	94-3055	Cap-Lower, Joystick (Europe)	1
4	94-3056	Snap Ring-Joystick (Europe)	1
5	94-3057	Spring-Compression (Europe)	1
6	94-3058	Cap-Upper, Joystick (Europe)	1
7	3290-93	Screw-HH	4
8	94-8104	Switch-Micro	2
9	98-2195	Lever-Control (Incl. Ref. #7-8, 10, 22 & 29)	1
9	94-6753	Joystick (Europe) (Incl. Ref. #1-6, 7-8, 10 & 22)	1
10	3290-354	Plate-Nut	2
11	322-3	Screw-HH	2
12	3256-23	Washer-Flat	3
13	75-5190	Decal-No Riders	1
13	93-6689	Decal-No Riders (Europe)	1
13	84-3420	Decal-No Riders (Japan)	1
14	3296-2	Nut-Lock	1
15		Nu-Lock	1
16		Washer-Lock	1
17	92-7528	Decal-HOC Selector	1

Ref. No.	Part No.	Description	No. Used
17	93-1268	Decal-HOC Selector (Europe)	1
17	94-4575	Decal-HOC Selector (Japan)	1
18	3254-6	Washer-Lock	1
19	3220-24	Nut-Lock	1
20	75-1010	Switch (Incl. Ref. #21, 34 & 74-75)	1
21	218-498	Nut-Hex.	2
22	94-8103	Boot-Control, Lift	1
23	3217-26	Nut	1
24	3254-1	Washer-Lock	1
25		Clamp	1
26	3256-14	Washer-Flat	2
27	93-8497	Gauge-Fuel	1
28	3250-31	Screw-PH	2
29	3290-489	Knob-Control, Lift	1
30	74-5950	Latch-Swell	1
31	93-7484	Light-Warning Bank (Incl. Ref. #23-25 & 62-63)	1
32	93-7483	Light-Warning Bank (Incl. Ref. #23-25 & 62-63)	1
33	76-9060	Gauge-Temperature (Incl. Ref. #64-65)	1
34	218-589	Washer-Lock	1
35	63-8360	Key-Ignition	1
36	3258-166	Screw	3



T-2066-6

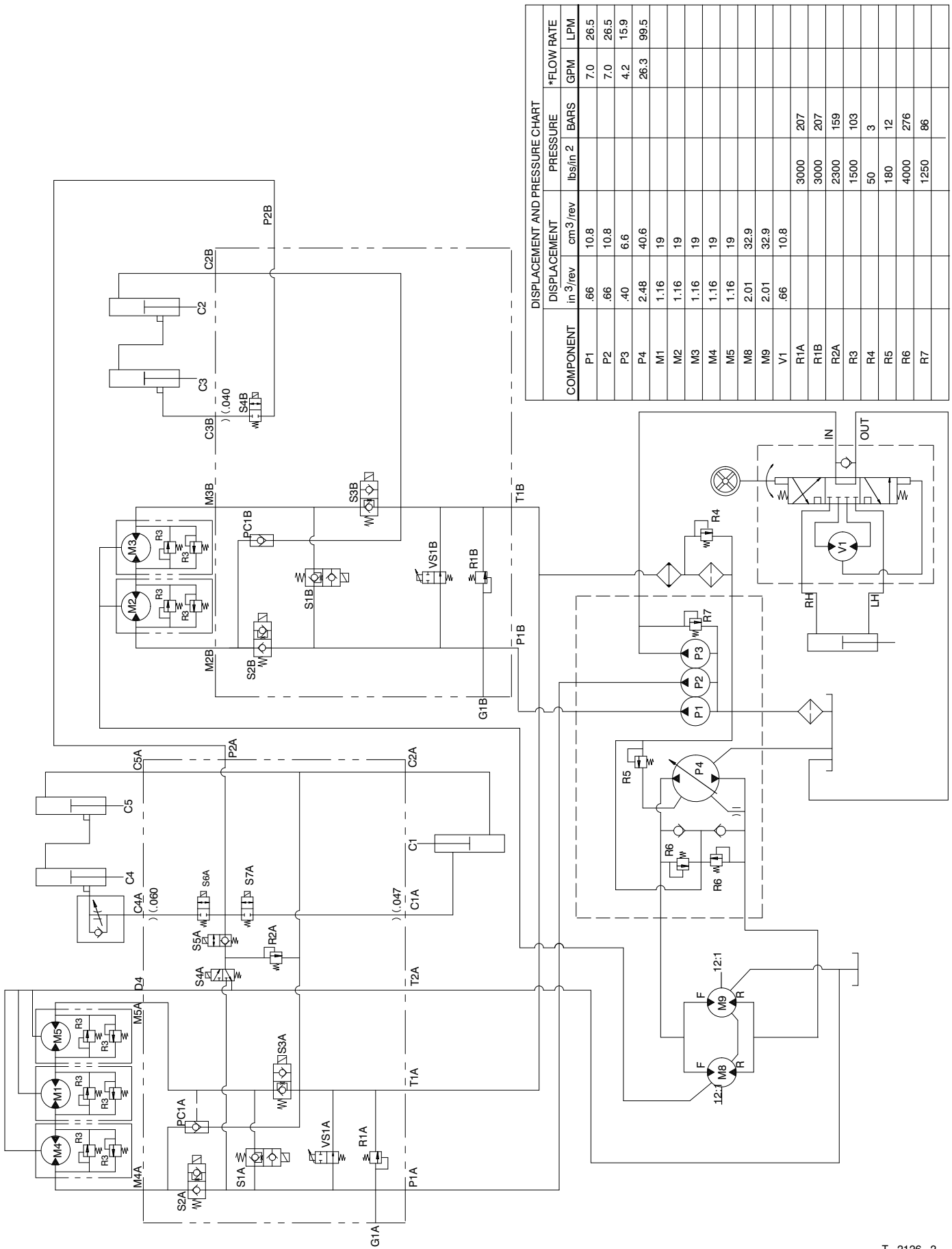
CONTROL CONSOLE ASSEMBLY (Continued)

Ref. No.	Part No.	Description	No. Used	Ref. No.	Part No.	Description	No. Used
37	3256-1	Washer	3	53	75-5740	Box-Control	1
38	218-447	Nut-Hex.	1	54	75-5780	Hinge-Cover	1
39	218-446	Washer-Lock	1	55	32128-33	Nut-Lock	3
40	93-9167	Decal-Console	1	56	93-8744	Rivet-Pop	3
40	93-1261	Decal-Console (Europe)	1	57	321-39	Screw-HH	2
40	94-4574	Decal-Console (Japan)	1	58	94-6349	Decal-Fuses	1
41	94-1417	Cover-Box, Control	1	58	93-1266	Decal-Fuses (Europe)	1
42	32105-13	Screw-HH	4	58	94-3091	Decal-Fuses (Japan)	1
43	27-2360	Switch-Ignition (Incl. Ref. #38 & 39)	1	59	322-5	Screw-HH	1
44	3290-378	Tie-Cable	2	60	2412-126	Clamp-R	1
45	85-4480	Knob	1	61	94-3090	Harness-Wire, Main	1
46	3296-42	Nut-Lock	2	62	93-3625	Spring-Return, Joystick	1
†47	218-594	Fuse-20A	1	*63	87-6270	Socket-Light	4
†47	218-578	Fuse-10A	4	*64	219-17	Bulb	4
†47	218-581	Fuse-15A	1	*65	3217-25	Nut-Hex.	2
†47	218-574	Fuse-7.5A	1	*66	3253-15	Washer-Lock	2
†47	94-6710	Fuse-2A	1	*67	3217-29	Nut-Hex.	6
†48	67-7160	Block-Fuse	2	*68	3255-24	Washer-Lock, Ext. Tooth	3
49	93-7587	Bracket-Fuse Block	1	*69	3219-14	Nut-Hex.	8
50	32144-18	Screw-HWH	2	*70	3253-2	Washer-Lock	5
51	75-6820	Hour Meter	1	*74	218-588	Screw	2
52	85-4470	Potentiometer (Incl. Ref. #18 & 19) Note: Replacement of this part requires recalibration of electronic controller by distributor after installation.	1	*75	3255-19	Washer-Lock	2
				*	94-6343	Decal-Wire Identification #1	1
				*	94-6344	Decal-Wire Identification #2	1
				76	237-7	O-Ring	4
				77	66-2920	Washer	3

* Not Illustrated

† Included in Main Wiring Harness

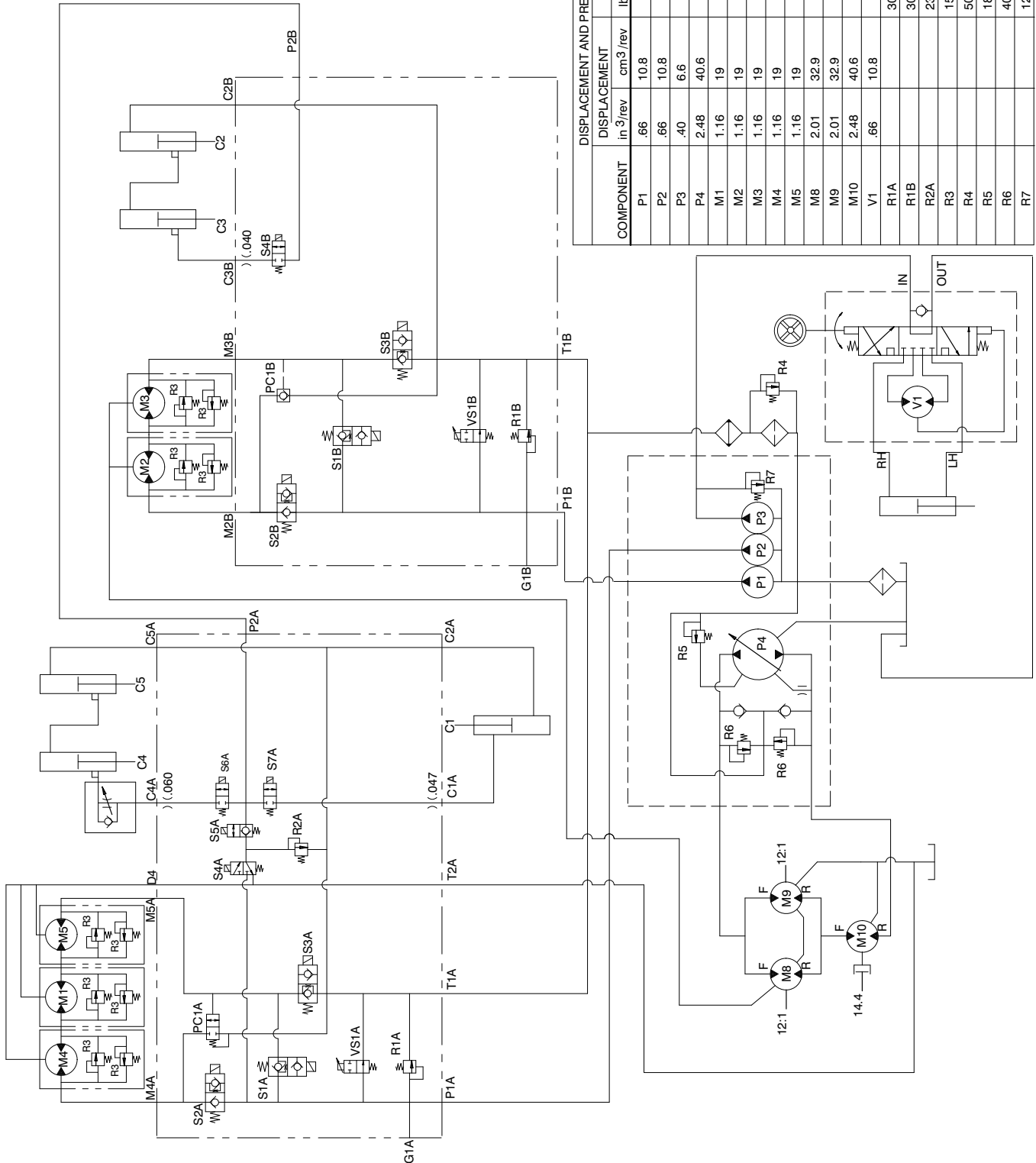
HYDRAULIC SCHEMATIC (Model 03800)



COMPONENT	DISPLACEMENT		PRESSURE		*FLOW RATE	
	in ³ /rev	cm ³ /rev	lbs/in ²	BARS	GPM	LPM
P1	.66	10.8			7.0	26.5
P2	.66	10.8			7.0	26.5
P3	.40	6.6			4.2	15.9
P4	2.48	40.6			26.3	99.5
M1	1.16	19				
M2	1.16	19				
M3	1.16	19				
M4	1.16	19				
M5	1.16	19				
M8	2.01	32.9				
M9	2.01	32.9				
V1	.66	10.8				
R1A			3000	207		
R1B			3000	207		
R2A			2300	159		
R3			1500	103		
R4			50	3		
R5			180	12		
R6			4000	276		
R7			1250	86		

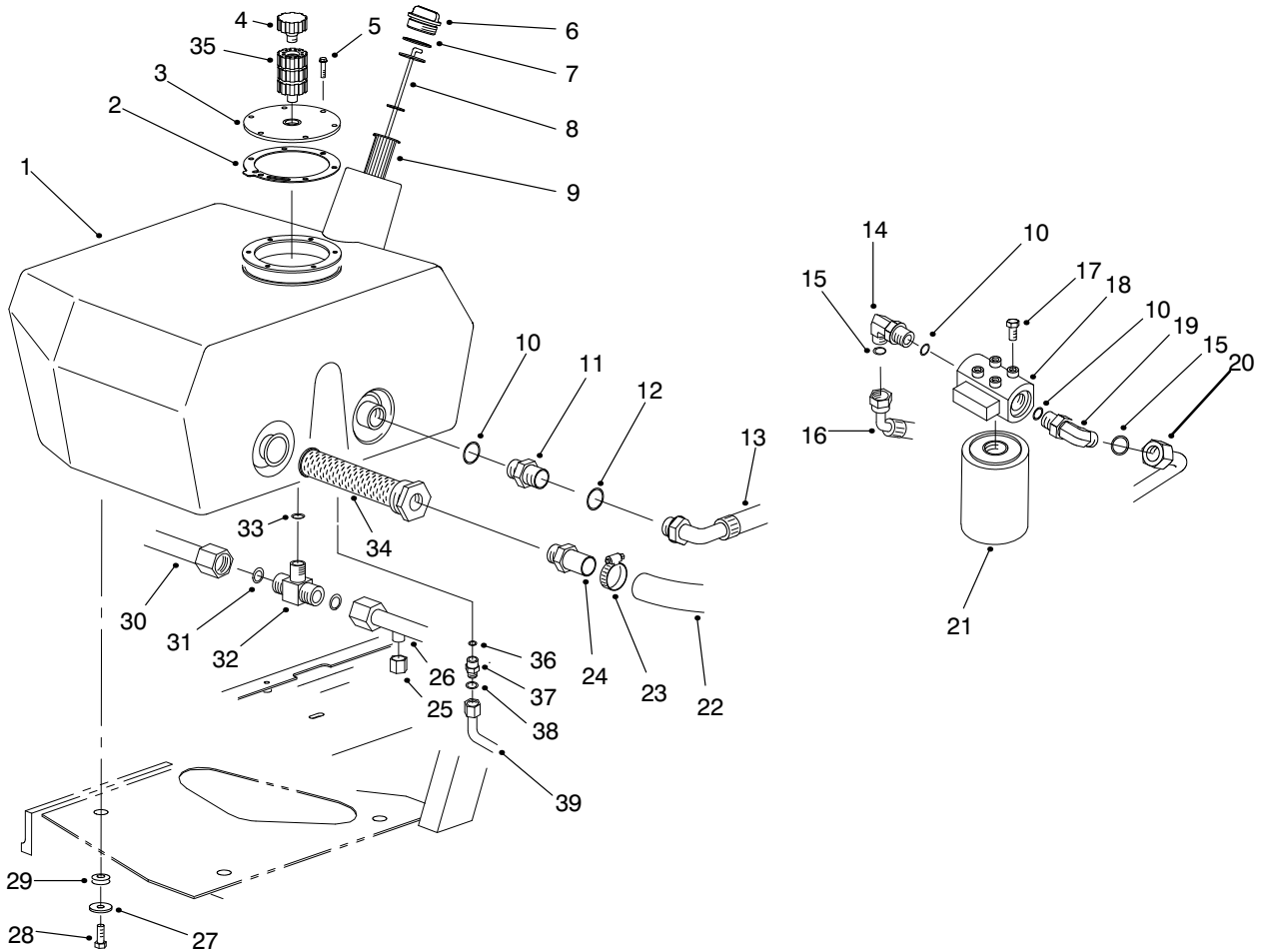
HYDRAULIC SCHEMATIC (Model 03801)

3319-916



COMPONENT	DISPLACEMENT		PRESSURE		*FLOW RATE	
	in ³ /rev	cm ³ /rev	lbs/in ²	BARS	GPM	LPM
P1	.66	10.8	7.0	26.5		
P2	.66	10.8	7.0	26.5		
P3	.40	6.6	4.2	15.9		
P4	2.48	40.6	26.3	99.5		
M1	1.16	19				
M2	1.16	19				
M3	1.16	19				
M4	1.16	19				
M5	1.16	19				
M8	2.01	32.9				
M9	2.01	32.9				
M10	2.48	40.6				
V1	.66	10.8				
R1A			3000	207		
R1B			3000	207		
R2A			2300	159		
R3			1500	103		
R4			50	3		
R5			180	12		
R6			4000	276		
R7			1250	86		

*FLOW RATE CALCULATED AT 2500 RPM AND 98% EFFICIENCY.

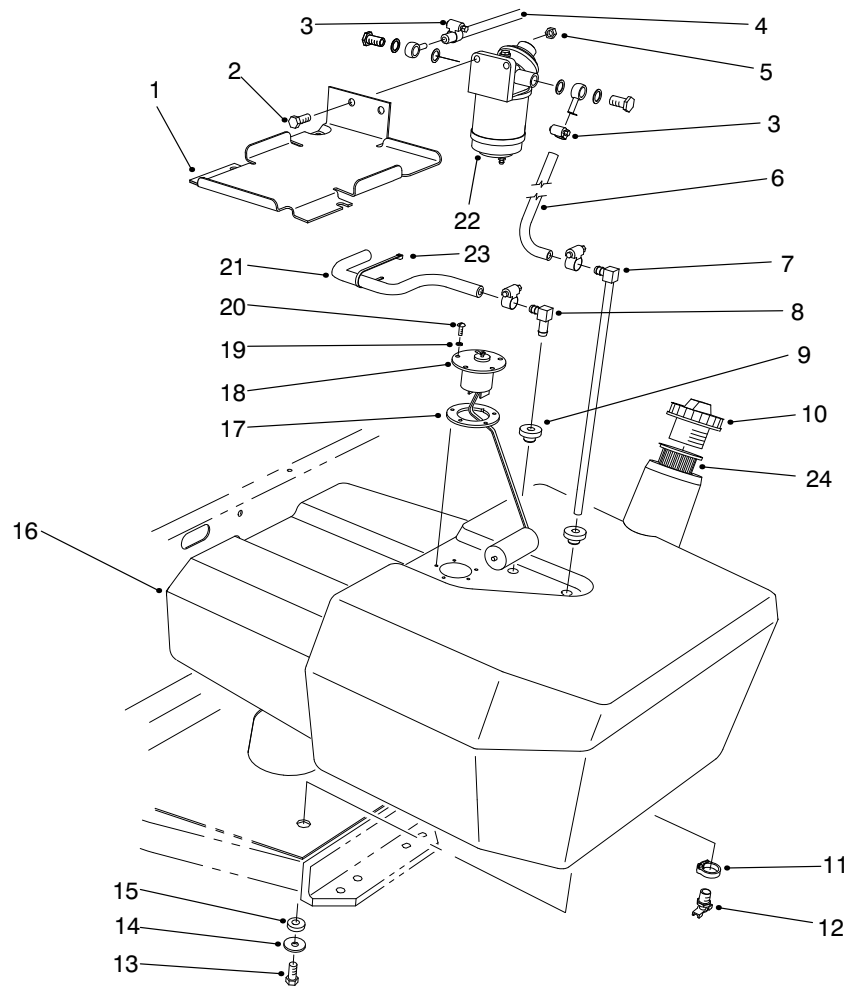


T-2067-1

HYDRAULIC FILTER & RESERVOIR ASSEMBLY

Ref. No.	Part No.	Description	No. Used
1	93-7488	Tank-Hydraulic	1
2	93-7499	Gasket-Flange	1
3	93-7588	Cover-Tank	1
4	68-6150	Breather-Air	1
5	33104-020	Screw-HHF	6
6	93-7498	Plug-Plastic	1
7	94-8166	O-Ring	1
8	75-3710	Dipstick	1
9	61-2790	Filter-Screen	1
10	237-81	O-Ring	3
11	340-9	Fitting-Hydraulic (Incl. Ref. #10 & 12)	1
12	237-58	O-Ring	1
13	92-7489	Hose-Return	1
14	340-139	Fitting-Elbow 90° (Incl. Ref. #10 & 15)	1
15	237-65	O-Ring	2
16	92-7490	Hose-Filter	1
17	3234-1	Screw	2
18	94-2620	Head-Filter (Incl. Ref. #21)	1
19	340-142	Fitting-Hydraulic 90° (Incl. Ref. #10 & 15)	1

Ref. No.	Part No.	Description	No. Used
20	92-7493	Hose-Filter	1
21	94-2621	Element	1
22	92-7465	Hose-Suction	1
23	2412-111	Clamp	1
24	92-7525	Fitting-Hose	1
25	92-7551	Cap-Fitting	1
26	94-1446	Tube-Drain	1
27	63-8410	Washer-Flat	3
28	33105-025	Screw-HHF	3
29	240-11	Grommet	3
30	92-7478	Tube-Motor, RH	1
31	237-30	O-Ring	2
32	340-157	Fitting-Tee (Incl. Ref. #31 & 33)	1
33	237-79	O-Ring	1
34	92-7527	Strainer-Suction	1
35	92-8020	Adapter-Breather	3
36	237-42	O-Ring	1
37	340-2	Adapter (Incl. Ref. #36 & 38)	1
38	237-22	O-Ring	1
39	94-1447	Tube-Steering, Return	1

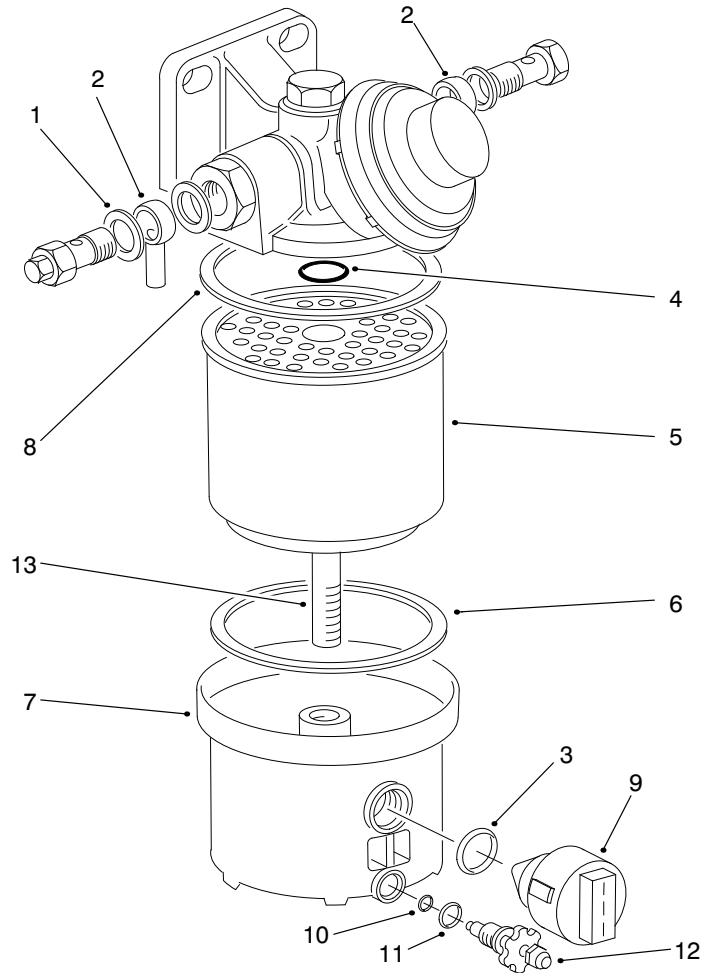


T-2068-1

FUEL TANK & FILTER ASSEMBLY

Ref. No.	Part No.	Description	No. Used	Ref. No.	Part No.	Description	No. Used
1	93-7974	Plate-Box, Battery	1	14	63-8410	Washer-Flat	3
2	33105-030	Screw-HHF	2	15	240-11	Grommet	3
3	2412-108	Clamp-Hose	4	16	92-7422	Tank-Fuel (Incl. Ref. #11 & 12)	1
4	63-7627	Hose-Fuel	1	17	62-7650	Gasket	1
5	33005-00	Nut-HF	2	18	63-7640	Sender-Fuel	1
6	92-7522	Hose-Fuel	1	19	3253-15	Washer-Lock	5
7	66-8121	Standpipe	1	20	32122-24	Screw	5
8	46-6550	Fitting-Connector	1	21	92-7521	Hose-Fuel	1
9	46-6560	Bushing	2	†22	76-5300	Asm-Filter, Fuel	1
10	93-3102	Cap-Fuel, Diesel	1	23	3290-378	Tie-Cable	3
11	2412-36	Clamp-Drain	1	24	61-2790	Filler-Screen	1
12	304-46	Fitting-Drain	1				
13	33105-025	Screw-HHF	3				

† Furnished with engine.

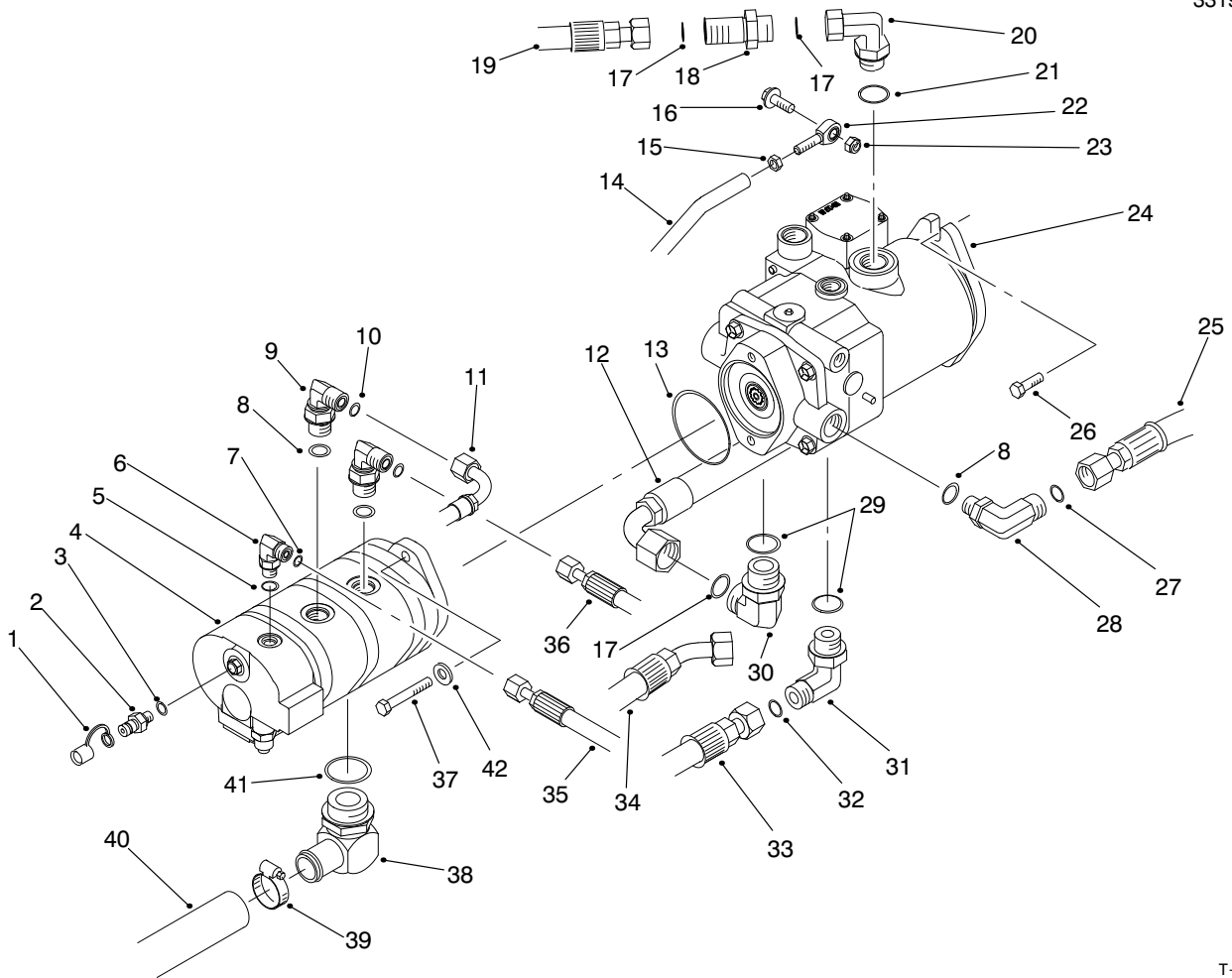


T-0966-2

FUEL FILTER ASSEMBLY

Ref. No.	Part No.	Description	No. Used
1	76-5180	Washer-Copper	4
2	76-5190	Fitting-Adjustable	2
3	94-8025	O-Ring	1
4		O-Ring	1
5	76-5220	Element-Filter (Incl. Ref. #4, 6 & 8)	1
6		Seal-Gasket	1
7		Cap-Filter, Fuel	1
8		Seal-Gasket	1

Ref. No.	Part No.	Description	No. Used
9	76-5320	Sensor-Water (Incl. Ref. #3)	1
10	94-8027	O-Ring	1
11	94-8028	O-Ring	1
12	94-8026	Asm-Vent (Incl. Ref. #10 & 11)	1
13		Bolt	1

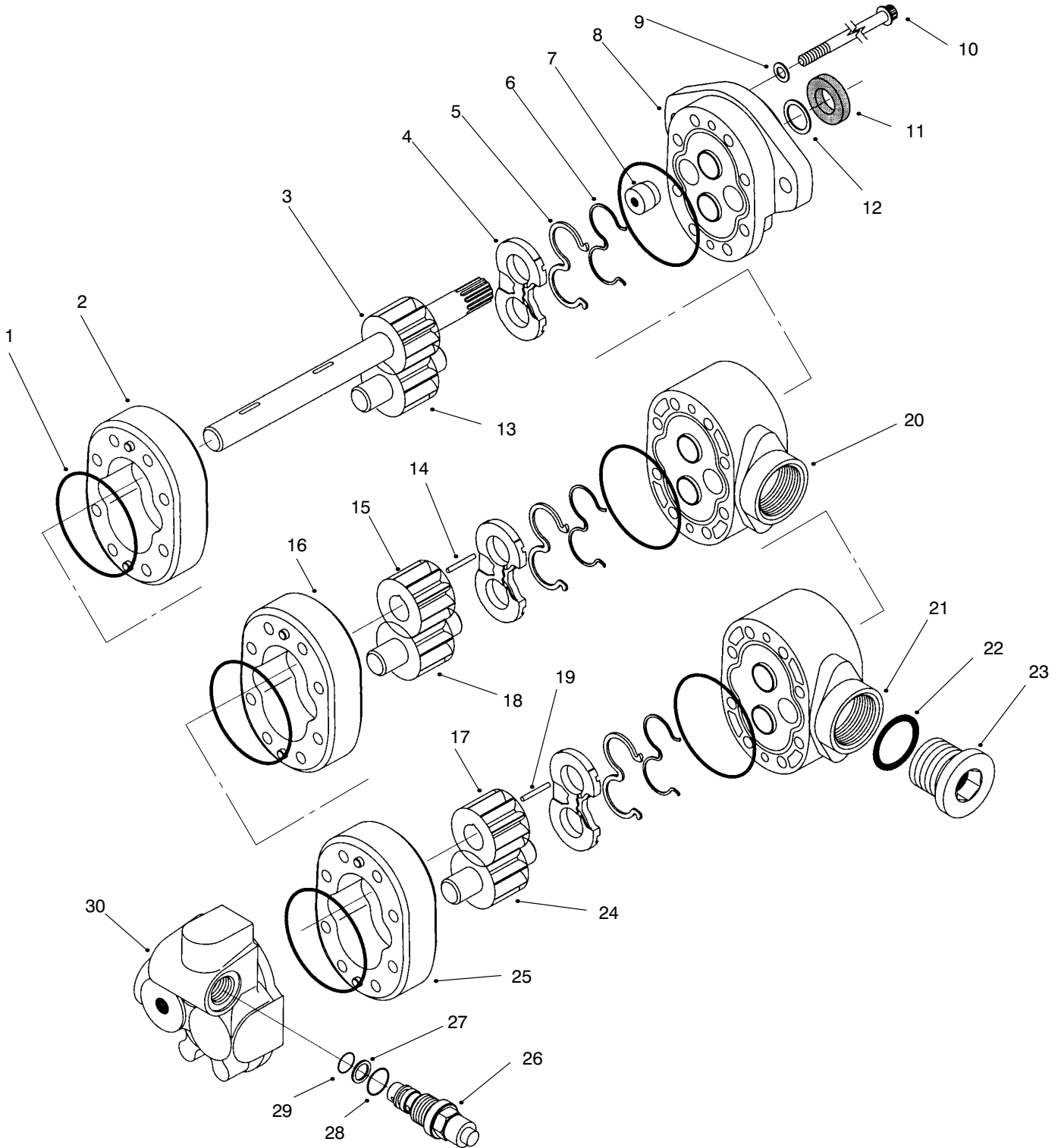


T-2072-1

PUMP INSTALLATION ASSEMBLY

Ref. No.	Part No.	Description	No. Used	Ref. No.	Part No.	Description	No. Used
1	354-79	Cap-Dust	4	24	98-3730	Pump-Piston	1
2	354-77	Fitting-Quick Connect (Incl. Ref. #3)	4	25	92-7490	Asm-Hose, Filter	1
3	237-78	O-Ring	4	26	82-5050	Screw-HH	2
4	93-2175	Asm-Pump, Gear	1	27	237-65	O-Ring	1
5	237-42	O-Ring	1	28	340-17	Fitting-Hydraulic 90° (Incl. Ref. #8 & 27)	1
6	340-77	Fitting-Hydraulic 90° (Incl. Ref. #5 & 7)	1	29	237-146	O-Ring	2
7	237-22	O-Ring	1	30	340-15	Fitting-Hydraulic 90° (Incl. Ref. #17 & 29) (Model No. 03801)	1
8	237-80	O-Ring	3	30	340-129	Fitting-Hydraulic 90° (Incl. Ref. #29 & 32) (Model #03800)	1
9	340-105	Fitting-Hydraulic 90° (Incl. Ref. #8 & 10)	2	31	340-129	Fitting-Hydraulic 90° (Incl. Ref. #29 & 32)	1
10	237-30	O-Ring	2	32	340-65	O-Ring	2
11	92-7491	Asm-Hose	1	33	92-7485	Asm-Hose	1
12	92-7484	Asm-Hose (Model No. 03801)	1	34	92-7634	Asm-Hose, Traction (Model No. 03800)	1
13	237-99	O-Ring	1	35	92-7622	Asm-Hose, Steering	1
14	92-7531	Tube-Rod, Control	1	36	92-7492	Asm-Hose	1
15	3220-3	Nut-Jam	1	37	323-7	Screw-HH	2
16	3234-11	Screw-HF	1	38	92-7526	Fitting-Hydraulic, Suction	1
17	237-58	O-Ring	3	39	2412-111	Clamp-Hose	2
18	94-2637	Fitting-Hydraulic, Straight (Incl. Ref. #17)	1	40	92-7465	Hose-Suction	1
19	92-7489	Hose-Return	1	41	237-101	O-Ring	1
20	94-2636	Fitting-Hydraulic 90°	1	42	3256-46	Washer-Flat	2
21	237-81	O-Ring	1				
22	2411-36	Bearing-Rod End	1				
23	3296-59	Nut-Lock	1				

GEAR PUMP ASSEMBLY NO. 93-2175



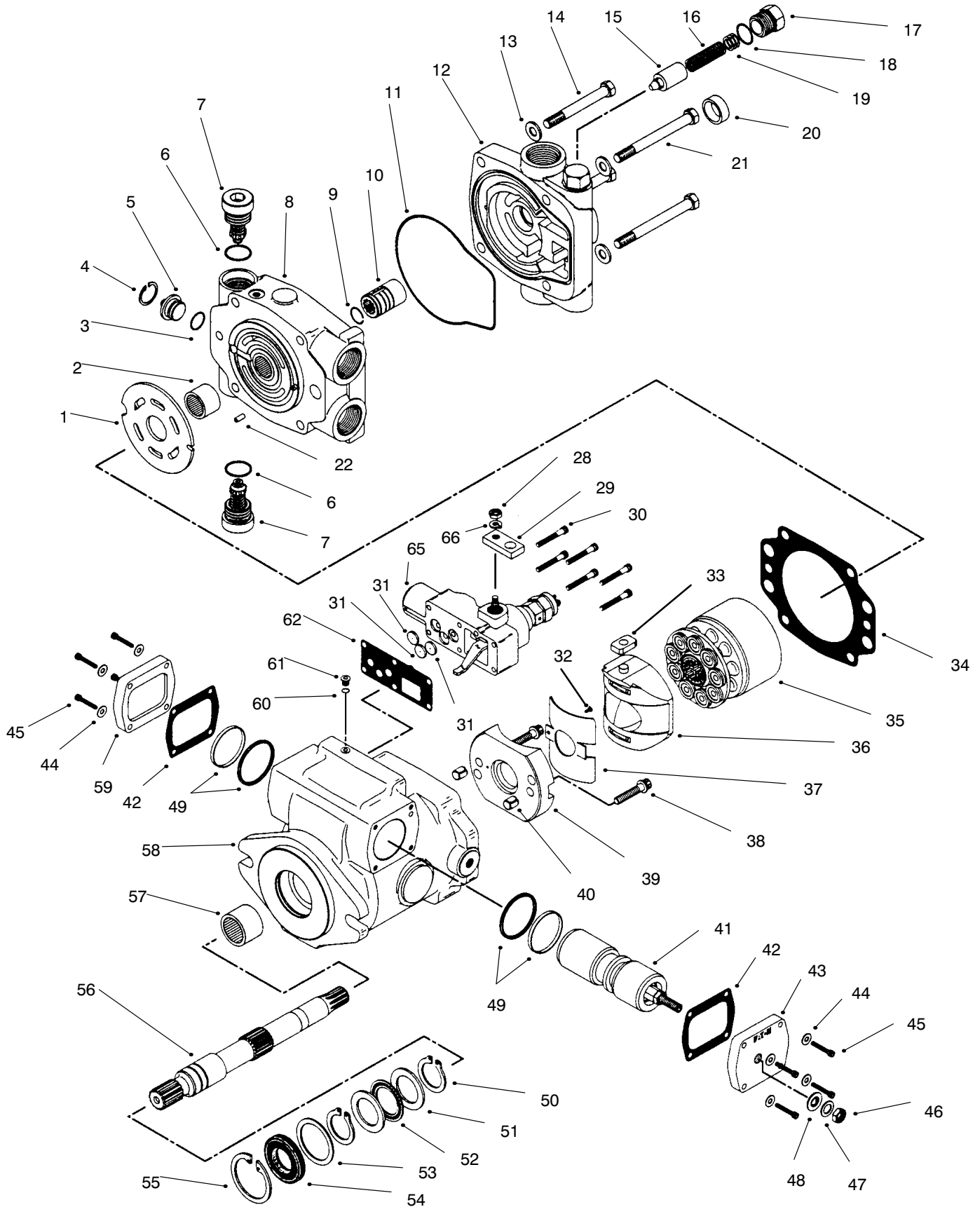
GEAR PUMP ASSEMBLY NO. 93-2175

Ref. No.	Part No.	Description	No. Used	Ref. No.	Part No.	Description	No. Used
1	56-6710	O-Ring	6	†18		Gear-Idler	1
†2		Body	1	†19		Key	1
†3		Asm-Gear, Drive	1	†20		Plate-Adaptor	1
4		Plate-Wear	3	†21		Plate-Adaptor	1
5		Seal-Pressure, Balance	3	†22		O-Ring	1
6		Gasket-Backup	3	23	94-3013	Plug	
7	94-3011	Plug	1			(Incl. Ref. #22)	1
†8		Asm-Plate, Front	1	†24		Gear-Idler	1
9	74-8920	Washer-Copper	4	†25		Body	1
10	94-3012	Screw	8	26	94-3014	Valve-Relief	
11	49-2640	Seal-Shaft	1			(Incl. Ref. #27-29)	1
12	60-5890	Washer	1	†27		Washer-Backup	1
†13		Gear-Idler	1	†28		O-Ring	1
†14		Key	1	†29		O-Ring	1
†15		Gear	1	†30		Asm-Backplate	1
†16		Body	1	*	94-3015	Kit-Seal	
†17		Gear	1			(Incl. Ref. #1, & 4-6)	1

* Not Illustrated

† Not Serviced Separately

SERVO CONTROLLED PISTON PUMP ASM. NO. 98-3730



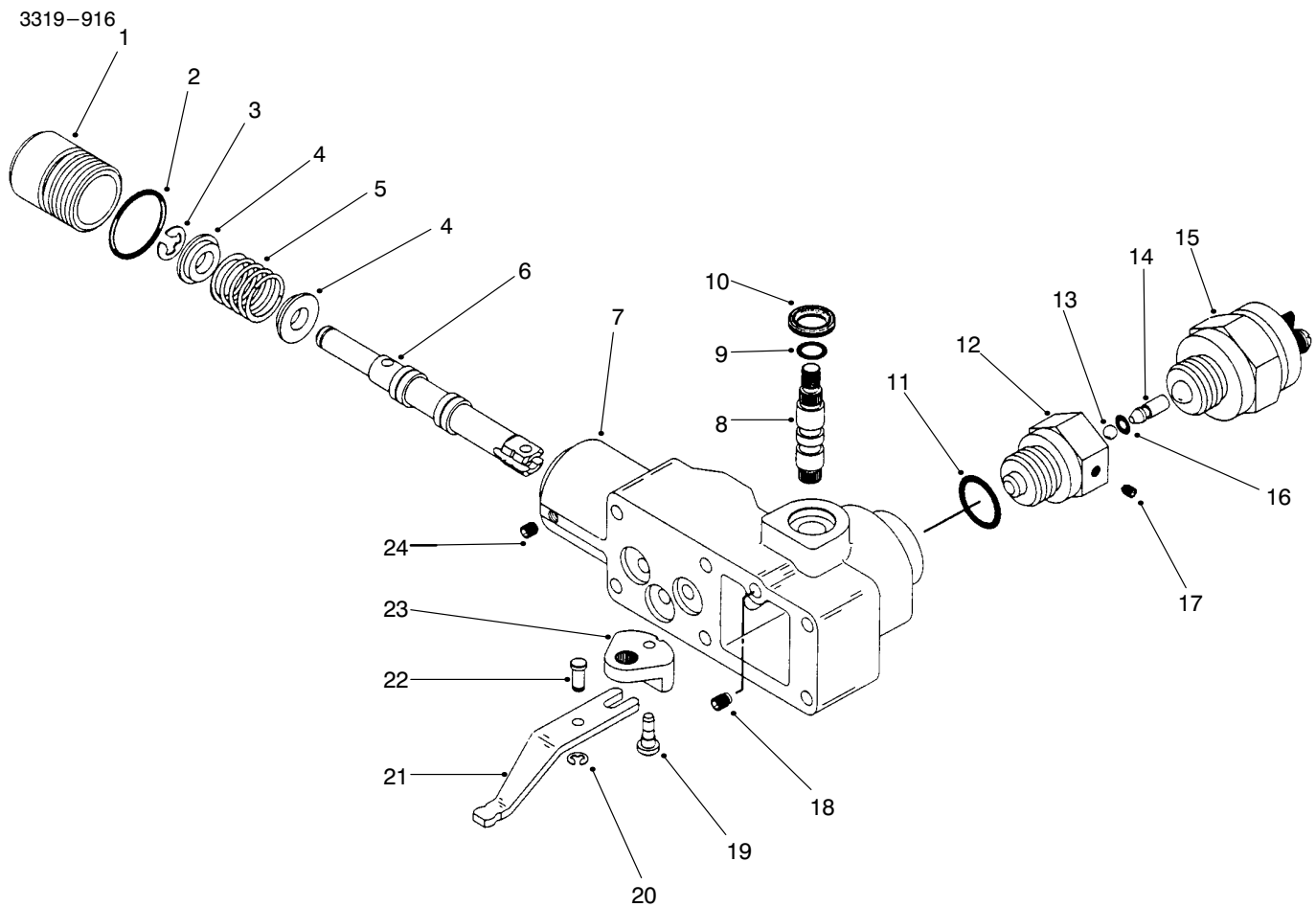
SERVO CONTROLLED PISTON PUMP ASM. NO. 98-3730

Ref. No.	Part No.	Description	No. Used
1	98-3726	Plate-Valve	1
†2		Bearing	1
3	94-3036	Ring-Quad	1
4	94-3037	Ring-Retaining	1
5	94-3038	Plug-Dump Valve	1
†6		O-Ring	2
7	94-9999	Valve-Relief	2
8	98-3727	Asm-Backplate (Incl. Ref. #2 & 22)	1
9	94-3035	Ring-Lock	1
10	94-3023	Coupler	1
†11		O-Ring-Molded	1
12	94-3017	Adaptor-Charge Relief (Incl. Ref. #15-20)	1
13	3256-24	Washer-Flat	4
14	94-3028	Screw	2
†15		Poppet	2
†16		Spring	2
†17		Plug	1
†18		O-Ring	1
†19		Washer	3
†20		Bushing	1
21	94-3029	Screw	2
†22		Pin-Roll	1
28	3217-5	Nut	1
29	94-3031	Arm-Control	1
30	3274-59	Screw-HH	6
31	94-3040	Orifice-Valve, Control	3
†32		Screw	1
33	94-3032	Follower-Piston	1
†34		Gasket-Housing	1
35	94-3021	Asm-Kit, Rotating	1
36	94-3026	Asm-Camplate	1

Ref. No.	Part No.	Description	No. Used
†37		Bushing	1
†38		Screw	1
†39		Asm-Cradle	1
†40		Dowel-Bushing	2
41	94-3025	Asm-Piston, Servo	1
†42		Gasket-Plate, Cover	2
43	94-3034	Plate-Cover	1
44	3256-77	Washer-Flat	8
45	3274-81	Screw	8
46	3220-3	Nut-Jam	1
47	94-3030	Washer	1
48	94-3027	Washer-Seal	1
†49		Seal	2
50	76-7000	Ring-Retaining	2
51	76-6950	Race-Thrust	1
52	76-6960	Bearing-Thrust	1
53	94-3007	Washer	1
54	94-3008	Seal-Shaft	1
55	76-7010	Ring-Retaining	1
56	94-3020	Shaft-Drive	1
†57		Bearing	1
58	94-3018	Asm-Housing (Incl. Ref. #32, 37-40, 49, 57, & 60-61)	1
59	94-3033	Plate-Cover	1
†60		O-Ring	1
†61		Plug	1
†62		Gasket	1
65	94-3019	Control-Servo, Manual	1
66	3253-3	Washer-Lock	1
*	94-3039	Kit-Seal (Incl. Ref. #11, 34, 42 & 62)	1

* Not Illustrated

† Not Serviced Separately



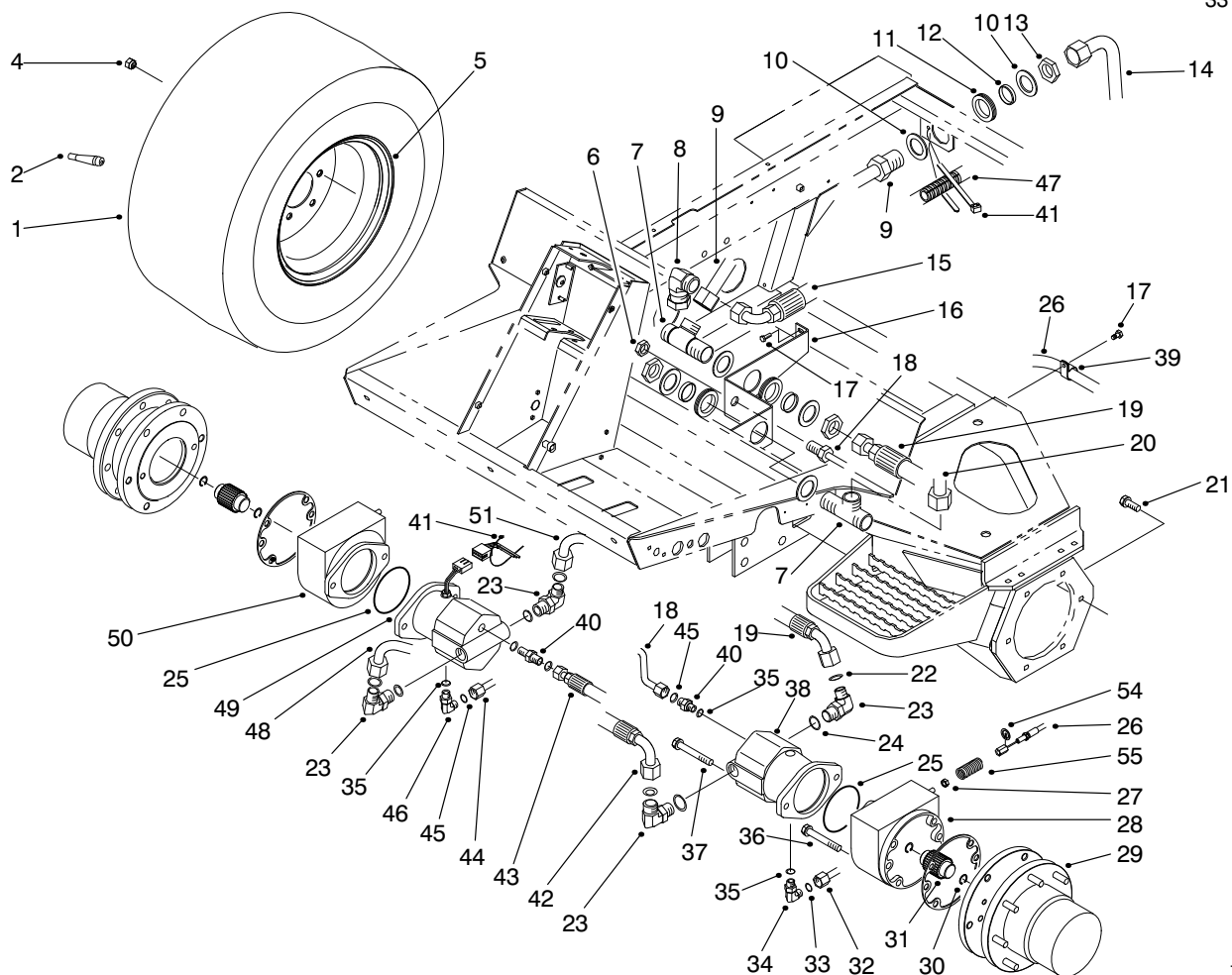
T-2119-1

MANUAL SERVO CONTROL NO. 94-3019

Ref. No.	Part No.	Description	No. Used
1		Plug	1
2		O-Ring	1
3		Ring-Retaining	1
4		Retainer-Spring	2
5		Spring	1
6		Valve-Spool	1
7		Housing-Control	1
8		Shaft-Input	1
9		O-Ring	1
10		Seal-Wiper	1
11		O-Ring	1
12		Adaptor	1
13		Ball	1

Ref. No.	Part No.	Description	No. Used
14		Pin	1
15	94-3043	Switch	1
16		O-Ring	1
17		Screw-Set	1
18		Screw-Set	1
19		Pin	1
20		Ring-Retaining	1
21		Link	1
22		Pin-Dowel	1
23		Crank-Bell	1
24		Screw-Set	1
*	94-3044	Kit-Seal (Incl. Ref. #2, 9-11 & 16)	1

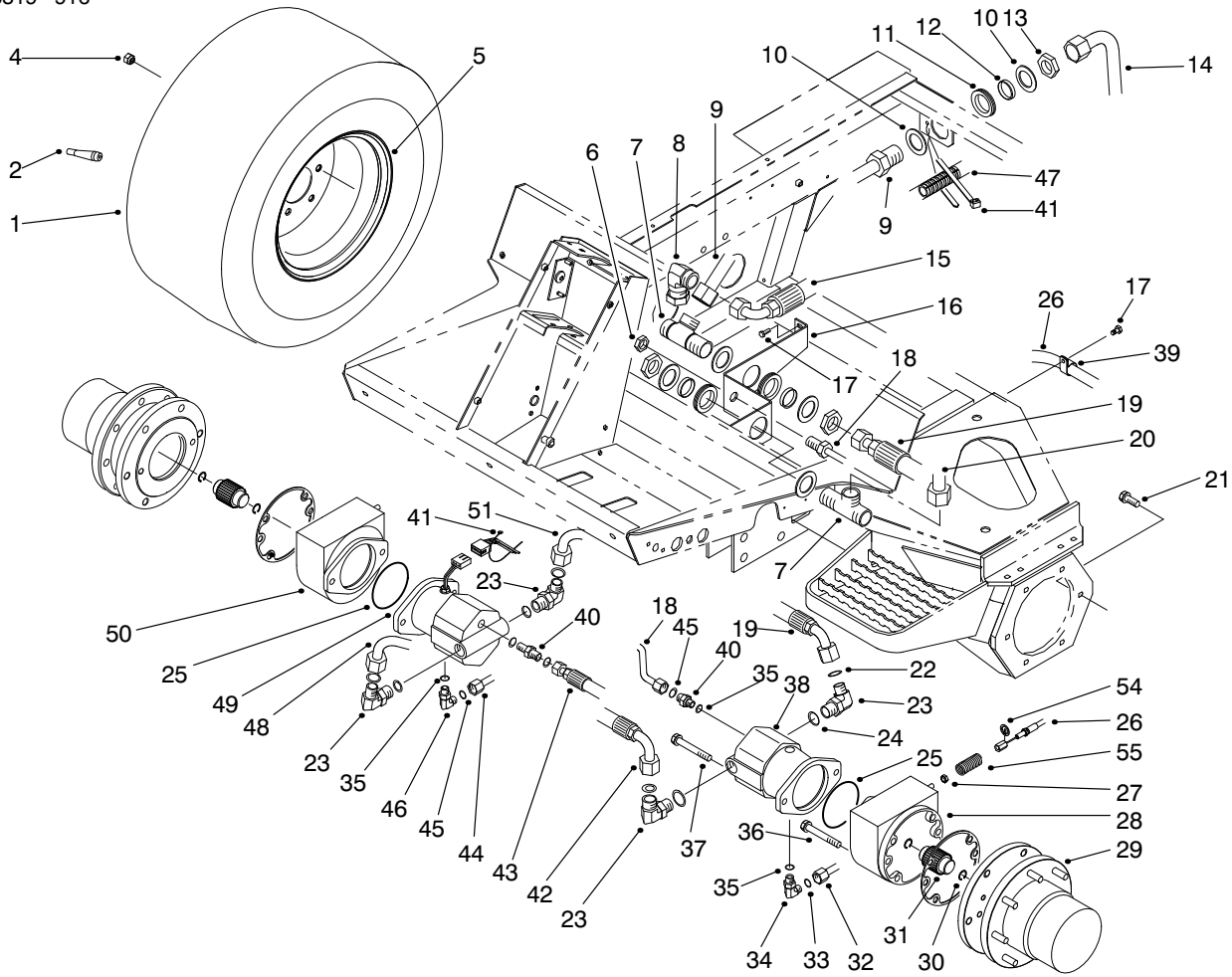
* Not Illustrated



T-2069-2

FRONT HYDRAULIC DRIVE & BRAKE ASSEMBLY

Ref. No.	Part No.	Description	No. Used	Ref. No.	Part No.	Description	No. Used
1	95-3465	Tire	2	14	92-7473	Asm- Tube, Rear (Model 03801)	1
2	232-24	Stem-Valve	2	15	92-7634	Asm- Hose, Traction (Model 03800)	1
4	92-7483	Nut- Lug	16	16	92-7455	Plate- Bulkhead	1
5	95-3464	Rim	2	17	32144-11	Screw- Thread Forming	5
6	340-127	Nut- Bulkhead	1	18	92-7477	Asm- Tube, Motor Drain	1
7	92-7550	Fitting- Tee, Bulkhead (Incl. Ref. #53)	2	19	92-7486	Asm- Hose	1
8	92-7645	Fitting- Hydraulic 90° (Model 03800)	1	20	92-7485	Asm- Hose	1
9	92-7474	Assembly- Tube, Front (Model 03801)	1	21	33106-030	Screw- HHF	12
10	69-8920	Washer (Model 03800)	4	22	237-58	O- Ring	4
10	69-8920	Washer (Model 03801)	6	23	340-142	Fitting- Hydraulic 90° (Incl. Ref. #22 & 24)	4
11	240-2	Grommet (Model 03800)	2	24	237-81	O- Ring	4
11	240-2	Grommet (Model 03801)	3	25	237-166	O- Ring	2
12	69-8950	Spacer (Model 03800)	2	26	92-7530	Cable- Brake, LH	1
12	69-8950	Spacer (Model 03801)	3	27	3218-4	Nut- Jam	2
13	340-128	Nut- Bulkhead (Model 03800)	2	28	92-7417	Asm- Brake, LH	1
13	340-128	Nut- Bulkhead (Model 03801)	3	29	92-7415	Asm- Drive, Planetary	2
				30	93-7972	Ring- Retaining	4
				31	93-7966	Shaft- Splined, Brake	2
				32	92-7598	Asm- Tube, Frt. Drain	1
				33	237-22	O- Ring	1
				34	340-18	Fitting- Hydraulic 90° (Incl. Ref. #33 & 35)	1
				35	237-79	O- Ring	4
				36	33106-090	Screw- HHF	8



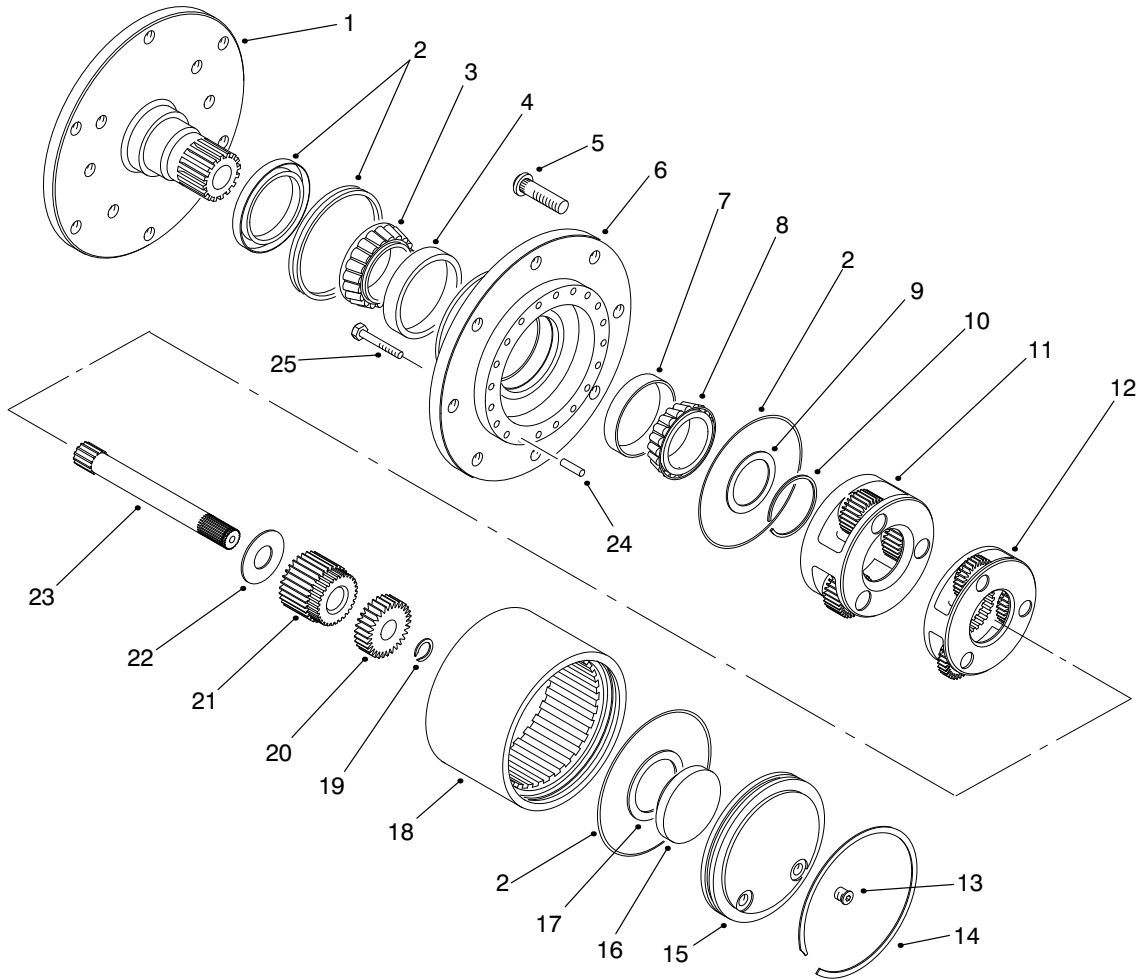
T-2069-2

FRONT HYDRAULIC DRIVE & BRAKE ASM. (Continued)

Ref. No.	Part No.	Description	No. Used
37	33116-120	Screw-HH	4
38	92-7385	Motor-Planetary	1
39	2412-93	R-Clamp	2
40	340-5	Fitting-Hydraulic (Incl. Ref. #22 & 24)	2
41	3290-378	Tie-Cable	3
42	92-7487	Asm-Tube	1
43	92-7488	Asm-Hose	1
44	92-7478	Asm-Tube, Motor RH	1
45	237-30	O-Ring	3

Ref. No.	Part No.	Description	No. Used
46	340-98	Fitting-Hydraulic 90° (Incl. Ref. #35 & 45)	1
47	94-3090	Harness-Wire, Main	1
48	92-7476	Assembly-Tube, Traction	1
49	93-7476	Motor-Hydraulic W/Sensor	1
50	92-7414	Assembly-Brake, RH	1
51	92-7475	Assembly-Tube, Traction	1
*53	340-65	O-Ring	6
54	94-3050	Plate-Spring	2
55	94-3088	Spring-Brake	2

* Not Illustrated

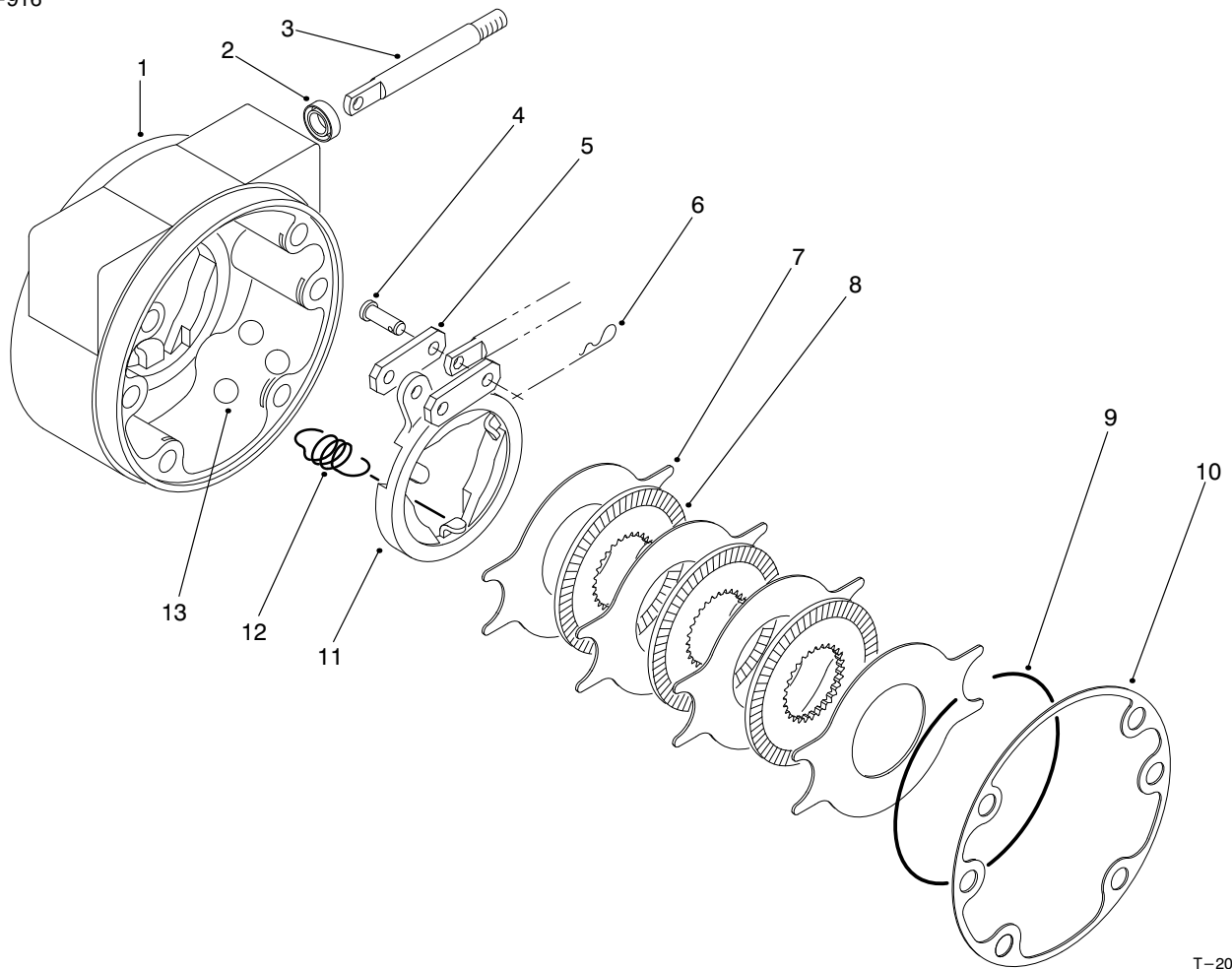


T-2070-1

PLANETARY DRIVE ASSEMBLY NO. 92-7415

Ref. No.	Part No.	Description	No. Used	Ref. No.	Part No.	Description	No. Used
1	93-7450	Spindle	1	15	93-7458	Plate-Cover	1
2	93-7474	Kit-Seal	1	16	93-7457	Spacer-Input	1
3	93-7451	Cone-Bearing	1	17	93-7460	Washer-Thrust	1
4	93-7452	Cup-Bearing	1	18	93-7456	Gear-Ring	1
5	93-7455	Stud-Wheel	8	19	93-7459	Ring-Retaining, External	1
6	93-7453	Housing	1	20	93-7463	Gear-Sun	1
7	93-7470	Cup-Bearing	1	21	93-7464	Gear-Sun	1
8	93-7469	Cone-Bearing	1	22	93-7465	Washer-Thrust	1
9	93-7468	Washer-Thrust	1	23	93-7471	Shaft-Input	1
10	93-7467	Ring-Retaining, External	1	24	93-7466	Pin-Dowel	2
11	93-7472	Asm-Carrier, Secondary	1	25	93-7454	Screw-HH	18
12	93-7473	Asm-Carrier, Primary	1	*	92-7415	Asm-Complete (Incl. Ref. #1-25)	1
13	93-7461	Plug-Pipe	2				
14	93-7462	Ring-Retaining, Internal	1				

* Not Illustrated



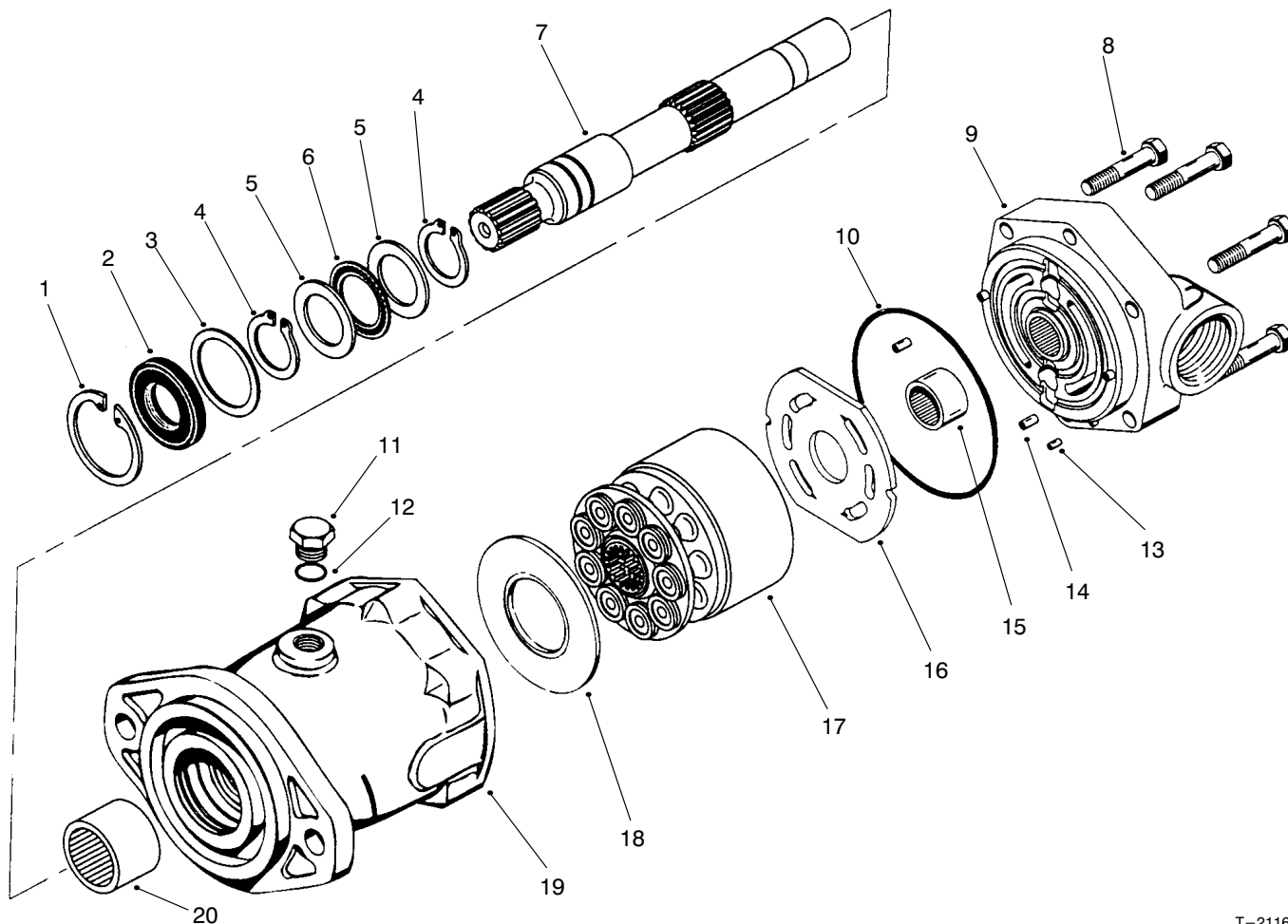
T-2071-1

BRAKE ASM NO. 92-7414 RH & 92-7417 LH (Shown)

Ref. No.	Part No.	Description	No. Used
†1		Housing-Brake, LH	1
†*		Housing-Brake, RH	1
2	93-7977	Seal	1
3	93-7978	Rod-Pull	1
4	93-7983	Pin-Clevis	2
5	93-7980	Link	2
6	93-7979	Pin-Cotter, Hair	2

Ref. No.	Part No.	Description	No. Used
7	93-7986	Disc-Stationary	4
8	93-7981	Disc-Rotating	3
9	93-7976	Ring-Retaining	1
10	93-7984	Gasket	1
11	93-7982	Actuator	1
12	93-7987	Spring-Extension	3
13	93-7985	Ball	3

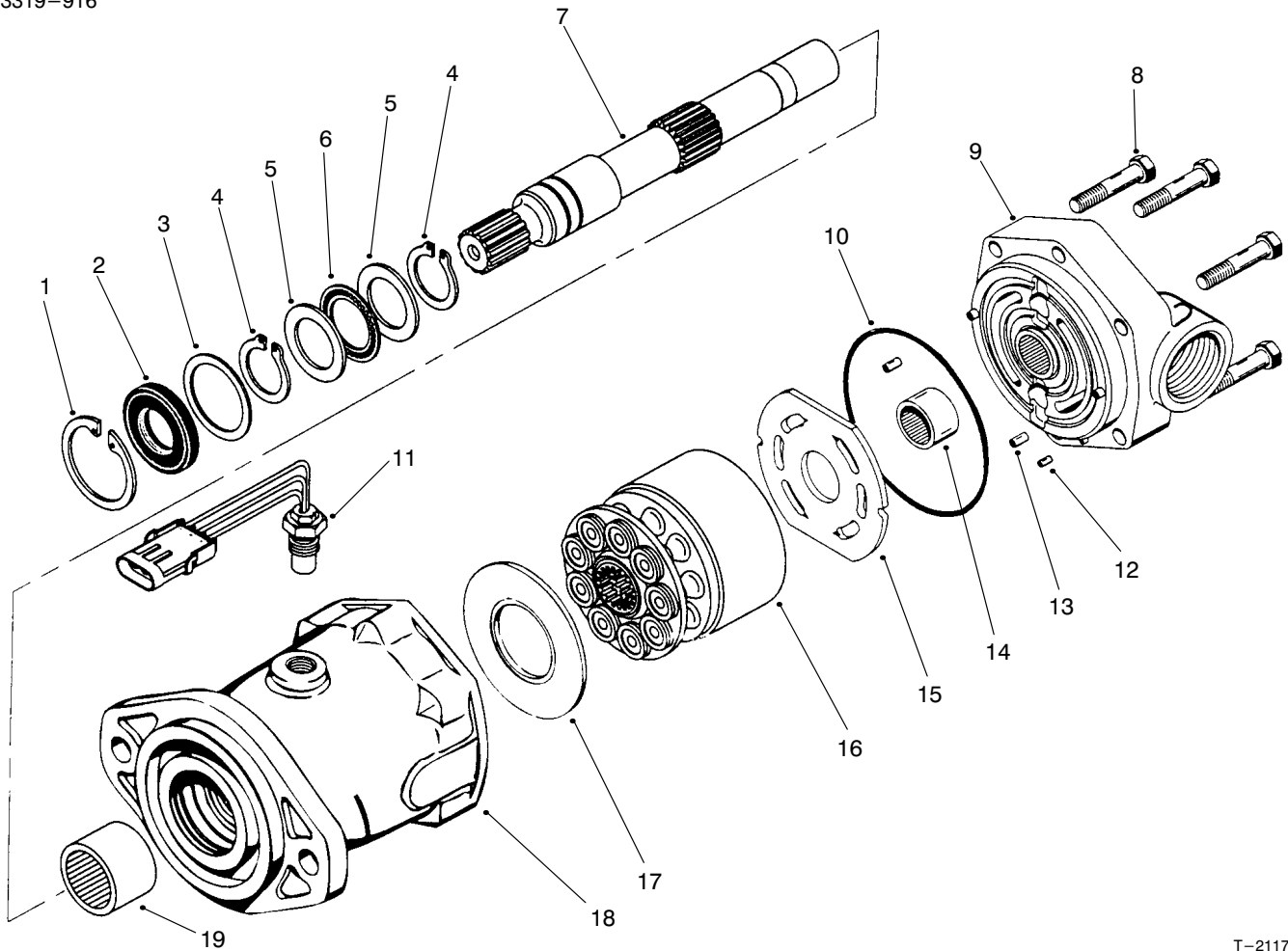
* Not Illustrated
 † Not Serviced Separately



T-2116-1

HYDRAULIC MOTOR ASSEMBLY NO. 92-7385

Ref. No.	Part No.	Description	No. Used	Ref. No.	Part No.	Description	No. Used
1	76-7010	Ring-Retaining	1	12		O-Ring	1
2	94-3008	Seal-Shaft	1	13		Pin-Dowel	1
3	94-3007	Washer	1	14		Pin-Dowel	3
4	76-7000	Ring-Retaining	2	15		Bearin-Needle	1
5	76-6950	Race-Thrust	2	16	94-3003	Plate-Valve	1
6	76-6960	Bearing-Thrust	1	17	76-6910	Kit-Rotating	1
7	94-3004	Shaft-Drive, Splined	1	18	76-6970	Insert-Camplate	1
8	94-3002	Screw-HH	6	19	94-3006	Housing (Incl. Ref. #20)	1
9	94-3005	Asm-Backplate (Incl. Ref. #13-15)	1	20		Bearing-Needle	1
10	76-6980	O-Ring	1				
11	94-3009	Asm-Plug (Incl. Ref. #12)	1				

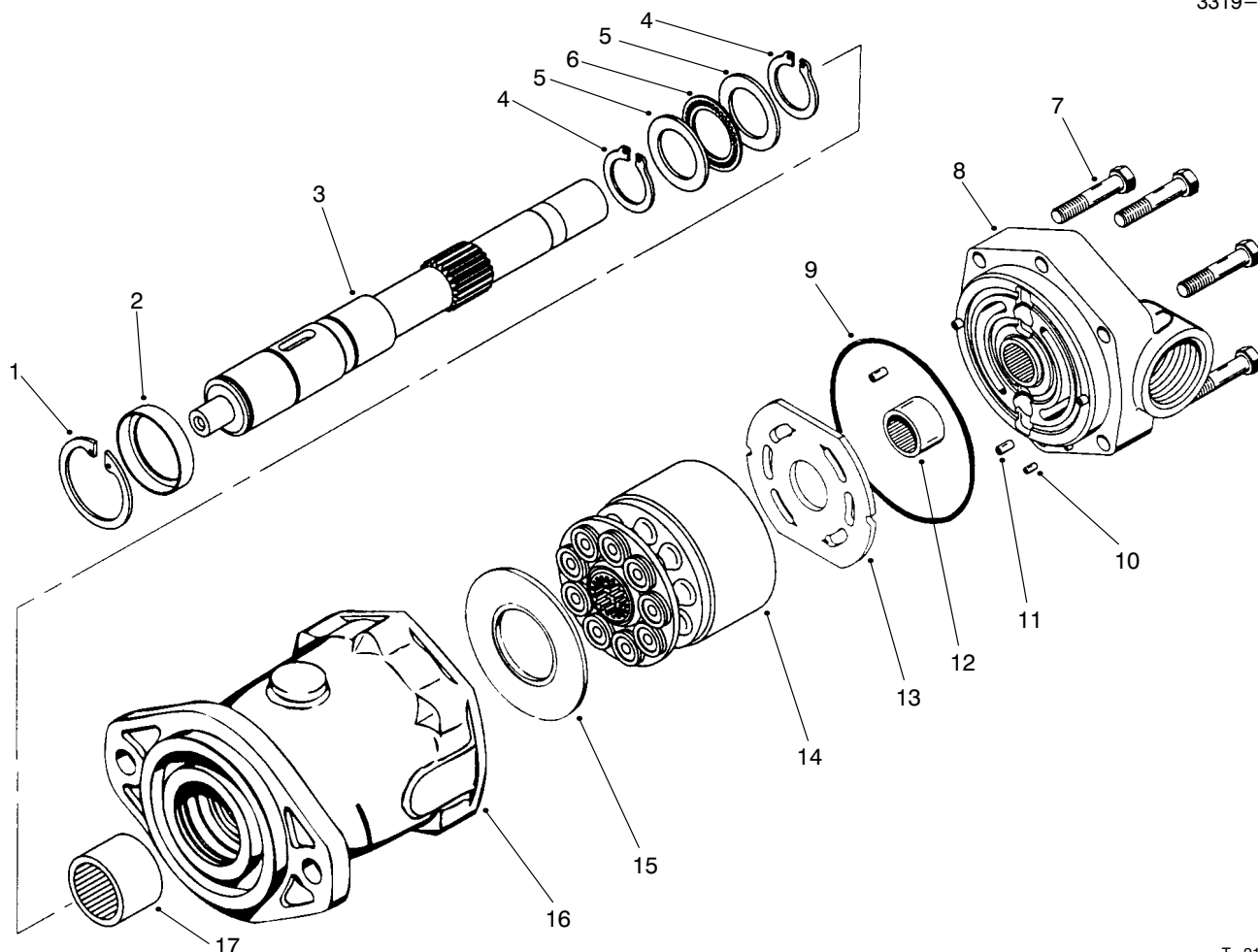


T-2117-1

HYDRAULIC MOTOR ASM. NO. 93-7476 W/SENSOR

Ref. No.	Part No.	Description	No. Used
1	76-7010	Ring-Retaining	1
2	94-3008	Seal-Shaft	1
3	94-3007	Washer	1
4	76-7000	Ring-Retaining	2
5	76-6950	Race-Thrust	2
6	76-6960	Bearing-Thrust	1
7	94-3004	Shaft-Drive, Splined	1
8	94-3002	Screw-HH	6
9	94-3005	Asm-Backplate (Incl. Ref. #12-14)	1
10	76-6980	O-Ring	1

Ref. No.	Part No.	Description	No. Used
11	94-3010	Sensor-Speed Pickup	1
12		Pin-Dowel	1
13		Pin-Dowel	3
14		Bearing-Needle	1
15	94-3003	Plate-Valve	1
16	76-6910	Kit-Rotating	1
17	76-6970	Insert-Camplate	1
18	94-3006	Housing (Incl. Ref. #19)	1
19		Bearing-Needle	1

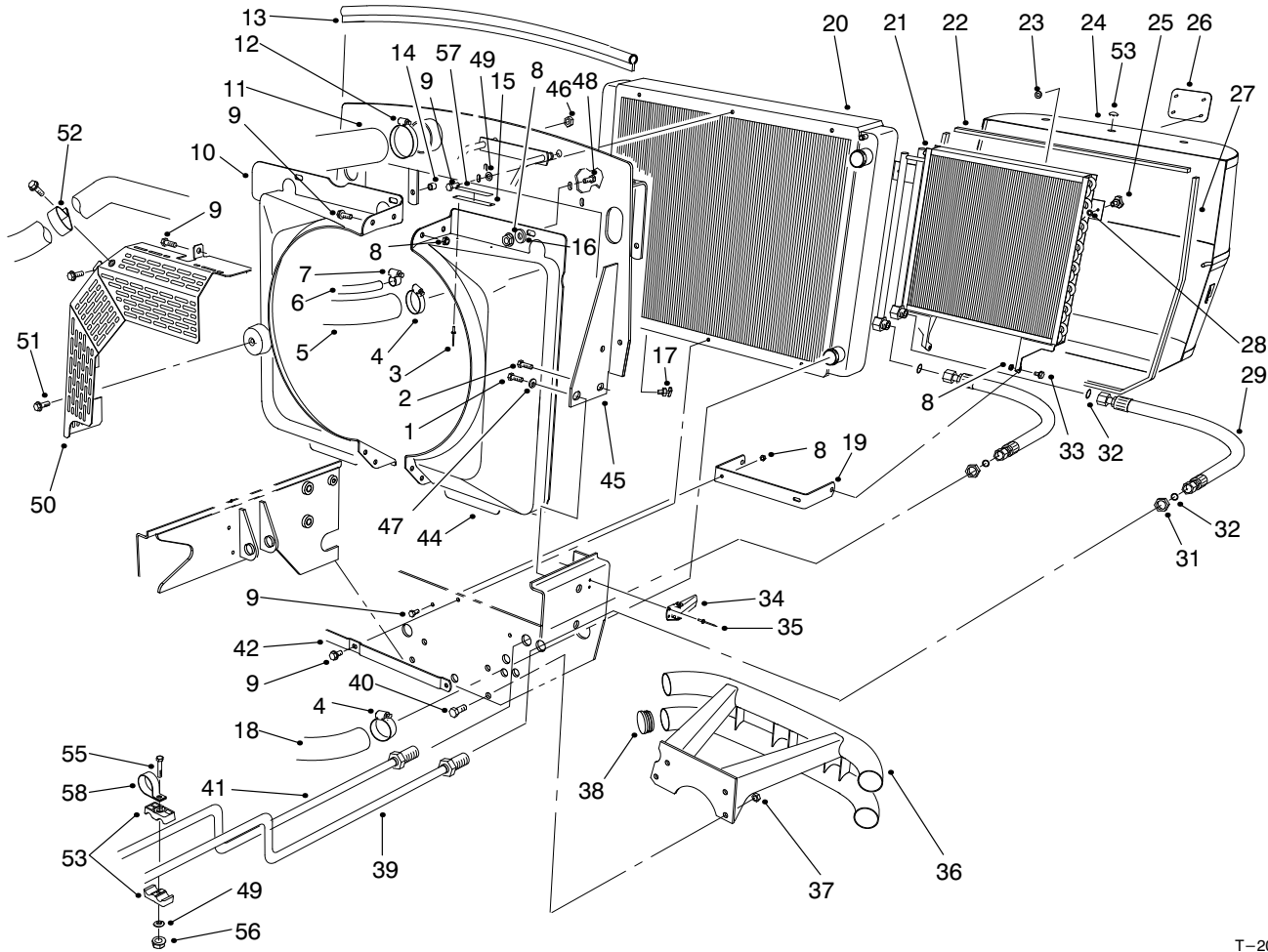


T-2118-1

4 WD HYDRAULIC MOTOR ASM. NO. 92-7386

Ref. No.	Part No.	Description	No. Used
1	76-7010	Ring-Retaining	1
2	76-7020	Spacer	1
3	76-6930	Shaft-Drive, Straight	1
4	76-7000	Ring-Retaining	2
5	76-6950	Race-Thrust	2
6	76-6960	Bearing-Thrust	1
7	94-3002	Screw-HH	6
8	94-3000	Asm.-Backplate (Incl. Ref. #10-12)	1
9	76-6980	O-Ring	1

Ref. No.	Part No.	Description	No. Used
10		Pin-Dowel	3
11		Pin-Dowel	1
12		Bearing-Needle	1
13	94-3003	Plate-Valve	1
14	76-6910	Kit-Rotating	1
15	76-6970	Insert-Camplate	1
16	94-3001	Housing (Incl. Ref. #17)	1
17		Bearing-Needle	1

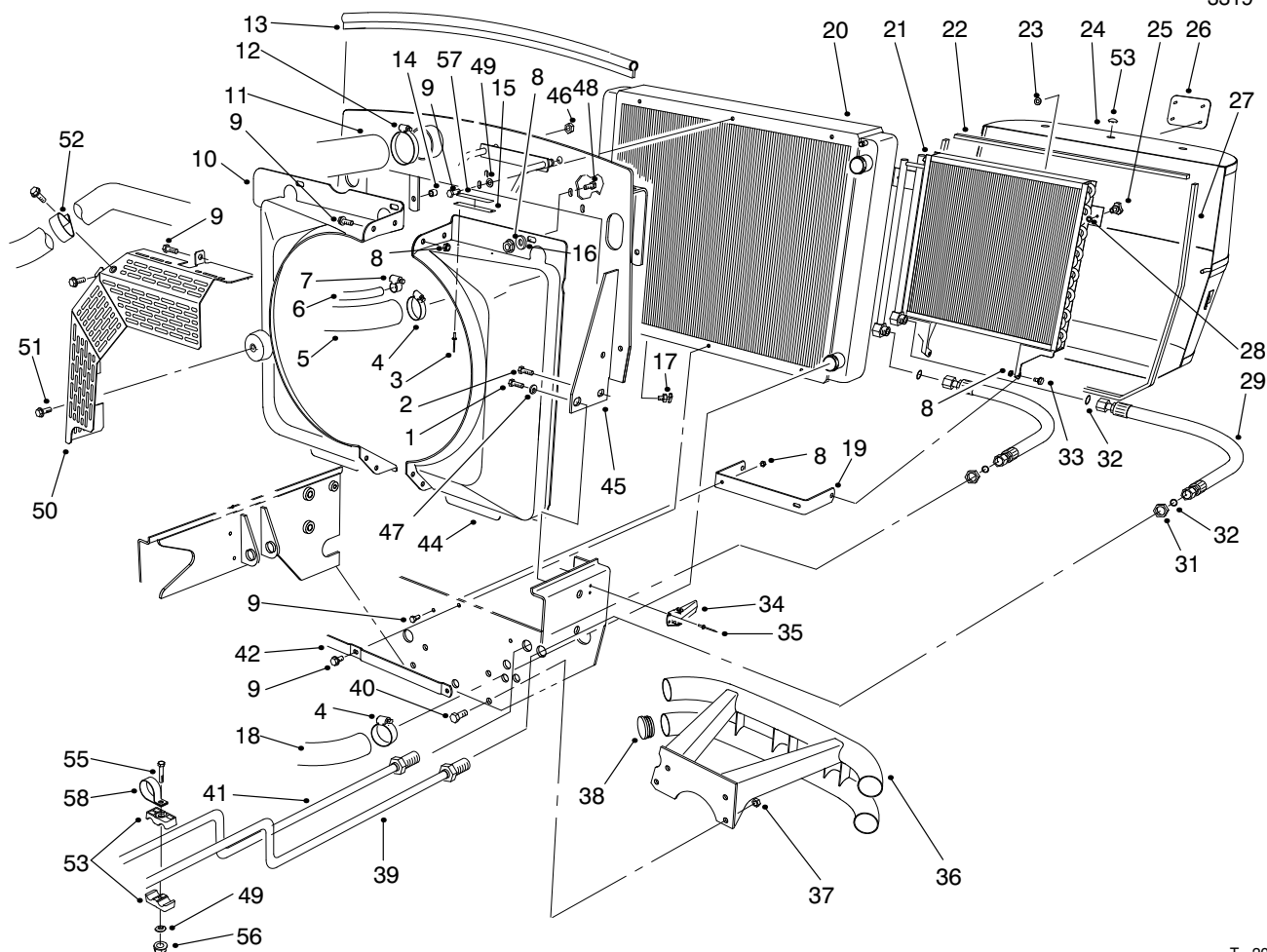


T-2073-4

RADIATOR & SHROUD ASSEMBLY

Ref. No.	Part No.	Description	No. Used
1	33108-025	Screw-HHF	2
2	33105-030	Screw-HHF	2
3	3290-271	Rivet-Pop	2
4	2412-3	Clamp-Hose	2
5	93-4215	Hose-Radiator, Upper Rear	1
6	92-7424	Hose-Radiator, Overflow	1
7	2412-36	Clamp-Hose	1
8	32128-20	Nut-Flange	4
9	3234-5	Screw-HF	10
10	92-7374	Shroud-Fan RH	1
11	93-7584	Hose-Intake	1
12	2412-125	Clamp-Hose	1
13	93-7553	Seal-Hood	1
14	32148-10	Nut-Clinch	2
15	93-6681	Plate-Warning	1
15	94-2646	Decal-Warning (Europe)	1
15	94-4577	Decal-Warning (Japan)	1
16	3256-56	Washer-Flat	3
17	304-46	Nut-Drain Cock	1
18	92-7463	Hose-Radiator, Lower	1
19	92-7516	Bracket-Support, Cooler	1
20	74-3410	Asm-Radiator	1
21	82-3740	Cooler-Oil	1
22	92-7631	Sealstrip-Screen	1
23	94-2638	Nut-Push On	4
24	92-7505	Screen	1
25	77-3620	Retainer-Cover	2

Ref. No.	Part No.	Description	No. Used
26	93-6028	Plate-Logo, Toro	1
27	93-4208	Strip-Seal, Screen	1
28	32151-72	Retainer-Push On	2
29	92-7535	Asm-Hose, Oil Cooler	2
31	340-74	Nut-Bulkhead	2
32	237-65	O-Ring	4
33	37-8771	Bolt-Shoulder	2
34	69-3020	Latch-Draw	2
35	3269-4	Rivet-Pop	4
36	94-3084	Bumper (Model 03800)	1
36	92-7623	Bumper (Model 03801)	1
37	3296-23	Nut-Lock	4
38	2410-42	Cap-Bumper (Model 03800)	2
38	2410-42	Cap-Bumper (Model 03801)	4
39	92-7493	Asm-Tube, Filter	1
40	325-5	Screw-HH	2
41	92-7558	Asm-Tube, Cooler	1
42	92-7416	Strap-Radiator	1
44	92-7375	Shroud-Fan LH	1
45	92-7388	Support-Radiator	1
46	3296-23	Nut-Lock	2
47	3256-27	Washer-Flat	2
48	3230-2	Screw-Carriage	3
49	3256-23	Washer-Flat	4
50	94-2646	Guard-Fan (Europe)	1

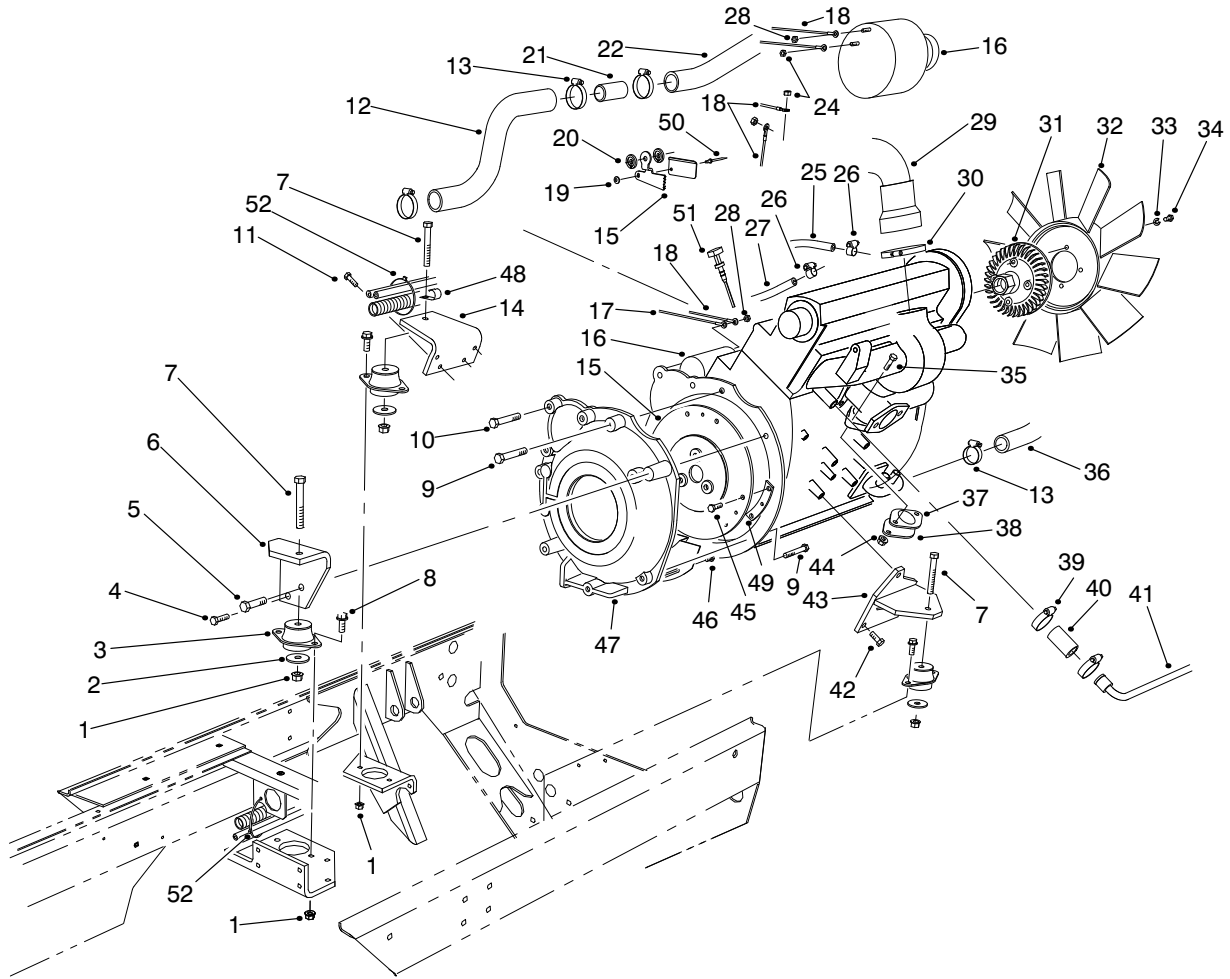


T-2073-4

RADIATOR & SHROUD ASSEMBLY (Continued)

Ref. No.	Part No.	Description	No. Used
51	33104-020	Screw-HHF (Europe)	3
52	2412-96	Clamp-R (Europe)	1
53	2410-64	Button-Plug	3
54	94-8105	Clamp-Tube	2
55	322-9	Screw-HH	1

Ref. No.	Part No.	Description	No. Used
56	3296-47	Nut-Lock	1
57	76-8750	Plate - Warning, Fan (Europe)	1
58	2412-147	Clamp - R	1



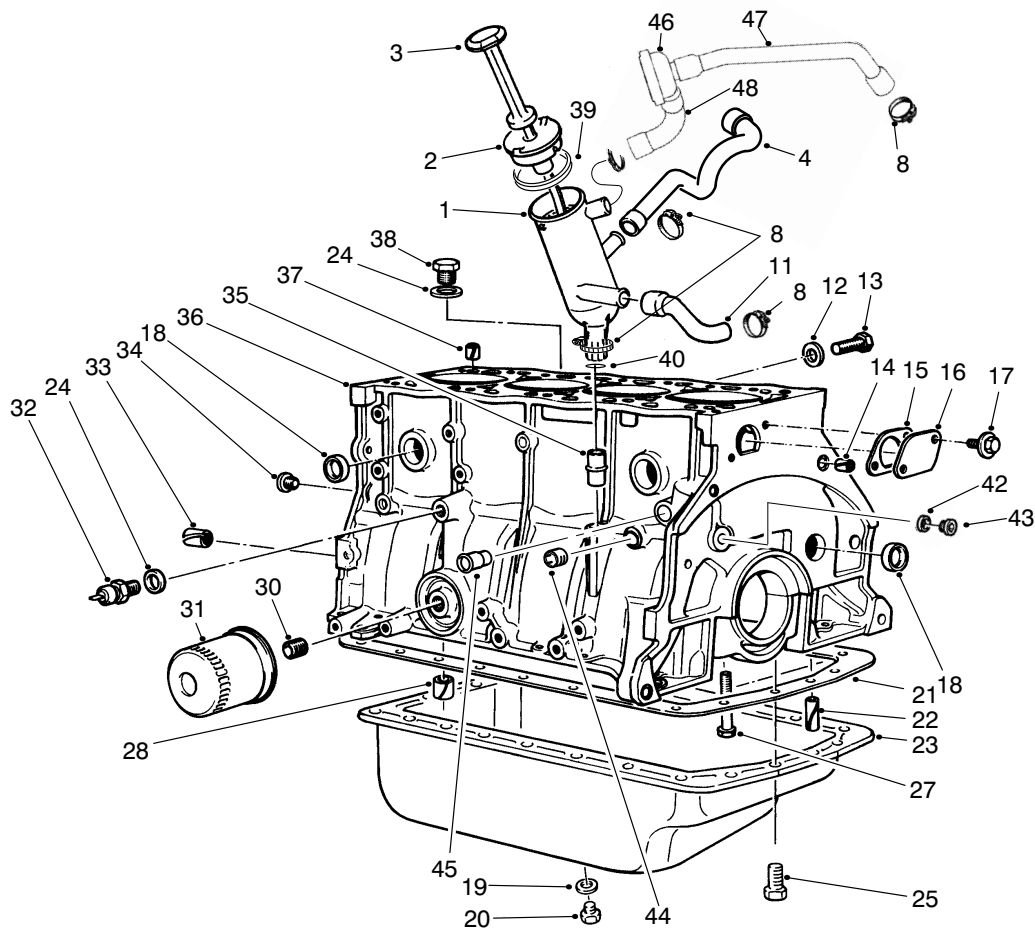
T-2074-1

ENGINE INSTALLATION ASSEMBLY

Ref. No.	Part No.	Description	No. Used
1	33005-00	Nut-HF	9
2	87-5100	Washer-Snubbing	3
3	53-9681	Mount-Rubber	3
4	48-9470	Screw	1
5	48-7840	Screw-HH	1
6	92-7425	Support-Mount, Engine	1
7	33105-070	Screw-HHF	3
8	33105-030	Screw-HHF	6
9	48-7570	Screw-HH	3
10	48-7810	Screw-HH	3
11	66-3160	Screw	4
12	94-1418	Hose-Radiator, Upper	1
13	2412-3	Clamp-Hose	4
14	92-7429	Mount-Motor, RH	1
15	94-1421	Coupling-Center, Spring	1
16	93-4233	Asm-Engine	1
17	75-1370	Cable-Battery, Positive	1
18	94-3090	Harness-Wire, Main	1
*	94-9967	Circuit Breaker-50 Amp	1
*	94-9968	Circuit Breaker-100 Amp	1
19	3256-49	Washer-Flat	1
20	86-2990	Mount-Cable, Throttle	2
21	93-7594	Spacer-Tubular	1
22	93-4215	Hose-Radiator, Upper Rear	1
24	48-7880	Nut	3
25	92-7521	Hose-Fuel	1
26	2412-108	Clamp-Hose	2

Ref. No.	Part No.	Description	No. Used
27	63-7627	Hose-Fuel	1
28	48-7930	Nut-Hex.	2
29	94-2624	Hose-Manifold	1
30	2412-125	Clamp-Hose	1
31	92-7466	Clutch-Fan	1
32	74-3650	Fan-Engine	1
33	3253-4	Washer-Lock	4
34	322-3	Screw-HH	4
35	33104-020	Screw-HHF	2
36	92-7463	Hose-Radiator, Lower	1
37	77-3700	Gasket-Exhaust, Manifold	1
38	92-7382	Cover-Manifold	1
39	2412-129	Clamp-Hose	4
40	74-6490	Hose-Water Line	2
41	92-7381	Tube-Water, Return	1
42	48-7780	Screw-HH	3
43	92-7426	Mount-Motor	1
44	33004-00	Nut-HF	2
45	48-7700	Screw-HH	6
46	48-7610	Screw-HH	3
47	82-5120	Adapter-Pump To Engine	1
48	2412-150	J-Clip	1
49	94-1422	Spacer-Coupler	3
50	3290-282	Rivet-Pop	1
51	93-9176	Dipstick-Peugeot	1
52	3290-378	Tie-Cable	2

*Not Illustrated

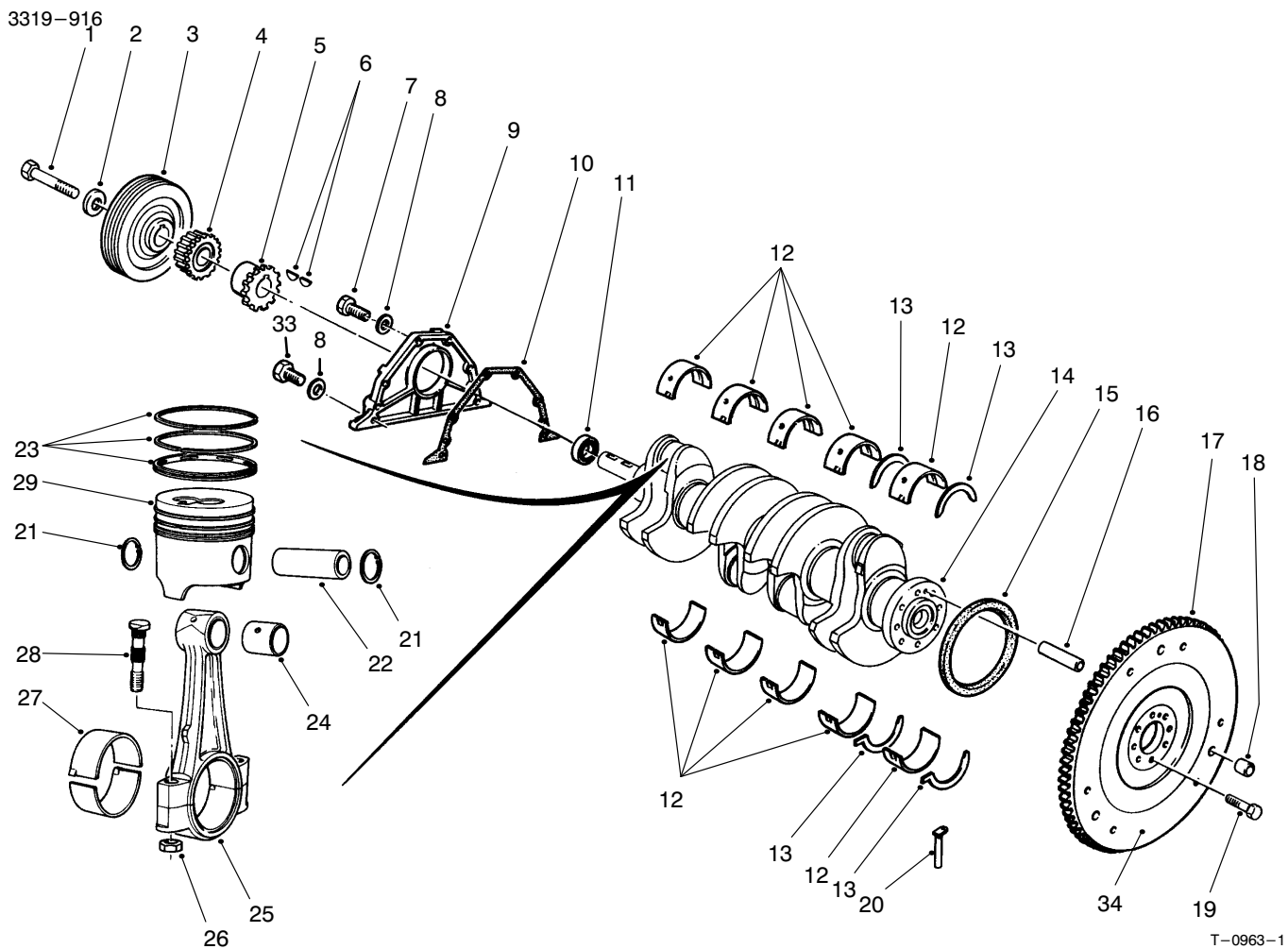


T-2142-3

CRANKCASE ASSEMBLY

Ref. No.	Part No.	Description	No. Used	Ref. No.	Part No.	Description	No. Used
1	94-3181	Oil Filler (Incl. Ref. 39)	1	27	74-7930	Screw-Bearing Cap	10
2	94-3182	Plug	1	28	74-7940	Bushing-Spring	1
3	93-9176	Dipstick-Oil	1	29	74-7950	Screw-Plate	6
4	94-3184	Union	1	30	74-7960	Stud-Filter	1
8	2412-129	Clamp-Hose	8	31	74-7970	Filter-Oil	1
11	74-7770	Hose-Crankcase	1	32	94-3180	Switch-Pressure	1
12	74-7780	Gasket	1	33	74-7990	Pin-Spring	4
13	74-7790	Screw	1	34	74-8000	Plug	2
14	94-3102	Pin	2	35	74-8010	Guide-Dipstick	1
15	74-7810	Gasket-Plate	1	36	94-3100	Asm-Short Block (Incl. Pistons next page)	1
16	74-7820	Plate	1	37	74-8030	Pin-Spring	1
17	94-3112	Screw-Washer Hd.	2	38	94-3105	Plug-Drain	1
18	74-7840	Plug-27 mm Dia.	8	39	94-3183	Gasket	1
*	94-3108	Plug-27.5 mm Dia.	8	40	94-3186	O-Ring	1
*	94-3109	Plug-28.5 mm Dia.	9	42	94-3106	Gasket	2
19	74-7320	Gasket	1	43	94-3104	Plug-Threaded	2
20	74-7310	Plug-Threaded	1	44	94-3103	Plug-Threaded	1
21	74-7380	Gasket-Oil Pan	1	45	94-3110	Stud	1
22	94-3111	Pin-Groove	2	46	94-3190	PCV Valve	1
23	74-7300	Pan-Oil	1	47	94-3192	Union	1
24	94-3107	Gasket	2	48	94-3191	Union	1
25	74-7330	Screw-HH	23	*	94-3101	Gasket Set (Without Head Gasket)	1
26	77-3790	Plug-Drain	1				

* Not Illustrated



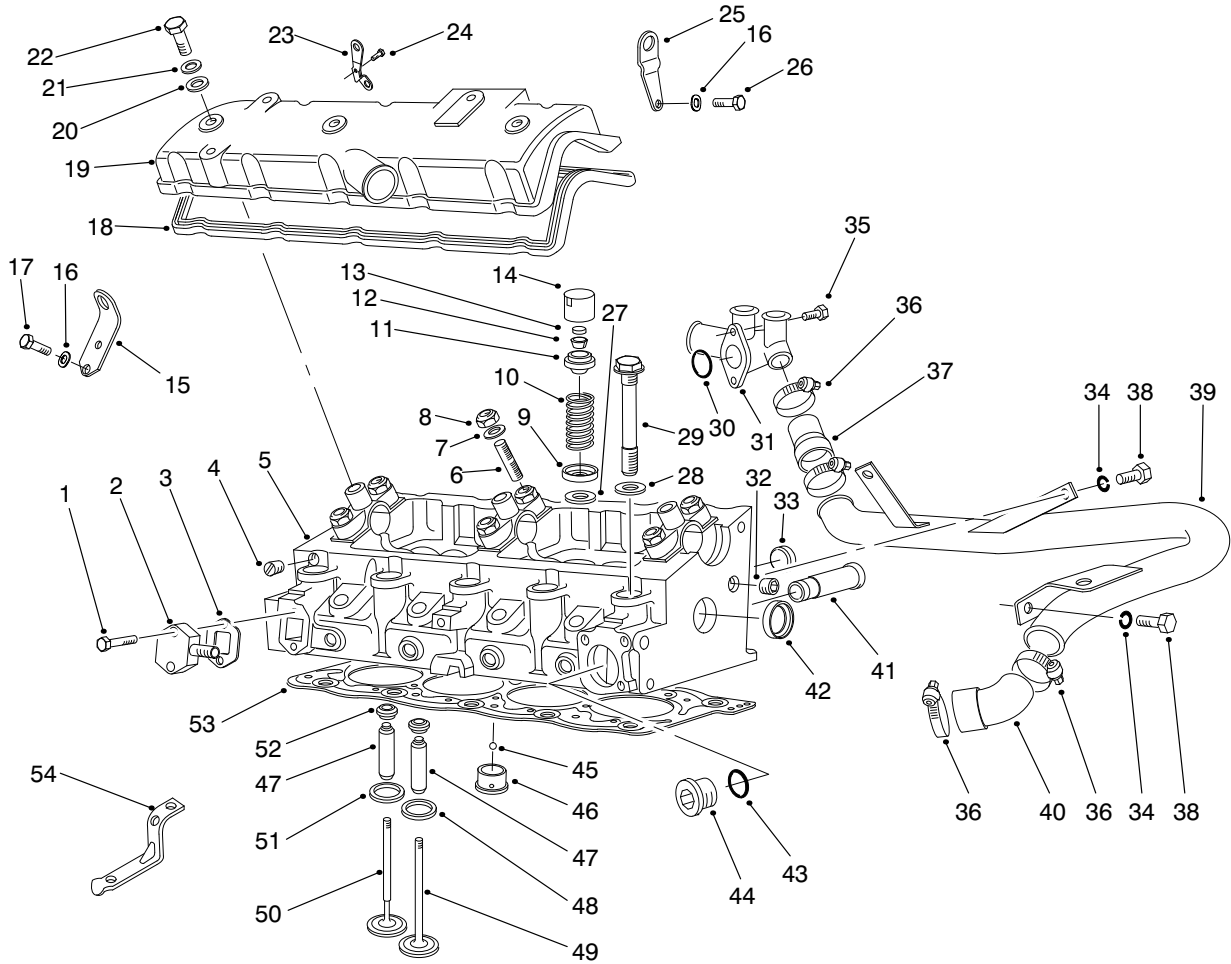
T-0963-1

CRANKSHAFT ASSEMBLY

Ref. No.	Part No.	Description	No. Used
1	94-3145	Screw-HH	1
2	94-3146	Washer	1
3	94-3144	Pulley	1
4	74-8100	Gear-Pinion	1
5	95-3485	Sprocket-Oil Pump	1
6	74-8120	Key-Woodruff	2
7	94-3150	Screw-HH	4
8	94-3151	Washer	6
9	74-8140	Cover	1
10	74-8150	Gasket-Cover	1
11	94-3148	Seal-Shaft	1
12	74-8170	Bearing Set (Std.)	2
*	94-3140	Bearing Set (.30mm OS)	2
13	94-3141	Thrust Bearing Set (Std.)	2
*	94-3142	Thrust Bearing Set (.10mm OS)	2
*	74-8210	Thrust Bearing Set (.15mm OS)	2
*	94-3143	Thrust Bearing Set (.20mm OS)	2
14	74-8230	Crankshaft	1
15	94-3147	Seal	1
16	74-7990	Pin	1
17	94-3149	Gear-Flywheel	1
18	74-8270	Pin	3
19	95-3484	Screw-HH	8
20	74-8290	Seal-#1 Bearing Cap	2
21	74-8300	Clip-Piston Pin	8

Ref. No.	Part No.	Description	No. Used
22	74-8310	Pin-Piston	4
23	94-3158	Piston Ring Set Std.	4
*	74-8320	Piston Ring Set-0.20 mm	4
*	74-8330	Piston Ring Set-0.50 mm	4
*	74-8340	Piston Ring Set-0.80 mm	4
24	94-3154	Bushing-Sleeve	4
25	94-3153	Rod-Connecting	4
26		Nut-Hex.	8
27	74-8380	Bearing-Connecting Rod (Std.)	4
*	94-3155	Bearing-Connecting Rod (49.7mm ID)	4
28	94-3156	Bolt-Connecting Rod (Incl. Ref. #26)	8
29	94-3157	Piston Set-Std. (Incl. Ref. #21-23)	1
29	74-8420	Piston Set-Stage #1 (83.13mm OD) (Incl. Ref. #21-23)	1
*	74-8430	Piston Set-Stage #2 (83.43mm OD) (Incl. Ref. #21-23)	1
*	74-8440	Piston Set-Stage #3 (83.73mm OD) (Incl. Ref. #21-23)	1
33	94-3152	Screw-HH	2
34	74-8260	Flywheel	1

* Not Illustrated



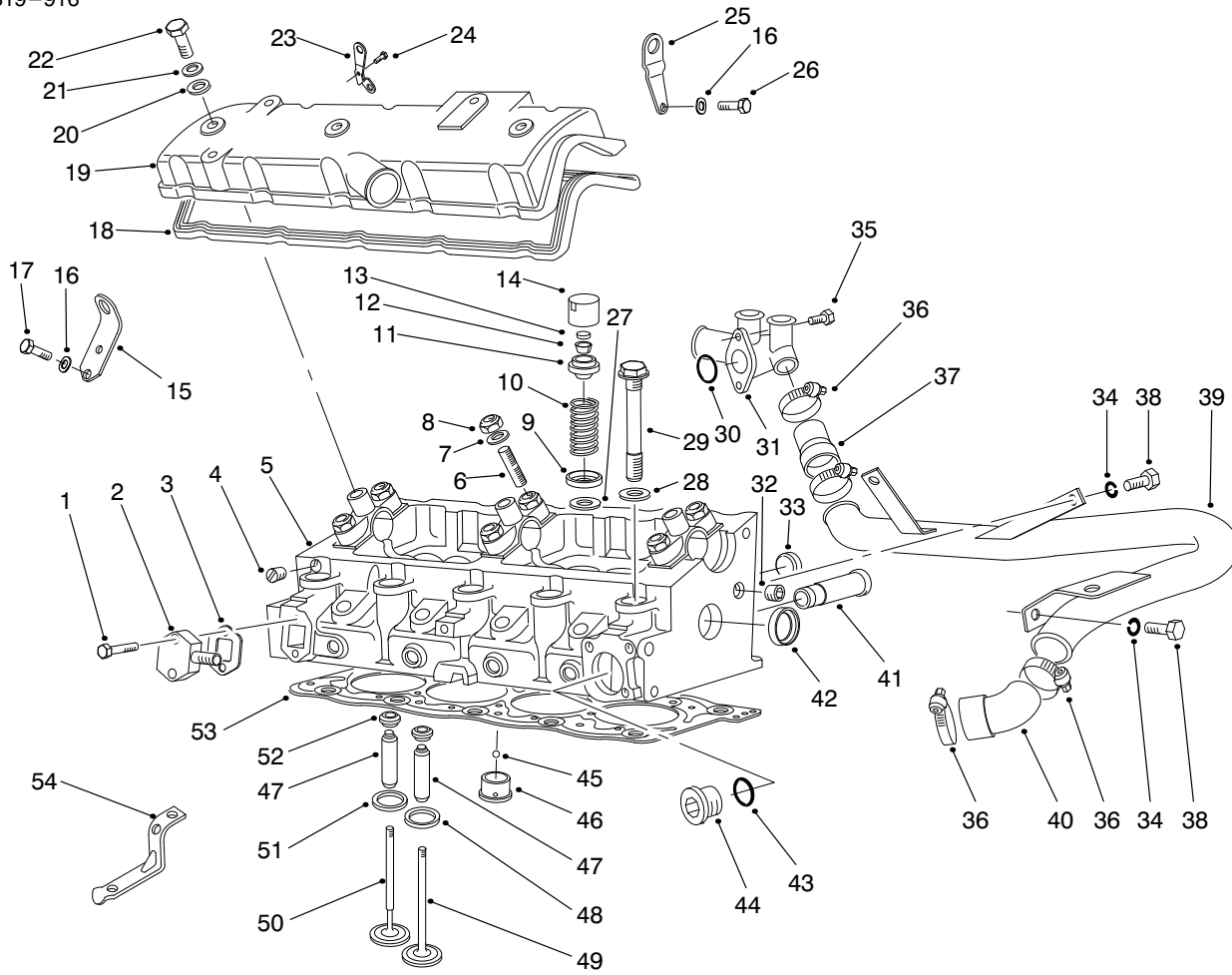
T-2148-4

CYLINDER HEAD ASSEMBLY

Ref. No.	Part No.	Description	No. Used
1	94-3123	Screw-HH	2
2	94-3117	Plate	1
3	94-3116	Gasket	1
4	74-7600	Plug	4
5	94-3113	Asm-Cylinder Head	1
6	76-5130	Stud	6
7	74-8900	Washer-Flat	6
8	94-3115	Nut-Lock	6
9	74-6570	Cup-Lower Valve Spring	8
10	74-6560	Spring-Valve	8
11	74-6550	Cup-Upper Valve Spring	8
12	74-7240	Collar-Split	16
13	74-6580	Insert-Valve (1.650mm)	8
*	74-6590	Insert-Valve (1.725mm)	8
*	74-6600	Insert-Valve (1.800mm)	8
*	74-6610	Insert-Valve (1.900mm)	8
*	74-6620	Insert-Valve (1.975mm)	8
*	74-6630	Insert-Valve (2.050mm)	8
*	74-6640	Insert-Valve (2.125mm)	8
*	74-6650	Insert-Valve (2.225mm)	8
*	74-6660	Insert-Valve (2.250mm)	8
*	74-6670	Insert-Valve (2.275mm)	8
*	74-6680	Insert-Valve (2.300mm)	8
*	74-6690	Insert-Valve (2.325mm)	8
*	74-6700	Insert-Valve (2.350mm)	8
*	74-6710	Insert-Valve (2.375mm)	8

Ref. No.	Part No.	Description	No. Used
13	74-6720	Insert-Valve (2.400mm)	8
*	74-6730	Insert-Valve (2.425mm)	8
*	74-6740	Insert-Valve (2.450mm)	8
*	74-6750	Insert-Valve (2.475mm)	8
*	74-6760	Insert-Valve (2.500mm)	8
*	74-6770	Insert-Valve (2.525mm)	8
*	74-6780	Insert-Valve (2.550mm)	8
*	74-6790	Insert-Valve (2.575mm)	8
*	74-6800	Insert-Valve (2.600mm)	8
*	74-6810	Insert-Valve (2.625mm)	8
*	74-6820	Insert-Valve (2.650mm)	8
*	74-6830	Insert-Valve (2.675mm)	8
*	74-6840	Insert-Valve (2.700mm)	8
*	74-6850	Insert-Valve (2.725mm)	8
*	74-6860	Insert-Valve (2.750mm)	8
*	74-6870	Insert-Valve (2.775mm)	8
*	74-6880	Insert-Valve (2.800mm)	8
*	74-6890	Insert-Valve (2.825mm)	8
*	74-6900	Insert-Valve (2.850mm)	8
*	74-6910	Insert-Valve (2.875mm)	8
*	74-6920	Insert-Valve (2.900mm)	8
*	74-6930	Insert-Valve (2.925mm)	8
*	74-6940	Insert-Valve (2.950mm)	8
*	74-6950	Insert-Valve (2.975mm)	8
*	74-6960	Insert-Valve (3.000mm)	8
*	74-6970	Insert-Valve (3.025mm)	8

* Not Illustrated

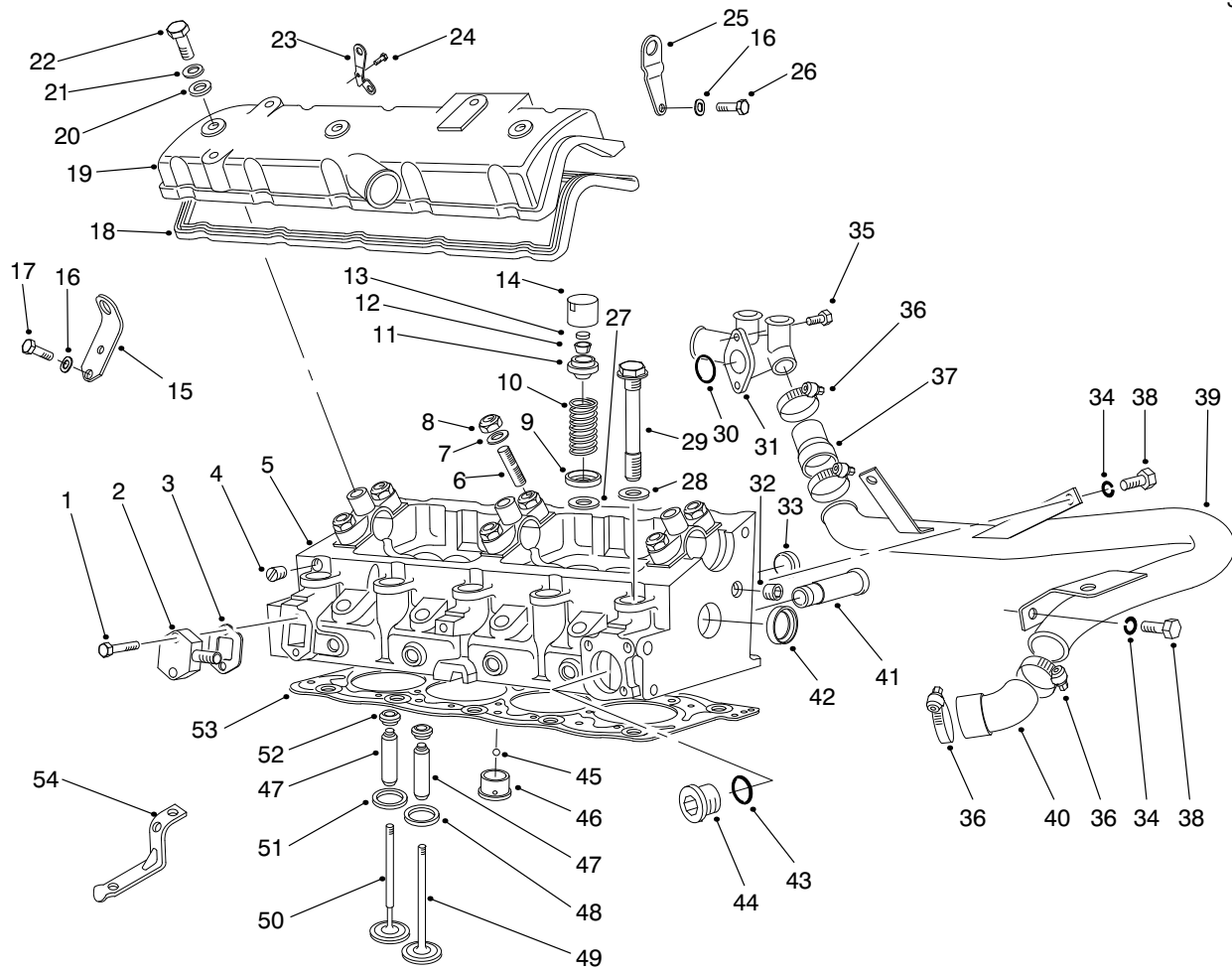


CYLINDER HEAD ASSEMBLY (Continued)

Ref. No.	Part No.	Description	No. Used
13	74-6980	Insert-Valve (3.050mm)	8
*	74-6990	Insert-Valve (3.075mm)	8
*	74-7000	Insert-Valve (3.100mm)	8
*	74-7010	Insert-Valve (3.125mm)	8
*	74-7020	Insert-Valve (3.150mm)	8
*	74-7030	Insert-Valve (3.175mm)	8
*	74-7040	Insert-Valve (3.200mm)	8
*	74-7050	Insert-Valve (3.225mm)	8
*	74-7060	Insert-Valve (3.250mm)	8
*	74-7070	Insert-Valve (3.275mm)	8
*	74-7080	Insert-Valve (3.300mm)	8
*	74-7090	Insert-Valve (3.325mm)	8
*	74-7100	Insert-Valve (3.350mm)	8
*	74-7110	Insert-Valve (3.375mm)	8
*	74-7120	Insert-Valve (3.400mm)	8
*	74-7130	Insert-Valve (3.425mm)	8
*	74-7140	Insert-Valve (3.450mm)	8
*	74-7150	Insert-Valve (3.475mm)	8
*	74-7160	Insert-Valve (3.500mm)	8
*	74-7170	Insert-Valve (3.550mm)	8
*	74-7180	Insert-Valve (3.625mm)	8
*	74-7190	Insert-Valve (3.700mm)	8
*	74-7200	Insert-Valve (3.775mm)	8
*	74-7210	Insert-Valve (3.850mm)	8
*	74-7220	Insert-Valve (3.925mm)	8
*	74-7230	Insert-Valve (4.000mm)	8

* Not Illustrated

Ref. No.	Part No.	Description	No. Used
14	74-6540	Tappet-Valve	8
15	94-3135	Bracket-Lifting	1
16	74-7560	Washer-Spring	3
17	76-5440	Screw	2
18	74-7630	Gasket-Valve Cover	1
19	74-7640	Cover-Valve	1
20	74-7650	Washer-Flat	3
21	94-3125	Washer	3
22	94-3124	Bolt-Valve Cover	3
23	94-3136	Bracket-Lifting	1
24	94-3138	Screw	1
25	94-3137	Bracket-Lifting	1
26	94-3139	Screw	1
27	94-3174	Washer	8
28	74-7270	Washer-Flat	10
29	74-7260	Bolt-Head	10
30	94-3197	O-Ring	1
31	94-3196	Inlet-Water	1
32	94-3118	Plug	1
33	74-7840	Plug-27 mm Dia.	2
*	94-3108	Plug-27.5 mm Dia.	2
*	94-3109	Plug-28.5 mm Dia.	2
34	68-9420	Washer-Lock	3
35	94-3198	Screw	2
36	2412-129	Clamp-Hose	4
37	94-3200	Hose-By-Pass	1



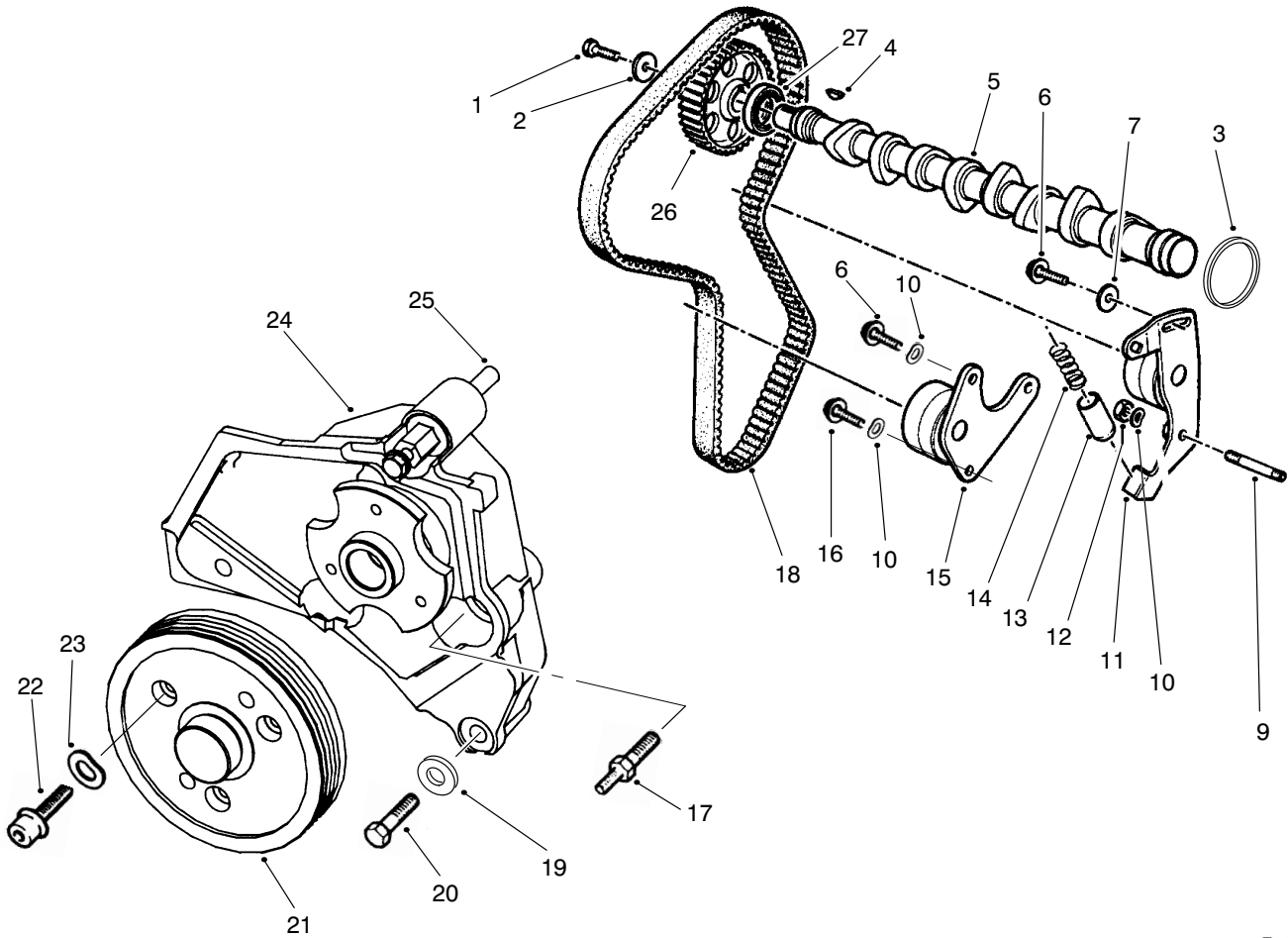
T-2148-4

CYLINDER HEAD ASSEMBLY (Continued)

Ref. No.	Part No.	Description	No. Used
38	48-7700	Screw-HH	3
39	94-3199	Pipe-By-Pass	1
40	94-3201	Hose-By-Pass	1
41	74-7400	Tube	1
42	74-7840	Plug	2
43	94-3122	Gasket	1
44	94-3121	Plug	1
45	74-7420	Ball	4
46	74-7430	Chamber-Turbulence (32.45mm)	4
*	74-7440	Chamber-Turbulence (32.65mm)	4
47	92-7792	Guide-Valve (14.29mm)	8
*	92-7793	Guide-Valve (14.59mm)	8
48	74-7450	Seat-Intake Valve (39.3mm)	4
*	74-7460	Seal-Intake Valve (39.5mm)	4

Ref. No.	Part No.	Description	No. Used
49	74-7480	Valve-Intake	4
50	92-7794	Valve-Exhaust	4
51	92-7795	Seat-Exhaust Valve (34.5mm)	4
52	92-7791	Seal-Valve	8
53	94-8132	Gasket-Head (1.48 mm)	1
*	94-8133	Gasket-Head (1.52 mm)	1
*	94-8134	Gasket-Head (1.58 mm)	1
*	94-8135	Gasket-Head (1.62 mm)	1
54	94-3120	Bracket	1
*	74-7670	Head Bolt & Washer Set (Incl. Ref. #28 & 29)	1
*	94-3119	Kit-Gasket	1
*	94-9965	Asm-Head, Cylinder	1

* Not Illustrated

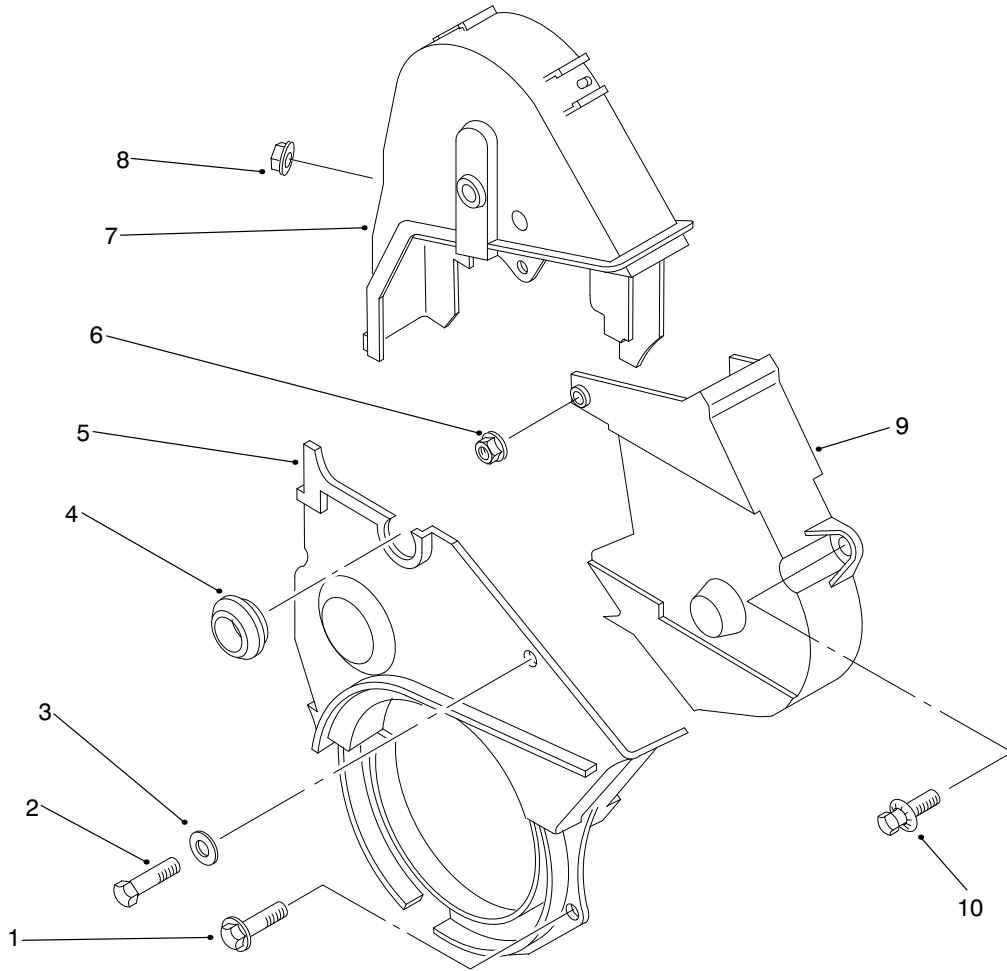


T-2141-1

CAMSHAFT & FAN SUPPORT ASSEMBLY

Ref. No.	Part No.	Description	No. Used
1	77-3440	Screw	2
2	77-3450	Washer	2
3	77-3420	Gasket	1
4	77-3410	Key	1
5	77-3400	Camshaft	1
6	94-3163	Screw	1
7	94-3166	Washer-Flat	1
9	94-3162	Stud	1
10	94-3164	Washer-Spring	4
11	94-3159	Asm-Roller	1
12	94-3165	Nut-Lock	1
13	77-3520	Cup	1
14	77-3510	Spring	1

Ref. No.	Part No.	Description	No. Used
15	94-3160	Asm-Roller	1
16	94-3161	Screw	2
17	94-3170	Screw	1
18	74-8830	Belt	1
19	94-3172	Washer	3
20	94-3171	Screw	2
21	94-3168	Pulley-Fan	1
22	94-3173	Screw	3
23	76-5010	Washer	3
24	94-3167	Bracket-Fan	1
25	94-3169	Screw	1
26	92-7787	Pulley-Camshaft	1
27	94-9994	Gasket-Camshaft	1

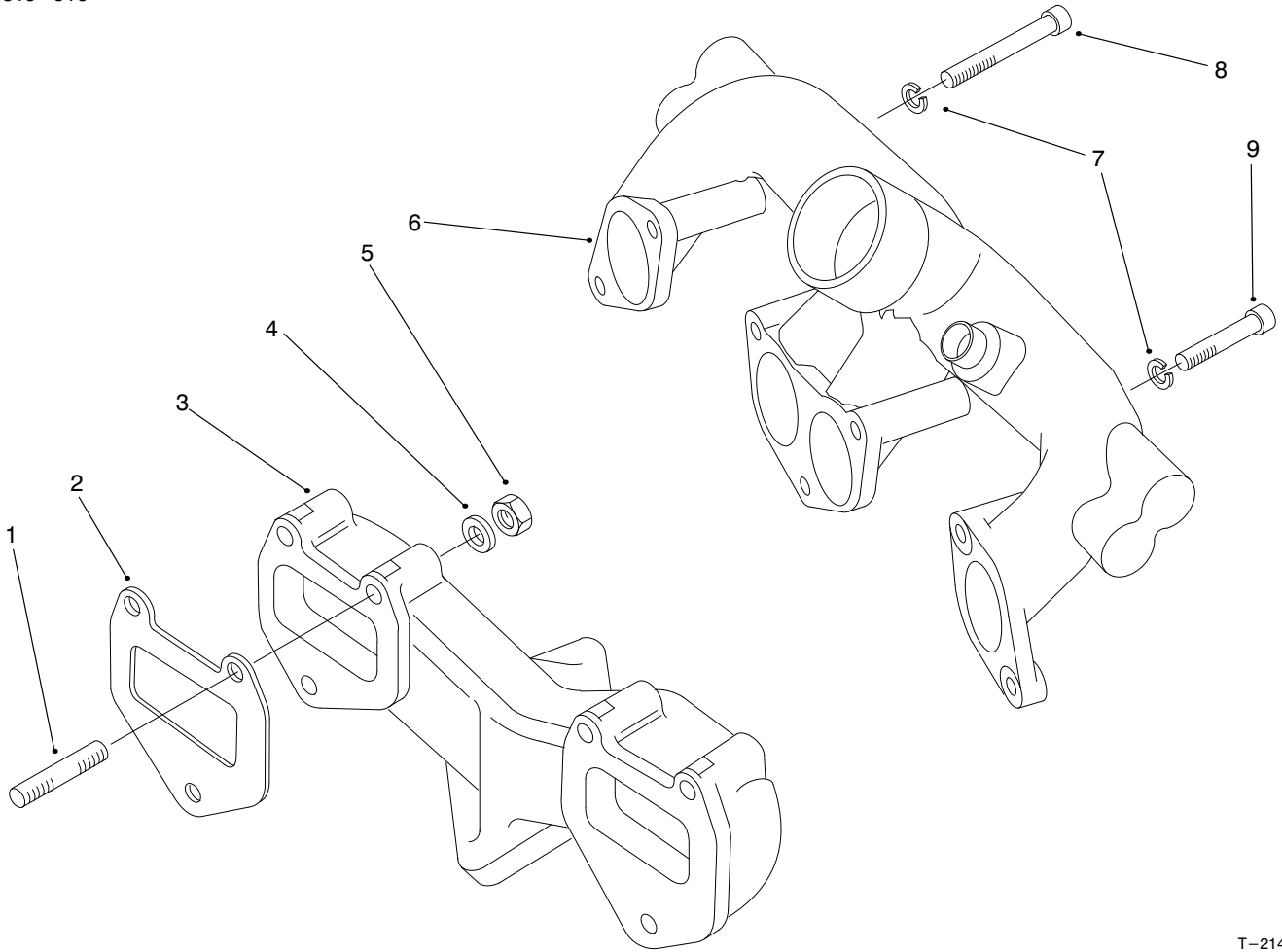


T-2140-2

TIMING COVER

Ref. No.	Part No.	Description	No. Used
1	94-3132	Screw	2
2	94-3130	Screw	1
3	94-3125	Washer-Flat	1
4	94-3129	Plug	1
5	94-3126	Protector-Lower	1

Ref. No.	Part No.	Description	No. Used
6	94-3133	Nut W/Washer	1
7	94-3127	Case-Timing, Left	1
8	94-3134	Nut	1
9	94-3128	Case-Timing, Right	1
10	94-3131	Screw	1



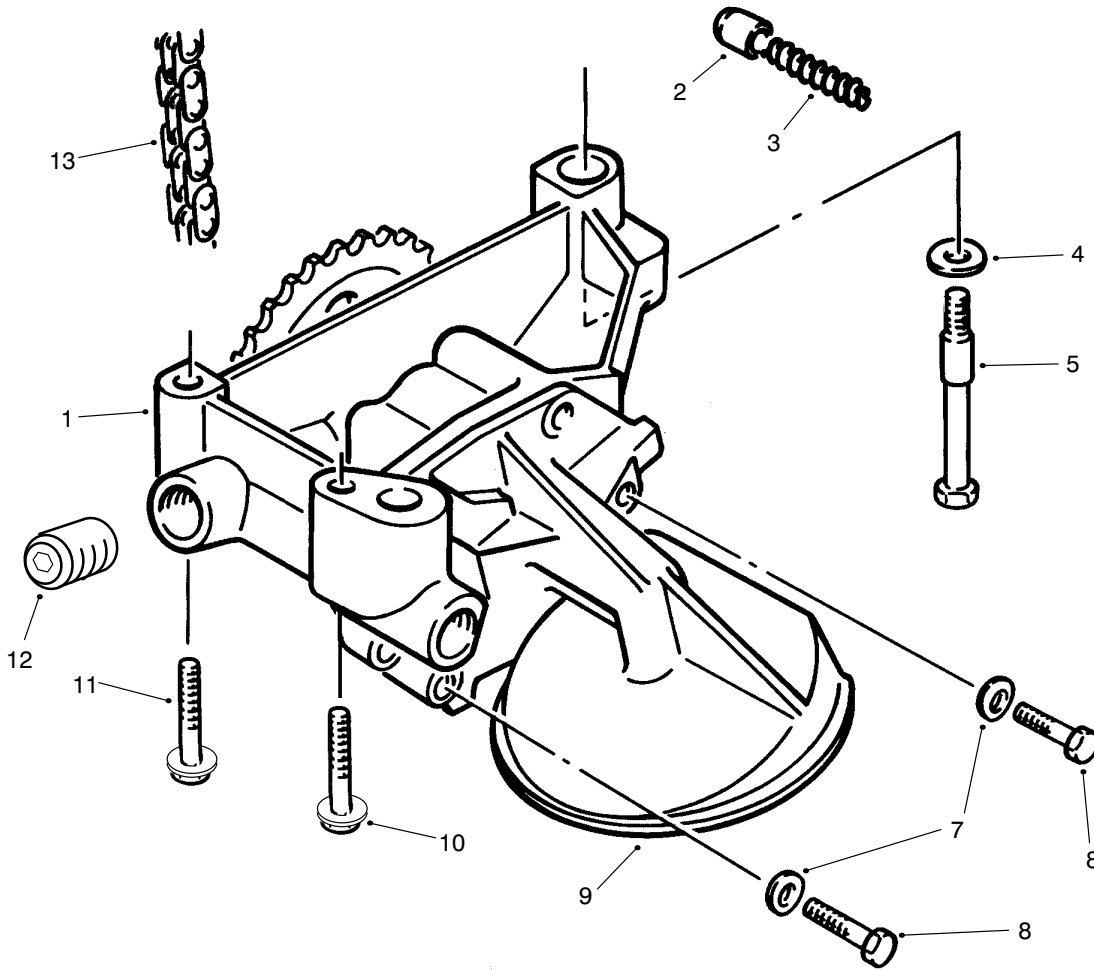
T-2149-3

INTAKE & EXHAUST MANIFOLD ASSEMBLY

Ref. No.	Part No.	Description	No. Used
1	77-3300	Stud	6
2	77-3310	Gasket	2
3	77-3340	Manifold-Exhaust	1
4	68-9420	Washer-Lock	6
5	77-3320	Nut-Hex	6

Ref. No.	Part No.	Description	No. Used
6	94-3215	Manifold-Intake	1
7	94-3164	Washer-Spring	7
8	94-3216	Screw	5
9	94-3217	Screw	4
*	94-3218	Screw	1

* Not Illustrated

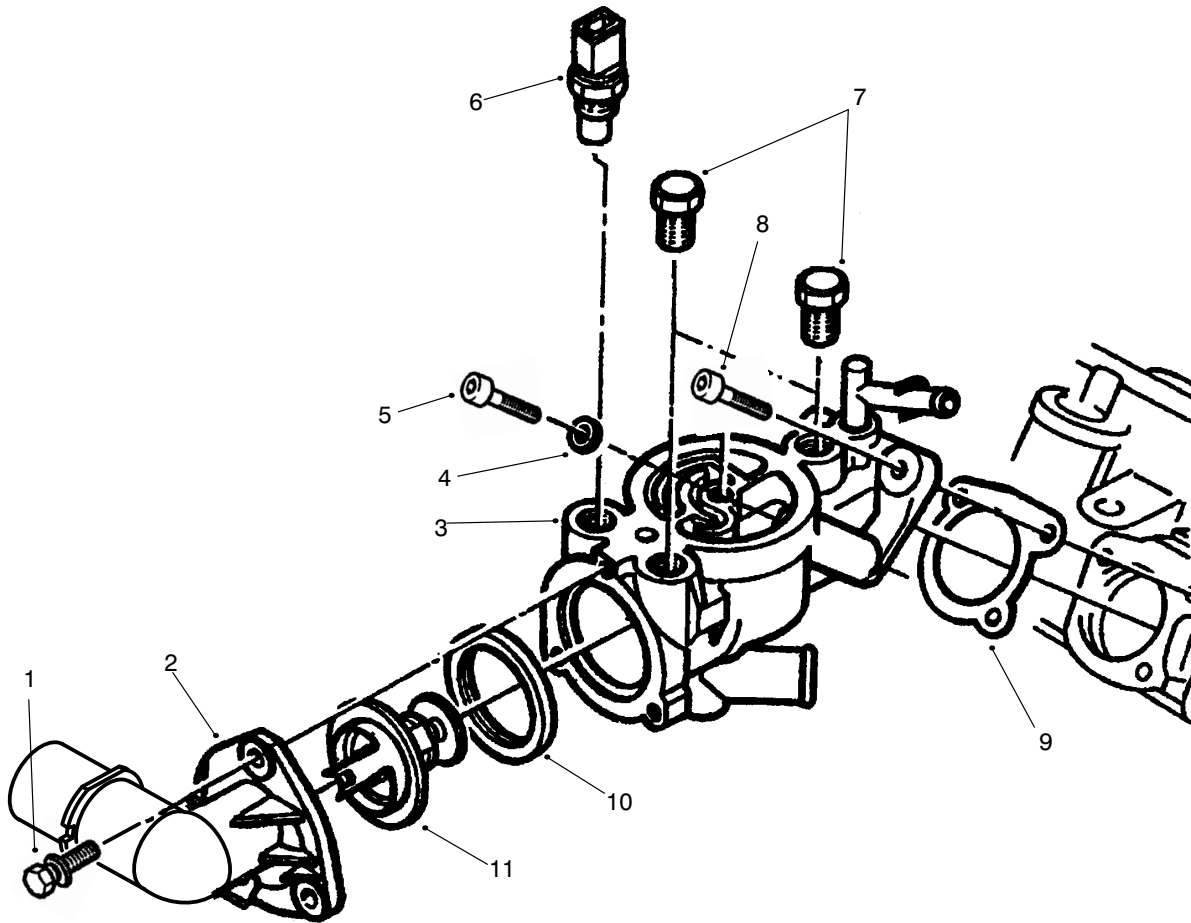


T-0964-2

OIL PUMP ASSEMBLY

Ref. No.	Part No.	Description	No. Used
1	76-5070	Asm-Oil Pump	1
2	94-3176	Gear-Oil Pump	1
3	76-5090	Spring-Piston	1
4	94-3179	Washer-Spring	3
5	76-5100	Bolt-Shoulder	1
7	76-5010	Washer-Spring	5

Ref. No.	Part No.	Description	No. Used
8	94-3124	Screw-HH	2
9	94-3178	Strainer	1
10	77-3470	Screw	1
11	77-3490	Screw	1
12	94-3177	Plug	2
13	76-5170	Chain-Pump Drive	1

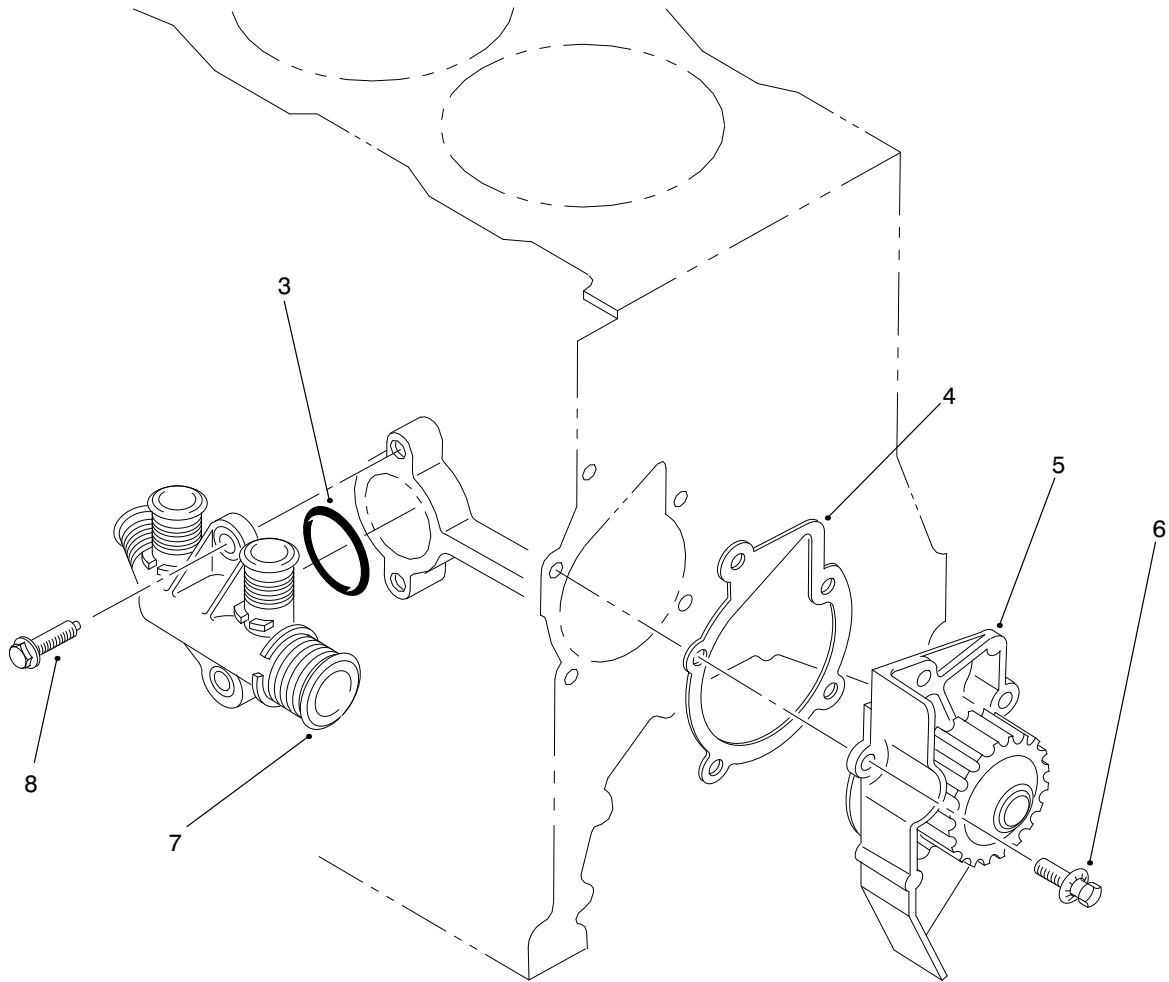


T-2143-3

COLLECTOR ASSEMBLY

Ref. No.	Part No.	Description	No. Used
1	94-3131	Screw	3
2	94-3208	Stub-Outlet	1
3	94-3205	Box-Outlet	1
4	94-3207	Ring	1
5	94-3214	Screw	1
6	94-3211	Temp Sending Unit	1

Ref. No.	Part No.	Description	No. Used
7	94-3212	Plug	2
8	94-3213	Screw	1
9	94-3206	Gasket	1
10	94-3210	Gasket	1
11	94-3209	Thermostat	1



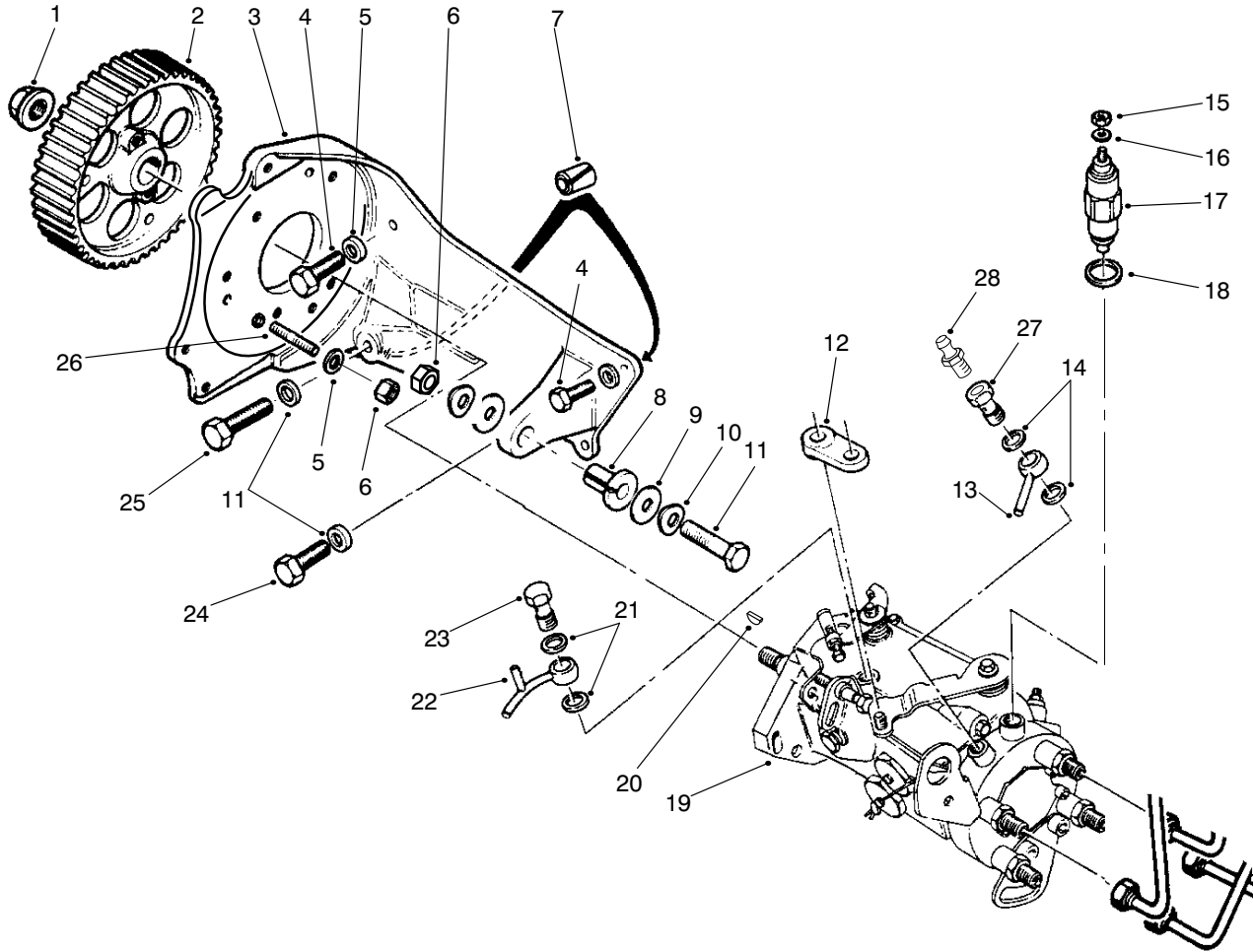
T-2144-1

WATER PUMP ASSEMBLY

Ref. No.	Part No.	Description	No. Used
3	94-3197	O-Ring	1
4	94-3195	Gasket-Pump, Water	1
5	94-3194	Cover-Pump, Water (Incl. Ref. #4)	1

Ref. No.	Part No.	Description	No. Used
6	76-5500	Screw	5
7	94-3196	Inlet-Water	1
8	94-3198	Screw	2

3319-916

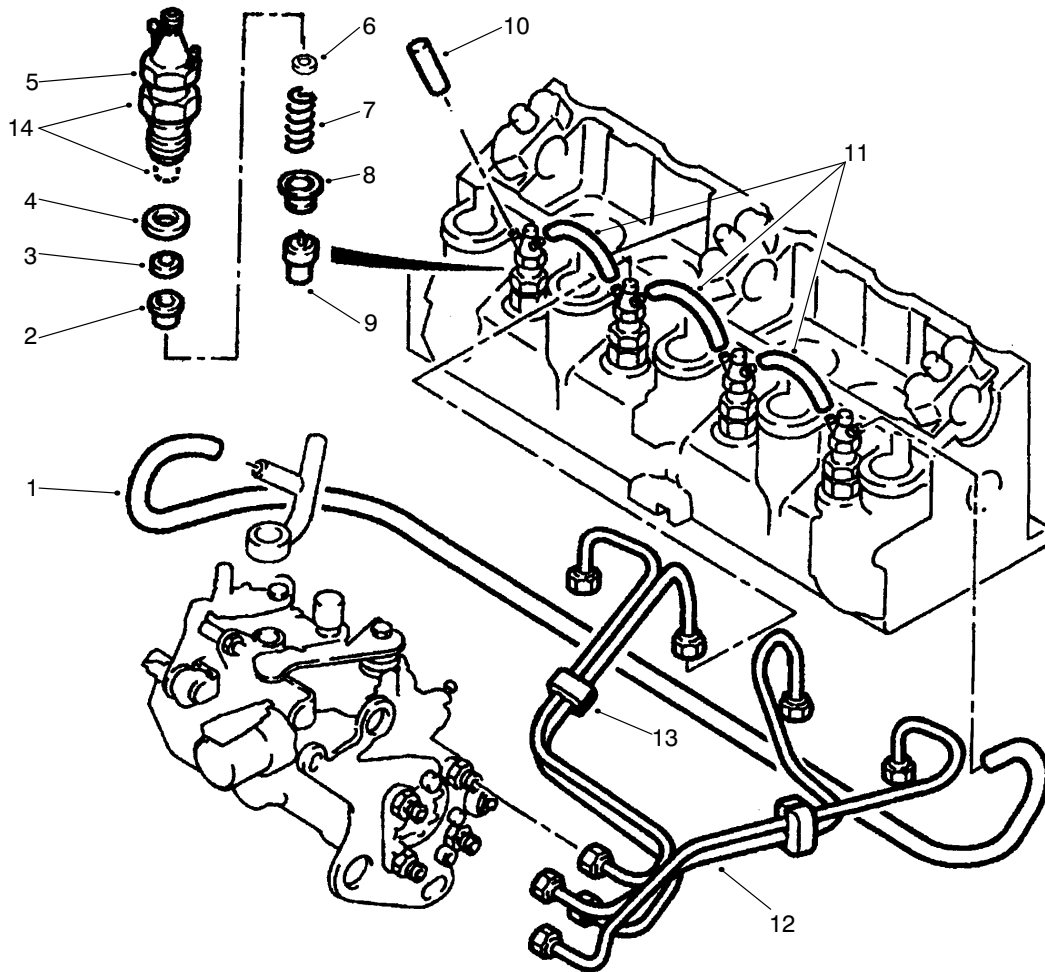


T-2146-1

FUEL INJECTION PUMP ASSEMBLY

Ref. No.	Part No.	Description	No. Used
1	76-4950	Nut	1
2	76-4940	Gear-Pump, Injection	1
3	94-3220	Bracket	1
4	94-3225	Screw	2
5	76-4930	Washer	3
6	94-3165	Nut	4
7	74-8610	Pin	2
8	74-8630	Bushing-Flange	1
9	94-3224	Washer-Flat	2
10	94-3164	Washer-Spring	6
11	94-3221	Screw	1
12	74-8650	Journal	1
13	74-8670	Union-Inlet	1
14	74-8680	Gasket	2

Ref. No.	Part No.	Description	No. Used
15	94-3251	Nut	1
16	74-8710	Washer	1
17	93-5856	Valve-Solenoid	1
18	94-3274	O-Ring	1
19	94-3219	Pump-Injection	1
20	94-3222	Key	1
21	74-8870	Gasket	2
22	94-3249	Tube-Outlet	1
23	94-3250	Screw-Connection	1
24	94-3161	Screw	1
25	94-3223	Screw	1
26	76-4910	Stud	3
27	94-9969	Screw-Connection	1
28	93-5835	Screw-Purge	1

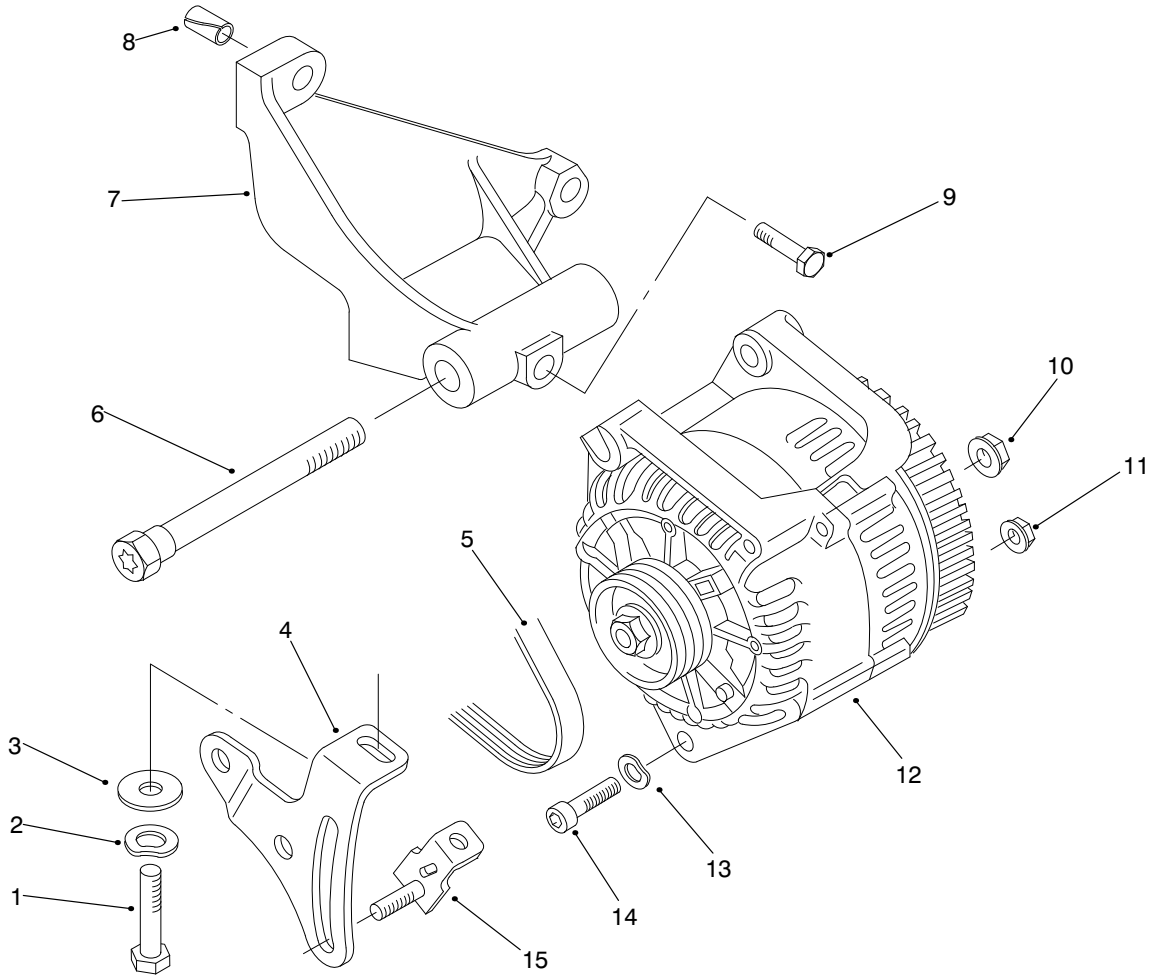


T-2145-2

FUEL INJECTOR ASSEMBLY

Ref. No.	Part No.	Description	No. Used	Ref. No.	Part No.	Description	No. Used
1	94-3230	Hose	1	6	94-3242	Washer-1.30 mm	4
2	76-5540	Plug	4	*	94-3243	Washer-1.33 mm	4
3	76-5530	Gasket-Injector	4	*	94-3244	Washer-1.36 mm	4
4	94-3226	Gasket-Injector	4	*	94-3245	Washer-1.39 mm	4
5	76-5520	Holder-Injector	4	*	94-3246	Washer-1.42 mm	4
6	94-3232	Washer-0.79 mm	4	*	94-3247	Washer-1.45 mm	4
*	94-3233	Washer-0.82 mm	4	*	94-3248	Washer-1.48 mm	4
*	94-3234	Washer-0.85 mm	4	7	94-3228	Spring	4
*	94-3235	Washer-0.88 mm	4	8	94-3227	Spacer	4
*	94-3236	Washer-0.91 mm	4	9	94-8147	Nozzle-Injector	4
*	94-3237	Washer-0.94 mm	4	10	74-8770	Plug	1
*	94-3238	Washer-0.97 mm	4	11	94-3229	Union	3
*	94-3239	Washer-1.00 mm	4	12	74-8750	Pipe	1
*	94-3240	Washer-1.03 mm	4	13	94-3231	Bracket	2
*	94-3241	Washer-1.06 mm	4	14	76-5600	Asm-Holder, Injector	4

* Not Illustrated

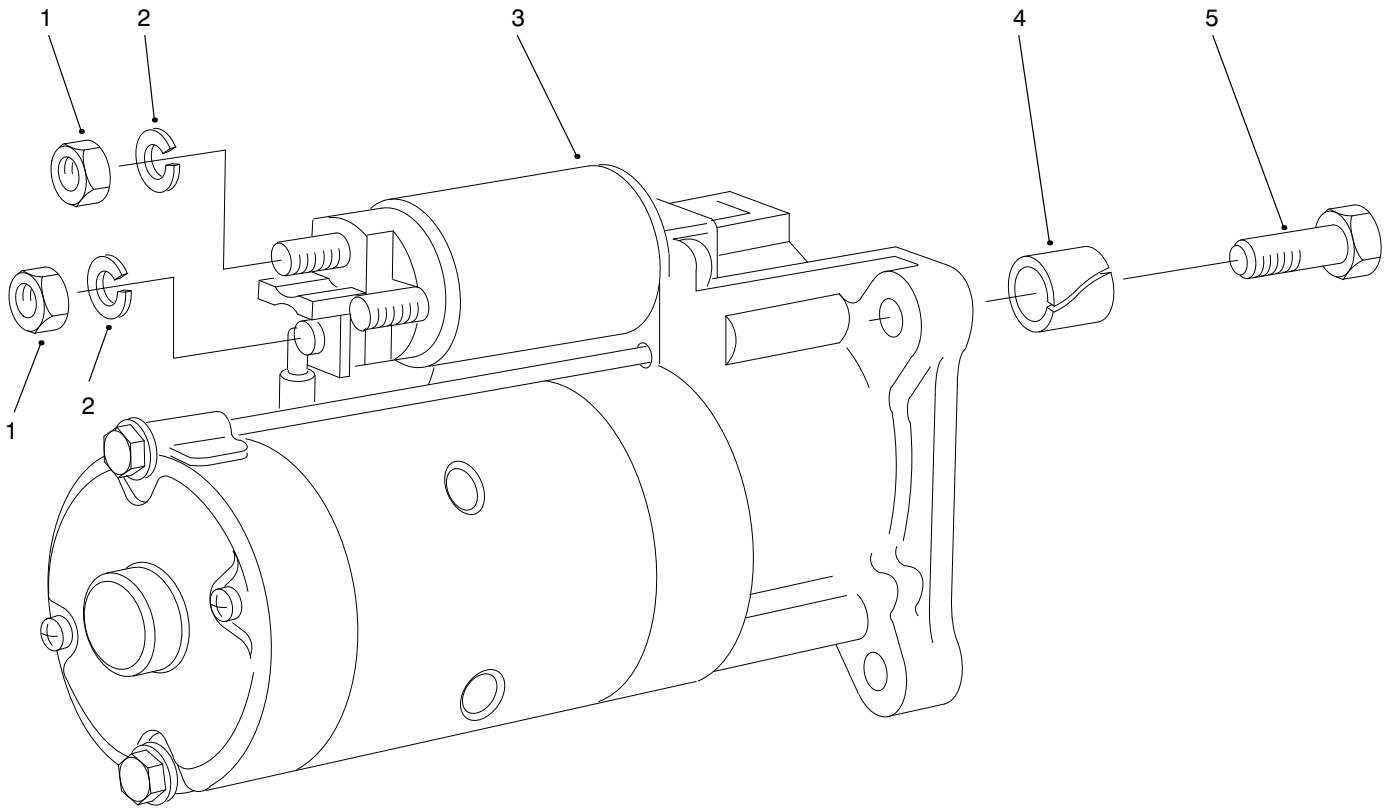


T-2147

ALTERNATOR ASSEMBLY

Ref. No.	Part No.	Description	No. Used
1	76-5060	Screw	1
2	76-5010	Washer-Spring	1
3	94-3260	Washer-Flat	1
4	94-3255	Slide	1
5	94-3256	Belt	1
6	94-3254	Screw	1
7	94-3253	Bracket	1
8	74-8610	Pin	2

Ref. No.	Part No.	Description	No. Used
9	94-3259	Screw	1
10	94-3262	Nut	1
11	94-3261	Nut	1
12	94-3252	Alternator	1
13	94-3257	Washer-Spring	1
14	94-3258	Screw	1
15	76-4990	Bracket	1



T-0968-1

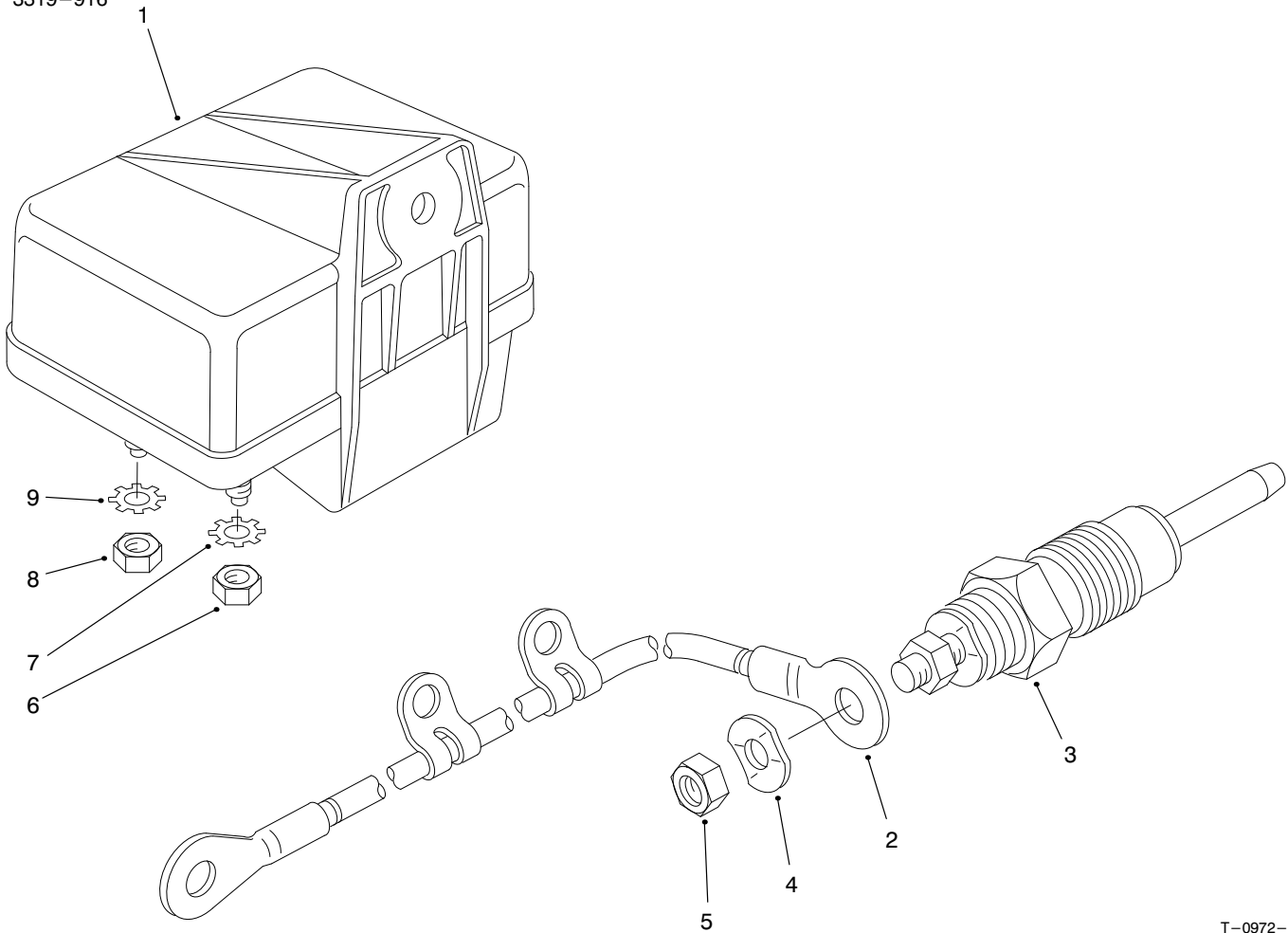
STARTER ASSEMBLY

Ref. No.	Part No.	Description	No. Used
1	46-0330	Nut-Hex	2
2	76-5570	Washer-Lock	2
3	94-3263	Starter	1
4	76-5590	Sleeve-Spring	1

Ref. No.	Part No.	Description	No. Used
5	48-7810	Screw-Mounting	3
*	94-3275	Solenoid-Starter	1

* Not Illustrated

3319-916

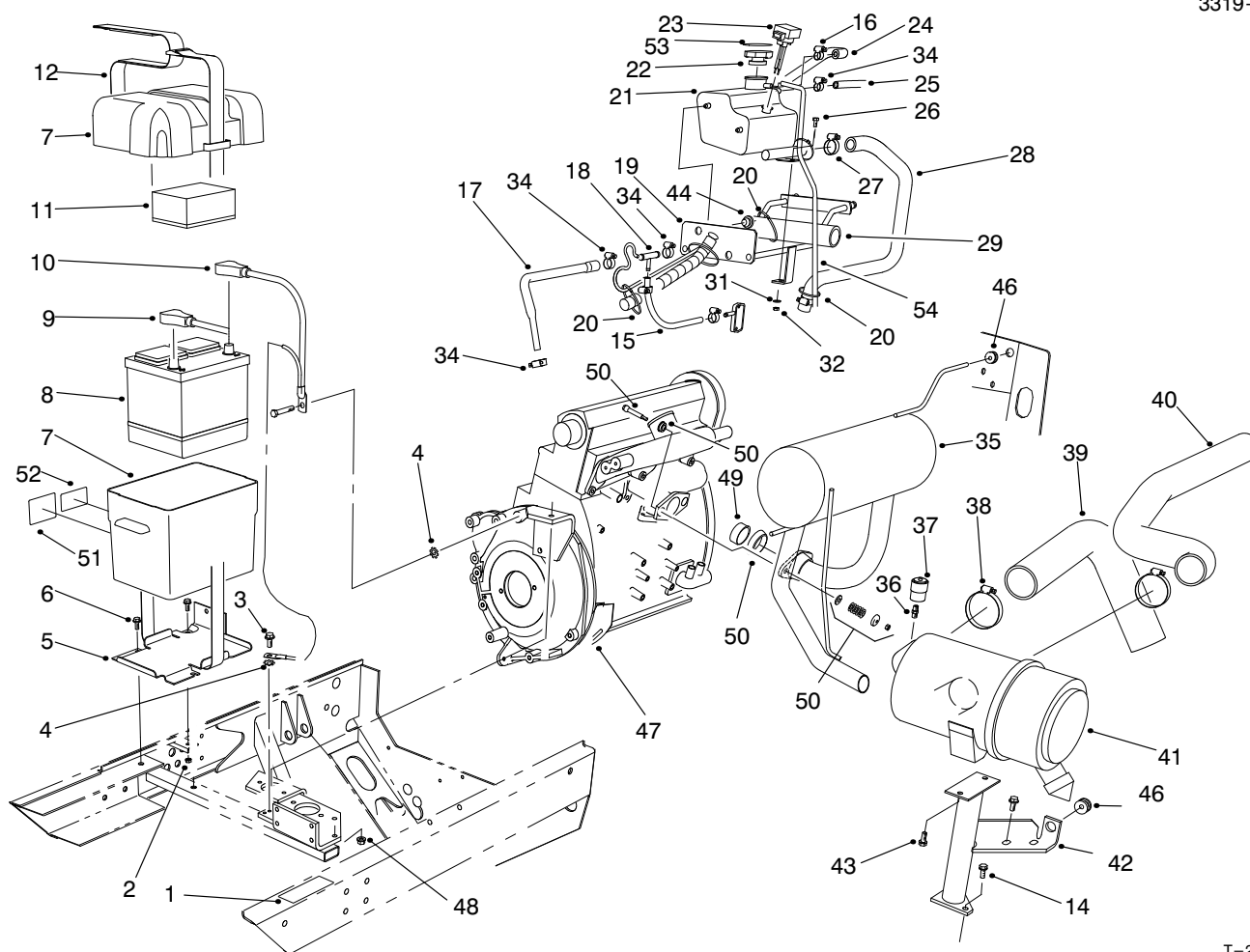


T-0972-1

GLOW PLUG & GLOW RELAY

Ref. No.	Part No.	Description	No. Used
1	76-5260	Relay-Glow Plug	1
2	94-3265	Cable-Glow Plug	4
3	94-3264	Plug-Glow	4
4	76-5290	Washer-Spring	4
5	94-3266	Nut-Hex.	4

Ref. No.	Part No.	Description	No. Used
6	94-3267	Nut-Lock	1
7	76-5310	Washer-E.T.L.W.	1
8	94-3251	Nut-Lock	1
9	74-8710	Washer-E.T.L.W.	1



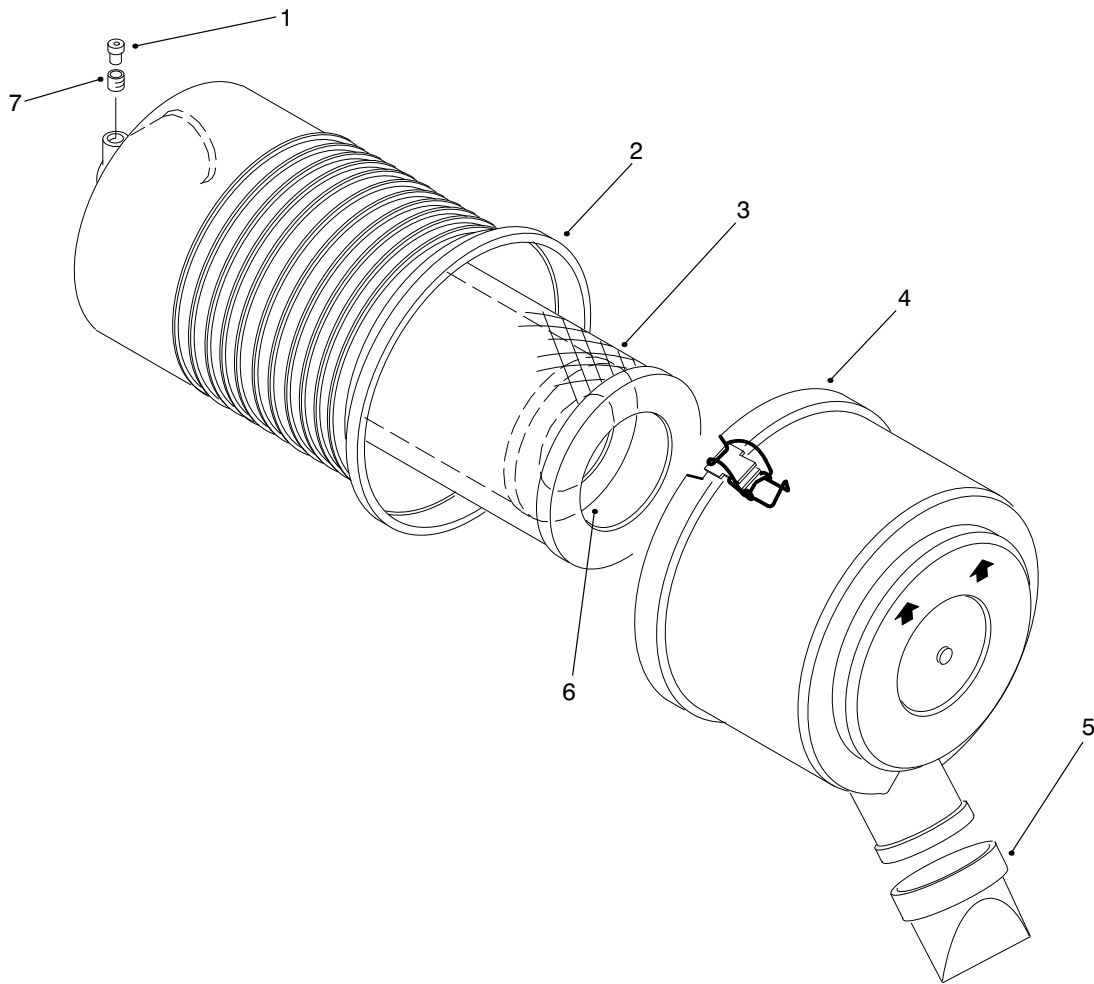
T-2373-4

ENGINE COMPONENTS ASSEMBLY

Ref. No.	Part No.	Description	No. Used	Ref. No.	Part No.	Description	No. Used
1	93-9198	Decal-Hot Surface	1	27	2412-129	Clamp-Hose	2
1	93-1265	Decal-Hot Surface (Europe)	1	28	93-7589	Hose-Overflow	1
1	94-4578	Decal-Hot Surface (Japan)	1	29	93-4215	Hose-Radiator, Upper Rear	1
2	3296-29	Nut-Lock	1	31	33093-00	Washer	1
4	3255-9	Washer-Lock, Ext. Tooth	2	32	33023-00	Nut-Lock	1
5	93-7974	Plate-Battery, Box	1	34	2412-36	Clamp-Hose	4
6	3234-5	Screw-FH	3	35	93-9178	Muffler	1
7	93-7595	Asm-Box, Battery	1	*	94-2849	Muffler-Spark Arrestor	1
†8		Battery	1	36	94-1416	Adapter-Indicator	1
9	75-1370	Cable-Battery, Positive	1	37	93-9164	Indicator-Service	1
10	94-1411	Cable-Battery, Negative	1	38	2412-125	Clamp-Hose	2
11	93-7968	Pad-Foam, Battery	1	39	94-2624	Hose-Manifold	1
12	94-1445	Strap-Battery	1	40	93-7584	Hose-Intake	1
14	33105-030	Screw-HHF	2	41	93-7485	Asm-Filter, Air	1
15	63-7622	Hose-Fuel	1	42	94-8108	Support-Filter, Air	1
16	2412-108	Clamp-Hose	3	43	33104-016	Screw-HHF	2
17	94-2630	Hose-Return	1	†44	94-2801	Grommet-Rubber	2
18	93-4207	Fitting-Tee	1	46	94-2812	Grommet	2
19	94-1408	Wireform-Overflow	1	†47	77-3600	Plate-Closing	1
20	3290-378	Tie-Cable	5	48	33005-00	Nut-Hex. Flange	2
†21	98-1805	Box-Degassing	1	†49	94-2815	Sleeve-Exhaust Flange	1
†22	94-2800	Cap-Radiator	1	†50	94-2814	Kit-Exhaust Coupler	1
22	66-3240	Cap-Radiator (Europe)	1	51	93-6668	Decal-Charging (Europe)	1
†23	94-9984	Sensor-Water Level	1	52	93-7276	Decal-Danger (Europe)	1
24	93-7591	Hose-Return	1	53	93-7840	Decal-Cap (Europe)	1
25	92-7424	Hose-Overflow, Radiator	1	54	55-4130	Hose-Fuel	1
26	33103-020	Screw-HHF	1				

† Furnished with engine.

‡ Obtain locally.

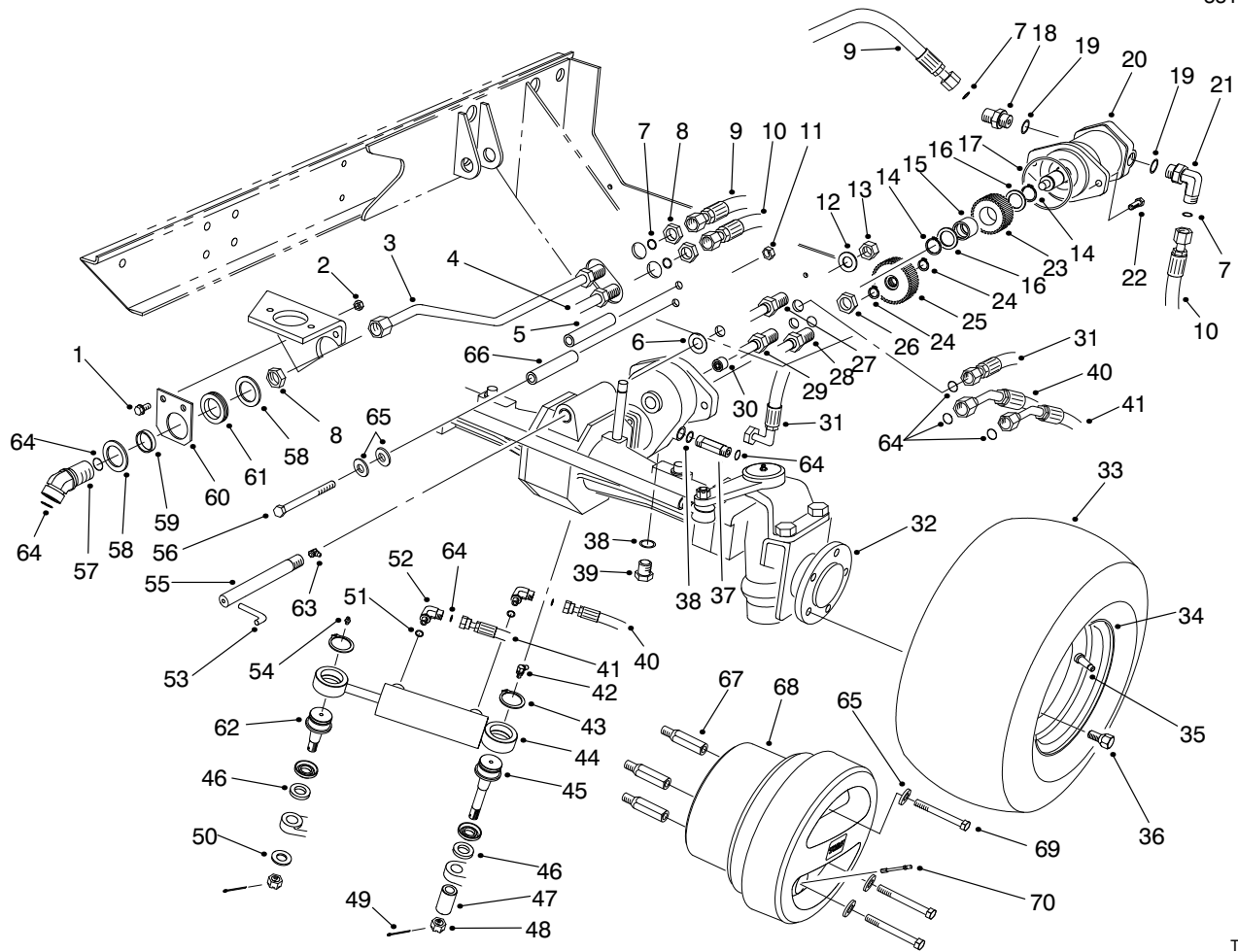


T-2076-1

AIR CLEANER ASSEMBLY NO. 93-7485

Ref. No.	Part No.	Description	No. Used
1	93-9164	Indicator	1
2		Asm-Body	1
3	93-9162	Filter-Primary	1
4	93-5986	Asm-Cover	1

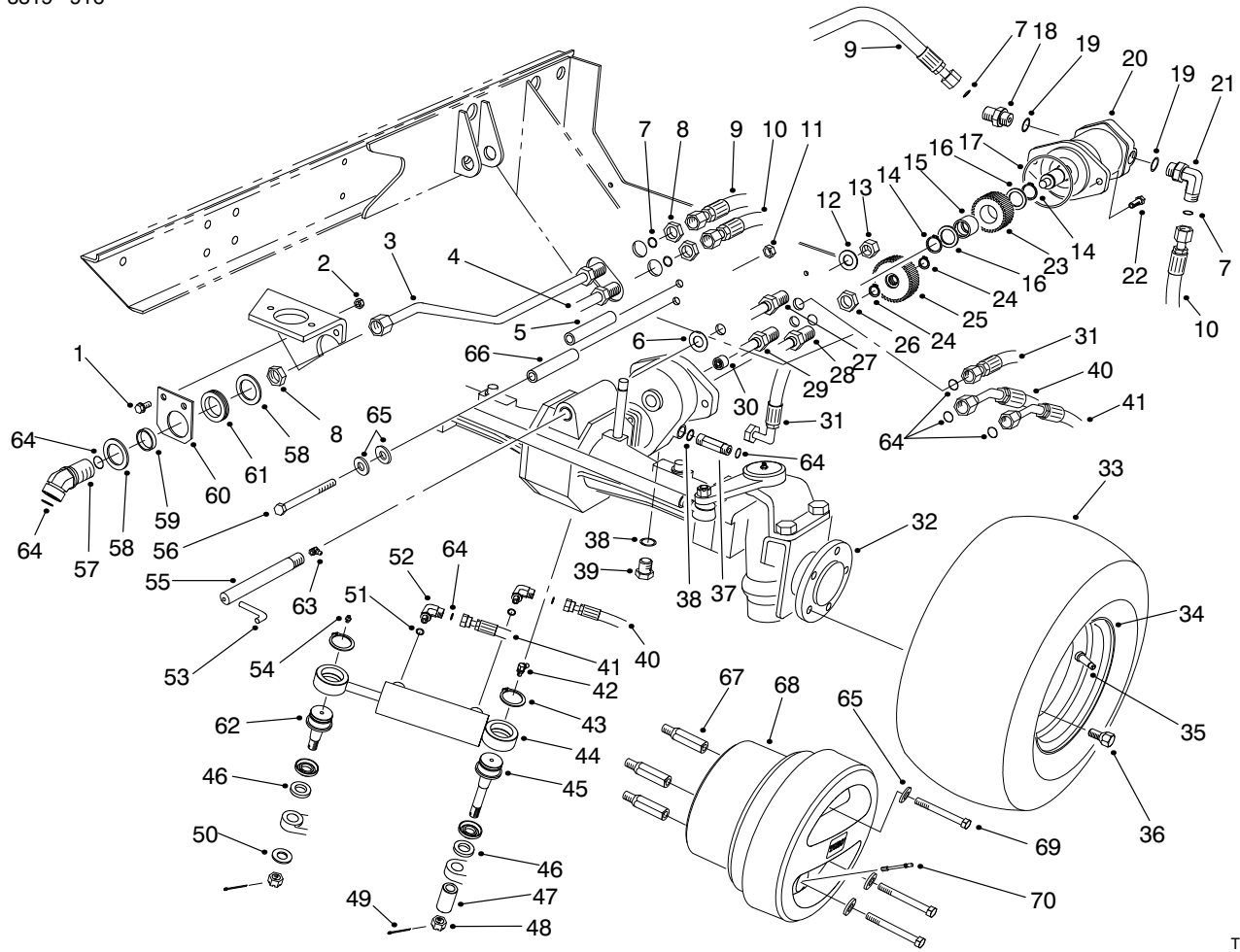
Ref. No.	Part No.	Description	No. Used
5	94-1414	Valve-Vacuator	1
6	93-9163	Filter-Safety	1
7	94-1416	Asm-Adaptor	1



T-2077-5

4-WD AXLE ASSEMBLY (Model No. 03801)

Ref. No.	Part No.	Description	No. Used	Ref. No.	Part No.	Description	No. Used
1	323-6	Screw-HH	2	24	32120-15	Ring-Retaining	2
2	32128-21	Nut-HHF	2	25	94-3098	Gear-Driven	1
3	92-7472	Asm-Tube, Rear	1	26	340-70	Nut-Lock	2
4	92-7473	Asm-Tube, Rear	1	27	92-7553	Asm-Tube, Rear Drain	1
5	76-8350	Stop-Axle, 4WD	2	28	92-7495	Asm-Tube, Steering	1
6	93-7247	Washer-Thrust	1	29	92-7494	Asm-Tube, Steering	1
7	237-58	O-Ring	6	30	74-5700	Bearing-Needle	1
8	340-126	Nut-Bulkhead	3	31	92-7534	Assembly-Hose	1
9	92-7536	Asm-Hose, Rear Motor	1	32	93-7780	Axle-4WD	1
10	92-7537	Asm-Hose, Rear Motor	1	33	86-5910	Tire	2
11	3296-23	Nut-Lock	2	34	217-125	Wheel	2
12	3256-29	Washer-Flat	1	35	232-27	Stem-Valve	2
13	94-8000	Nut-Lock	1	36	74-5500	Bolt-Wheel	10
14	32151-96	Ring-Retaining	1	37	340-2	Adapter	1
15	71-4580	Clutch-Roller	1	38	237-42	O-Ring	2
16	71-4590	Washer-Thrust	2	39	353-508	Plug	1
17	237-166	O-Ring	1	40	92-7539	Asm-Hose	1
18	340-9	Fitting-Hydraulic (Incl. Ref. #7 & 19)	1	41	92-7538	Asm-Hose	1
19	237-81	O-Ring	2	42	302-60	Fitting-Grease 90°	1
20	92-7386	Motor-Hydraulic	1	43	32151-104	Ring-Retaining	2
21	340-142	Fitting-Hydraulic 90° (Incl. Ref. #7 & 19)	1	44	94-8141	Cylinder-Hydraulic	1
22	325-4	Screw-HH	2	45	92-5839	Ball Joint	1
23	94-3099	Gear-Driver	1	46	92-5833	Spacer-Ball Joint	2
				47	92-5844	Spacer-Ball Joint	1
				48	32136-14	Nut-Hex. Slotted	2



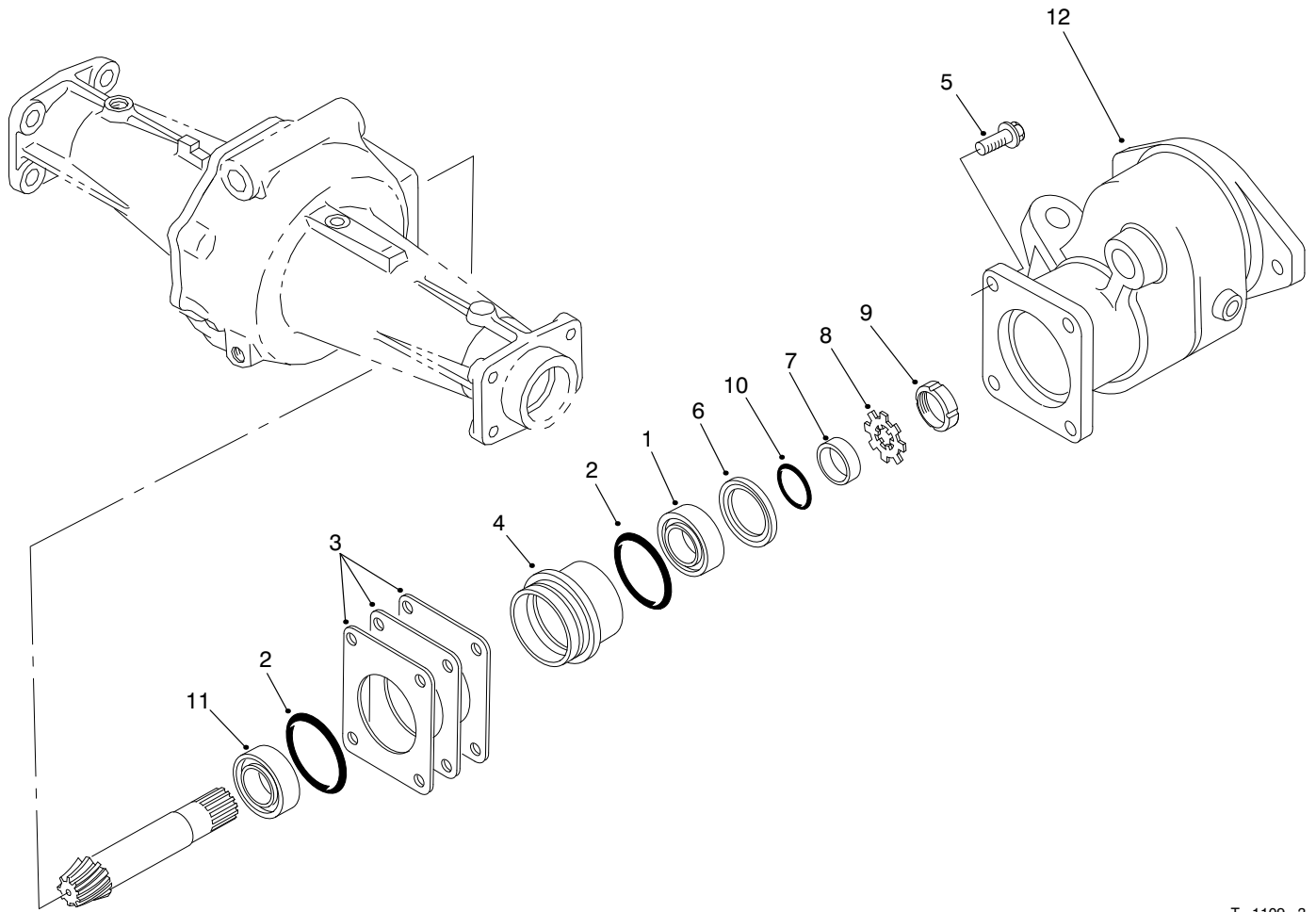
T-2077-5

4-WD AXLE ASSEMBLY (Model No. 03801)

Ref. No.	Part No.	Description	No. Used
49	3272-12	Pin-Cotter	2
50	92-5836	Washer-Axle	1
51	237-78	O-Ring	2
52	340-97	Fitting-Hydraulic 90° (Incl. Ref. #51 & 64)	2
53	92-7604	Pin-Stop	1
54	302-5	Fitting-Grease	1
55	94-8115	Pin-Axle, Pivot	1
56	325-33	Screw-HH 2WD	2
56	325-33	Screw-HH 4WD	4
57	92-7646	Fitting-Hydraulic 45° (Incl. Ref. #7)	1
58	69-8910	Washer	2
59	69-8900	Spacer	1

Ref. No.	Part No.	Description	No. Used
60	92-7552	Bracket-Bulkhead	1
61	240-7	Grommet	1
62	92-5838	Ball Joint	1
63	302-33	Fitting-Grease	1
64	237-22	O-Ring	6
65	3256-26	Washer	1
66	88-1550	Stop-Axle	2
67	94-2806	Adaptor-Nut (Europe)	6
68	94-3052	Weight-Wheel (Europe)	2
69	3256-26	Washer-Flat (Europe)	6
70	3213-14	Screw-HH (Europe)	6
71	94-3063	Extension-Stem, Valve (Europe)	2

* Not Illustrated



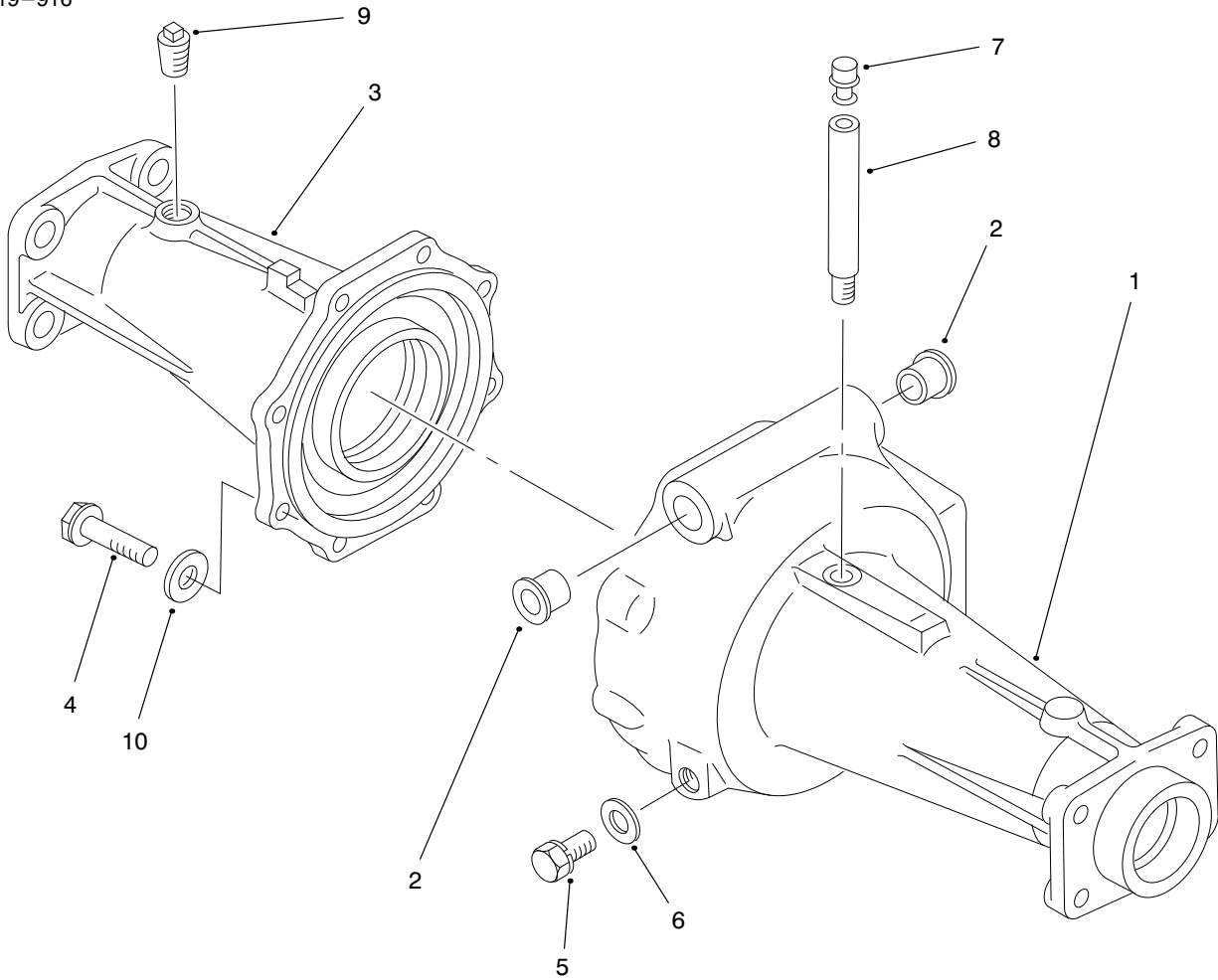
T-1109-3

SLEEVE ASSEMBLY AXLE NO. 93-7780 (Model No. 03801 Only)

Ref. No.	Part No.	Description	No. Used
1	76-7330	Bearing	1
2	76-7400	O-Ring	2
3	76-7410	Shim-0.1 mm	A/R
*	76-7420	Shim-0.2 mm	A/R
*	76-7430	Shim-0.4 mm	A/R
4	76-7320	Sleeve	1
5	93-7773	Bolt	4
6	76-7340	Seal-Oil	1

Ref. No.	Part No.	Description	No. Used
7	76-7350	Bushing	1
8	76-7380	Washer	1
9	76-7390	Nut-Lock	1
10	76-7360	O-Ring	1
11	76-7370	Bearing	1
12	76-8070	Adapter	1
*	77-4010	Shim Set (Incl. Ref. #3)	1

* Not Illustrated

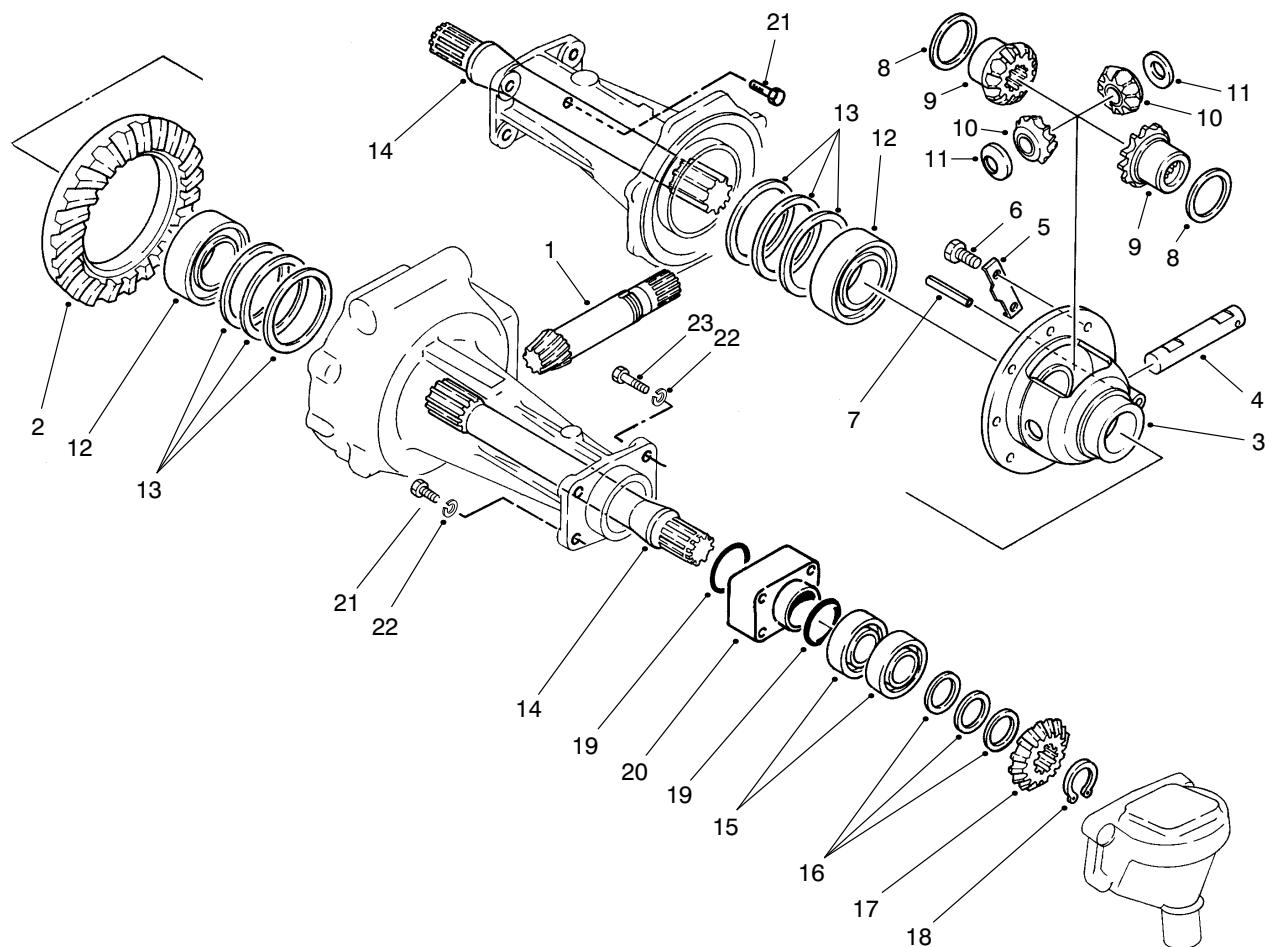


T-1112-2

AXLE HOUSING ASSEMBLY AXLE NO. 93-7780 (Model No. 03801 Only)

Ref. No.	Part No.	Description	No. Used
1	93-7778	Housing-Axle A	1
2	93-7787	Bushing-Flange	2
3	93-7779	Housing-Axle B	1
4	93-7782	Screw-HHF	8
5	76-7110	Plug	1

Ref. No.	Part No.	Description	No. Used
6	76-7120	Seal-Washer	1
7	76-7480	Plug-Vent	1
8	76-7470	Pipe	1
9	76-7140	Plug	1
10	93-7781	Washer	8

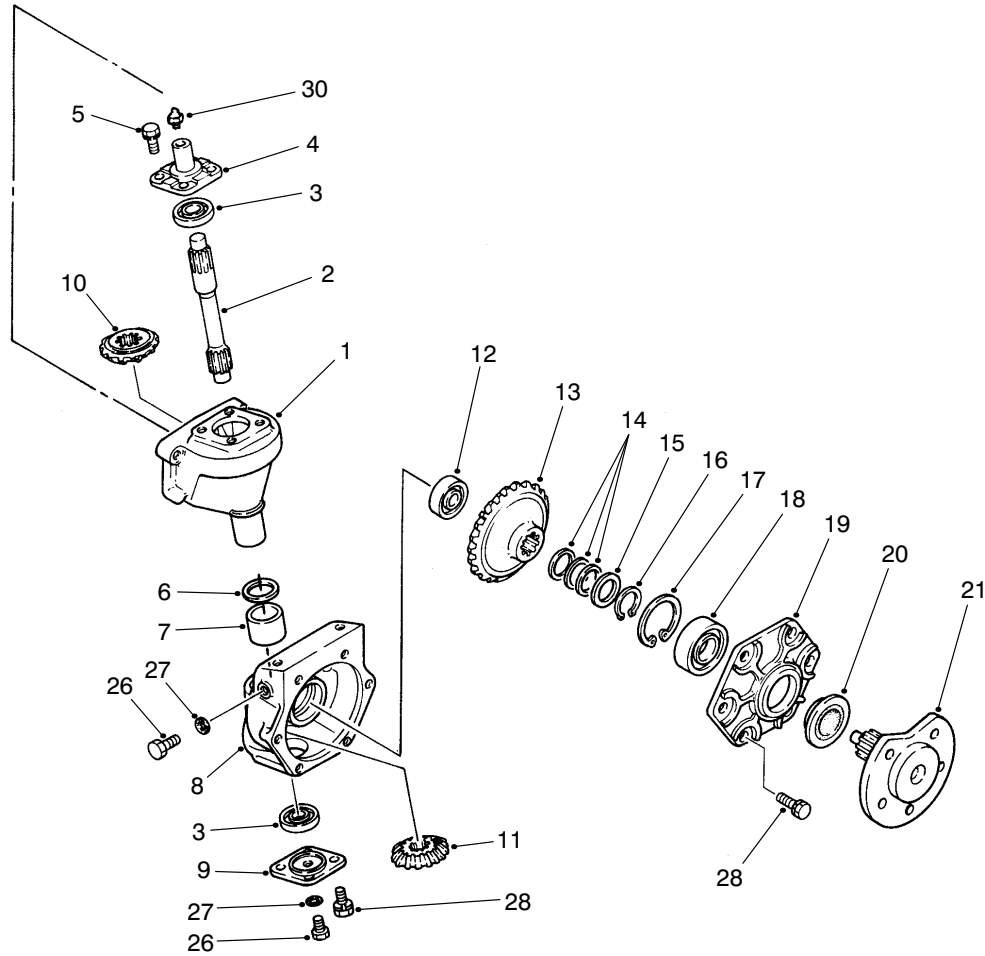


T-1111-2

DIFFERENTIAL & SHAFT ASSEMBLY AXLE NO. 93-7780 (Model No. 03801 Only)

Ref. No.	Part No.	Description	No. Used	Ref. No.	Part No.	Description	No. Used
1	76-7250	Shaft-Drive	1	16	76-7520	Shim-0.1 mm	A/R
2	76-7240	Ring-Gear	1	*	76-7530	Shim-0.2 mm	A/R
3	76-7170	Case-Differential	1	*	76-7540	Shim-0.4 mm	A/R
4	76-7200	Shaft-Pinion	1	17	76-7510	Pinion-14T	2
5	76-7230	Washer-Lock	4	18	76-7550	Ring-Retaining	2
6	76-7260	Bolt	8	19	76-7580	O-Ring	4
7	76-7270	Pin-Spring	1	20	76-7590	Spacer	2
8	76-7220	Washer-Thrust	2	21	76-7600	Bolt-Reamer	2
9	76-7190	Gear-Side	2	22	76-7620	Washer-Lock	8
10	76-7180	Pinion-Mate	2	23	76-7610	Bolt	6
11	76-7210	Washer-Thrust	2	*	76-7160	Asm-Gear Case (Incl. Ref. #2-11)	1
12	76-7280	Bearing	2	*	77-4000	Shim Set (Incl. Ref. #13)	1
13	76-7290	Shim-0.1 mm	A/R	*	77-4020	Shim Set (Incl. Ref. #16)	1
*	76-7300	Shim-0.2 mm	A/R				
*	76-7310	Shim-0.3 mm	A/R				
14	76-7490	Shaft-Differential	2				
15	76-7500	Bearing	4				

* Not Illustrated



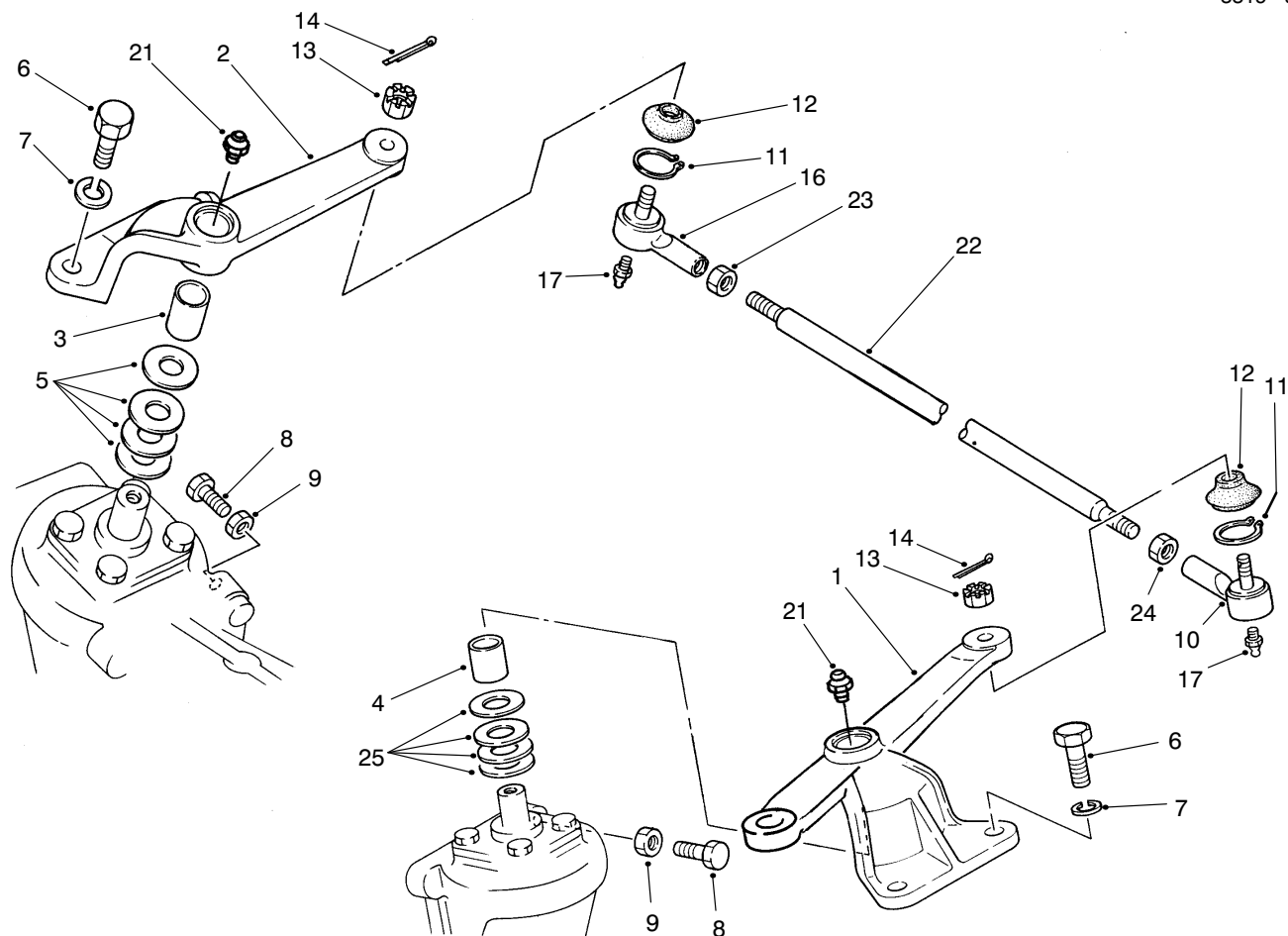
T-1110-1

STEERING GEAR CASE ASSEMBLY AXLE NO. 93-7780 (Model No. 03801 Only)

Ref. No.	Part No.	Description	No. Used
1	76-7560	Case-Gear	2
2	76-7650	Shaft-Final Drive	2
3	76-7670	Bearing	4
4	76-7660	Holder-20 mm L.H.	1
*	76-7630	Holder-25 mm R.H.	1
5	76-7640	Bolt	8
6	76-7740	Seal-Oil	2
7	76-7730	Bushing	2
8	76-7680	Case-Final Drive	2
9	76-7770	Cover	2
10	76-7510	Pinion-14T	2
11	76-7750	Pinion-15T	2
12	94-2803	Bearing	2
13	76-7840	Gear-Bevel	2
14	76-7890	Shim-0.15 mm	A/R
*	76-7900	Shim-0.2 mm	A/R
*	76-7910	Shim-0.4 mm	A/R

Ref. No.	Part No.	Description	No. Used
15	76-7880	Spacer	2
16	76-7920	Ring-Retaining	2
17	76-7930	Ring-Retaining	2
18	93-7775	Bearing	2
19	76-7810	Holder-Bearing	2
20	76-7870	Seal-Oil	2
21	76-7830	Shaft-Wheel	2
26	76-7110	Plug	4
27	76-7120	Seal-Washer	4
28	76-7640	Bolt	20
30	76-7960	Fitting-Grease	2
*	77-4030	Shim Set (Incl. Ref. #14)	1

* Not Illustrated

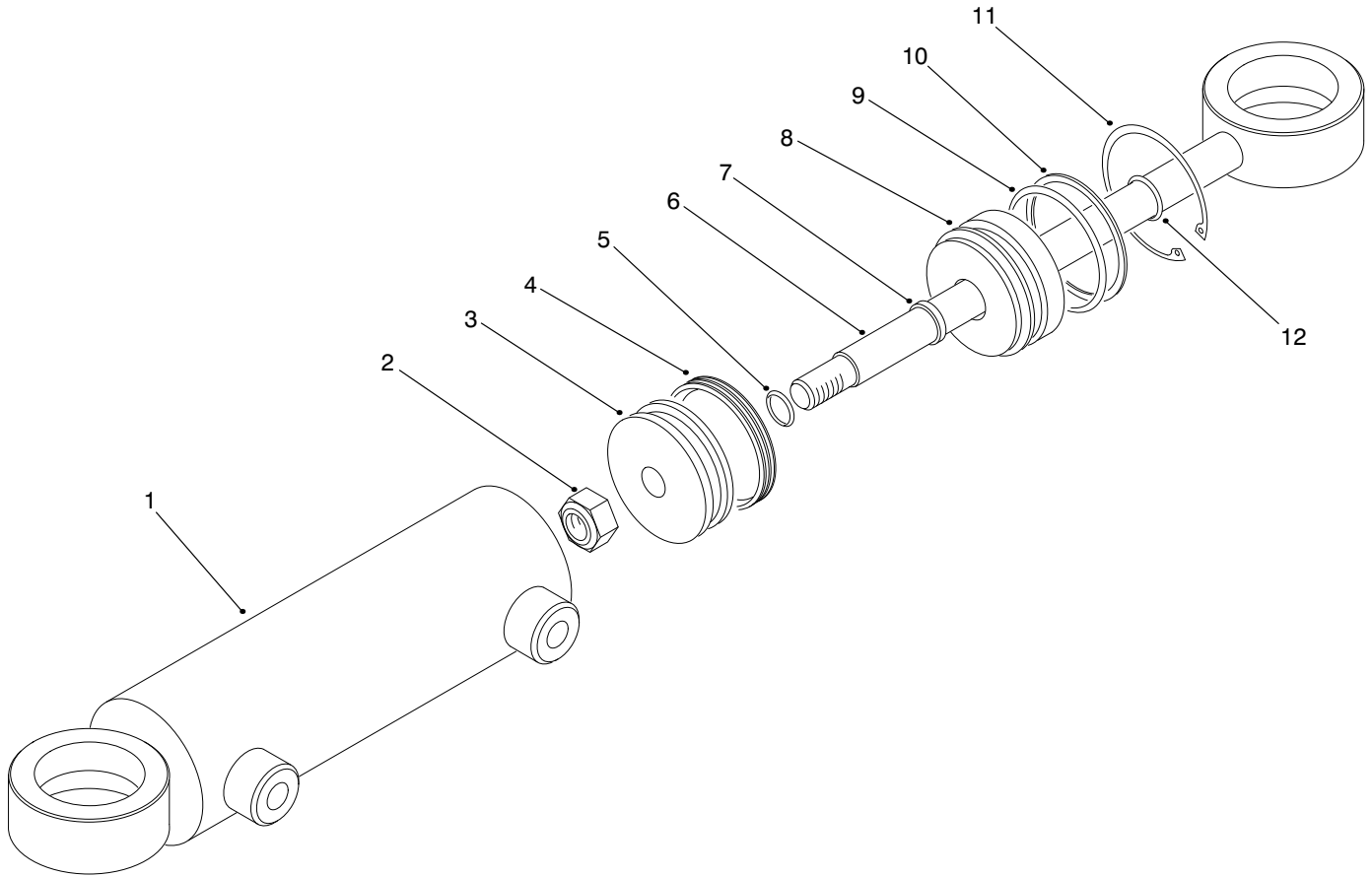


T-1108-1

STEERING ARM LINKAGE AXLE NO. 93-7780 (Model No. 03801 Only)

Ref. No.	Part No.	Description	No. Used	Ref. No.	Part No.	Description	No. Used
1	94-8018	Arm-Drag Link	1	14	3272-7	Pin-Cotter	2
2	94-8019	Arm-Tie Rod	1	16	76-8050	Asm-R.H. Rod End (Incl. Ref. #11-14 & 17)	1
3	76-4260	Bushing	1	17	93-7786	Fitting-Grease	2
4	76-7950	Bushing	1	21	76-7960	Fitting-Grease	2
5	76-7820	Shim-1.0 mm	A/R	22	76-8020	Rod-Tie	1
*	76-7970	Shim-1.4 mm	A/R	23	76-8060	Nut-R.H.	1
*	76-7980	Shim-1.2 mm	A/R	24	76-8040	Nut-L.H.	1
*	76-7990	Shim-.08 mm	A/R	25	76-7700	Shim-0.8 mm	A/R
6	76-8000	Bolt	4	*	76-7760	Shim-1.0 mm	A/R
7	76-8010	Washer	2	*	76-7780	Shim-1.2 mm	A/R
8	76-7710	Bolt	2	*	76-7790	Shim-1.4 mm	A/R
9	76-7720	Nut	4	*	77-4050	Shim Set (Incl. Ref. #5)	1
10	76-8030	Asm-L.H. Rod End (Incl. Ref. #11-14 & 17)	1	*	77-4040	Shim Set (Incl. Ref. #25)	1
11	93-7783	Ring-Retaining	2				
12	93-7784	Cover	2				
13	93-7785	Nut-Slotted	2				

* Not Illustrated



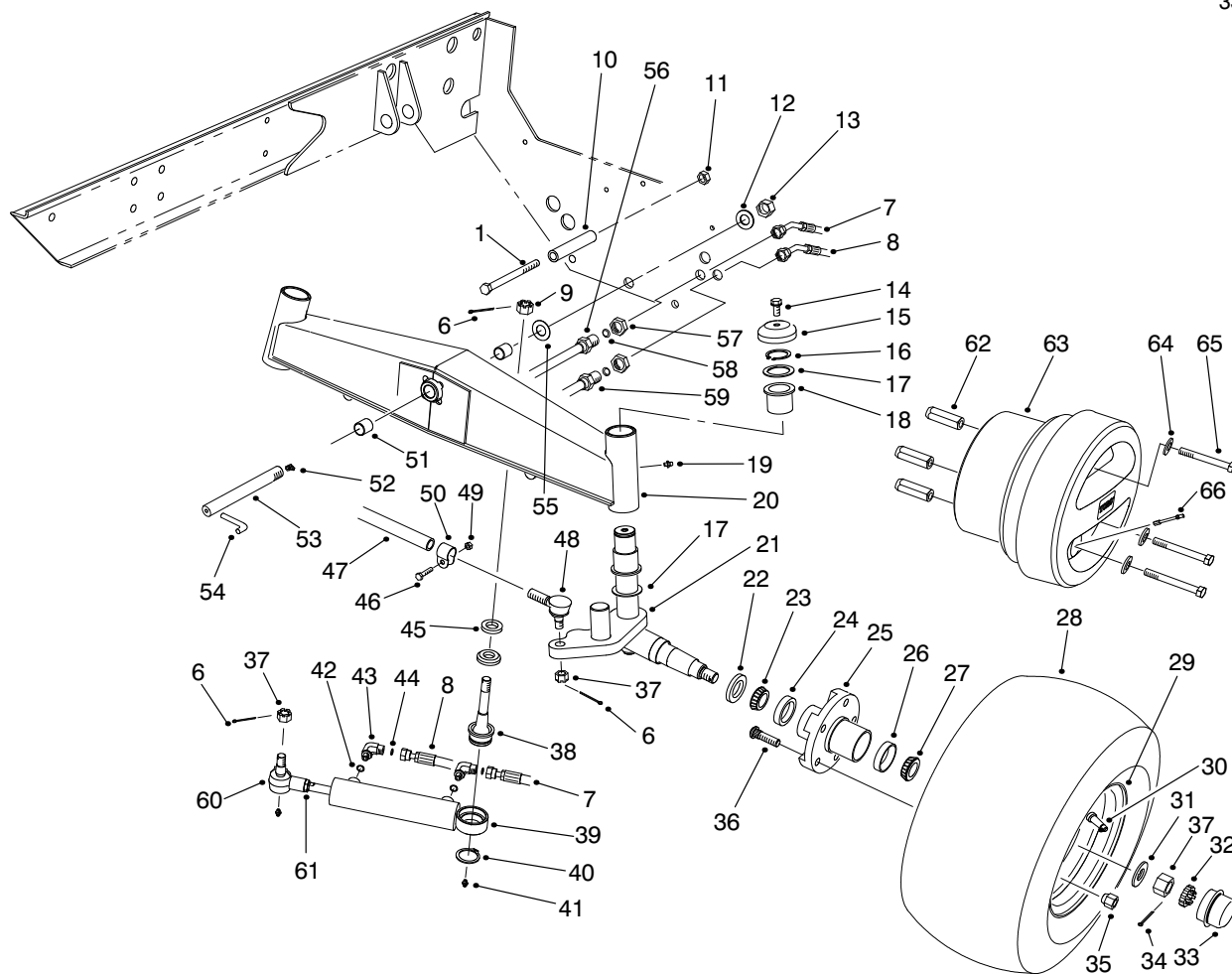
T-2452-1

HYDRAULIC CYLINDER NO. 94-8141 (Model No. 03801)

Ref. No.	Part No.	Description	No. Used
1	94-9955	Asm-Barrel	1
2	32152-10	Nut-Lock	1
3	94-9957	Piston	1
4		Uniring	1
5		O-Ring	1
6	94-9956	Asm-Piston Rod	1
7		Seal-Rod	1
8	94-9958	Gland-Cylinder	1

Ref. No.	Part No.	Description	No. Used
9		O-Ring	1
10		Backup	1
11	32120-8	Ring-Retaining	1
12		O-Ring	1
*	86-5390	Kit-Seal (Incl. Ref. #4, 5, 7, 9, 10 & 12)	1

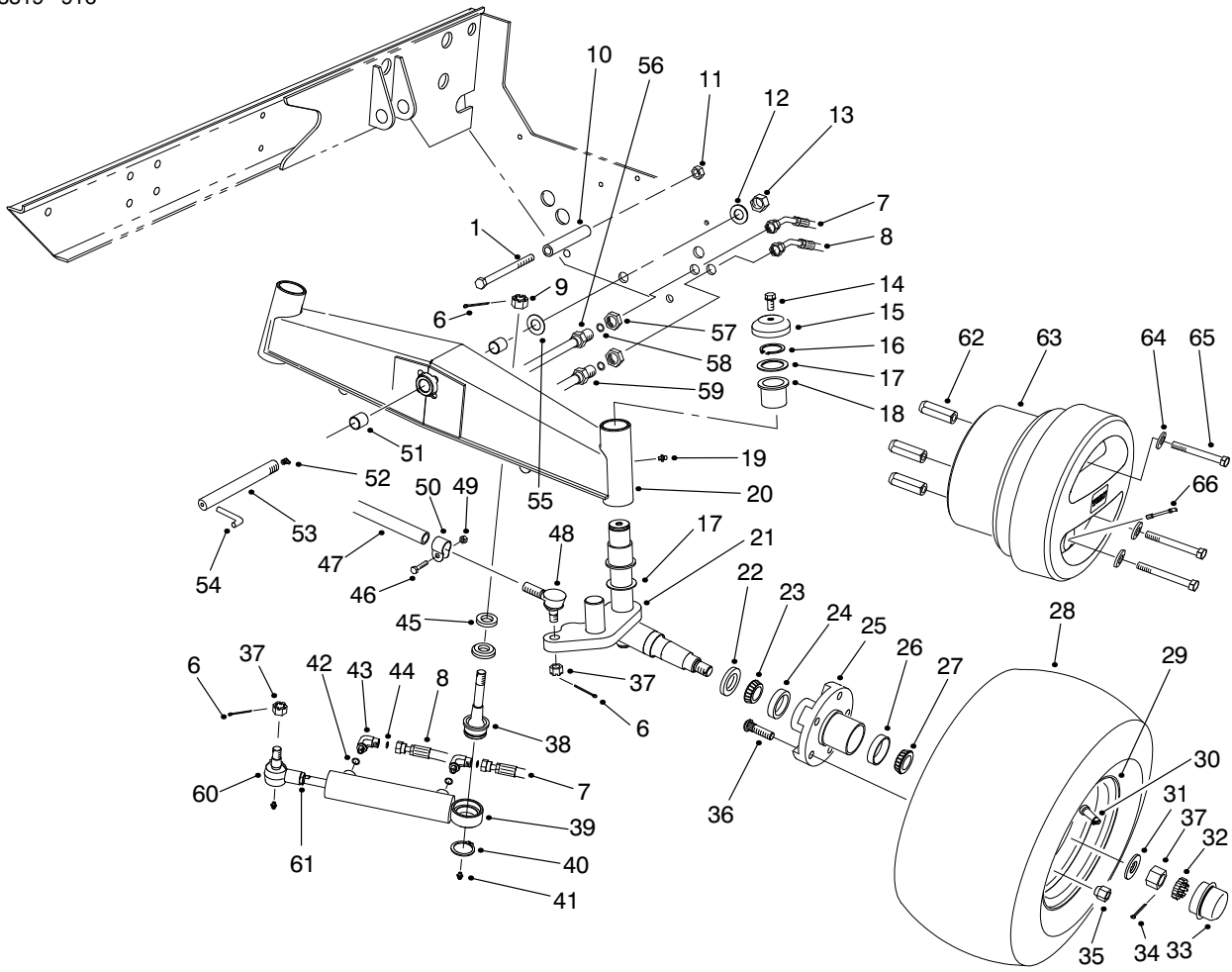
* Not Illustrated



T-2078-3

2-WD REAR AXLE ASSEMBLY (Model No. 03800)

Ref. No.	Part No.	Description	No. Used	Ref. No.	Part No.	Description	No. Used
1	325-20	Screw-HH	2	28	86-5910	Tire	2
6	3272-12	Pin-Cotter	2	29	217-125	Wheel	2
7	92-7594	Asm-Hose	1	30	232-27	Stem-Valve	2
8	92-7595	Asm-Hose	1	31	93-0309	Washer-Tab	2
9	32136-14	Nut-Hex. Slotted	4	32	93-0307	Nut-Retainer	2
10	76-8350	Stop-Axle	2	33	95-7152	Protector - Bearing	2
11	3296-45	Nut-Lock	2	34	3272-13	Pin-Cotter	2
12	3256-29	Washer-Flat	1	35	242-50	Nut-Lug	10
13	94-8000	Nut-Lock	1	36	92-9652	Stud-Drive	10
14	3234-12	Screw-HHF	2	37	3220-7	Nut-Jam	2
15	69-8890	Cap-Spindle	2	38	92-5839	Ball Joint	1
16	32151-10	Ring-Retaining	2	39	94-8142	Asm-Cylinder	1
17	62-2170	Washer-Thrust	4	40	94-9973	Ring-Retaining	1
18	69-6470	Bushing-Flange	4	41	302-5	Fitting-Grease	1
19	302-11	Fitting-Grease	2	42	237-78	O-Ring	2
20	94-5607	Asm-Axle, Rear (Incl. Ref. #18, 19 & 51)	1	43	340-97	Fitting-Hydraulic 90° (Incl. Ref. #42 & 44)	2
21	92-9725	Spindle-LH	1	43	340-97	Fitting-Hydraulic 90° (Incl. Ref. #42 & 44)	2
*	92-9724	Spindle-RH	1	44	237-22	O-Ring	2
22	69-2980	Seal-Inner	2	45	92-5833	Spacer-Ball Joint	1
23	254-106	Cone-Bearing	2	46	3210-5	Screw-HH	2
24	254-107	Cup-Bearing	2	47	74-5940	Asm-Rod, Tie	1
25	92-9651	Asm-Hub (Incl. Ref. #24, 26, & 36)	2	48	2411-46	Joint-Ball, LH (Incl. Ref. #6)	1
26	254-72	Cup-Bearing	2				
27	254-92	Cone-Bearing	2				

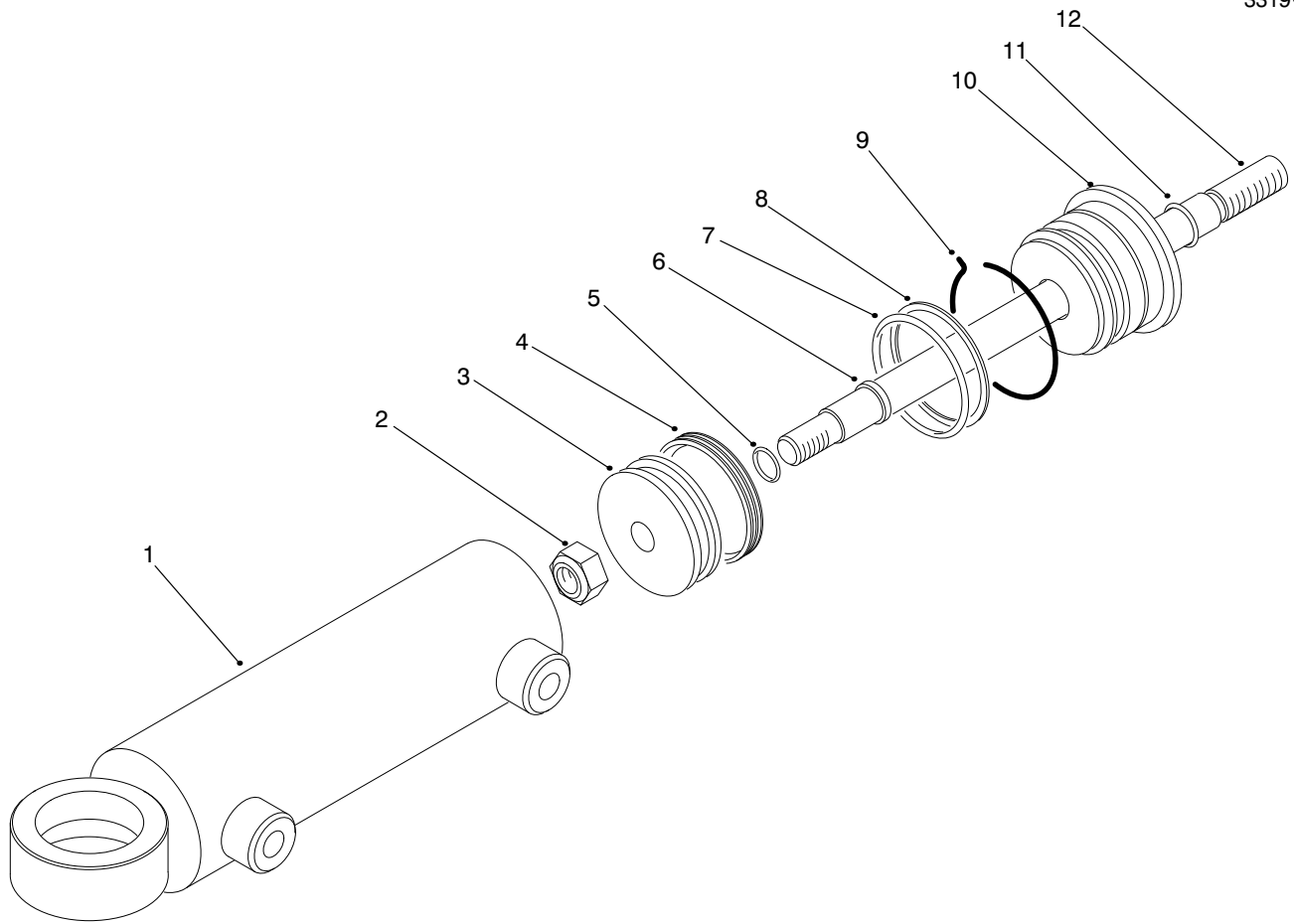


T-2078-3

2-WD REAR AXLE ASSEMBLY (Model No. 03800) (Cont.)

Ref. No.	Part No.	Description	No. Used
48	2411-45	Joint-Ball, RH (Incl. Ref. #6)	1
49	32152-5	Nut-Lock	2
50	2412-122	Asm-Clamp (Incl. Ref. #46 & 49)	2
51	94-5603	Bushing-Sleeve	2
52	302-33	Fitting-Grease 90°	1
53	94-8115	Pin-Axle, Pivot	1
54	92-7604	Pin-Stop	1
55	93-7247	Washer-Thrust	1
56	92-7495	Asm-Tube, Steering Rear	1

Ref. No.	Part No.	Description	No. Used
57	340-70	Nut-Lock, Bulkhead	2
58	237-22	O-Ring	2
59	92-7494	Asm-Tube, Steering Rear	1
60	92-5837	Asm-Rod End	1
61	3220-11	Nut-Jam	1
62	94-2807	Adaptor-Nut (Europe)	6
63	94-3052	Weight-Wheel (Europe)	2
64	3256-26	Washer-Flat (Europe)	6
65	3213-14	Screw-HH (Europe)	6
66	94-3063	Extension-Stem, Valve (Europe)	2



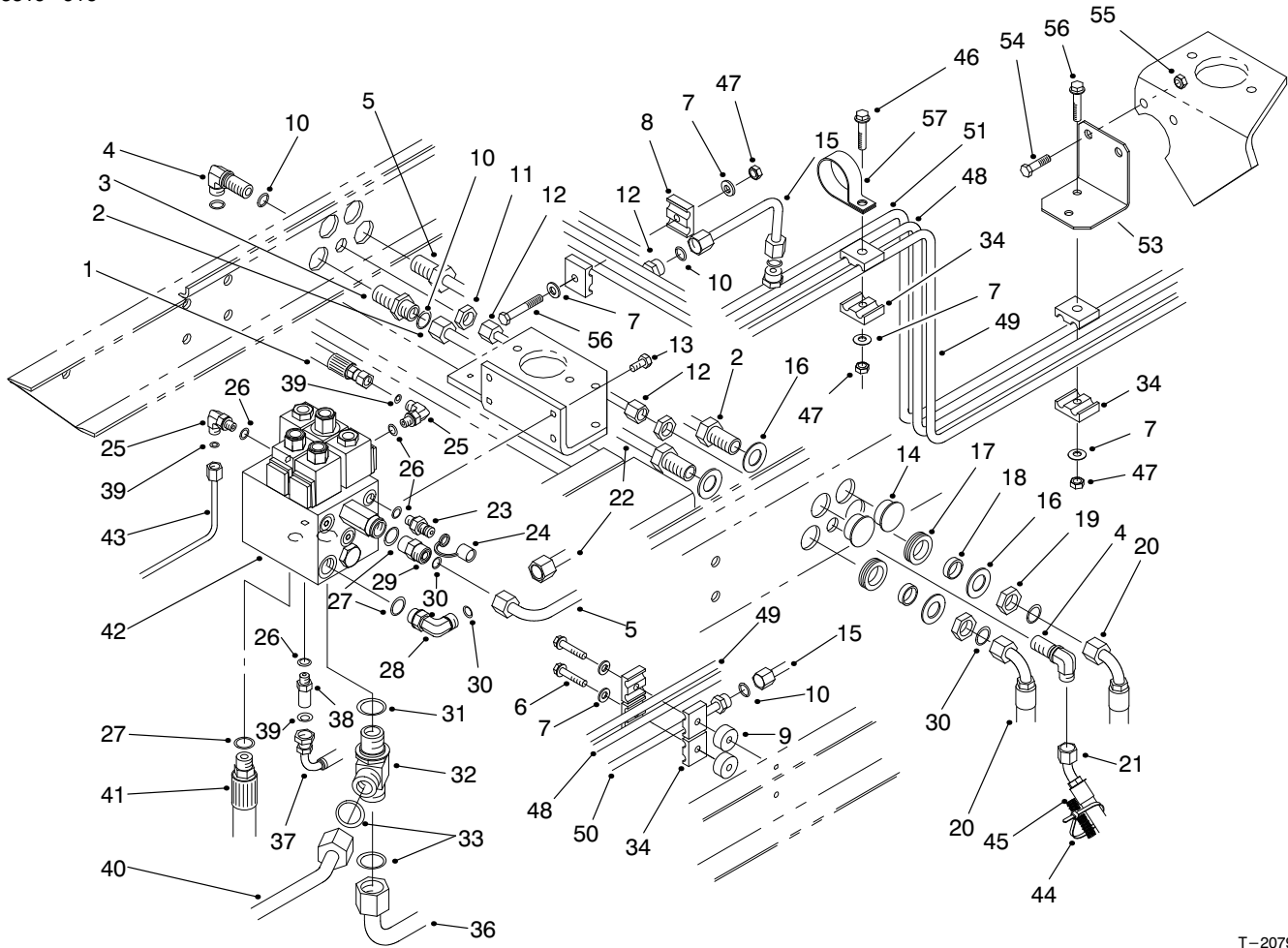
T-2453-1

HYDRAULIC CYLINDER NO. 94-8142 (Model No. 03800)

Ref. No.	Part No.	Description	No. Used
1	94-9959	Asm-Barrel	1
2	32152-10	Nut-Lock	1
3	94-9961	Piston	1
4		Uniring	1
5		O-Ring	1
6		Seal-Rod	1
7		O-Ring	1

Ref. No.	Part No.	Description	No. Used
8		Backup	1
9	94-9963	Ring-Retaining	1
10	94-9962	Gland-Cylinder	1
11		O-Ring	1
12	94-9960	Asm-Rod, Piston	1
*	94-9964	Kit-Seal (Incl. Ref. #4-8, & 11)	1

* Not Illustrated

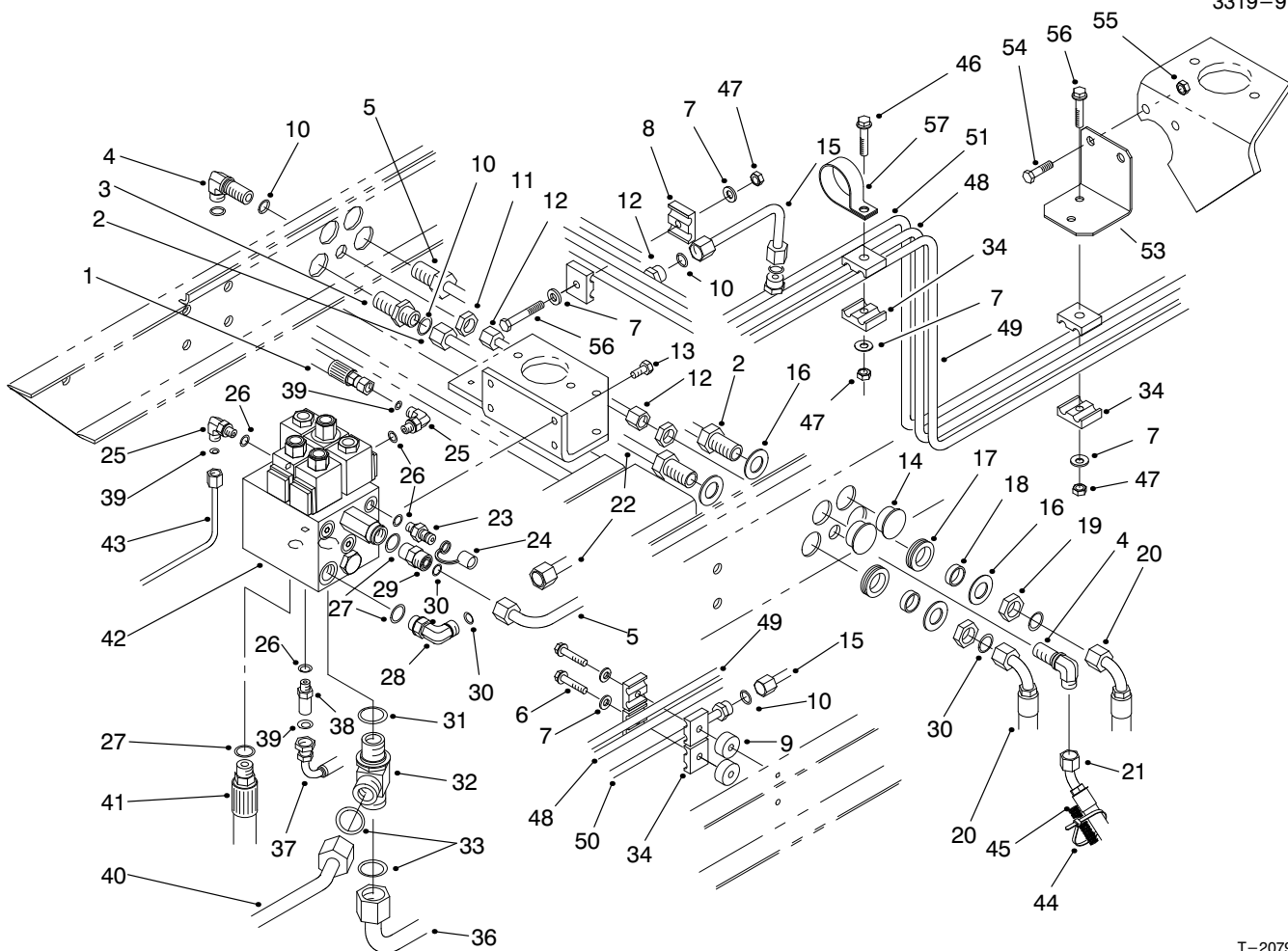


T-2079-2

REAR HYDRAULIC CONTROL BLOCK & TUBES

Ref. No.	Part No.	Description	No. Used
1	92-7638	Asm-Hose	1
2	92-7648	Asm-Hose	1
3	340-161	Fitting-Adapter (Incl. Ref. #30)	1
4	340-154	Fitting-Hydraulic 90° (Incl. Ref. #10)	2
5	92-7584	Asm-Tube	1
6	32104-37	Screw-HH	2
7	3256-23	Washer-Flat	8
8	56-7972	Clamp-Tube	2
9	80-8660	Spacer	2
10	237-22	O-Ring	2
11	340-70	Nut-Bulkhead	7
12	92-7647	Asm-Tube, Drain	1
13	33104-025	Screw-HHF	4
14	94-1402	Plug	4
15	93-4205	Asm-Tube, Drain (Model 03800)	1
15	93-4206	Asm-Tube, Drain (Model 03801)	1
16	69-8930	Washer	8
17	240-5	Grommet	4
18	69-8960	Spacer	4
19	340-127	Nut-Bulkhead	4
20	92-7649	Asm-Hose	4
21	93-4201	Asm-Hose	2

Ref. No.	Part No.	Description	No. Used
22	92-7585	Asm-Tube	1
23	354-77	Fitting-Quick Connect (Incl. Ref. #26)	1
24	354-79	Cap-Fitting	1
25	340-132	Fitting-Hydraulic 90° (Incl. Ref. #26 & 39)	2
26	237-78	O-Ring	4
27	237-79	O-Ring	3
28	340-98	Fitting-Hydraulic 90° (Incl. Ref. #27 & 30)	1
29	340-4	Fitting-Hydraulic (Incl. Ref. #27 & 30)	1
30	237-30	O-Ring	6
31	237-81	O-Ring	1
32	340-148	Fitting-Tee (Incl. Ref. #31, 33)	1
33	237-58	O-Ring	2
34	56-7973	Clamp-Tube	10
36	92-7558	Asm-Tube, Cooler Rear	1
37	92-7639	Asm-Hose	1
38	94-1403	Fitting-Hydraulic (Incl. Ref #26 & 39)	1
39	237-21	O-Ring	2
40	92-7557	Asm-Tube, Cooler Front	1
41	92-7492	Asm-Hose	1
42	92-7419	Asm-Block, Manifold	1

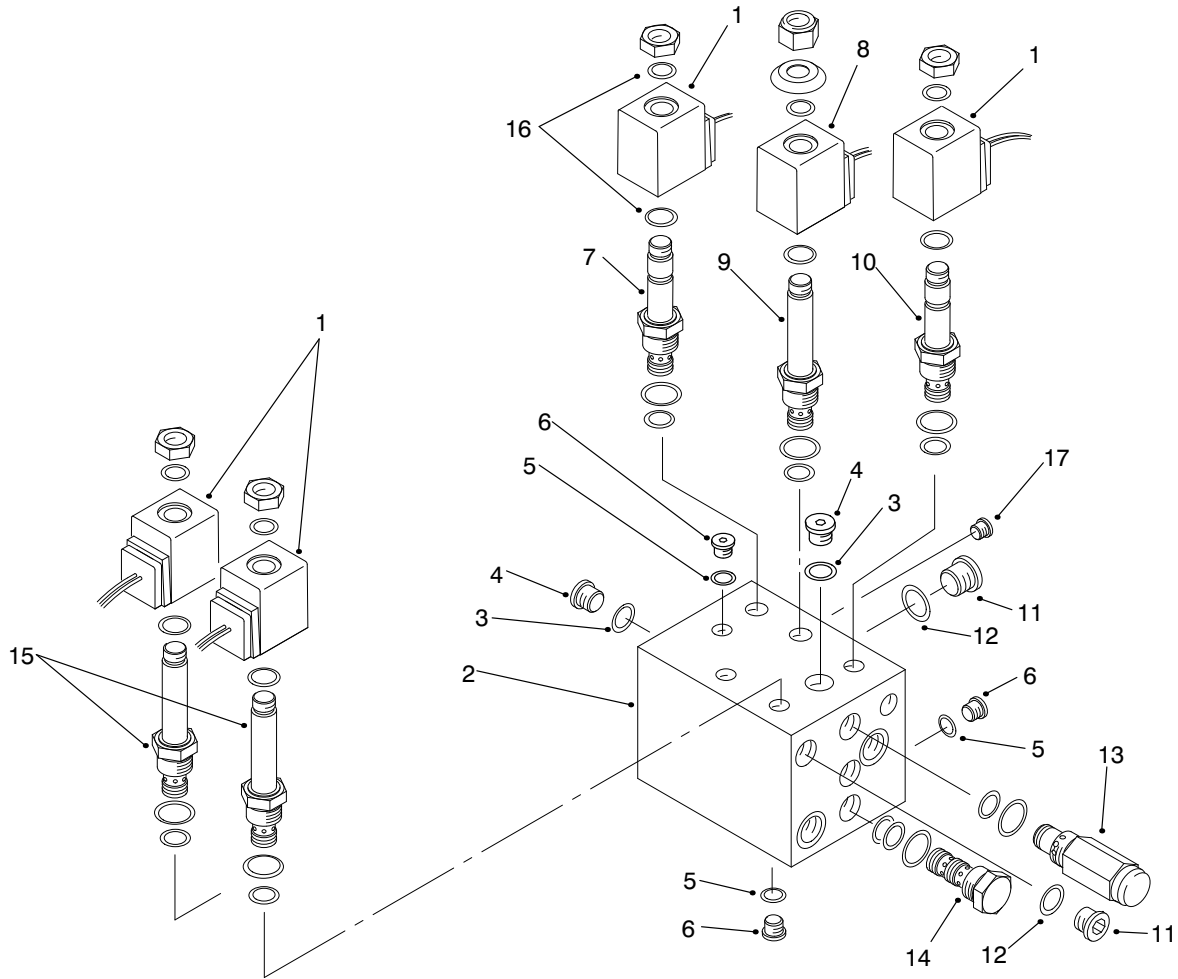


T-2079-2

REAR HYDRAULIC CONTROL BLOCK & TUBES (Cont.)

Ref. No.	Part No.	Description	No. Used
43	92-7591	Asm-Tube, P2A	1
44	3290-378	Tie-Cable	6
45	94-3090	Harness-Wire, Main	1
46	322-6	Screw-HH	1
47	3296-47	Nut-Lock	4
48	92-7494	Asm-Tube, Steering, Rear	1
49	92-7495	Asm-Tube, Steering, Rear	1
50	92-7598	Asm-Tube, Front Drain	1

Ref. No.	Part No.	Description	No. Used
51	92-7553	Asm-Tube, Rear Drain (Model 03801)	1
52	237-42	O-Ring	2
53	94-2834	Bracket-Clamp	1
54	323-6	Screw-HH	2
55	32128-21	Nut-Lock	2
56	322-7	Screw-HH	3
57	2412-147	Clamp - R	1



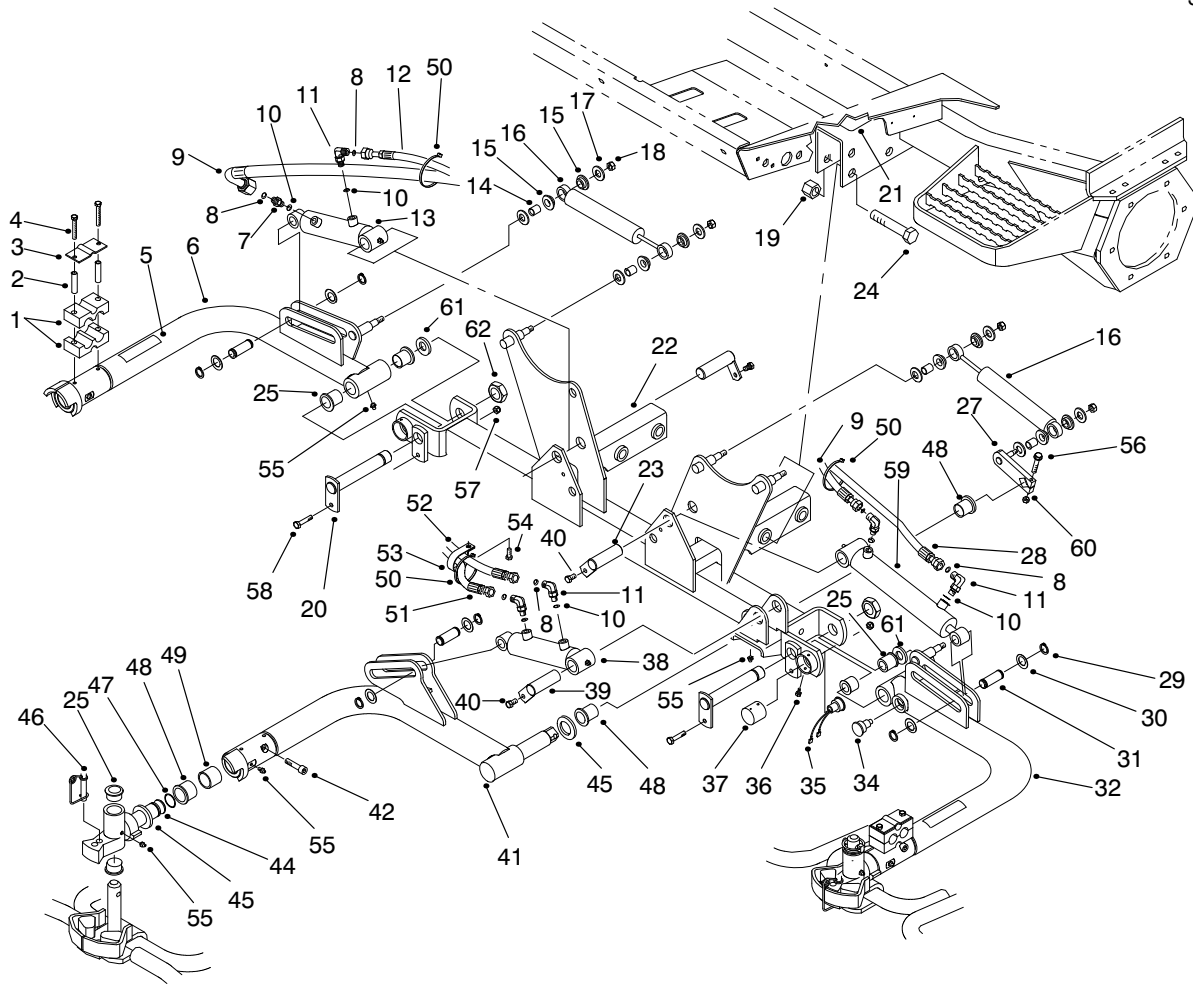
T-2080-1

MANIFOLD ASSEMBLY NO. 92-7419

Ref. No.	Part No.	Description	No. Used
1	88-9190	Solenoid-20 Watt	4
†2		Block-Manifold, Rear	1
3	237-78	O-Ring	4
4	353-990	Plug (Incl. Ref. #30)	4
5	237-56	O-Ring	4
6	353-991	Plug (Incl. Ref. #5)	4
7	88-6990	Cartridge-N.C. Spool (Use Seal Kit 75-2080)	1
8	88-9200	Solenoid-28 Watt	1
9	95-3459	Cartridge-No Flow (Use Seal Kit 75-2080)	1
10	88-6980	Cartridge-N.C. Poppet (Use Seal Kit 75-2080)	1

Ref. No.	Part No.	Description	No. Used
11	353-989	Plug (Incl. Ref. #12)	5
12	237-42	O-Ring	5
13	75-0920	Cartridge-Relief 3000 psi (Use Seal Kit 75-2080)	1
14	93-7491	Cartridge-Pilot Check (Use Seal Kit 69-4260)	1
15	93-7494	Cartridge-N.O. Poppet (Use Seal Kit 75-2080)	2
16	94-5438	Seal-Solenoid	10
17	94-2626	Plug-Orifice	1
*	75-2080	Kit-Seal	5
*	69-4260	Kit-Seal	1

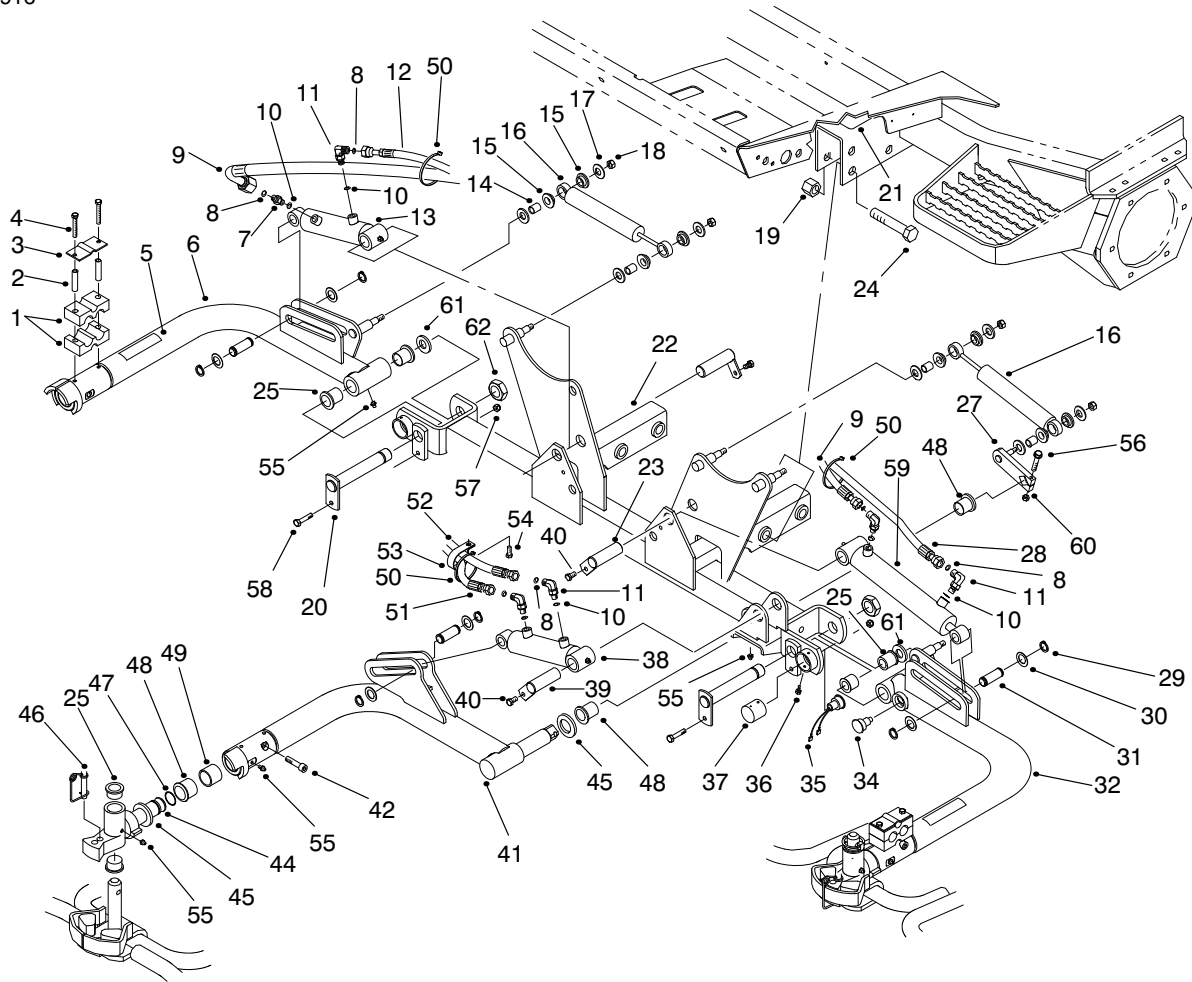
* Not Illustrated
 † Not Serviced Separately



T-2081-3

FRONT LIFT ARMS ASSEMBLY

Ref. No.	Part No.	Description	No. Used	Ref. No.	Part No.	Description	No. Used
1	82-8170	Clamp	6	22	98-2437	Asm-Frame, Carrier	1
2	93-7960	Spacer	6	23	83-6780	Pin-Cylinder	2
3	93-7961	Clamp-Drain, Case	3	24	328-7	Screw-HH	4
4	60-6700	Screw-HH	6	25	94-8949	Bushing-Flange	12
5	36-3400	Decal-Warning	2	27	94-1425	Bar-Lift, Center	1
5	93-6687	Decal-No Step (Europe)	2	28	82-6490	Asm-Hose	1
5	84-2780	Decal-No Step (Japan)	2	29	94-9974	Ring-Retaining	6
6	93-9194	Lift Arm #5	1	30	94-9998	Washer-Thrust	6
7	340-92	Fitting-Hydraulic (Incl. Ref. #8 & 10)	1	31	75-5350	Pin-Cylinder, Slide	3
8	237-21	O-Ring	6	32	93-9193	Lift Arm #4	1
9	75-5890	Hose	2	34	92-8754	Magnet-Switch, Reed	1
10	237-78	O-Ring	6	35	92-8002	Sensor-Switch, Reed	1
11	340-132	Fitting-Hydraulic 90° (Incl. Ref. #8 & 10)	5	36	32104-76	Screw-Self Tapping	2
12	92-7564	Asm-Hose	1	37	75-6370	Cap-Sensor	1
13	93-7551	Cylinder-Hydraulic	1	38	93-2650	Cylinder-Hydraulic	1
14	256-172	Bushing	6	39	83-6790	Pin-Short, Cylinder	1
15	94-1430	Bushing-Flange	12	40	32144-14	Screw-HH	3
16	93-4224	Absorber-Shock	3	41	98-3720	Lift Arm #1	1
17	69-8980	Washer-Flat	12	42	93-4234	Screw-Socket Hd.	3
18	33025-00	Nut	6	44	93-9181	Knuckle-Pivot	3
19	3296-51	Nut-Lock	4	45	94-8946	Washer-Thrust	3
20	98-3708	Pin	2	46	93-9161	Pin	3
21	88-0440	Decal-Floor Plate	1	47	93-7524	O-Ring	3
21	93-6693	Decal-Floor Plate (Europe)	1	48	94-8947	Bushing-Flange	5
21	88-1900	Decal-Floor Plate (Japan)	1	49	94-8948	Bushing	3
				50	3290-378	Tie-Cable	3
				51	92-7565	Asm-Hose	1

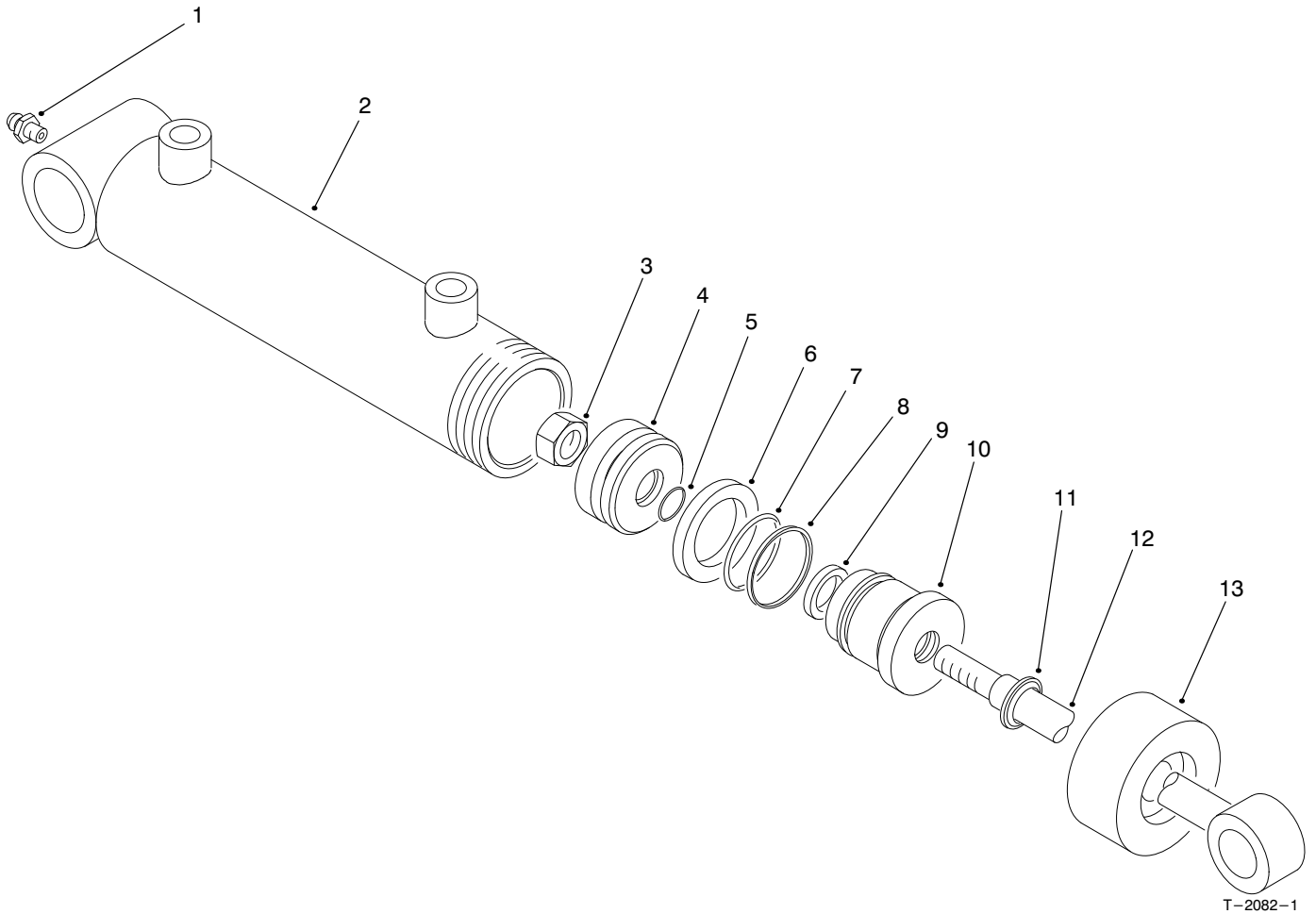


T-2081-3

FRONT LIFT ARMS ASSEMBLY (Continued)

Ref. No.	Part No.	Description	No. Used
52	92-7562	Asm-Hose	1
53	2412-96	Clamp	1
54	322-4	Screw-HH	1
55	302-5	Fitting-Grease	9
56	33104-060	Screw-HH	1
57	3296-29	Nut-Lock	2

Ref. No.	Part No.	Description	No. Used
58	3234-17	Screw-HH	2
59	93-7555	Cylinder-Hydraulic	1
60	33024-00	Nut	1
61	3256-42	Washer-Flat	2
62	3296-49	Nut-Lock	2

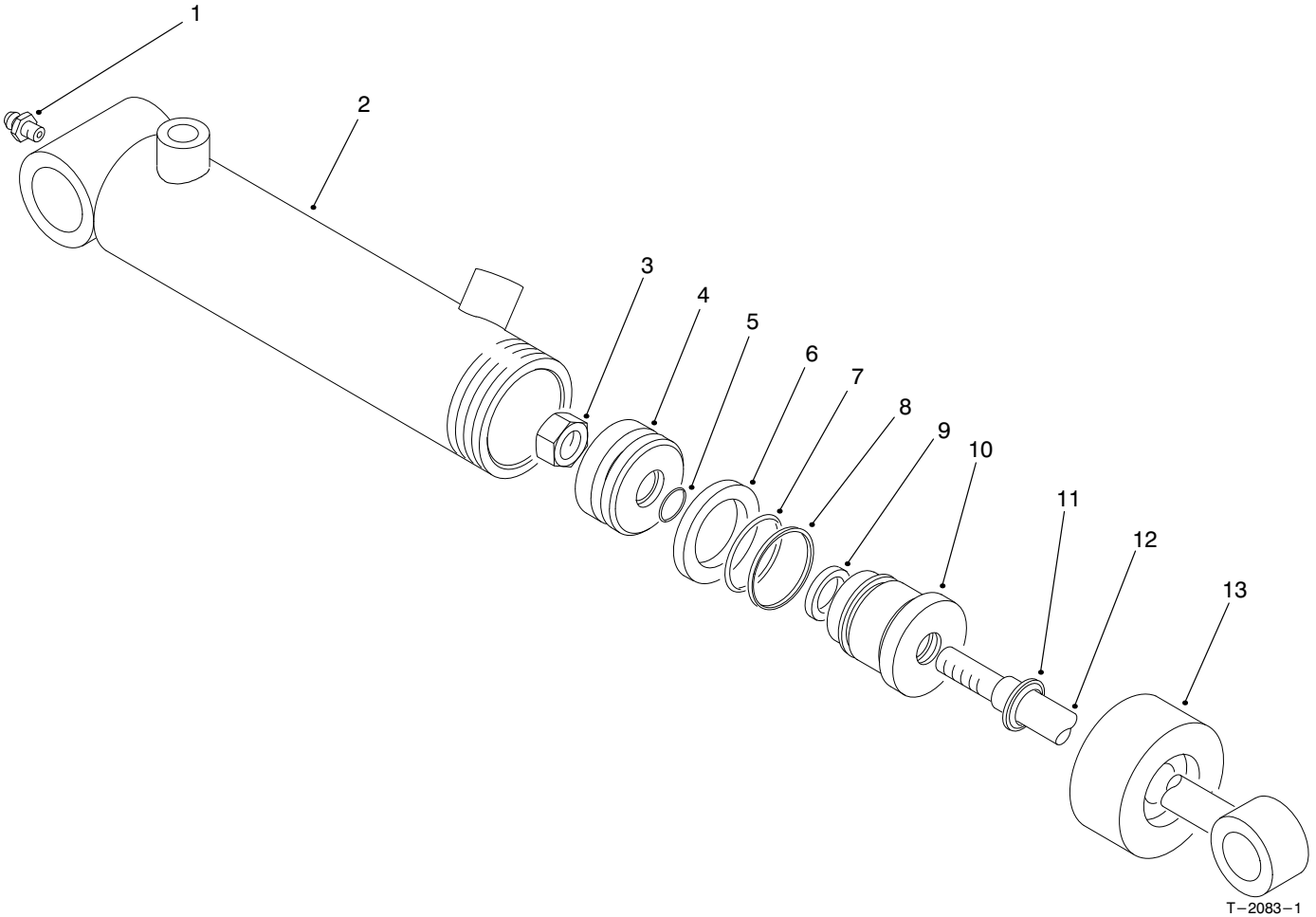


HYDRAULIC CYLINDER NO. 93-7555

Ref. No.	Part No.	Description	No. Used
1	302-5	Fitting-Grease	1
†2		Assembly-Barrel	1
3	32152-10	Nut-Lock	1
4	70-2780	Piston	1
†5		O-Ring	1
†6		Seal-Special	1
†7		O-Ring	1
†8		Backup	1

Ref. No.	Part No.	Description	No. Used
†9		Seal-Rod	1
10	93-7990	Head	1
†11		Seal-Dust	1
12	75-2120	Shaft With Clevis	1
13	93-7991	Collar	1
*	86-7330	Kit-Seal Repair (Incl. Ref. #5-9, & 11)	1

† Not Serviced Separately.
 * Not Illustrated



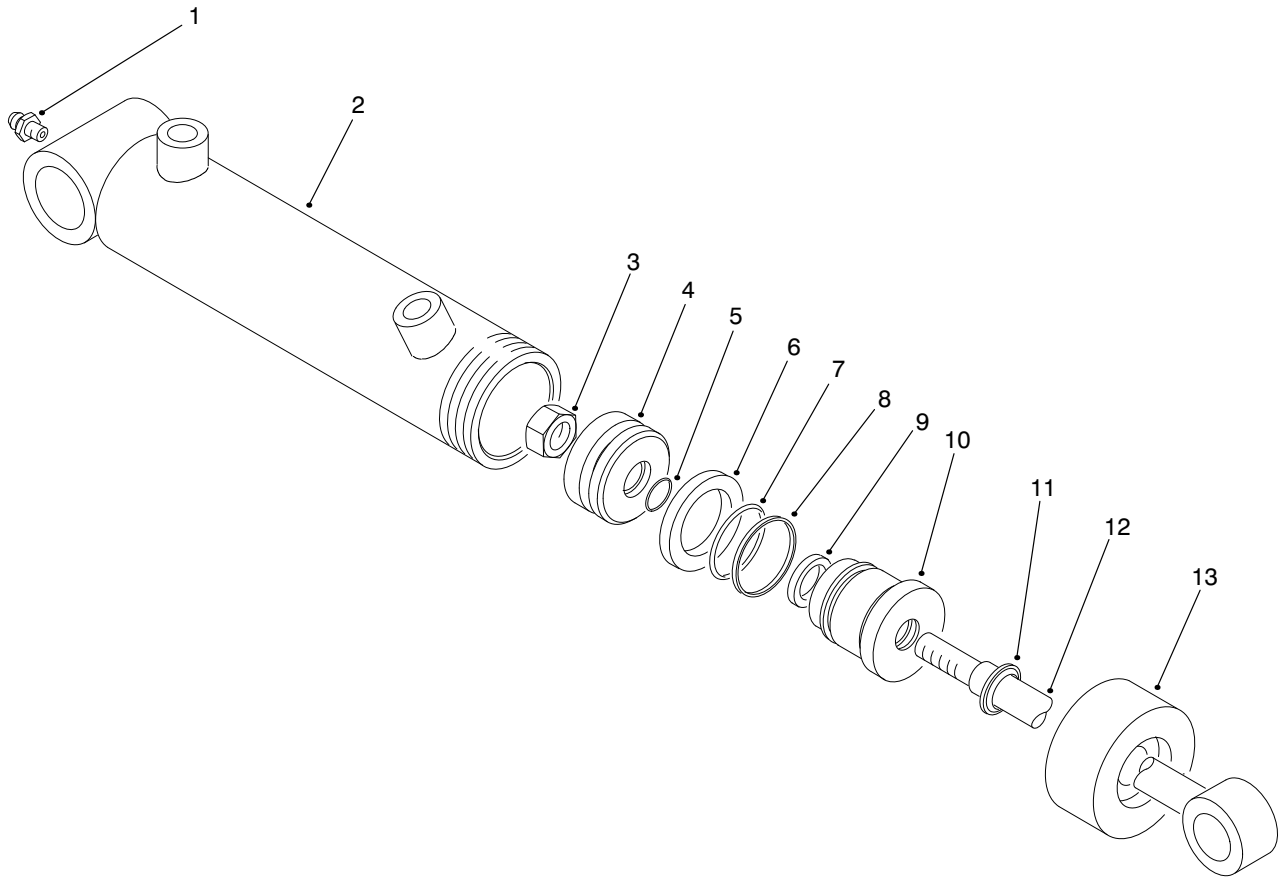
HYDRAULIC CYLINDER NO. 93-7551

Ref. No.	Part No.	Description	No. Used
1	302-5	Fitting-Grease	1
†2		Asm-Barrel	1
3	32152-10	Nut-Lock	1
4	84-1710	Piston	1
†5		O-Ring	1
†6		Seal-Special	1
†7		O-Ring	1
†8		Backup	1

Ref. No.	Part No.	Description	No. Used
†9		Seal-Rod	1
10	93-7993	Head	1
†11		Seal-Dust	1
12	84-1740	Shaft With Clevis	1
13	93-7994	Collar	1
*	84-1760	Kit-Seal Repair (Incl. Ref. #5-9, & 11)	1

† Not Serviced Separately.

* Not Illustrated



T-2084-1

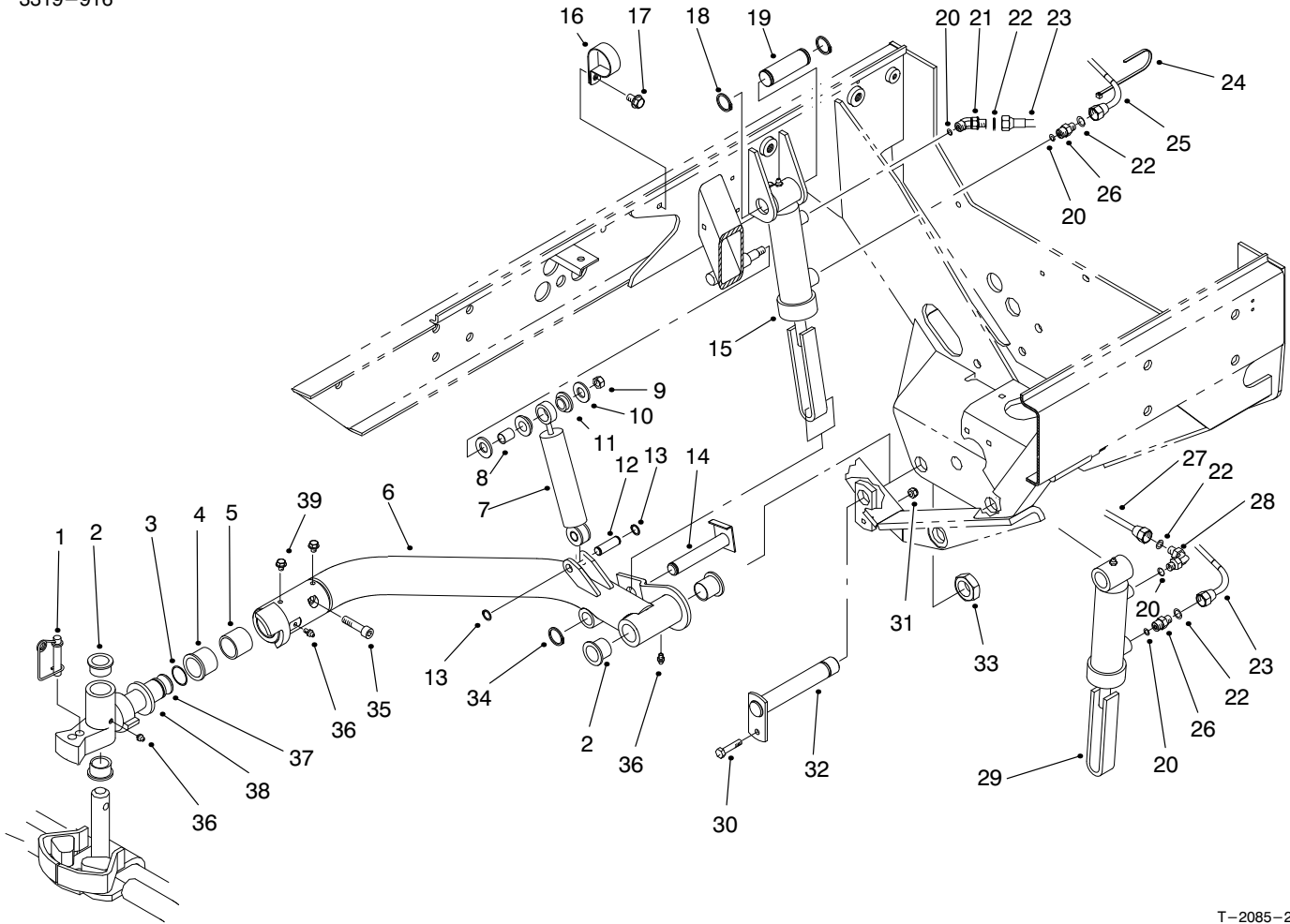
HYDRAULIC CYLINDER NO. 93-2650

Ref. No.	Part No.	Description	No. Used
1	302-5	Fitting-Grease	1
†2		Assembly-Barrel	1
3	32152-10	Nut-Lock	1
4	70-2780	Piston	1
†5		O-Ring	1
†6		Seal-Special	1
†7		O-Ring	1
†8		Backup	1

Ref. No.	Part No.	Description	No. Used
†9		Seal-Rod	1
10	93-7990	Head	1
†11		Seal-Dust	1
12	94-2644	Shaft With Clevis	1
13	93-7991	Collar	1
*	86-7330	Kit-Seal Repair (Incl. Ref. #5-9, & 11)	1

† Not Serviced Separately.

* Not Illustrated



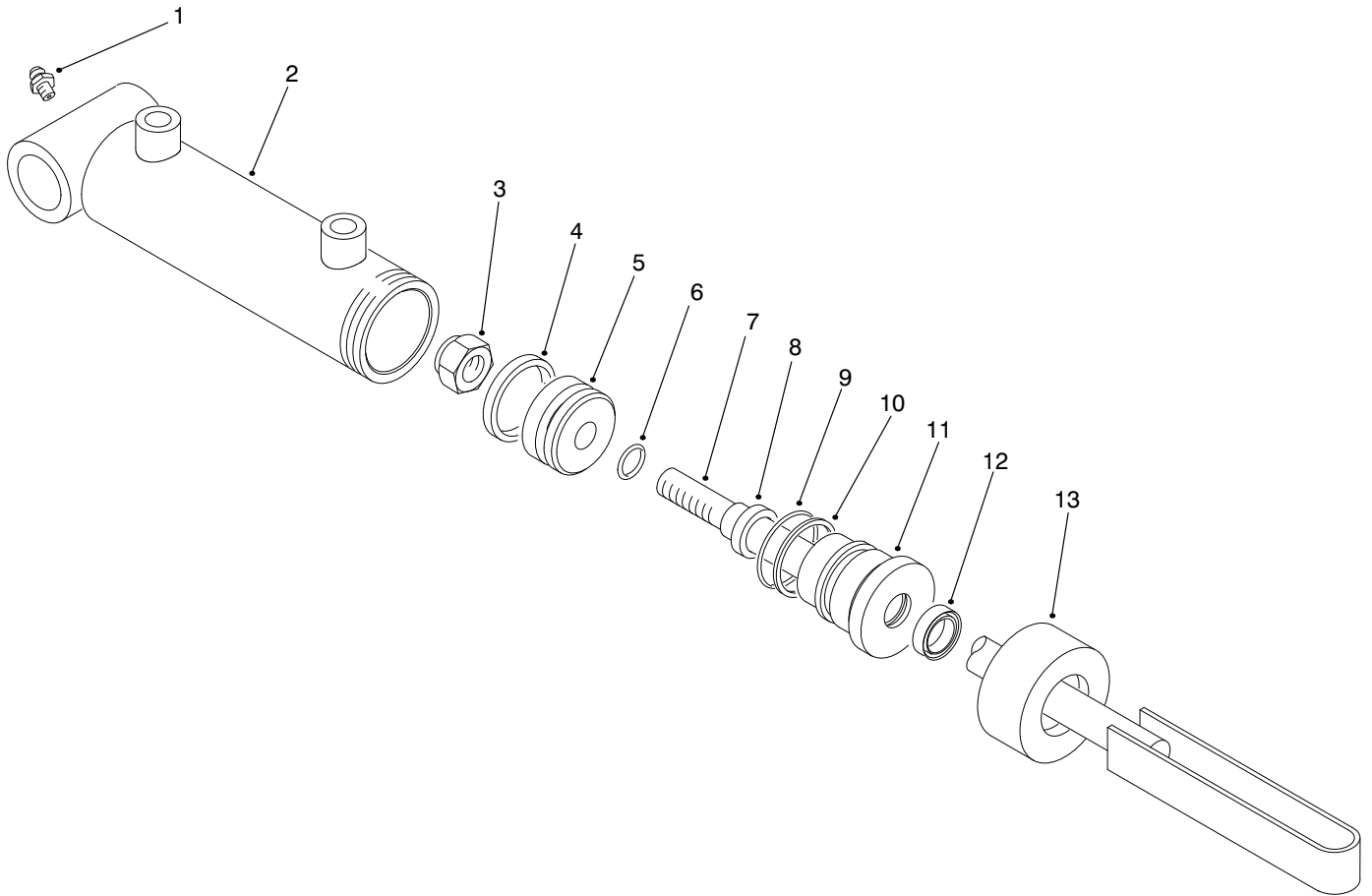
T-2085-2

REAR LIFT ARM ASSEMBLY

Ref. No.	Part No.	Description	No. Used
1	93-9161	Pin	2
2	94-8949	Bushing-Flange	8
3	93-7524	O-Ring	2
4	94-8947	Bushing-Flange	2
5	94-8948	Bushing	2
6	93-9192	Lift Arm #3	1
*	93-9191	Lift Arm #2	1
7	93-4224	Absorber-Shock	2
8	256-172	Bushing	4
9	33025-00	Nut	2
10	69-8980	Washer-Flat	4
11	94-1430	Bearing-Flange	8
12	93-4246	Pin-Shock	2
13	32151-61	Ring-Retaining	4
14	92-7456	Pin	2
15	92-7420	Asm-Cylinder, Hyd. #3	1
16	2412-96	Clamp-R	1
17	32144-11	Screw-Self Tapping	1
18	32151-36	Ring-Retaining	4
19	92-7548	Pin-Cylinder	2
20	237-78	O-Ring	4

Ref. No.	Part No.	Description	No. Used
21	340-103	Fitting-Hydraulic 45° (Incl. Ref. #20 & 22)	1
22	237-21	O-Ring	4
23	92-7636	Asm-Hose	1
24	3290-378	Tie-Cable	2
25	92-7638	Asm-Hose	1
26	340-92	Fitting-Hydraulic (Incl. Ref. #20 & 22)	2
27	92-7639	Asm-Hose	1
28	340-132	Fitting-Hydraulic 90° (Incl. Ref. #20 & 22)	1
29	92-7421	Asm-Cylinder, Hyd. LH	1
30	3234-17	Screw-HHF	2
31	3296-29	Nut-Lock	2
32	98-3708	Pin	2
33	3296-49	Nut-Lock	2
34	32120-93	Ring-Retaining	2
35	93-4234	Screw-Socket Hd.	2
36	302-5	Fitting-Grease	6
37	93-9181	Knuckle-Pivot	2
38	94-8946	Washer-Thrust	2
39	33104-010	Screw-HH	4

* Not Illustrated



T-2086-1

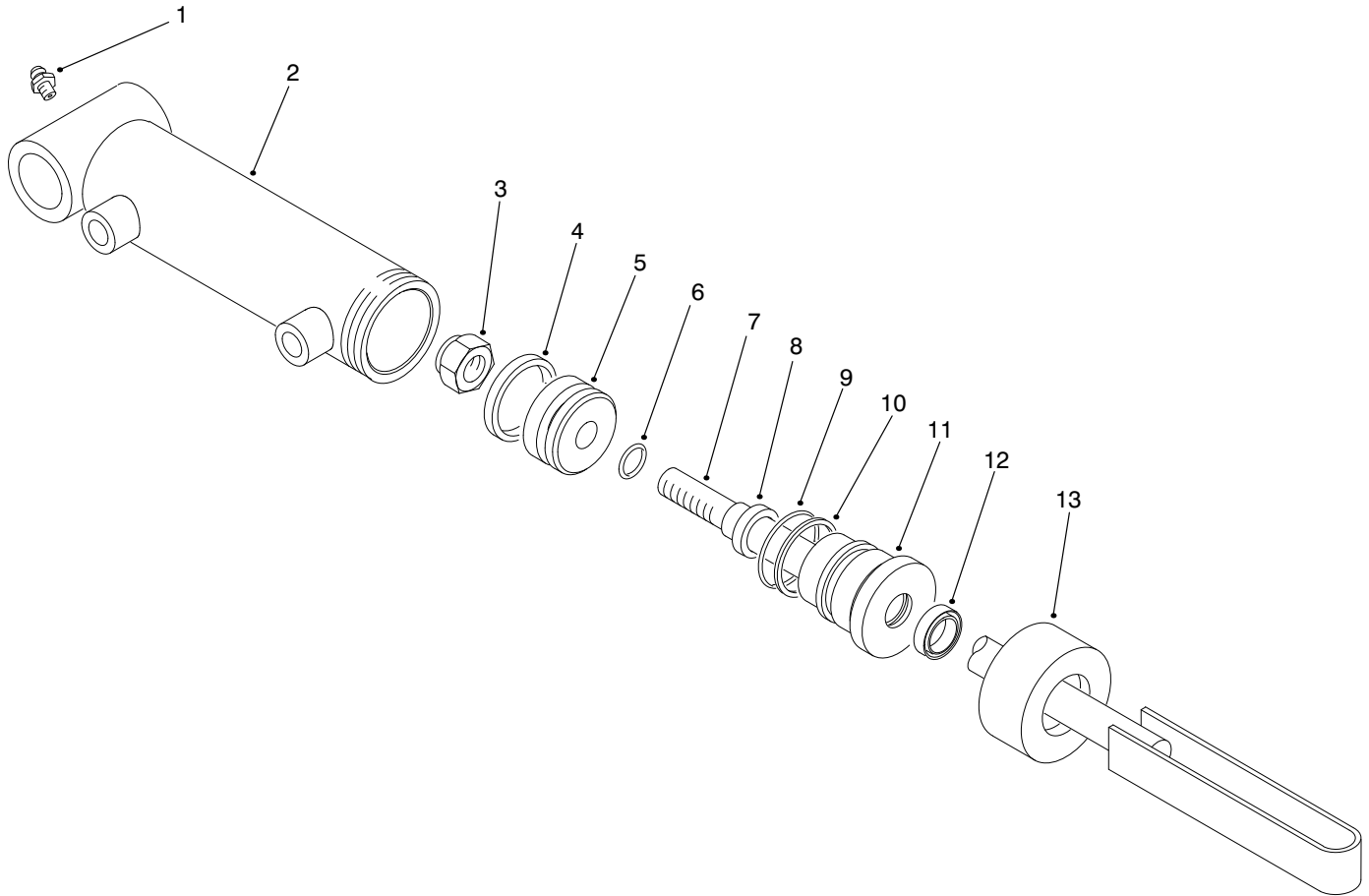
HYDRAULIC CYLINDER NO. 92-7420

Ref. No.	Part No.	Description	No. Used
1	302-5	Fitting-Grease	1
2	93-7992	Asm.-Barrel	1
3	32152-10	Nut	1
†4		Uni-ring	1
5	70-2780	Piston	1
†6		O-Ring	1
7	93-7989	Shaft W/Clevis	1
†8		Seal-Rod	1

Ref. No.	Part No.	Description	No. Used
9		O-Ring	1
†10		Backup	1
11	93-7990	Head	1
†12		Seal-Dust	1
13	93-7991	Collar	1
*	86-7330	Kit-Seal repair (Incl. Ref. #4, 6, 8-10 & 12)	1

* Not Illustrated

† Not Serviced Separately.



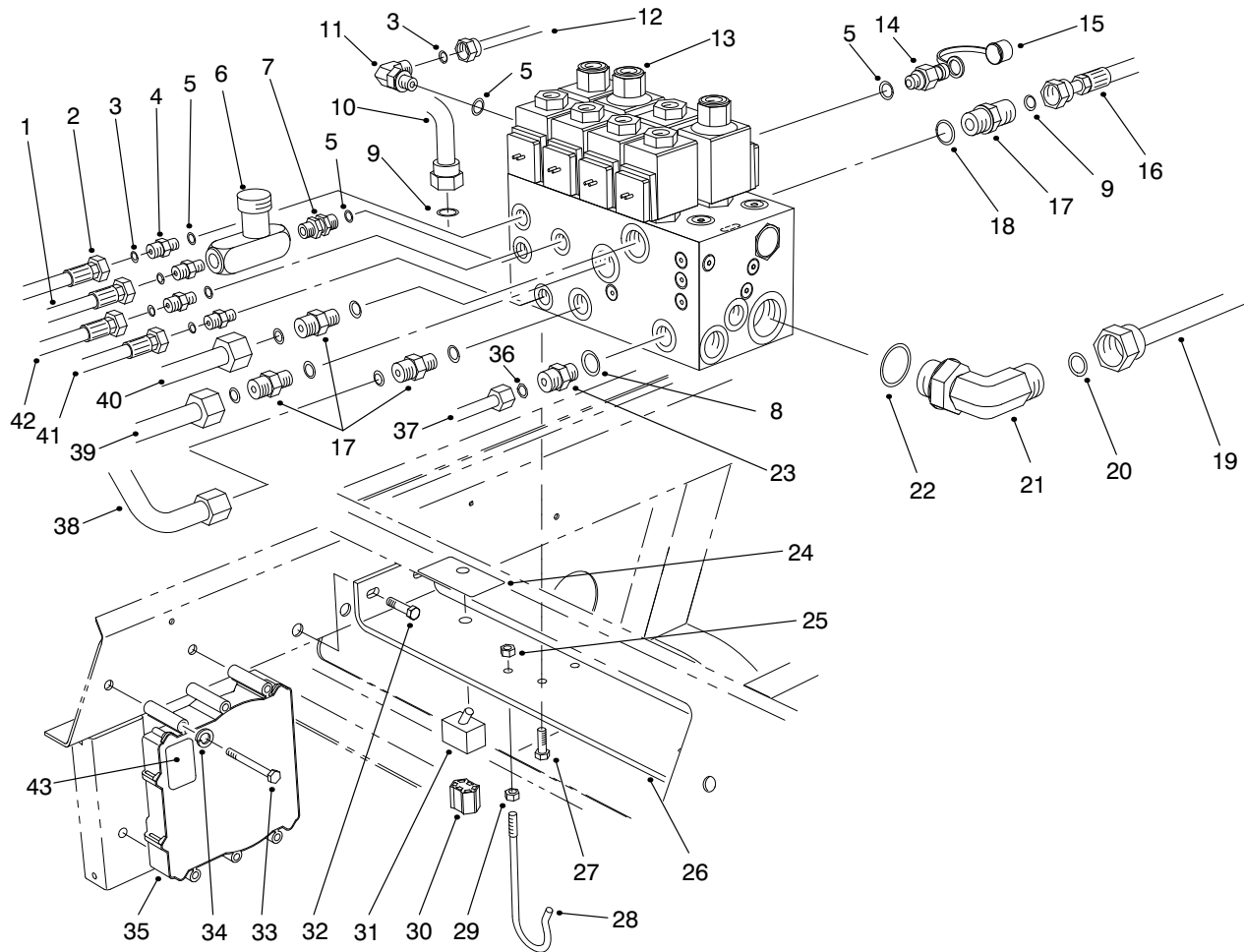
T-2087-1

HYDRAULIC CYLINDER NO. 92-7421

Ref. No.	Part No.	Description	No. Used
1	302-5	Fitting-Grease	1
2	93-7995	Asm-Barrel	1
3	32152-10	Nut	1
†4		Uni-ring	1
5	84-1710	Piston	1
†6		O-Ring	1
7	93-7989	Shaft W/Clevis	1
†8		Seal-Rod	1

Ref. No.	Part No.	Description	No. Used
9		O-Ring	1
†10		Backup	1
11	93-7993	Head	1
†12		Seal-Dust	1
13	93-7994	Collar	1
*	84-1760	Kit-Seal repair (Incl. Ref. #4, 6, 8-10 & 12)	1

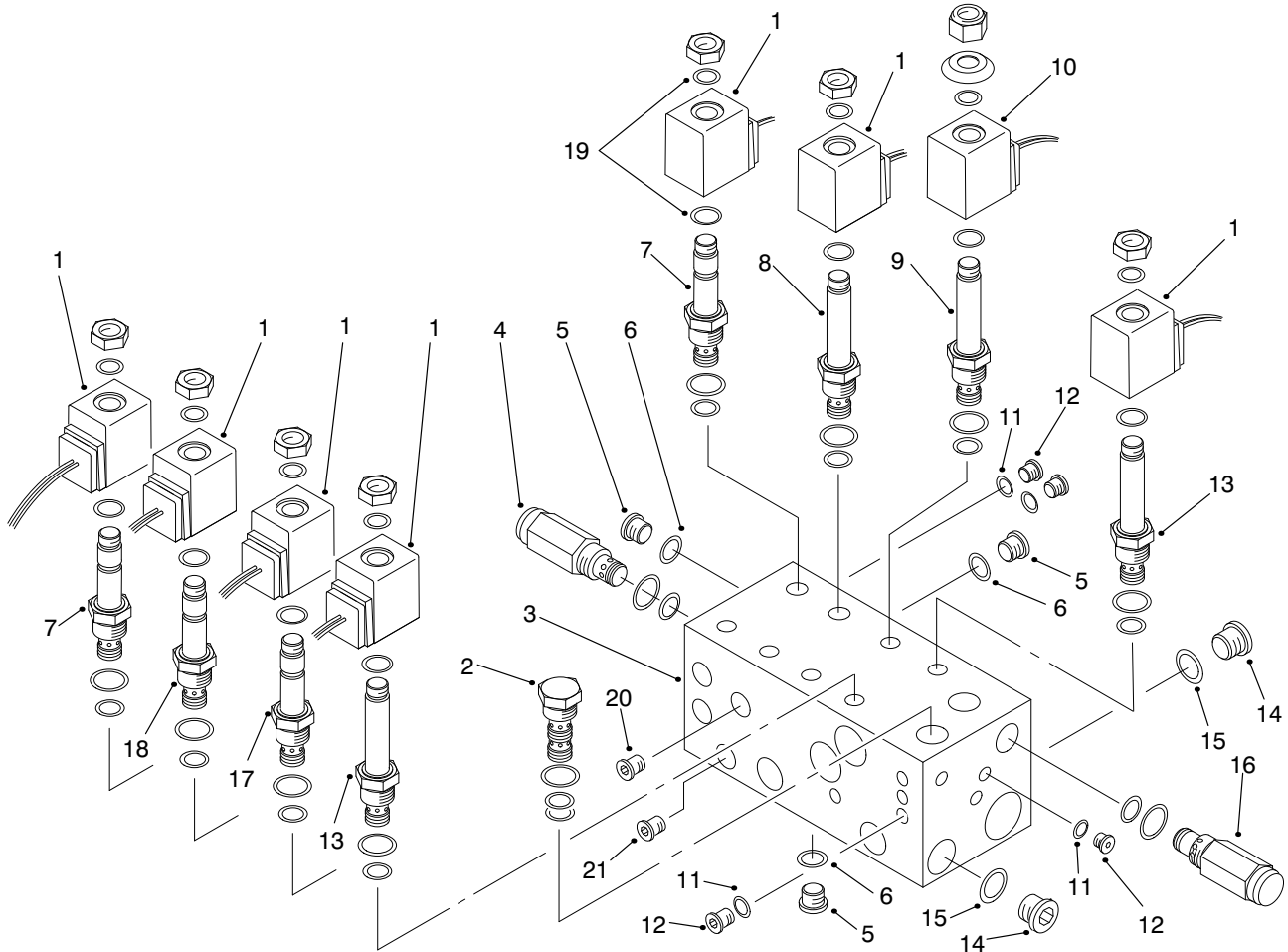
* Not Illustrated
 † Not Serviced Separately.



T-2088-1

FRONT HYDRAULIC CONTROL BLOCK & HOSES

Ref. No.	Part No.	Description	No. Used	Ref. No.	Part No.	Description	No. Used
1	82-6490	Asm-Hose	1	22	237-81	O-Ring	1
2	92-7562	Asm-Hose	1	23	340-2	Adapter-Hydraulic (Incl. Ref. #8 & 36)	1
3	237-21	O-Ring	5	24	93-9197	Decal-Switch, Backlap	1
4	340-92	Fitting-Hydraulic (Incl. Ref. #3 & 5)	4	24	93-1264	Decal-Switch, Backlap (Europe)	1
5	237-78	O-Ring	8	24	94-4580	Decal-Backlap (Japan)	1
6	93-7489	Valve-Control, Flow	1	25	3296-29	Nut-Lock	1
7	93-7597	Fitting-SAE (Incl. Ref. #5)	1	26	92-7519	Bracket-Block, Manifold	1
8	237-42	O-Ring	1	27	33104-016	Screw-HHF	4
9	237-30	O-Ring	4	28	93-7970	Form-Wire, Hose Mount	1
10	92-7479	Asm-Tube	1	29	3217-6	Nut-Jam	1
11	340-132	Fitting-Hydraulic 90° (Incl. Ref. #3 & 5)	1	30	94-3090	Harness-Wire, Main	1
12	92-7591	Asm-Tube	1	31	93-7487	Switch-Toggle	1
13	92-7418	Asm-Block, Control	1	32	3234-17	Screw-HF	4
14	354-77	Fitting-Quick Connect (Incl. Ref. #5)	1	33	321-15	Screw-HH	3
15	354-79	Cap-Fitting	1	34	3253-3	Washer-Lock	3
16	92-7491	Asm-Hose	1	35	92-5720	Controller-Solid State	1
17	340-4	Fitting-Hydraulic (Incl. Ref. #9 & 18)	4	36	237-22	O-Ring	1
18	237-79	O-Ring	4	37	93-4222	Asm-Tube, Drain Return	1
19	92-7557	Asm-Tube	1	38	94-1447	Asm-Tube, Steering Ret.	1
20	237-65	O-Ring	1	39	93-4217	Asm-Tube	1
21	340-139	Fitting-Hydraulic 90° (Incl. Ref. #20 & 22)	1	40	93-4216	Asm-Tube	1
				41	92-7565	Asm-Hose	1
				42	92-7564	Asm-Hose	1
				43	93-8053	Decal-ECU Label (Europe)	1



T-2089-2

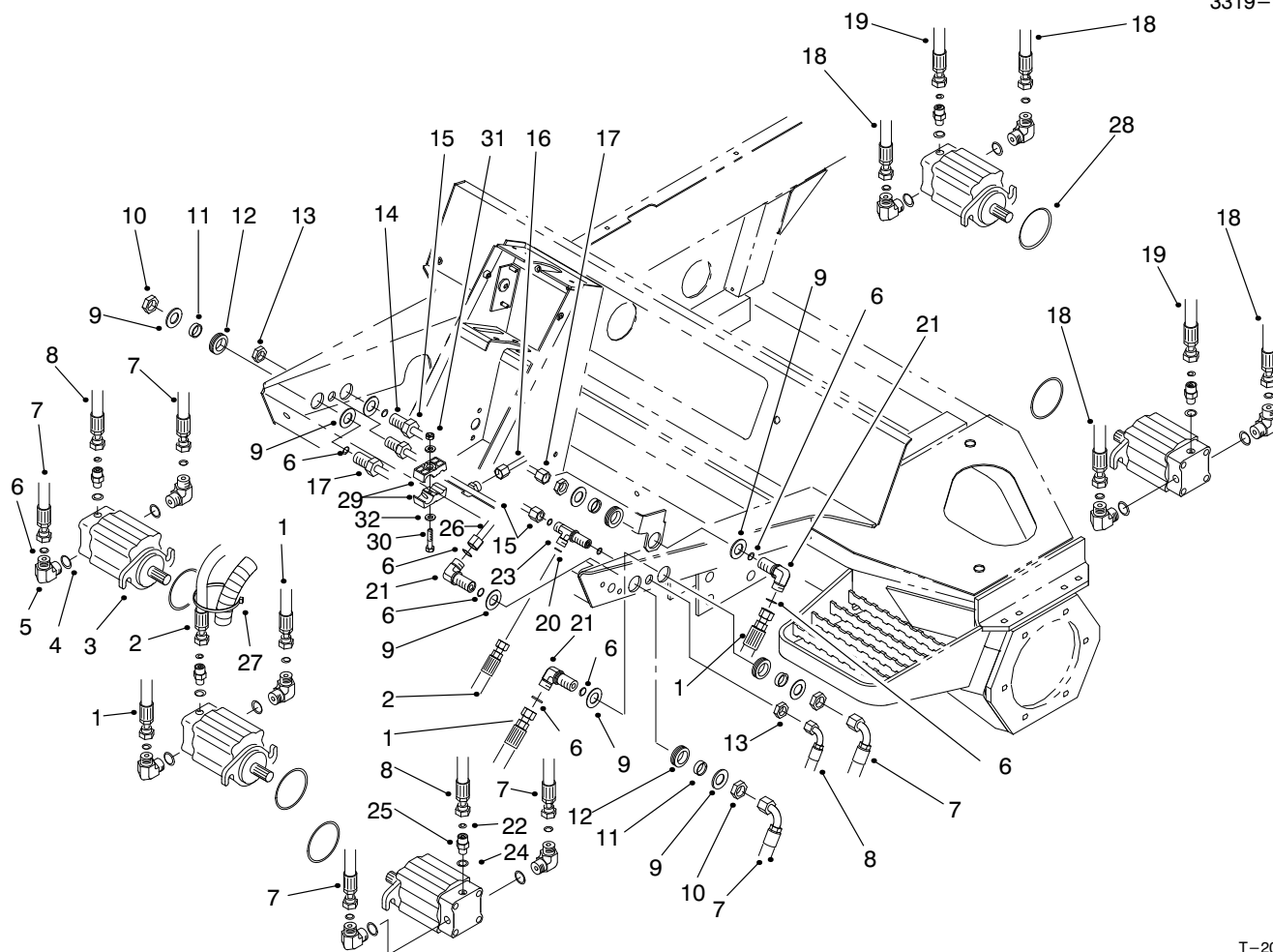
CONTROL BLOCK ASSEMBLY NO. 92-7418

Ref. No.	Part No.	Description	No. Used
1	88-9190	Solenoid-20 Watt	7
2	93-7491	Cartridge-Pilot Check (Use Seal Kit 69-4260)	1
†3		Block-Manifold, Front	1
4	93-7492	Cartridge-Relief 2300 psi (Use Seal Kit 75-2080)	1
5	353-990	Plug (Incl. Ref. #6)	10
6	237-78	O-Ring	10
7	88-6990	Cartridge-N.C. (Use Seal Kit 75-2080)	2
8	92-3071	Solenoid (Use Seal Kit 69-4260)	1
9	95-3459	Cartridge-N.O. (Use Seal Kit 75-2080)	1
10	88-9200	Solenoid-28 Watt	1
11	237-156	O-Ring	10
12	353-991	Plug (Incl. Ref. #11)	10

Ref. No.	Part No.	Description	No. Used
13	93-7494	Cartridge-N.O. Poppet (Use Seal Kit 75-2080)	2
14	353-989	Plug (Incl. Ref. #15)	5
15	237-42	O-Ring	5
16	75-0920	Cartridge-Relief 3000 psi (Use Seal Kit 75-2080)	1
17	88-6980	Cartridge-N.O. Poppet (Use Seal Kit 75-2080)	1
18	92-6315	Cartridge-N.C. Poppet (Use Seal Kit 75-2080)	1
19	94-5438	Seal-Solenoid	16
20	94-3077	Plug-Orifice	1
21	94-8140	Plug-Orifice	1
*	75-2080	Kit-Seal	7
*	69-4260	Kit-Seal	2

* Not Illustrated

† Not Serviced Separately.

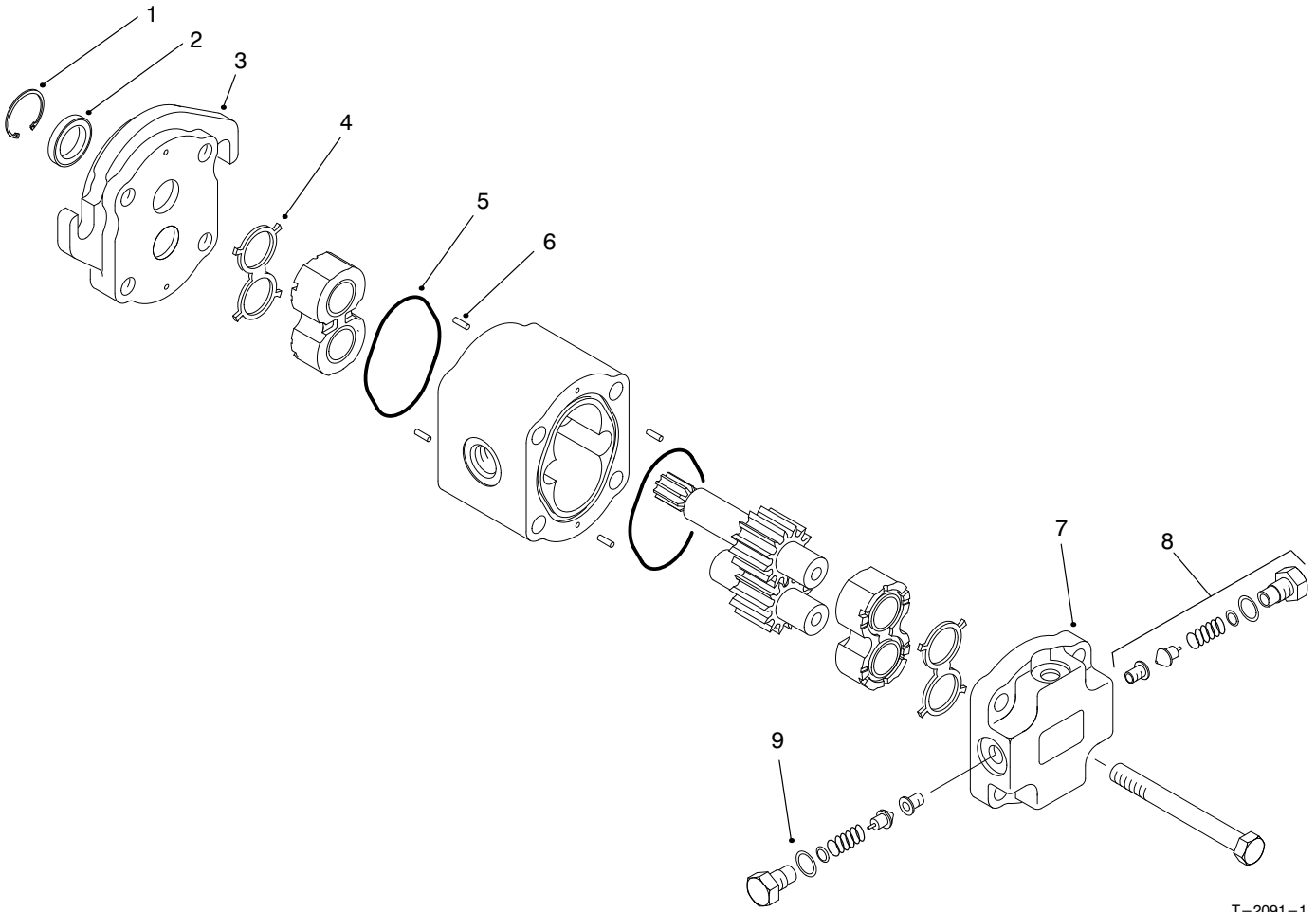


T-2090-1

REEL MOTORS & HOSES

Ref. No.	Part No.	Description	No. Used	Ref. No.	Part No.	Description	No. Used
1	92-7556	Asm-Hose	1	18	92-7649	Asm-Hose	4
2	92-7560	Asm-Hose	1	19	93-4201	Asm-Hose	2
3	92-7387	Motor-Hydraulic	5	20	237-22	O-Ring	3
4	237-79	O-Ring	10	21	93-9151	Fitting-Hydraulic 90° (Incl. Ref. #6)	3
5	340-98	Fitting-Hydraulic 90° (Incl. Ref. #4 & 6)	10	22	237-21	O-Ring	5
6	237-30	O-Ring	18	23	340-68	Fitting-Hydraulic, Tee (Incl. Ref. #20)	1
7	92-7555	Asm-Hose	4	24	237-78	O-Ring	5
8	92-7559	Asm-Hose	2	25	340-92	Fitting-Hydraulic (Incl. Ref. #22 & 24)	5
9	69-8930	Washer	10	26	93-4217	Asm-Tube	1
10	340-127	Nut-Bulkhead	5	27	3290-378	Tie-Cable	1
11	69-8960	Spacer	5	28	93-9783	O-Ring	10
12	240-5	Grommet	5	29	56-7972	Clamp-Tube	4
13	340-70	Nut-Bulkhead	2	30	322-7	Screw-HH	2
14	93-4216	Asm-Tube (Incl. Ref. #6)	1	31	3296-47	Nut-Lock	2
15	93-4223	Asm-Tube, Front Drain (Incl. Ref. #20)	1	32	3256-23	Washer-Flat	4
16	93-4222	Asm-Tube, Drain Return	1				
17	93-4219	Asm-Tube, #1 Bulkhead (Incl. Ref. #6)	1				

3319-916



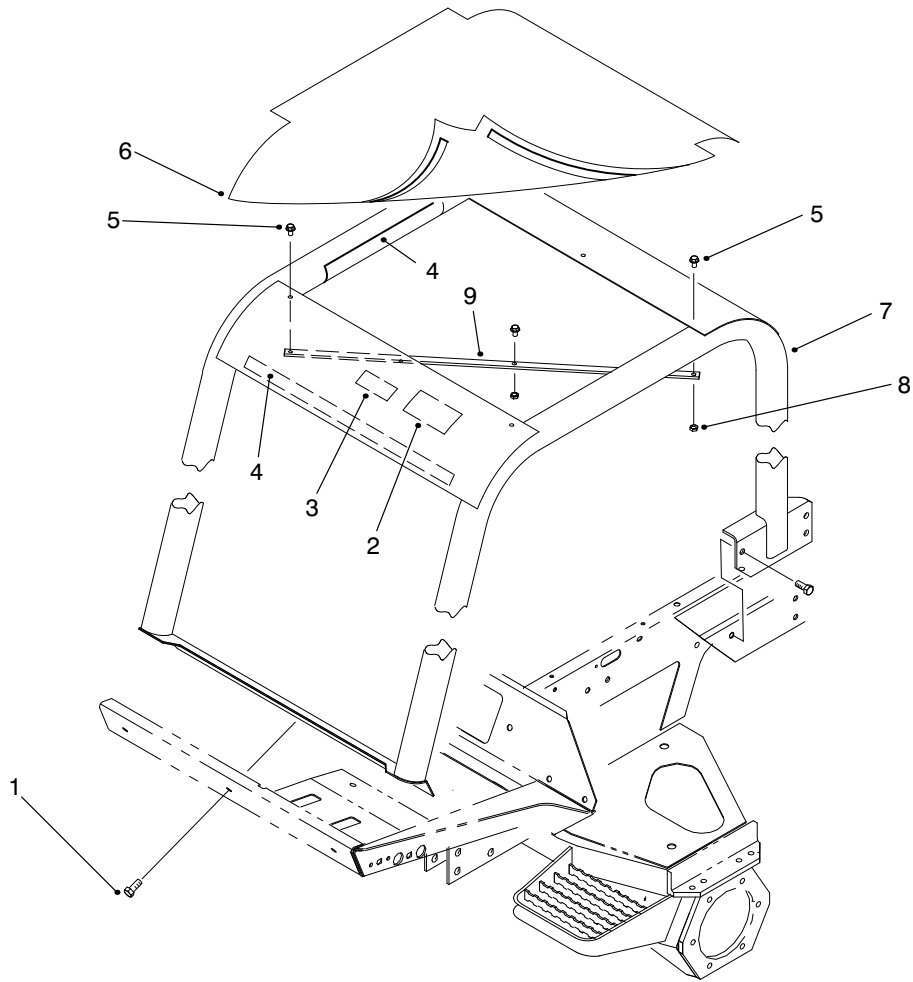
T-2091-1

REEL MOTOR NO. 92-7387 ASSEMBLY

Ref. No.	Part No.	Description	No. Used
1		Ring—Retaining	1
2		Seal—Shaft	1
3		Flange	1
4		E—Seal	2
5		O—Ring	2
6		Pin—Dowel	4
7		Block—Valve (Incl. Ref. #8)	1

Ref. No.	Part No.	Description	No. Used
8		Valve—Adjusting	2
9		O—Ring	2
*	93-9152	Kit—Flange (Incl. Ref. #1-3 & 6)	1
*	93-9153	Kit—Seal (Incl. Ref. #1, 2, 4, 5 & 9)	1
*	93-9154	Kit—Valve Block (Incl. Ref. #6 & 7)	1

* Not Illustrated

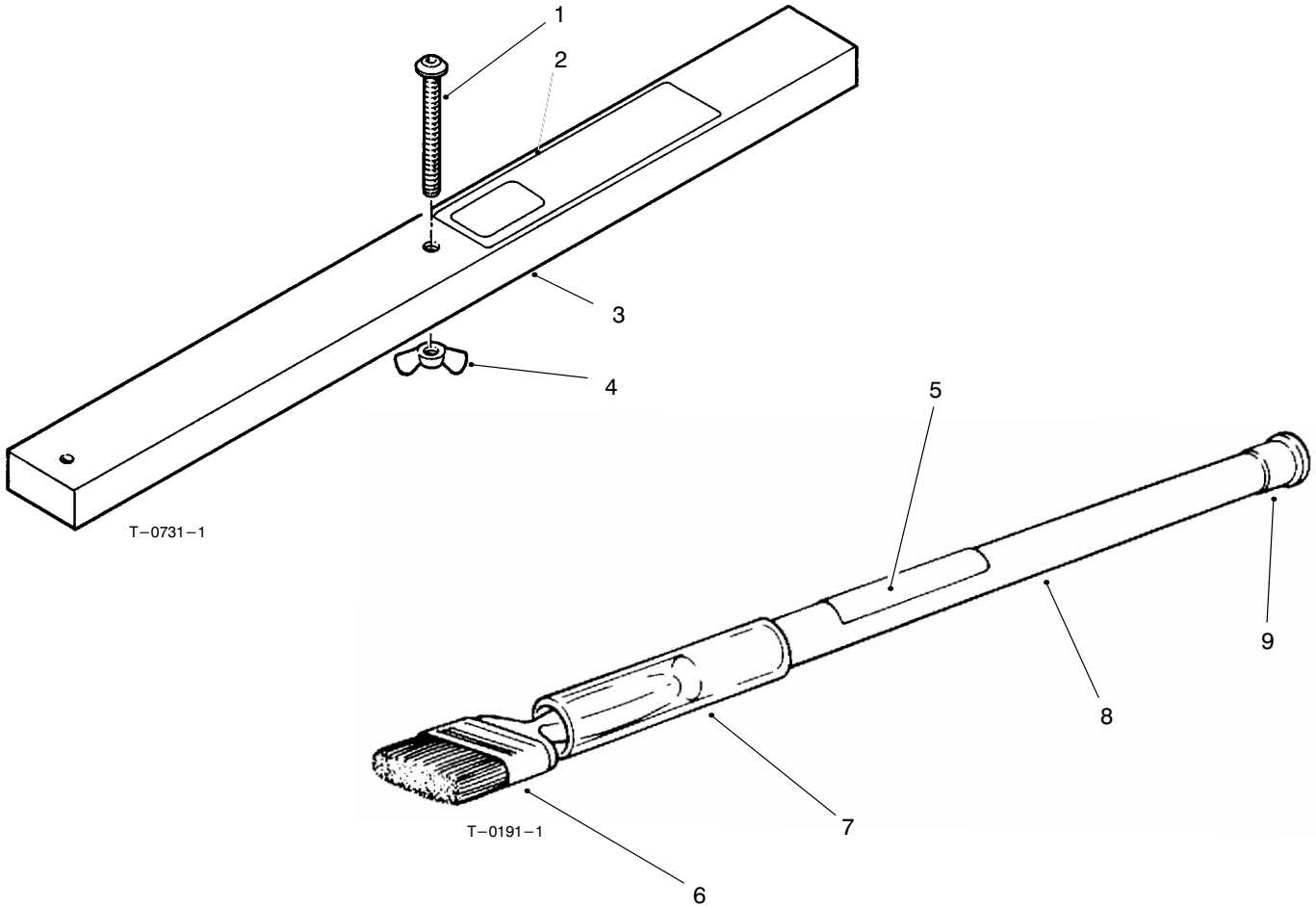


T-2092-1

ROLL OVER PROTECTION SYSTEM (ROPS)

Ref. No.	Part No.	Description	No. Used
1	33106-035	Screw-HHF	3
2	83-7430	Decal-Danger	1
2	93-8050	Decal-Warning (Europe)	1
2	84-4300	Decal-Warning (Japan)	1
3	92-7540	Decal-ROPS	1
3	93-8073	Decal-Blank (Europe)	1
4	93-9157	Velcro	4

Ref. No.	Part No.	Description	No. Used
5	33104-030	Screw-HHF	5
6	93-9160	Cover-ROPS	1
7	94-2643	Frame-ROPS (Incl. Ref. #2-4)	1
8	33024-00	Nut-Lock	5
9	93-9159	Strap-Cover	2



GAUGE BAR & BACKLAPPING BRUSH ASSEMBLIES

Ref. No.	Part No.	Description	No. Used
1	32122-54	Screw-Machine Slot Hd.	1
2	59-7930	Decal	1
3	59-7900	Asm-Gauge Bar (Incl. Ref. #1-2 & 4)	1
4	32103-3	Nut-Wing	1
5	12-9140	Decal	1

Ref. No.	Part No.	Description	No. Used
6	36-4310	Brush	1
7	29-9090	Hose-Handle	1
8	29-9080	Handle	1
9	2410-18	Plug	1
*	29-9100	Asm-Backlapping Brush (Incl. Ref. #5-9)	1

* Not Illustrated

TORO PART NUMBER INDEX

3319-916

Part No.	Description	Pg. Ref. No. No. Qty.	Part No.	Description	Pg. Ref. No. No. Qty.
5-0652	Spacer	6 47 1	66-4190	Spring	8 12 1
12-9140	Decal	80 5 1	66-6480	Washer	2 58 2
21-4191	Asm-Seat Belt	7 4 1	66-8121	Standpipe	17 7 1
21-9260	Cover-Dust	3 18 1	66-8520	Bumper-Down Stop	9 17 2
27-2360	Switch-Ignition	13 43 1	66-8530	Adjuster	9 16 1
29-9080	Handle	80 8 1	66-8560	Nut-Push	9 11 4
29-9090	Hose-Handle	80 7 1	66-8610	Weldment-Lower	9 10 1
29-9100	Asm-Backlapping Brush	80 * 1	66-9290	Spacer	9 15 6
36-3400	Decal-Warning	67 5 2	67-7160	Block-Fuse	13 48 2
36-4310	Brush	80 6 1	68-6150	Breather-Air	16 4 1
37-8771	Bolt-Shoulder	32 33 2	68-9420	Washer-Lock	42 4 6
44-2210	Asm-Light, Warning	3 30 1	68-9420	Washer-Lock	38 34 3
46-0330	Nut-Hex	49 1 2	69-2980	Seal-Inner	61 22 2
46-6550	Fitting-Connector	17 8 1	69-3020	Latch-Draw	32 34 2
46-6560	Bushing	17 9 2	69-4260	Kit-Seal	66 * 1
46-8091	Screw-Tapping	1 14 2	69-4260	Kit-Seal	76 * 2
48-7570	Screw-HH	34 9 3	69-6470	Bushing-Flange	61 18 4
48-7610	Screw-HH	34 46 3	69-8890	Cap-Spindle	61 15 2
48-7700	Screw-HH	39 38 3	69-8900	Spacer	54 59 1
48-7700	Screw-HH	34 45 6	69-8910	Washer	54 58 2
48-7780	Screw-HH	34 42 3	69-8920	Washer	25 10 4
48-7810	Screw-HH	34 10 3	69-8920	Washer	25 10 6
48-7810	Screw-Mounting	49 5 3	69-8930	Washer	77 9 10
48-7840	Screw-HH	34 5 1	69-8930	Washer	64 16 8
48-7880	Nut	34 24 3	69-8950	Spacer	25 12 2
48-7880	Nut	8 29 1	69-8950	Spacer	25 12 3
48-7890	Nut	8 30 1	69-8960	Spacer	77 11 5
48-7930	Nut-Hex.	34 28 2	69-8960	Spacer	64 18 4
48-9470	Screw	34 4 1	69-8980	Washer-Flat	72 10 4
49-2040	Screw-HH	8 2 1	69-8980	Washer-Flat	67 17 12
49-2640	Seal-Shaft	21 11 1	70-1480	Relay	8 27 1
49-6440	Pedal-Accelerator	6 15 1	70-2780	Piston	69 4 1
52-1320	Decal-Fuel, Diesel	2 34 1	70-2780	Piston	71 4 1
52-5910	Ring-Retaining	8 25 1	70-2780	Piston	73 5 1
53-9681	Mount-Rubber	34 3 3	71-4580	Clutch-Roller	53 15 1
55-4130	Hose - Fuel	51 54 1	71-4590	Washer-Thrust	53 16 2
56-6710	O-Ring	21 1 6	72-3560	Decal-4WD (Model 03801)	2 29 1
56-7972	Clamp	3 42 2	74-0720	Tube-Manual	7 16 1
56-7972	Clamp-Tube	64 8 2	74-3410	Asm-Radiator	32 20 1
56-7972	Clamp-Tube	77 29 4	74-3650	Fan-Engine	34 32 1
56-7973	Clamp	4 52 6	74-5500	Bolt-Wheel	53 36 10
56-7973	Clamp-Tube	64 34 10	74-5700	Bearing-Needle	53 30 1
59-7900	Asm-Gauge Bar	80 3 1	74-5940	Asm-Rod, Tie	61 47 1
59-7930	Decal	80 2 1	74-5950	Latch-Swell	1 24 3
59-9740	Latch-Draw	1 12 1	74-5950	Latch-Swell	12 30 1
60-5700	Spring-Compression	6 43 1	74-6490	Hose-Water Line	34 40 2
60-5890	Washer	21 12 1	74-6540	Tappet-Valve	38 14 8
60-6700	Screw-HH	67 4 6	74-6550	Cup-Upper Valve Spring	37 11 8
61-2790	Filler-Screen	17 24 1	74-6560	Spring-Valve	37 10 8
61-2790	Filter-Screen	16 9 1	74-6570	Cup-Lower Valve Spring	37 9 8
62-2170	Washer-Thrust	61 17 4	74-6580	Insert-Valve (1.650mm)	37 13 8
62-5550	Decal-Toro	1 1 1	74-6590	Insert-Valve (1.725mm)	37 * 8
62-7650	Gasket	17 17 1	74-6600	Insert-Valve (1.800mm)	37 * 8
63-7622	Hose-Fuel	51 15 1	74-6610	Insert-Valve (1.900mm)	37 * 8
63-7627	Hose-Fuel	17 4 1	74-6620	Insert-Valve (1.975mm)	37 * 8
63-7627	Hose-Fuel	34 27 1	74-6630	Insert-Valve (2.050mm)	37 * 8
63-7640	Sender-Fuel	17 18 1	74-6640	Insert-Valve (2.125mm)	37 * 8
63-7880	Pin-Latch, Brake	6 31 1	74-6650	Insert-Valve (2.225mm)	37 * 8
63-7900	Rack	3 1 1	74-6660	Insert-Valve (2.250mm)	37 * 8
63-8360	Key-Ignition	12 35 1	74-6670	Insert-Valve (2.275mm)	37 * 8
63-8410	Washer-Flat	17 14 3	74-6680	Insert-Valve (2.300mm)	37 * 8
63-8410	Washer-Flat	16 27 3	74-6690	Insert-Valve (2.325mm)	37 * 8
63-9920	Decal-EEC 105 DBA	8 15 1	74-6700	Insert-Valve (2.350mm)	37 * 8
65-5100	Handle-Hood	1 11 1	74-6710	Insert-Valve (2.375mm)	37 * 8
66-2920	Washer	2 59 4	74-6720	Insert-Valve (2.400mm)	37 13 8
66-2920	Washer	13 77 3	74-6730	Insert-Valve (2.425mm)	37 * 8
66-2920	Washer-Nylon	8 1 2	74-6740	Insert-Valve (2.450mm)	37 * 8
66-3160	Screw	34 11 4	74-6750	Insert-Valve (2.475mm)	37 * 8
66-3240	Cap-Radiator (Europe)	51 22 1	74-6760	Insert-Valve (2.500mm)	37 * 8

*Not Illustrated

TORO PART NUMBER INDEX (Cont.)

Part No.	Description	Pg. No.	Ref. No.	Qty.	Part No.	Description	Pg. No.	Ref. No.	Qty.
74-6770	Insert-Valve (2.525mm)	37	*	8	74-7780	Gasket	35	12	1
74-6780	Insert-Valve (2.550mm)	37	*	8	74-7790	Screw	35	13	1
74-6790	Insert-Valve (2.575mm)	37	*	8	74-7810	Gasket-Plate	35	15	1
74-6800	Insert-Valve (2.600mm)	37	*	8	74-7820	Plate	35	16	1
74-6810	Insert-Valve (2.625mm)	37	*	8	74-7840	Plug	39	42	2
74-6820	Insert-Valve (2.650mm)	37	*	8	74-7840	Plug-27 mm Dia.	35	18	8
74-6830	Insert-Valve (2.675mm)	37	*	8	74-7840	Plug-27 mm Dia.	38	33	2
74-6840	Insert-Valve (2.700mm)	37	*	8	74-7930	Screw-Bearing Cap	35	27	10
74-6850	Insert-Valve (2.725mm)	37	*	8	74-7940	Bushing-Spring	35	28	1
74-6860	Insert-Valve (2.750mm)	37	*	8	74-7950	Screw-Plate	35	29	6
74-6870	Insert-Valve (2.775mm)	37	*	8	74-7960	Stud-Filter	35	30	1
74-6880	Insert-Valve (2.800mm)	37	*	8	74-7970	Filter-Oil	35	31	1
74-6890	Insert-Valve (2.825mm)	37	*	8	74-7990	Pin	36	16	1
74-6900	Insert-Valve (2.850mm)	37	*	8	74-7990	Pin-Spring	35	33	4
74-6910	Insert-Valve (2.875mm)	37	*	8	74-8000	Plug	35	34	2
74-6920	Insert-Valve (2.900mm)	37	*	8	74-8010	Guide-Dipstick	35	35	1
74-6930	Insert-Valve (2.925mm)	37	*	8	74-8030	Pin-Spring	35	37	1
74-6940	Insert-Valve (2.950mm)	37	*	8	74-8100	Gear-Pinion	36	4	1
74-6950	Insert-Valve (2.975mm)	37	*	8	74-8120	Key-Woodruff	36	6	2
74-6960	Insert-Valve (3.000mm)	37	*	8	74-8140	Cover	36	9	1
74-6970	Insert-Valve (3.025mm)	37	*	8	74-8150	Gasket-Cover	36	10	1
74-6980	Insert-Valve (3.050mm)	38	13	8	74-8170	Bearing Set (Std.)	36	12	2
74-6990	Insert-Valve (3.075mm)	38	*	8	74-8210	Thrust Bearing Set	36	*	2
74-7000	Insert-Valve (3.100mm)	38	*	8	74-8230	Crankshaft	36	14	1
74-7010	Insert-Valve (3.125mm)	38	*	8	74-8260	Flywheel	36	34	1
74-7020	Insert-Valve (3.150mm)	38	*	8	74-8270	Pin	36	18	3
74-7030	Insert-Valve (3.175mm)	38	*	8	74-8290	Seal-#1 Bearing Cap	36	20	2
74-7040	Insert-Valve (3.200mm)	38	*	8	74-8300	Clip-Piston Pin	36	21	8
74-7050	Insert-Valve (3.225mm)	38	*	8	74-8310	Pin-Piston	36	22	4
74-7060	Insert-Valve (3.250mm)	38	*	8	74-8320	Piston Ring Set-0.20 mm	36	*	4
74-7070	Insert-Valve (3.275mm)	38	*	8	74-8330	Piston Ring Set-0.50 mm	36	*	4
74-7080	Insert-Valve (3.300mm)	38	*	8	74-8340	Piston Ring Set-0.80 mm	36	*	4
74-7090	Insert-Valve (3.325mm)	38	*	8	74-8380	Bearing-Connecting Rod	36	27	4
74-7100	Insert-Valve (3.350mm)	38	*	8	74-8420	Piston Set-Stage #1	36	29	1
74-7110	Insert-Valve (3.375mm)	38	*	8	74-8430	Piston Set-Stage #2	36	*	1
74-7120	Insert-Valve (3.400mm)	38	*	8	74-8440	Piston Set-Stage #3	36	*	1
74-7130	Insert-Valve (3.425mm)	38	*	8	74-8610	Pin	46	7	2
74-7140	Insert-Valve (3.450mm)	38	*	8	74-8610	Pin	48	8	2
74-7150	Insert-Valve (3.475mm)	38	*	8	74-8630	Bushing-Flange	46	8	1
74-7160	Insert-Valve (3.500mm)	38	*	8	74-8650	Journal	46	12	1
74-7170	Insert-Valve (3.550mm)	38	*	8	74-8670	Union-Inlet	46	13	1
74-7180	Insert-Valve (3.625mm)	38	*	8	74-8680	Gasket	46	14	2
74-7190	Insert-Valve (3.700mm)	38	*	8	74-8710	Washer	46	16	1
74-7200	Insert-Valve (3.775mm)	38	*	8	74-8710	Washer-E.T.L.W.	50	9	1
74-7210	Insert-Valve (3.850mm)	38	*	8	74-8750	Pipe	47	12	1
74-7220	Insert-Valve (3.925mm)	38	*	8	74-8770	Plug	47	10	1
74-7230	Insert-Valve (4.000mm)	38	*	8	74-8830	Belt	40	18	1
74-7240	Collar-Split	37	12	16	74-8870	Gasket	46	21	2
74-7260	Bolt-Head	38	29	10	74-8900	Washer-Flat	37	7	6
74-7270	Washer-Flat	38	28	10	74-8920	Washer-Copper	21	9	4
74-7300	Pan-Oil	35	23	1	74-9100	Pad-Pedal, Forward	6	14	1
74-7310	Plug-Threaded	35	20	1	74-9110	Pad-Pedal, Reverse	6	17	1
74-7320	Gasket	35	19	1	75-0610	Tread-Foot, RH	2	*	1
74-7330	Screw-HH	35	25	23	75-0620	Tread-Foot, LH	2	43	1
74-7380	Gasket-Oil Pan	35	21	1	75-0630	Tread-Foot, Center	2	44	1
74-7400	Tube	39	41	1	75-0920	Cartridge-Relief 3000 psi	66	13	1
74-7420	Ball	39	45	4	75-0920	Cartridge-Relief 3000 psi	76	16	1
74-7430	Chamber-Turbulence	39	46	4	75-1010	Switch	12	20	1
74-7440	Chamber-Turbulence	39	*	4	75-1370	Cable-Battery, Positive	51	9	1
74-7450	Seat-Intake Valve	39	48	4	75-1370	Cable-Battery, Positive	34	17	1
74-7460	Seal-Intake Valve	39	*	4	75-1390	Cover-Access, Front	2	39	1
74-7480	Valve-Intake	39	49	4	75-1410	Plate-Access, Floor	2	40	1
74-7560	Washer-Spring	38	16	3	75-1430	Pedal-Brake, RH	6	40	1
74-7600	Plug	37	4	4	75-1440	Pedal-Brake, LH	6	35	1
74-7630	Gasket-Valve Cover	38	18	1	75-1470	Pin-Pivot, Brake	6	46	1
74-7640	Cover-Valve	38	19	1	75-1490	Rod-Brake, Park	4	54	1
74-7650	Washer-Flat	38	20	3	75-2080	Kit-Seal	66	*	5
74-7670	Head Bolt & Washer Set	39	*	1	75-2080	Kit-Seal	76	*	7
74-7770	Hose-Crankcase	35	11	1	75-2120	Shaft With Clevis	69	12	1

*Not Illustrated

TORO PART NUMBER INDEX (Cont.)

3319-916

Part No.	Description	Pg. No.	Ref. No.	Qty.	Part No.	Description	Pg. No.	Ref. No.	Qty.
75-2810	Bracket-Column, Steering	3	16	1	76-6910	Kit-Rotating	30	16	1
75-2970	Pedal-Traction	6	16	1	76-6910	Kit-Rotating	29	17	1
75-3270	Hub-Pivot, Traction	6	6	1	76-6930	Shaft-Drive, Straight	31	3	1
75-3400	Shaft-Pivot, Seat	7	20	1	76-6950	Race-Thrust	29	5	2
75-3480	Weldment-Upper	9	23	1	76-6950	Race-Thrust	30	5	2
75-3510	Bolt-Shoulder	9	26	2	76-6950	Race-Thrust	31	5	2
75-3530	Spring-Compression	9	3	1	76-6950	Race-Thrust	23	51	1
75-3540	Pin-Roll	9	6	1	76-6960	Bearing-Thrust	29	6	1
75-3550	Bumper-Seat	9	7	2	76-6960	Bearing-Thrust	30	6	1
75-3580	Plate-Mounting, Seat	9	2	1	76-6960	Bearing-Thrust	31	6	1
75-3680	Rod-Seat	8	23	1	76-6960	Bearing-Thrust	23	52	1
75-3710	Dipstick	16	8	1	76-6970	Insert-Camplate	31	15	1
75-3860	Fender-LH	2	36	1	76-6970	Insert-Camplate	30	17	1
75-4360	Bracket-Suspension, Seat	7	15	1	76-6970	Insert-Camplate	29	18	1
75-4370	Bracket-Seat	7	10	1	76-6980	O-Ring	31	9	1
75-5190	Decal-No Riders	12	13	1	76-6980	O-Ring	29	10	1
75-5190	Decal-No Riders	2	35	1	76-6980	O-Ring	30	10	1
75-5350	Pin-Cylinder, Slide	67	31	3	76-7000	Ring-Retaining	29	4	2
75-5740	Box-Control	13	53	1	76-7000	Ring-Retaining	30	4	2
75-5780	Hinge-Cover	2	47	1	76-7000	Ring-Retaining	31	4	2
75-5780	Hinge-Cover	13	54	1	76-7000	Ring-Retaining	23	50	2
75-5810	Box-Tool	2	30	1	76-7010	Ring-Retaining	29	1	1
75-5890	Hose	67	9	2	76-7010	Ring-Retaining	30	1	1
75-6370	Cap-Sensor	67	37	1	76-7010	Ring-Retaining	31	1	1
75-6490	Lever	6	22	1	76-7010	Ring-Retaining	23	55	1
75-6510	Bracket-Lever	6	20	1	76-7020	Spacer	31	2	1
75-6550	Disc-Friction	6	19	1	76-7110	Plug	56	5	1
75-6580	Cable-Pedal	6	7	1	76-7110	Plug	58	26	4
75-6710	Decal-Fast/Slow	6	23	1	76-7120	Seal-Washer	56	6	1
75-6820	Hour Meter	13	51	1	76-7120	Seal-Washer	58	27	4
75-6840	Knob-Knurled	2	41	8	76-7140	Plug	56	9	1
76-1910	Shaft-Pivot	9	12	2	76-7160	Asm-Gear Case	57	*	1
76-1920	Bushing-Sleeve	9	9	4	76-7170	Case-Differential	57	3	1
76-1930	Knob-Tension Adjustment	9	19	1	76-7180	Pinion-Mate	57	10	2
76-1940	Spring-Extension	9	14	2	76-7190	Gear-Side	57	9	2
76-2940	Bumper-Rubber	9	8	2	76-7200	Shaft-Pinion	57	4	1
76-4260	Bushing	59	3	1	76-7210	Washer-Thrust	57	11	2
76-4910	Stud	46	26	3	76-7220	Washer-Thrust	57	8	2
76-4930	Washer	46	5	3	76-7230	Washer-Lock	57	5	4
76-4940	Gear-Pump, Injection	46	2	1	76-7240	Ring-Gear	57	2	1
76-4950	Nut	46	1	1	76-7250	Shaft-Drive	57	1	1
76-4990	Bracket	48	15	1	76-7260	Bolt	57	6	8
76-5010	Washer	40	23	3	76-7270	Pin-Spring	57	7	1
76-5010	Washer-Spring	48	2	1	76-7280	Bearing	57	12	2
76-5010	Washer-Spring	43	7	5	76-7290	Shim-0.1 mm	57	13	A/R
76-5060	Screw	48	1	1	76-7300	Shim-0.2 mm	57	*	A/R
76-5070	Asm-Oil Pump	43	1	1	76-7310	Shim-0.3 mm	57	*	A/R
76-5090	Spring-Piston	43	3	1	76-7320	Sleeve	55	4	1
76-5100	Bolt-Shoulder	43	5	1	76-7330	Bearing	55	1	1
76-5130	Stud	37	6	6	76-7340	Seal-Oil	55	6	1
76-5170	Chain-Pump Drive	43	13	1	76-7350	Bushing	55	7	1
76-5180	Washer-Copper	18	1	4	76-7360	O-Ring	55	10	1
76-5190	Fitting-Adjustable	18	2	2	76-7370	Bearing	55	11	1
76-5220	Element-Filter	18	5	1	76-7380	Washer	55	8	1
76-5260	Relay-Glow Plug	50	1	1	76-7390	Nut-Lock	55	9	1
76-5260	Relay-Glow Plug	8	28	1	76-7400	O-Ring	55	2	2
76-5290	Washer-Spring	50	4	4	76-7410	Shim-0.1 mm	55	3	A/R
76-5300	Asm-Filter, Fuel	17	22	1	76-7420	Shim-0.2 mm	55	*	A/R
76-5310	Washer-E.T.L.W.	50	7	1	76-7430	Shim-0.4 mm	55	*	A/R
76-5320	Sensor-Water	18	9	1	76-7470	Pipe	56	8	1
76-5440	Screw	38	17	2	76-7480	Plug-Vent	56	7	1
76-5500	Screw	45	6	5	76-7490	Shaft-Differential	57	14	2
76-5520	Holder-Injector	47	5	4	76-7500	Bearing	57	15	4
76-5530	Gasket-Injector	47	3	4	76-7510	Pinion-14T	58	10	2
76-5540	Plug	47	2	4	76-7510	Pinion-14T	57	17	2
76-5570	Washer-Lock	49	2	2	76-7520	Shim-0.1 mm	57	16	A/R
76-5590	Sleeve-Spring	49	4	1	76-7530	Shim-0.2 mm	57	*	A/R
76-5600	Asm-Holder, Injector	47	14	4	76-7540	Shim-0.4 mm	57	*	A/R
76-6910	Kit-Rotating	31	14	1	76-7550	Ring-Retaining	57	18	2

*Not Illustrated

TORO PART NUMBER INDEX (Cont.)

Part No.	Description	Pg. No.	Ref. No.	Qty.	Part No.	Description	Pg. No.	Ref. No.	Qty.
76-7560	Case-Gear	58	1	2	77-3790	Plug-Drain	35	26	1
76-7580	O-Ring	57	19	4	77-4000	Shim Set	57	*	1
76-7590	Spacer	57	20	2	77-4010	Shim Set	55	*	1
76-7600	Bolt-Reamer	57	21	2	77-4020	Shim Set	57	*	1
76-7610	Bolt	57	23	6	77-4030	Shim Set	58	*	1
76-7620	Washer-Lock	57	22	8	77-4040	Shim Set	59	*	1
76-7630	Holder-25 mm R.H.	58	*	1	77-4050	Shim Set	59	*	1
76-7640	Bolt	58	5	8	80-4860	Pin-Clevis	9	1	1
76-7640	Bolt	58	28	20	80-8660	Spacer	64	9	2
76-7650	Shaft-Final Drive	58	2	2	82-3740	Cooler-Oil	32	21	1
76-7660	Holder-20 mm L.H.	58	4	1	82-5050	Screw-HH	19	26	2
76-7670	Bearing	58	3	4	82-5120	Adapter-Pump To Engine	34	47	1
76-7680	Case-Final Drive	58	8	2	82-6490	Asm-Hose	75	1	1
76-7700	Shim-0.8 mm	59	25	A/R	82-6490	Asm-Hose	67	28	1
76-7710	Bolt	59	8	2	82-8170	Clamp	67	1	6
76-7720	Nut	59	9	4	82-9060	Adjuster W/Handle	9	13	1
76-7730	Bushing	58	7	2	83-6780	Pin-Cylinder	67	23	2
76-7740	Seal-Oil	58	6	2	83-6790	Pin-Short, Cylinder	67	39	1
76-7750	Pinion-15T	58	11	2	83-7430	Decal-Danger	79	2	1
76-7760	Shim-1.0 mm	59	*	A/R	84-1710	Piston	70	4	1
76-7770	Cover	58	9	2	84-1710	Piston	74	5	1
76-7780	Shim-1.2 mm	59	*	A/R	84-1740	Shaft With Clevis	70	12	1
76-7790	Shim-1.4 mm	59	*	A/R	84-1760	Kit-Seal Repair	70	*	1
76-7810	Holder-Bearing	58	19	2	84-1760	Kit-Seal repair	74	*	1
76-7820	Shim-1.0 mm	59	5	A/R	84-2780	Decal-No Step (Japan)	67	5	2
76-7830	Shaft-Wheel	58	21	2	84-2860	Decal-Fuel, Diesel (Japan)	2	34	1
76-7840	Gear-Bevel	58	13	2	84-3420	Decal-No Riders (Japan)	12	13	1
76-7870	Seal-Oil	58	20	2	84-3420	Decal-No Riders (Japan)	2	35	1
76-7880	Spacer	58	15	2	84-3500	Decal -Fast/Slow (Japan)	6	23	1
76-7890	Shim-0.15 mm	58	14	A/R	84-4300	Decal-Warning (Japan)	79	2	1
76-7900	Shim-0.2 mm	58	*	A/R	85-4470	Potentiometer	13	52	1
76-7910	Shim-0.4 mm	58	*	A/R	85-4480	Knob	13	45	1
76-7920	Ring-Retaining	58	16	2	85-4730	Decal-Hydraulic Oil Only	1	5	1
76-7930	Ring-Retaining	58	17	2	85-4750	Display-Diagnostic ACE	10	2	1
76-7950	Bushing	59	4	1	85-6910	Decal-EEC 86 DBA	8	16	1
76-7960	Fitting-Grease	59	21	2	86-2990	Mount-Cable, Throttle	34	20	2
76-7960	Fitting-Grease	58	30	2	86-5390	Kit-Seal	60	*	1
76-7970	Shim-1.4 mm	59	*	A/R	86-5910	Tire	61	28	2
76-7980	Shim-1.2 mm	59	*	A/R	86-5910	Tire	53	33	2
76-7990	Shim-.08 mm	59	*	A/R	86-7330	Kit-Seal Repair	69	*	1
76-8000	Bolt	59	6	4	86-7330	Kit-Seal Repair	71	*	1
76-8010	Washer	59	7	2	86-7330	Kit-Seal repair	73	*	1
76-8020	Rod-Tie	59	22	1	87-5100	Washer-Snubbing	34	2	3
76-8030	Asm-L.H. Rod End	59	10	1	87-6270	Socket-Light	13	*63	4
76-8040	Nut-L.H.	59	24	1	87-6620	Screw-Torx Pan Hd.	3	31	2
76-8050	Asm-R.H. Rod End	59	16	1	88-0440	Decal-Floor Plate	67	21	1
76-8060	Nut-R.H.	59	23	1	88-1550	Stop-Axle	54	66	2
76-8070	Adapter	55	12	1	88-1900	Decal-Floor Plate (Japan)	67	21	1
76-8350	Stop-Axle	61	10	2	88-1980	Decal-Hydraulic Oil	1	5	1
76-8350	Stop-Axle, 4WD	53	5	2	88-3870	Cover	3	20	1
76-8750	Plate - Warning, Fan	33	57	1	88-6980	Cartridge-N.C. Poppet	66	10	1
76-9060	Gauge-Temperature	12	33	1	88-6980	Cartridge-N.O. Poppet	76	17	1
77-2870	Weldment-Hanger	9	18	1	88-6990	Cartridge-N.C.	76	7	2
77-3300	Stud	42	1	6	88-6990	Cartridge-N.C. Spool	66	7	1
77-3310	Gasket	42	2	2	88-9190	Solenoid-20 Watt	66	1	4
77-3320	Nut-Hex	42	5	6	88-9190	Solenoid-20 Watt	76	1	7
77-3340	Manifold-Exhaust	42	3	1	88-9200	Solenoid-28 Watt	66	8	1
77-3400	Camshaft	40	5	1	88-9200	Solenoid-28 Watt	76	10	1
77-3410	Key	40	4	1	92-1180	Asm-Seat	7	5	1
77-3420	Gasket	40	3	1	92-3071	Solenoid	76	8	1
77-3440	Screw	40	1	2	92-5720	Controller-Solid State	75	35	1
77-3450	Washer	40	2	2	92-5833	Spacer-Ball Joint	61	45	1
77-3470	Screw	43	10	1	92-5833	Spacer-Ball Joint	53	46	2
77-3490	Screw	43	11	1	92-5836	Washer-Axle	54	50	1
77-3510	Spring	40	14	1	92-5837	Asm-Rod End	62	60	1
77-3520	Cup	40	13	1	92-5838	Ball Joint	54	62	1
77-3600	Plate-Closing	51	47	1	92-5839	Ball Joint	61	38	1
77-3620	Retainer-Cover	32	25	2	92-5839	Ball Joint	53	45	1
77-3700	Gasket-Exhaust, Manifold	34	37	1	92-5844	Spacer-Ball Joint	53	47	1

*Not Illustrated

TORO PART NUMBER INDEX (Cont.)

3319-916

Part No.	Description	Pg. No.	Ref. No.	Qty.	Part No.	Description	Pg. No.	Ref. No.	Qty.
92-6315	Cartridge-N.C. Poppet	76	18	1	92-7505	Screen	32	24	1
92-6533	Kit-Cushion	7	24	1	92-7511	Hood	1	18	1
92-6534	Shell	7	22	1	92-7516	Bracket-Support, Cooler	32	19	1
92-7374	Shroud-Fan RH	32	10	1	92-7519	Bracket-Block, Manifold	75	26	1
92-7375	Shroud-Fan LH	32	44	1	92-7520	Cable-Throttle	8	4	1
92-7381	Tube-Water, Return	34	41	1	92-7521	Hose-Fuel	17	21	1
92-7382	Cover-Manifold	34	38	1	92-7521	Hose-Fuel	34	25	1
92-7385	Motor-Planetary	26	38	1	92-7522	Hose-Fuel	17	6	1
92-7386	Motor-Hydraulic	53	20	1	92-7525	Fitting-Hose	16	24	1
92-7387	Motor-Hydraulic	77	3	5	92-7526	Fitting-Hydraulic, Suction	19	38	1
92-7388	Support-Radiator	32	45	1	92-7527	Strainer-Suction	16	34	1
92-7396	Mount-Cable	8	3	1	92-7528	Decal-HOC Selector	12	17	1
92-7414	Assembly-Brake, RH	26	50	1	92-7529	Asm-Cable, Brake RH	6	*	1
92-7415	Asm-Complete	27	*	1	92-7530	Asm-Cable, Brake LH	6	30	1
92-7415	Asm-Drive, Planetary	25	29	2	92-7530	Cable-Brake, LH	25	26	1
92-7416	Strap-Radiator	32	42	1	92-7531	Tube-Control, Pump	6	1	1
92-7417	Asm-Brake, LH	25	28	1	92-7531	Tube-Rod, Control	19	14	1
92-7418	Asm-Block, Control	75	13	1	92-7532	Decal-RM6500D	1	17	2
92-7419	Asm-Block, Manifold	64	42	1	92-7534	Assembly-Hose	53	31	1
92-7420	Asm-Cylinder, Hyd. #3	72	15	1	92-7535	Asm-Hose, Oil Cooler	32	29	2
92-7421	Asm-Cylinder, Hyd. LH	72	29	1	92-7536	Asm-Hose, Rear Motor	53	9	1
92-7422	Tank-Fuel	17	16	1	92-7537	Asm-Hose, Rear Motor	53	10	1
92-7424	Hose-Overflow, Radiator	51	25	1	92-7538	Asm-Hose	53	41	1
92-7424	Hose-Radiator, Overflow	32	6	1	92-7539	Asm-Hose	53	40	1
92-7425	Support-Mount, Engine	34	6	1	92-7540	Decal-ROPS	79	3	1
92-7426	Mount-Motor	34	43	1	92-7543	Decal-Diagnostic ACE	10	1	1
92-7429	Mount-Motor, RH	34	14	1	92-7548	Pin-Cylinder	72	19	2
92-7455	Plate-Bulkhead	25	16	1	92-7550	Fitting-Tee, Bulkhead	25	7	2
92-7456	Pin	72	14	2	92-7551	Cap-Fitting	16	25	1
92-7463	Hose-Radiator, Lower	32	18	1	92-7552	Bracket-Bulkhead	54	60	1
92-7463	Hose-Radiator, Lower	34	36	1	92-7553	Asm-Tube, Rear Drain	53	27	1
92-7465	Hose-Suction	16	22	1	92-7553	Asm-Tube, Rear Drain	65	51	1
92-7465	Hose-Suction	19	40	1	92-7555	Asm-Hose	77	7	4
92-7466	Clutch-Fan	34	31	1	92-7556	Asm-Hose	77	1	1
92-7472	Asm-Tube, Rear	53	3	1	92-7557	Asm-Tube	75	19	1
92-7473	Asm-Tube, Rear	53	4	1	92-7557	Asm-Tube, Cooler Front	64	40	1
92-7473	Asm-Tube, Rear	25	14	1	92-7558	Asm-Tube, Cooler	32	41	1
92-7474	Assembly-Tube, Front	25	9	1	92-7558	Asm-Tube, Cooler Rear	64	36	1
92-7475	Assembly-Tube, Traction	26	51	1	92-7559	Asm-Hose	77	8	2
92-7476	Assembly-Tube, Traction	26	48	1	92-7560	Asm-Hose	77	2	1
92-7477	Asm-Tube, Motor Drain	25	18	1	92-7562	Asm-Hose	75	2	1
92-7478	Asm-Tube, Motor RH	26	44	1	92-7562	Asm-Hose	68	52	1
92-7478	Tube-Motor, RH	16	30	1	92-7564	Asm-Hose	67	12	1
92-7479	Asm-Tube	75	10	1	92-7564	Asm-Hose	75	42	1
92-7483	Nut-Lug	25	4	16	92-7565	Asm-Hose	75	41	1
92-7484	Asm-Hose	19	12	1	92-7565	Asm-Hose	67	51	1
92-7485	Asm-Hose	25	20	1	92-7584	Asm-Tube	64	5	1
92-7485	Asm-Hose	19	33	1	92-7585	Asm-Tube	64	22	1
92-7486	Asm-Hose	25	19	1	92-7591	Asm-Tube	75	12	1
92-7487	Asm-Tube	26	42	1	92-7591	Asm-Tube, P2A	65	43	1
92-7488	Asm-Hose	26	43	1	92-7594	Asm-Hose	61	7	1
92-7489	Hose-Return	16	13	1	92-7595	Asm-Hose	61	8	1
92-7489	Hose-Return	19	19	1	92-7598	Asm-Tube, Front Drain	65	50	1
92-7490	Asm-Hose, Filter	19	25	1	92-7598	Asm-Tube, Frt. Drain	25	32	1
92-7490	Hose-Filter	16	16	1	92-7604	Pin-Stop	54	53	1
92-7491	Asm-Hose	19	11	1	92-7604	Pin-Stop	62	54	1
92-7491	Asm-Hose	75	16	1	92-7606	Bracket-Bulkhead	4	51	1
92-7492	Asm-Hose	19	36	1	92-7608	Bracket-Spring	6	12	1
92-7492	Asm-Hose	64	41	1	92-7609	Shaft-Spring	6	45	1
92-7493	Asm-Tube, Filter	32	39	1	92-7610	Retainer-Spring	6	42	1
92-7493	Hose-Filter	16	20	1	92-7622	Asm-Hose, Steering	19	35	1
92-7494	Asm-Tube Steering Rear	4	50	1	92-7622	Hose-Steering	4	49	1
92-7494	Asm-Tube, Steering	53	29	1	92-7623	Bumper (Model 03801)	32	36	1
92-7494	Asm-Tube, Steering Rear	62	59	1	92-7631	Sealstrip-Screen	32	22	1
92-7494	Asm-Tube, Steering, Rear	65	48	1	92-7633	Strip-Bumper, Hood	1	16	1
92-7495	Asm-Tube, Steering	53	28	1	92-7634	Asm-Hose, Traction	25	15	1
92-7495	Asm-Tube, Steering Rear	3	47	1	92-7634	Asm-Hose, Traction	19	34	1
92-7495	Asm-Tube, Steering Rear	62	56	1	92-7636	Asm-Hose	72	23	1
92-7495	Asm-Tube, Steering, Rear	65	49	1	92-7638	Asm-Hose	72	25	1

*Not Illustrated

TORO PART NUMBER INDEX (Cont.)

Part No.	Description	Pg. No.	Ref. No.	Qty.	Part No.	Description	Pg. No.	Ref. No.	Qty.
92-7638	Asm-Hose	64	1	1	93-6668	Decal-Charging (Europe)	51	51	1
92-7639	Asm-Hose	72	27	1	93-6680	Decal-Fuel, Diesel (Europe)	2	34	1
92-7639	Asm-Hose	64	37	1	93-6681	Plate-Warning	32	15	1
92-7645	Fitting-Hydraulic 90°	25	8	1	93-6686	Decal-Hydraulic Oil	1	5	1
92-7646	Fitting-Hydraulic 45°	54	57	1	93-6687	Decal-No Step (Europe)	67	5	2
92-7647	Asm-Tube, Drain	64	12	1	93-6689	Decal-No Riders (Europe)	12	13	1
92-7648	Asm-Hose	64	2	1	93-6689	Decal-No Riders (Europe)	2	35	1
92-7649	Asm-Hose	77	18	4	93-6693	Decal-Floor Plate (Europe)	67	21	1
92-7649	Asm-Hose	64	20	4	93-6699	Decal-Fast/Slow (Europe)	6	23	1
92-7787	Pulley-Camshaft	40	26	1	93-7247	Washer-Thrust	53	6	1
92-7791	Seal-Valve	39	52	8	93-7247	Washer-Thrust	62	55	1
92-7792	Guide-Valve (14.29mm)	39	47	8	93-7252	Decal-(Europe)	2	57	1
92-7793	Guide-Valve (14.59mm)	39	*	8	93-7276	Decal-Danger (Europe)	51	52	1
92-7794	Valve-Exhaust	39	50	4	93-7450	Spindle	27	1	1
92-7795	Seat-Exhaust Valve	39	51	4	93-7451	Cone-Bearing	27	3	1
92-8001	Sensor-Switch, Reed	7	13	1	93-7452	Cup-Bearing	27	4	1
92-8002	Sensor-Switch, Reed	67	35	1	93-7453	Housing	27	6	1
92-8020	Adapter-Breather	16	35	3	93-7454	Screw-HH	27	25	18
92-8753	Magnet-Switch, Reed	7	11	1	93-7455	Stud-Wheel	27	5	8
92-8754	Magnet-Switch, Reed	67	34	1	93-7456	Gear-Ring	27	18	1
92-9651	Asm-Hub	61	25	2	93-7457	Spacer-Input	27	16	1
92-9652	Stud-Drive	61	36	10	93-7458	Plate-Cover	27	15	1
92-9724	Spindle-RH	61	*	1	93-7459	Ring-Retaining, External	27	19	1
92-9725	Spindle-LH	61	21	1	93-7460	Washer-Thrust	27	17	1
93-0096	Decal-ACE	2	31	2	93-7461	Plug-Pipe	27	13	2
93-0307	Nut-Retainer	61	32	2	93-7462	Ring-Retaining, Internal	27	14	1
93-0309	Washer-Tab	61	31	2	93-7463	Gear-Sun	27	20	1
93-1261	Decal-Console (Europe)	13	40	1	93-7464	Gear-Sun	27	21	1
93-1262	Decal-Hillside (Europe)	2	28	1	93-7465	Washer-Thrust	27	22	1
93-1263	Decal-Tower (Europe)	3	23	1	93-7466	Pin-Dowel	27	24	2
93-1264	Decal-Switch, Backlap	75	24	1	93-7467	Ring-Retaining, External	27	10	1
93-1265	Decal-Hot Surface (Europe)	51	1	1	93-7468	Washer-Thrust	27	9	1
93-1266	Decal-Fuses (Europe)	13	58	1	93-7469	Cone-Bearing	27	8	1
93-1268	Decal-HOC Selector	12	17	1	93-7470	Cup-Bearing	27	7	1
93-2175	Asm-Pump, Gear	19	4	1	93-7471	Shaft-Input	27	23	1
93-2650	Cylinder-Hydraulic	67	38	1	93-7472	Asm-Carrier, Secondary	27	11	1
93-3102	Cap-Fuel, Diesel	17	10	1	93-7473	Asm-Carrier, Primary	27	12	1
93-3163	Spring	9	28	1	93-7474	Kit-Seal	27	2	1
93-3164	Cap	9	27	2	93-7476	Motor-Hydraulic W/Sensor	26	49	1
93-3165	Bracket	9	29	1	93-7480	Bulb-LED	3	29	1
93-3625	Spring-Return, Joystick	13	62	1	93-7483	Light-Warning Bank	12	32	1
93-4201	Asm-Hose	77	19	2	93-7484	Light-Warning Bank	12	31	1
93-4201	Asm-Hose	64	21	2	93-7485	Asm-Filter, Air	51	41	1
93-4205	Asm-Tube, Drain	64	15	1	93-7487	Switch-Toggle	75	31	1
93-4206	Asm-Tube, Drain	64	15	1	93-7488	Tank-Hydraulic	16	1	1
93-4207	Fitting-Tee	51	18	1	93-7489	Valve-Control, Flow	75	6	1
93-4208	Strip-Seal, Screen	32	27	1	93-7491	Cartridge-Pilot Check	76	2	1
93-4213	Asm-Speedometer	3	22	1	93-7491	Cartridge-Pilot Check	66	14	1
93-4215	Hose-Radiator, Upper Rear	32	5	1	93-7492	Cartridge-Relief 2300 psi	76	4	1
93-4215	Hose-Radiator, Upper Rear	34	22	1	93-7494	Cartridge-N.O. Poppet	76	13	2
93-4215	Hose-Radiator, Upper Rear	51	29	1	93-7494	Cartridge-N.O. Poppet	66	15	2
93-4216	Asm-Tube	77	14	1	93-7498	Plug-Plastic	16	6	1
93-4216	Asm-Tube	75	40	1	93-7499	Gasket-Flange	16	2	1
93-4217	Asm-Tube	77	26	1	93-7524	O-Ring	72	3	2
93-4217	Asm-Tube	75	39	1	93-7524	O-Ring	67	47	3
93-4219	Asm-Tube, #1 Bulkhead	77	17	1	93-7551	Cylinder-Hydraulic	67	13	1
93-4222	Asm-Tube, Drain Return	77	16	1	93-7553	Seal-Hood	32	13	1
93-4222	Asm-Tube, Drain Return	75	37	1	93-7554	Decal-Tower	3	23	1
93-4223	Asm-Tube, Front Drain	77	15	1	93-7555	Cylinder-Hydraulic	68	59	1
93-4224	Absorber-Shock	72	7	2	93-7579	Fender-RH	1	3	1
93-4224	Absorber-Shock	67	16	3	93-7582	Hose	1	20	1
93-4233	Asm-Engine	34	16	1	93-7584	Hose-Intake	32	11	1
93-4234	Screw-Socket Hd.	72	35	2	93-7584	Hose-Intake	51	40	1
93-4234	Screw-Socket Hd.	67	42	3	93-7587	Bracket-Fuse Block	13	49	1
93-4246	Pin-Shock	72	12	2	93-7588	Cover-Tank	16	3	1
93-5835	Screw-Purge	46	28	1	93-7589	Hose-Overflow	51	28	1
93-5856	Valve-Solenoid	46	17	1	93-7591	Hose-Return	51	24	1
93-5986	Asm-Cover	52	4	1	93-7592	Tread-Footrest	2	42	2
93-6028	Plate-Logo, Toro	32	26	1	93-7594	Spacer-Tubular	34	21	1

*Not Illustrated

TORO PART NUMBER INDEX (Cont.)

3319-916

Part No.	Description	Pg. Ref. No. No. Qty.	Part No.	Description	Pg. Ref. No. No. Qty.
93-7595	Asm-Box, Battery	51 7 1	93-9162	Filter-Primary	52 3 1
93-7597	Fitting-SAE	75 7 1	93-9163	Filter-Safety	52 6 1
93-7598	Lever-Throttle	8 10 1	93-9164	Indicator	52 1 1
93-7773	Bolt	55 5 4	93-9164	Indicator-Service	51 37 1
93-7775	Bearing	58 18 2	93-9165	Decal-Instr. Service, 2WD	1 27 1
93-7778	Housing-Axle A	56 1 1	93-9166	Decal-Instr. Service, 4WD	2 27 1
93-7779	Housing-Axle B	56 3 1	93-9167	Decal-Console	13 40 1
93-7780	Axle-4WD	53 32 1	93-9176	Dipstick-Oil	35 3 1
93-7781	Washer	56 10 8	93-9176	Dipstick-Peugeot	34 51 1
93-7782	Screw-HHF	56 4 8	93-9177	Decal-Warning, Hillside	2 28 1
93-7783	Ring-Retaining	59 11 2	93-9178	Muffler	51 35 1
93-7784	Cover	59 12 2	93-9180	Cover-Box, Tool	1 26 1
93-7785	Nut-Slotted	59 13 2	93-9181	Knuckle-Pivot	72 37 2
93-7786	Fitting-Grease	59 17 2	93-9181	Knuckle-Pivot	67 44 3
93-7787	Bushing-Flange	56 2 2	93-9184	Decal-Rear Manifold Block	8 19 1
93-7840	Decal-Cap (Europe)	51 53 1	93-9191	Lift Arm #2	72 * 1
93-7960	Spacer	67 2 6	93-9192	Lift Arm #3	72 6 1
93-7961	Clamp-Drain, Case	67 3 3	93-9193	Lift Arm #4	67 32 1
93-7966	Shaft-Splined, Brake	25 31 2	93-9194	Lift Arm #5	67 6 1
93-7968	Pad-Foam, Battery	51 11 1	93-9197	Decal-Switch, Backlap	75 24 1
93-7970	Form-Wire, Hose Mount	75 28 1	93-9198	Decal-Hot Surface	51 1 1
93-7972	Ring-Retaining	25 30 4	93-9425	Decal-Danger (Europe)	2 55 1
93-7974	Plate-Battery, Box	51 5 1	93-9426	Decal-Danger	2 55 1
93-7974	Plate-Box, Battery	17 1 1	93-9783	O-Ring	77 28 10
93-7976	Ring-Retaining	28 9 1	94-1402	Plug	64 14 4
93-7977	Seal	28 2 1	94-1403	Fitting-Hydraulic	64 38 1
93-7978	Rod-Pull	28 3 1	94-1408	Wireform-Overflow	51 19 1
93-7979	Pin-Cotter, Hair	28 6 2	94-1410	Holder-Can, Beverage	2 53 1
93-7980	Link	28 5 2	94-1411	Cable-Battery, Negative	51 10 1
93-7981	Disc-Rotating	28 8 3	94-1414	Valve-Vacuator	52 5 1
93-7982	Actuator	28 11 1	94-1416	Adapter-Indicator	51 36 1
93-7983	Pin-Clevis	28 4 2	94-1416	Asm-Adaptor	52 7 1
93-7984	Gasket	28 10 1	94-1417	Cover-Box, Control	13 41 1
93-7985	Ball	28 13 3	94-1418	Hose-Radiator, Upper	34 12 1
93-7986	Disc-Stationary	28 7 4	94-1421	Coupling-Center, Spring	34 15 1
93-7987	Spring-Extension	28 12 3	94-1422	Spacer-Coupler	34 49 3
93-7989	Shaft W/Clevis	73 7 1	94-1425	Bar-Lift, Center	67 27 1
93-7989	Shaft W/Clevis	74 7 1	94-1430	Bearing-Flange	72 11 8
93-7990	Head	69 10 1	94-1430	Bushing-Flange	67 15 12
93-7990	Head	71 10 1	94-1445	Strap-Battery	51 12 1
93-7990	Head	73 11 1	94-1446	Tube-Drain	16 26 1
93-7991	Collar	69 13 1	94-1447	Asm-Tube, Steering Ret.	75 38 1
93-7991	Collar	71 13 1	94-1447	Tube-Steering, Return	16 39 1
93-7991	Collar	73 13 1	94-1447	Tube-Steering, Return	3 43 1
93-7992	Asm.-Barrel	73 2 1	94-2617	Cover-Pump	1 21 1
93-7993	Head	70 10 1	94-2620	Head-Filter	16 18 1
93-7993	Head	74 11 1	94-2621	Element	16 21 1
93-7994	Collar	70 13 1	94-2624	Hose-Manifold	34 29 1
93-7994	Collar	74 13 1	94-2624	Hose-Manifold	51 39 1
93-7995	Asm-Barrel	74 2 1	94-2626	Plug-Orifice	66 17 1
93-7996	Cover-Tower	1 2 1	94-2630	Hose-Return	51 17 1
93-7998	Plate-Instrument	3 24 1	94-2636	Fitting-Hydraulic 90°	19 20 1
93-8050	Decal-Warning (Europe)	79 2 1	94-2637	Fitting-Hydraulic, Straight	19 18 1
93-8053	Decal-ECU Label (Europe)	75 43 1	94-2638	Nut-Push On	32 23 4
93-8073	Decal-Blank (Europe)	79 3 1	94-2643	Frame-ROPS	79 7 1
93-8497	Gauge-Fuel	12 27 1	94-2644	Shaft With Clevis	71 12 1
93-8742	Pad-Brake	6 29 2	94-2646	Decal-Warning (Europe)	32 15 1
93-8744	Rivet-Pop	2 46 3	94-2646	Guard-Fan (Europe)	32 50 1
93-8744	Rivet-Pop	13 56 3	94-2800	Cap-Radiator	51 22 1
93-9151	Fitting-Hydraulic 90°	77 21 3	94-2801	Grommet-Rubber	51 44 2
93-9152	Kit-Flange	78 * 1	94-2803	Bearing	58 12 2
93-9153	Kit-Seal	78 * 1	94-2806	Adaptor-Nut (Europe)	54 67 6
93-9154	Kit-Valve Block	78 * 1	94-2807	Adaptor-Nut (Europe)	62 62 6
93-9155	Velcro	1 7 2	94-2812	Grommet	51 46 2
93-9157	Velcro	79 4 4	94-2814	Kit-Exhaust Coupler	51 50 1
93-9159	Strap-Cover	79 9 2	94-2815	Sleeve-Exhaust Flange	51 49 1
93-9160	Cover-ROPS	79 6 1	94-2834	Bracket-Clamp	65 53 1
93-9161	Pin	72 1 2	94-2849	Muffler-Spark Arrestor	51 * 1
93-9161	Pin	67 46 3	94-2913	Decal-Rear Manifold (DK)	8 19 1

*Not Illustrated

TORO PART NUMBER INDEX (Cont.)

Part No.	Description	Pg. No.	Ref. No.	Qty.	Part No.	Description	Pg. No.	Ref. No.	Qty.
94-2914	Decal-Rear Manifold (NL)	8	19	1	94-3029	Screw	23	21	2
94-2915	Decal-Rear Manifold (SF)	8	19	1	94-3030	Washer	23	47	1
94-2916	Decal-Rear Manifold (F)	8	19	1	94-3031	Arm-Control	23	29	1
94-2917	Decal-Rear Manifold (D)	8	19	1	94-3032	Follower-Piston	23	33	1
94-2918	Decal-Rear Manifold (I)	8	19	1	94-3033	Plate-Cover	23	59	1
94-2919	Decal-Rear Manifold (J)	8	19	1	94-3034	Plate-Cover	23	43	1
94-2920	Decal-Rear Manifold (N)	8	19	1	94-3035	Ring-Lock	23	9	1
94-2921	Decal-Rear Manifold (P)	8	19	1	94-3036	Ring-Quad	23	3	1
94-2922	Decal-Rear Manifold (ES)	8	19	1	94-3037	Ring-Retaining	23	4	1
94-2923	Decal-Rear Manifold (S)	8	19	1	94-3038	Plug-Dump Valve	23	5	1
94-2924	Decal-Service (Danish)	2	27	1	94-3039	Kit-Seal	23	*	1
94-2925	Decal-Service (Dutch)	2	27	1	94-3040	Orifice-Valve, Control	23	31	3
94-2926	Decal-Service (Finnish)	2	27	1	94-3043	Switch	24	15	1
94-2927	Decal-Service (French)	2	27	1	94-3044	Kit-Seal	24	*	1
94-2928	Decal-Service (German)	2	27	1	94-3050	Plate-Spring	26	54	2
94-2929	Decal-Service (Italian)	2	27	1	94-3052	Weight-Wheel (Europe)	62	63	2
94-2930	Decal-Service (Japan)	2	27	1	94-3052	Weight-Wheel (Europe)	54	68	2
94-2931	Decal-Service (Norwegian)	2	27	1	94-3055	Cap-Lower, Joystick	12	3	1
94-2932	Decal-Service (Portuguese)	2	27	1	94-3056	Snap Ring-Joystick	12	4	1
94-2933	Decal-Service (Spanish)	2	27	1	94-3057	Spring-Compression	12	5	1
94-2934	Decal-Service (Swedish)	2	27	1	94-3058	Cap-Upper, Joystick	12	6	1
94-2935	Decal-Service (Danish)	1	27	1	94-3059	Tube-Steering, RH	3	6	1
94-2936	Decal-Service (Dutch)	1	27	1	94-3060	Tube-Steering, Front LH	3	13	1
94-2937	Decal-Service (Finnish)	1	27	1	94-3061	Tube-Steering, Front, In	3	7	1
94-2938	Decal-Service (French)	1	27	1	94-3062	Tube-Steering, Front, Out	3	14	1
94-2939	Decal-Service (German)	1	27	1	94-3063	Extension-Stem, Valve	62	66	2
94-2940	Decal-Service (Italian)	2	27	1	94-3063	Extension-Stem, Valve	54	71	2
94-2941	Decal-Service (Japan)	2	27	1	94-3077	Plug-Orifice	76	20	1
94-2942	Decal-Service (Norwegian)	2	27	1	94-3084	Bumper (Model 03800)	32	36	1
94-2943	Decal-Service (Portuguese)	2	27	1	94-3088	Spring-Brake	26	55	2
94-2944	Decal-Service (Spanish)	2	27	1	94-3090	Harness-Wire, Main	3	8	1
94-2945	Decal-Service (Swedish)	2	27	1	94-3090	Harness-Wire, Main	34	18	1
94-3000	Asm.-Backplate	31	8	1	94-3090	Harness-Wire, Main	75	30	1
94-3001	Housing	31	16	1	94-3090	Harness-Wire, Main	8	32	1
94-3002	Screw-HH	31	7	6	94-3090	Harness-Wire, Main	65	45	1
94-3002	Screw-HH	29	8	6	94-3090	Harness-Wire, Main	26	47	1
94-3002	Screw-HH	30	8	6	94-3090	Harness-Wire, Main	13	61	1
94-3003	Plate-Valve	31	13	1	94-3091	Decal-Fuses (Japan)	13	58	1
94-3003	Plate-Valve	30	15	1	94-3098	Gear-Driven	53	25	1
94-3003	Plate-Valve	29	16	1	94-3099	Gear-Driver	53	23	1
94-3004	Shaft-Drive, Splined	29	7	1	94-3100	Asm-Short Block	35	36	1
94-3004	Shaft-Drive, Splined	30	7	1	94-3101	Gasket Set	35	*	1
94-3005	Asm-Backplate	29	9	1	94-3102	Pin	35	14	2
94-3005	Asm-Backplate	30	9	1	94-3103	Plug-Threaded	35	44	1
94-3006	Housing	30	18	1	94-3104	Plug-Threaded	35	43	2
94-3006	Housing	29	19	1	94-3105	Plug-Drain	35	38	1
94-3007	Washer	29	3	1	94-3106	Gasket	35	42	2
94-3007	Washer	30	3	1	94-3107	Gasket	35	24	2
94-3007	Washer	23	53	1	94-3108	Plug-27.5 mm Dia.	35	*	8
94-3008	Seal-Shaft	29	2	1	94-3108	Plug-27.5 mm Dia.	38	*	2
94-3008	Seal-Shaft	30	2	1	94-3109	Plug-28.5 mm Dia.	35	*	9
94-3008	Seal-Shaft	23	54	1	94-3109	Plug-28.5 mm Dia.	38	*	2
94-3009	Asm-Plug	29	11	1	94-3110	Stud	35	45	1
94-3010	Sensor-Speed Pickup	30	11	1	94-3111	Pin-Groove	35	22	2
94-3011	Plug	21	7	1	94-3112	Screw-Washer Hd.	35	17	2
94-3012	Screw	21	10	8	94-3113	Asm-Cylinder Head	37	5	1
94-3013	Plug	21	23	1	94-3115	Nut-Lock	37	8	6
94-3014	Valve-Relief	21	26	1	94-3116	Gasket	37	3	1
94-3015	Kit-Seal	21	*	1	94-3117	Plate	37	2	1
94-3017	Adaptor-Charge Relief	23	12	1	94-3118	Plug	38	32	1
94-3018	Asm-Housing	23	58	1	94-3119	Kit-Gasket	39	*	1
94-3019	Control-Servo, Manual	23	65	1	94-3120	Bracket	39	54	1
94-3020	Shaft-Drive	23	56	1	94-3121	Plug	39	44	1
94-3021	Asm-Kit, Rotating	23	35	1	94-3122	Gasket	39	43	1
94-3023	Coupler	23	10	1	94-3123	Screw-HH	37	1	2
94-3025	Asm-Piston, Servo	23	41	1	94-3124	Bolt-Valve Cover	38	22	3
94-3026	Asm-Camplate	23	36	1	94-3124	Screw-HH	43	8	2
94-3027	Washer-Seal	23	48	1	94-3125	Washer	38	21	3
94-3028	Screw	23	14	2	94-3125	Washer-Flat	41	3	1

*Not Illustrated

TORO PART NUMBER INDEX (Cont.)

3319-916

Part No.	Description	Pg. Ref. No. No. Qty.	Part No.	Description	Pg. Ref. No. No. Qty.
94-3126	Protector-Lower	41 5 1	94-3196	Inlet-Water	45 7 1
94-3127	Case-Timing, Left	41 7 1	94-3196	Inlet-Water	38 31 1
94-3128	Case-Timing, Right	41 9 1	94-3197	O-Ring	45 3 1
94-3129	Plug	41 4 1	94-3197	O-Ring	38 30 1
94-3130	Screw	41 2 1	94-3198	Screw	45 8 2
94-3131	Screw	44 1 3	94-3198	Screw	38 35 2
94-3131	Screw	41 10 1	94-3199	Pipe-By-Pass	39 39 1
94-3132	Screw	41 1 2	94-3200	Hose-By-Pass	38 37 1
94-3133	Nut W/Washer	41 6 1	94-3201	Hose-By-Pass	39 40 1
94-3134	Nut	41 8 1	94-3205	Box-Outlet	44 3 1
94-3135	Bracket-Lifting	38 15 1	94-3206	Gasket	44 9 1
94-3136	Bracket-Lifting	38 23 1	94-3207	Ring	44 4 1
94-3137	Bracket-Lifting	38 25 1	94-3208	Stub-Outlet	44 2 1
94-3138	Screw	38 24 1	94-3209	Thermostat	44 11 1
94-3139	Screw	38 26 1	94-3210	Gasket	44 10 1
94-3140	Bearing Set (.30mm OS)	36 * 2	94-3211	Temp Sending Unit	44 6 1
94-3141	Thrust Bearing Set (Std.)	36 13 2	94-3212	Plug	44 7 2
94-3142	Thrust Bearing Set	36 * 2	94-3213	Screw	44 8 1
94-3143	Thrust Bearing Set	36 * 2	94-3214	Screw	44 5 1
94-3144	Pulley	36 3 1	94-3215	Manifold-Intake	42 6 1
94-3145	Screw-HH	36 1 1	94-3216	Screw	42 8 5
94-3146	Washer	36 2 1	94-3217	Screw	42 9 4
94-3147	Seal	36 15 1	94-3218	Screw	42 * 1
94-3148	Seal-Shaft	36 11 1	94-3219	Pump-Injection	46 19 1
94-3149	Gear-Flywheel	36 17 1	94-3220	Bracket	46 3 1
94-3150	Screw-HH	36 7 4	94-3221	Screw	46 11 1
94-3151	Washer	36 8 6	94-3222	Key	46 20 1
94-3152	Screw-HH	36 33 2	94-3223	Screw	46 25 1
94-3153	Rod-Connecting	36 25 4	94-3224	Washer-Flat	46 9 2
94-3154	Bushing-Sleeve	36 24 4	94-3225	Screw	46 4 2
94-3155	Bearing-Connecting Rod	36 * 4	94-3226	Gasket-Injector	47 4 4
94-3156	Bolt-Connecting Rod	36 28 8	94-3227	Spacer	47 8 4
94-3157	Piston Set-Std.	36 29 1	94-3228	Spring	47 7 4
94-3158	Piston Ring Set Std.	36 23 4	94-3229	Union	47 11 3
94-3159	Asm-Roller	40 11 1	94-3230	Hose	47 1 1
94-3160	Asm-Roller	40 15 1	94-3231	Bracket	47 13 2
94-3161	Screw	40 16 2	94-3232	Washer-0.79 mm	47 6 4
94-3161	Screw	46 24 1	94-3233	Washer-0.82 mm	47 * 4
94-3162	Stud	40 9 1	94-3234	Washer-0.85 mm	47 * 4
94-3163	Screw	40 6 1	94-3235	Washer-0.88 mm	47 * 4
94-3164	Washer-Spring	42 7 7	94-3236	Washer-0.91 mm	47 * 4
94-3164	Washer-Spring	40 10 4	94-3237	Washer-0.94 mm	47 * 4
94-3164	Washer-Spring	46 10 6	94-3238	Washer-0.97 mm	47 * 4
94-3165	Nut	46 6 4	94-3239	Washer-1.00 mm	47 * 4
94-3165	Nut-Lock	40 12 1	94-3240	Washer-1.03 mm	47 * 4
94-3166	Washer-Flat	40 7 1	94-3241	Washer-1.06 mm	47 * 4
94-3167	Bracket-Fan	40 24 1	94-3242	Washer-1.30 mm	47 6 4
94-3168	Pulley-Fan	40 21 1	94-3243	Washer-1.33 mm	47 * 4
94-3169	Screw	40 25 1	94-3244	Washer-1.36 mm	47 * 4
94-3170	Screw	40 17 1	94-3245	Washer-1.39 mm	47 * 4
94-3171	Screw	40 20 2	94-3246	Washer-1.42 mm	47 * 4
94-3172	Washer	40 19 3	94-3247	Washer-1.45 mm	47 * 4
94-3173	Screw	40 22 3	94-3248	Washer-1.48 mm	47 * 4
94-3174	Washer	38 27 8	94-3249	Tube-Outlet	46 22 1
94-3176	Gear-Oil Pump	43 2 1	94-3250	Screw-Connection	46 23 1
94-3177	Plug	43 12 2	94-3251	Nut	46 15 1
94-3178	Strainer	43 9 1	94-3251	Nut-Lock	50 8 1
94-3179	Washer-Spring	43 4 3	94-3252	Alternator	48 12 1
94-3180	Switch-Pressure	35 32 1	94-3253	Bracket	48 7 1
94-3181	Oil Filler	35 1 1	94-3254	Screw	48 6 1
94-3182	Plug	35 2 1	94-3255	Slide	48 4 1
94-3183	Gasket	35 39 1	94-3256	Belt	48 5 1
94-3184	Union	35 4 1	94-3257	Washer-Spring	48 13 1
94-3186	O-Ring	35 40 1	94-3258	Screw	48 14 1
94-3190	PCV Valve	35 46 1	94-3259	Screw	48 9 1
94-3191	Union	35 48 1	94-3260	Washer-Flat	48 3 1
94-3192	Union	35 47 1	94-3261	Nut	48 11 1
94-3194	Cover-Pump, Water	45 5 1	94-3262	Nut	48 10 1
94-3195	Gasket-Pump, Water	45 4 1	94-3263	Starter	49 3 1

*Not Illustrated

TORO PART NUMBER INDEX (Cont.)

Part No.	Description	Pg. No.	Ref. No.	Qty.	Part No.	Description	Pg. No.	Ref. No.	Qty.
94-3264	Plug-Glow	50	3	4	94-8103	Boot-Control, Lift	12	22	1
94-3265	Cable-Glow Plug	50	2	4	94-8104	Switch-Micro	12	8	2
94-3266	Nut-Hex.	50	5	4	94-8105	Clamp-Tube	33	54	2
94-3267	Nut-Lock	50	6	1	94-8108	Support-Filter, Air	51	42	1
94-3274	O-Ring	46	18	1	94-8115	Pin-Axle, Pivot	62	53	1
94-3275	Solenoid-Starter	49	*	1	94-8115	Pin-Axle, Pivot	54	55	1
94-3354	Decal-Diagnostic ACE	10	1	1	94-8131	Frame-Rear	1	22	1
94-3355	Decal-Diagnostic ACE	10	1	1	94-8132	Gasket-Head (1.48 mm)	39	53	1
94-3356	Decal-Diagnostic ACE	10	1	1	94-8133	Gasket-Head (1.52 mm)	39	*	1
94-3357	Decal-Diagnostic ACE	10	1	1	94-8134	Gasket-Head (1.58 mm)	39	*	1
94-3358	Decal-Diagnostic ACE	10	1	1	94-8135	Gasket-Head (1.62 mm)	39	*	1
94-3359	Decal-Diagnostic ACE	10	1	1	94-8140	Plug-Orifice	76	21	1
94-3360	Decal-Diagnostic ACE	10	1	1	94-8141	Cylinder-Hydraulic	53	44	1
94-3361	Decal-Diagnostic ACE	10	1	1	94-8142	Asm-Cylinder	61	39	1
94-3362	Decal-Diagnostic ACE	10	1	1	94-8146	Strip-Foam, Seat	8	34	1
94-3363	Decal-Diagnostic ACE	10	1	1	94-8147	Nozzle-Injector	47	9	4
94-3364	Decal-Diagnostic ACE	10	1	1	94-8166	O-Ring	16	7	1
94-3500	Wheel-Steering	3	19	1	94-8946	Washer-Thrust	72	38	2
94-4088	Screw	5	9	7	94-8946	Washer-Thrust	67	45	3
94-4089	Cap-End	5	10	1	94-8947	Bushing-Flange	72	4	2
94-4090	Gerotor	5	11	1	94-8947	Bushing-Flange	67	48	5
94-4091	Spacer	5	12	1	94-8948	Bushing	72	5	2
94-4092	Plate-Wear	5	14	1	94-8948	Bushing	67	49	3
94-4093	Drive	5	13	1	94-8949	Bushing-Flange	72	2	8
94-4094	Pin	5	6	1	94-8949	Bushing-Flange	67	25	12
94-4095	Kit-Spring, Centering	5	3	1	94-9950	Asm-Valve, Steering	3	5	1
94-4096	Kit-Bearing	5	8	1	94-9951	Asm-Column, Steering	3	17	1
94-4097	Asm-Plug	5	15	1	94-9952	Nut-Jam	3	21	1
94-4098	Ring-Retaining	5	5	1	94-9953	Frame-Front	2	38	1
94-4099	Kit-Seal	5	1	1	94-9955	Asm-Barrel	60	1	1
94-4100	Ball	5	16	1	94-9956	Asm-Piston Rod	60	6	1
94-4572	Decal-Hillside (Japan)	2	28	1	94-9957	Piston	60	3	1
94-4573	Decal-Tower (Japan)	3	23	1	94-9958	Gland-Cylinder	60	8	1
94-4574	Decal-Console (Japan)	13	40	1	94-9959	Asm-Barrel	63	1	1
94-4575	Decal-HOC Selector	12	17	1	94-9960	Asm-Rod, Piston	63	12	1
94-4577	Decal-Warning (Japan)	32	15	1	94-9961	Piston	63	3	1
94-4578	Decal-Hot Surface (Japan)	51	1	1	94-9962	Gland-Cylinder	63	10	1
94-4579	Decal-Danger (Japan)	2	55	1	94-9963	Ring-Retaining	63	9	1
94-4580	Decal-Backlap (Japan)	75	24	1	94-9964	Kit-Seal	63	*	1
94-5386	Decal-Diagnostic	10	*3	1	94-9965	Asm-Head, Cylinder	39	*	1
94-5438	Seal-Solenoid	66	16	10	94-9967	Circuit Breaker-50 Amp	34	*	1
94-5438	Seal-Solenoid	76	19	16	94-9968	Circuit Breaker-100 Amp	34	*	1
94-5603	Bushing-Sleeve	62	51	2	94-9969	Screw-Connection	46	27	1
94-5607	Asm-Axle, Rear	61	20	1	94-9973	Ring-Retaining	61	40	1
94-6343	Decal-Wire Identification #1	13	*	1	94-9974	Ring-Retaining	67	29	6
94-6344	Decal-Wire Identification #2	13	*	1	94-9984	Sensor-Water Level	51	23	1
94-6349	Decal-Fuses	13	58	1	94-9994	Gasket-Camshaft	40	27	1
94-6710	Fuse-2A	13	47	1	94-9998	Washer-Thrust	67	30	6
94-6753	Joystick (Europe)	12	9	1	94-9999	Valve-Relief	23	7	2
94-8000	Nut-Lock	53	13	1	95-1821	Spring-Brake, Park	3	39	1
94-8000	Nut-Lock	61	13	1	95-3459	Cartridge-N.O.	76	9	1
94-8018	Arm-Drag Link	59	1	1	95-3459	Cartridge-No Flow	66	9	1
94-8019	Arm-Tie Rod	59	2	1	95-3464	Rim	25	5	2
94-8025	O-Ring	18	3	1	95-3465	Tire	25	1	2
94-8026	Asm-Vent	18	12	1	95-3466	Decal-Instructions, Clip	8	17	1
94-8027	O-Ring	18	10	1	95-3467	Decal-Clip (Danish)	8	17	1
94-8028	O-Ring	18	11	1	95-3468	Decal-Clip (Dutch)	8	17	1
94-8060	Decal-Diagnostic	10	*3	1	95-3469	Decal-Clip (Finnish)	8	17	1
94-8061	Decal-Diagnostic	10	*3	1	95-3470	Decal-Clip (French)	8	17	1
94-8062	Decal-Diagnostic	10	*3	1	95-3471	Decal-Clip (German)	8	17	1
94-8063	Decal-Diagnostic	10	*3	1	95-3472	Decal-Clip (Italian)	8	17	1
94-8064	Decal-Diagnostic	10	*3	1	95-3473	Decal-Clip (Norwegian)	8	17	1
94-8065	Decal-Diagnostic	10	*3	1	95-3474	Decal-Clip (Portuguese)	8	17	1
94-8066	Decal-Diagnostic	10	*3	1	95-3475	Decal-Clip (Spanish)	8	17	1
94-8067	Decal-Diagnostic	10	*3	1	95-3476	Decal-Clip (Swedish)	8	17	1
94-8068	Decal-Diagnostic	10	*3	1	95-3477	Decal-Clip (Japan)	8	17	1
94-8069	Decal-Diagnostic	10	*3	1	95-3484	Screw-HH	36	19	8
94-8070	Decal-Diagnostic	10	*3	1	95-3485	Sprocket-Oil Pump	36	5	1
94-8102	Tube-Interlock (Europe)	12	1	1	95-7151	Tube-Convolutd	6	49	1

*Not Illustrated

TORO PART NUMBER INDEX (Cont.)

3319-916

Part No.	Description	Pg. No.	Ref. No.	Qty.	Part No.	Description	Pg. No.	Ref. No.	Qty.
95-7152	Protector - Bearing	61	33	2	237-58	O-Ring	25	22	4
98-1805	Box-Degassing	51	21	1	237-58	O-Ring	64	33	2
98-2195	Lever-Control	12	9	1	237-65	O-Ring	16	15	2
98-2350	Plate-Seat	8	18	1	237-65	O-Ring	75	20	1
98-2352	Frame-Seat	8	5	1	237-65	O-Ring	19	27	1
98-2353	Bracket-Latch, Seat	8	8	2	237-65	O-Ring	32	32	4
98-2354	Latch-Seat	8	22	1	237-78	O-Ring	19	3	4
98-2437	Asm-Frame, Carrier	67	22	1	237-78	O-Ring	66	3	4
98-3708	Pin	67	20	2	237-78	O-Ring	75	5	8
98-3708	Pin	72	32	2	237-78	O-Ring	76	6	10
98-3720	Lift Arm #1	67	41	1	237-78	O-Ring	67	10	6
98-3726	Plate-Valve	23	1	1	237-78	O-Ring	72	20	4
98-3727	Asm-Backplate	23	8	1	237-78	O-Ring	77	24	5
98-3730	Pump-Piston	19	24	1	237-78	O-Ring	64	26	4
217-125	Wheel	61	29	2	237-78	O-Ring	61	42	2
217-125	Wheel	53	34	2	237-78	O-Ring	54	51	2
218-446	Washer-Lock	13	39	1	237-79	O-Ring	77	4	10
218-447	Nut-Hex.	13	38	1	237-79	O-Ring	75	18	4
218-498	Nut-Hex.	12	21	2	237-79	O-Ring	64	27	3
218-533	Lens-Red	3	28	1	237-79	O-Ring	16	33	1
218-535	Nut-Lock	3	34	1	237-79	O-Ring	25	35	4
218-536	Washer-Lock, Int. Tooth	3	25	1	237-80	O-Ring	19	8	3
218-574	Fuse-7.5A	13	47	1	237-81	O-Ring	16	10	3
218-578	Fuse-10A	13	47	4	237-81	O-Ring	53	19	2
218-581	Fuse-15A	13	47	1	237-81	O-Ring	19	21	1
218-588	Screw	13	*74	2	237-81	O-Ring	75	22	1
218-589	Washer-Lock	12	34	1	237-81	O-Ring	25	24	4
218-594	Fuse-20A	13	47	1	237-81	O-Ring	64	31	1
219-17	Bulb	13	*64	4	237-99	O-Ring	19	13	1
232-24	Stem-Valve	25	2	2	237-101	O-Ring	19	41	1
232-27	Stem-Valve	61	30	2	237-146	O-Ring	19	29	2
232-27	Stem-Valve	53	35	2	237-156	O-Ring	76	11	10
233-17	Knob	3	33	1	237-166	O-Ring	53	17	1
233-42	Knob	8	11	1	237-166	O-Ring	25	25	2
233-42	Knob	6	21	1	240-2	Grommet	25	11	2
237-7	O-Ring	13	76	4	240-2	Grommet	25	11	3
237-21	O-Ring	75	3	5	240-5	Grommet	77	12	5
237-21	O-Ring	67	8	6	240-5	Grommet	64	17	4
237-21	O-Ring	72	22	4	240-7	Grommet	54	61	1
237-21	O-Ring	77	22	5	240-11	Grommet	17	15	3
237-21	O-Ring	64	39	2	240-11	Grommet	16	29	3
237-22	O-Ring	19	7	1	242-50	Nut-Lug	61	35	10
237-22	O-Ring	3	10	10	249-40	Keeper	1	9	1
237-22	O-Ring	64	10	2	2410-18	Plug	80	9	1
237-22	O-Ring	77	20	3	2410-42	Cap-Bumper	32	38	2
237-22	O-Ring	25	33	1	2410-42	Cap-Bumper	32	38	4
237-22	O-Ring	75	36	1	2410-64	Button-Plug	33	53	3
237-22	O-Ring	16	38	1	2411-36	Bearing-Rod End	6	3	2
237-22	O-Ring	61	44	2	2411-36	Bearing-Rod End	19	22	1
237-22	O-Ring	62	58	2	2411-45	Joint-Ball, RH	62	48	1
237-22	O-Ring	54	64	6	2411-46	Joint-Ball, LH	61	48	1
237-30	O-Ring	77	6	18	2412-3	Clamp-Hose	32	4	2
237-30	O-Ring	75	9	4	2412-3	Clamp-Hose	34	13	4
237-30	O-Ring	19	10	2	2412-36	Clamp-Drain	17	11	1
237-30	O-Ring	64	30	6	2412-36	Clamp-Hose	32	7	1
237-30	O-Ring	16	31	2	2412-36	Clamp-Hose	51	34	4
237-30	O-Ring	26	45	3	2412-93	Clamp-R	7	21	1
237-42	O-Ring	19	5	1	2412-93	R-Clamp	26	39	2
237-42	O-Ring	75	8	1	2412-96	Clamp	68	53	1
237-42	O-Ring	3	12	4	2412-96	Clamp-R	72	16	1
237-42	O-Ring	66	12	5	2412-96	Clamp-R (Europe)	33	52	1
237-42	O-Ring	76	15	5	2412-108	Clamp-Hose	17	3	4
237-42	O-Ring	16	36	1	2412-108	Clamp-Hose	51	16	3
237-42	O-Ring	53	38	2	2412-108	Clamp-Hose	34	26	2
237-42	O-Ring	65	52	2	2412-111	Clamp	16	23	1
237-56	O-Ring	66	5	4	2412-111	Clamp-Hose	19	39	2
237-58	O-Ring	53	7	6	2412-122	Asm-Clamp	62	50	2
237-58	O-Ring	16	12	1	2412-125	Clamp-Hose	32	12	1
237-58	O-Ring	19	17	3	2412-125	Clamp-Hose	34	30	1

*Not Illustrated

TORO PART NUMBER INDEX (Cont.)

Part No.	Description	Pg. No.	Ref. No.	Qty.	Part No.	Description	Pg. No.	Ref. No.	Qty.
2412-125	Clamp-Hose	51	38	2	3217-6	Nut-Jam	75	29	1
2412-126	Clamp-R	13	60	1	3217-6	Nut-Jam	9	32	1
2412-129	Clamp-Hose	35	8	8	3217-25	Nut-Hex.	13	*65	2
2412-129	Clamp-Hose	51	27	2	3217-26	Nut	12	23	1
2412-129	Clamp-Hose	38	36	4	3217-29	Nut-Hex.	13	*67	6
2412-129	Clamp-Hose	34	39	4	3218-4	Nut-Jam	25	27	2
2412-133	Clamp-R	7	17	2	3219-14	Nut-Hex.	13	*69	8
2412-147	Clamp - R	65	57	1	3219-14	Washer-Lock	3	26	3
2412-147	Clamp - R	33	58	1	3220-3	Nut-Jam	6	2	3
2412-150	J-Clip	34	48	1	3220-3	Nut-Jam	19	15	1
254-72	Cup-Bearing	61	26	2	3220-3	Nut-Jam	23	46	1
254-92	Cone-Bearing	61	27	2	3220-7	Nut-Jam	61	37	2
254-106	Cone-Bearing	61	23	2	3220-11	Nut-Jam	62	61	1
254-107	Cup-Bearing	61	24	2	3220-24	Nut-Lock	12	19	1
256-42	Bushing	6	39	2	3230-2	Screw-Carriage	32	48	3
256-172	Bushing	72	8	4	3234-1	Screw	16	17	2
256-172	Bushing	67	14	6	3234-5	Screw-FH	51	6	3
256-236	Bearing-Flange	6	28	4	3234-5	Screw-HF	32	9	10
283-58	Pin-Clevis	6	32	2	3234-7	Screw	3	15	2
302-5	Fitting-Grease	69	1	1	3234-7	Screw-(Europe)	2	56	3
302-5	Fitting-Grease	70	1	1	3234-11	Screw-HF	19	16	1
302-5	Fitting-Grease	71	1	1	3234-12	Screw-HHF	61	14	2
302-5	Fitting-Grease	73	1	1	3234-14	Screw-Flange	2	37	10
302-5	Fitting-Grease	74	1	1	3234-17	Screw-HF	75	32	4
302-5	Fitting-Grease	72	36	6	3234-17	Screw-HH	68	58	2
302-5	Fitting-Grease	61	41	1	3234-17	Screw-HHF	72	30	2
302-5	Fitting-Grease	54	54	1	3250-29	Screw	7	12	4
302-5	Fitting-Grease	68	55	9	3250-31	Screw-PH	12	28	2
302-11	Fitting-Grease	61	19	2	3253-2	Nut-Hex.	4	55	9
302-33	Fitting-Grease	54	63	1	3253-2	Washer-Lock	13	*70	5
302-33	Fitting-Grease 90°	62	52	1	3253-3	Washer-Lock	75	34	3
302-60	Fitting-Grease	6	38	1	3253-3	Washer-Lock	23	66	1
302-60	Fitting-Grease 90°	53	42	1	3253-4	Washer-Lock	7	19	4
304-46	Fitting-Drain	17	12	1	3253-4	Washer-Lock	34	33	4
304-46	Nut-Drain Cock	32	17	1	3253-6	Washer-Lock	7	7	2
321-15	Screw-HH	75	33	3	3253-6	Washer-Lock	9	25	2
321-39	Screw-HH	13	57	2	3253-15	Washer-Lock	13	*66	2
322-3	Screw-HH	8	9	8	3253-15	Washer-Lock	17	19	5
322-3	Screw-HH	12	11	2	3253-33	Washer-Lock	9	31	1
322-3	Screw-HH	7	18	2	3254-1	Washer-Lock	12	24	1
322-3	Screw-HH	34	34	4	3254-6	Washer-Lock	12	18	1
322-3	Screw-HH	6	27	8	3255-8	Washer-Lock	3	37	1
322-3	Screw-HH	2	32	4	3255-9	Washer-Lock, Ext. Tooth	51	4	2
322-4	Screw-HH	68	54	1	3255-19	Washer-Lock	13	*75	2
322-5	Screw-HH	13	59	1	3255-24	Washer-Lock, Ext. Tooth	13	*68	3
322-6	Screw-HH	9	30	1	3256-1	Washer	13	37	3
322-6	Screw-HH	65	46	1	3256-1	Washer-Flat	3	32	2
322-6	Screw-HH	4	53	3	3256-1	Washer-Flat	2	48	3
322-7	Screw-HH	77	30	2	3256-3	Washer-Flat	2	33	4
322-7	Screw-HH	3	41	1	3256-5	Washer-Flat	9	4	1
322-7	Screw-HH	65	56	3	3256-5	Washer-Flat	6	44	1
322-9	Screw-HH	33	55	1	3256-14	Washer-Flat	12	26	2
323-4	Screw-HH	7	6	2	3256-14	Washer-Flat	3	27	2
323-6	Screw-HH	53	1	2	3256-22	Washer-Flat	6	8	2
323-6	Screw-HH	65	54	2	3256-22	Washer-Flat	3	40	5
323-7	Screw-HH	6	10	1	3256-23	Washer-Flat	77	32	4
323-7	Screw-HH	19	37	2	3256-23	Washer-Flat	7	2	8
323-9	Screw-HH	6	5	1	3256-23	Washer-Flat	64	7	8
325-4	Screw-HH	53	22	2	3256-23	Washer-Flat	12	12	3
325-5	Screw-HH	32	40	2	3256-23	Washer-Flat	8	14	4
325-20	Screw-HH	61	1	2	3256-23	Washer-Flat	3	38	6
325-33	Screw-HH 2WD	54	56	2	3256-23	Washer-Flat	32	49	4
325-33	Screw-HH 4WD	54	56	4	3256-24	Washer	9	5	1
328-7	Screw-HH	67	24	4	3256-24	Washer-Flat	6	4	2
3210-5	Screw-HH	61	46	2	3256-24	Washer-Flat	23	13	4
3212-4	Screw	7	8	2	3256-24	Washer-Flat	8	21	3
3213-14	Screw-HH (Europe)	62	65	6	3256-26	Washer	54	65	1
3213-14	Screw-HH (Europe)	54	70	6	3256-26	Washer-Flat	3	2	2
3217-5	Nut	23	28	1	3256-26	Washer-Flat	9	24	2

*Not Illustrated

TORO PART NUMBER INDEX (Cont.)

3319-916

Part No.	Description	Pg. No.	Ref. No.	Qty.	Part No.	Description	Pg. No.	Ref. No.	Qty.
3256-26	Washer-Flat (Europe)	62	64	6	3296-47	Nut-Lock	33	56	1
3256-26	Washer-Flat (Europe)	54	69	6	3296-49	Nut-Lock	72	33	2
3256-27	Washer-Flat	32	47	2	3296-49	Nut-Lock	68	62	2
3256-29	Washer-Flat	53	12	1	3296-51	Nut-Lock	67	19	4
3256-29	Washer-Flat	61	12	1	3296-54	Nut-Lock	7	9	4
3256-42	Washer-Flat	68	61	2	3296-59	Nut-Lock	19	23	1
3256-46	Washer-Flat	9	20	1	32103-3	Nut-Wing	80	4	1
3256-46	Washer-Flat	19	42	2	32104-37	Screw-HH	64	6	2
3256-49	Washer-Flat	34	19	1	32104-76	Screw-Self Tapping	67	36	2
3256-56	Washer-Flat	32	16	3	32105-13	Screw-HH	13	42	4
3256-69	Washer-Flat	6	33	3	32120-8	Ring-Retaining	60	11	1
3256-77	Washer-Flat	23	44	8	32120-15	Ring-Retaining	53	24	2
3256-78	Washer-Flat	1	13	2	32120-93	Ring-Retaining	72	34	2
3258-166	Screw	1	23	3	32121-6	Pin-Roll	6	11	1
3258-166	Screw	12	36	3	32121-11	Pin-Roll	6	41	1
3269-4	Rivet-Pop	32	35	4	32121-16	Pin-Roll	6	34	1
3269-10	Washer-Flat	1	15	2	32121-45	Pin-Roll	6	13	2
3269-13	Rivet-Pop	1	10	4	32121-50	Pin-Roll	6	36	1
3272-2	Pin-Cotter	6	9	2	32122-24	Screw	17	20	5
3272-5	Pin-Cotter	3	4	3	32122-54	Screw-Machine Slot Hd.	80	1	1
3272-7	Pin-Cotter	59	14	2	32128-20	Nut-Flange	32	8	4
3272-10	Pin-Cotter	3	3	1	32128-20	Nut-Lock	6	26	8
3272-10	Pin-Cotter	8	20	1	32128-21	Nut-HHF	53	2	2
3272-10	Pin-Cotter	6	37	2	32128-21	Nut-Lock	65	55	2
3272-12	Pin-Cotter	61	6	2	32128-25	Nut-Lock	8	7	4
3272-12	Pin-Cotter	54	49	2	32128-26	Nut-Flange	9	21	4
3272-13	Pin-Cotter	61	34	2	32128-33	Nut-Flange	2	45	3
3274-59	Screw-HH	23	30	6	32128-33	Nut-Lock	13	55	3
3274-81	Screw	23	45	8	32136-14	Nut-Hex. Slotted	61	9	4
3290-93	Screw-HH	12	7	4	32136-14	Nut-Hex. Slotted	53	48	2
3290-271	Rivet-Pop	32	3	2	32144-10	Screw	8	26	2
3290-282	Rivet-Pop	34	50	1	32144-11	Screw-Self Tapping	72	17	1
3290-307	Pin-Cotter, Hair	8	33	1	32144-11	Screw-Thread Forming	25	17	5
3290-354	Plate-Nut	12	10	2	32144-11	Screw-Thread Forming	3	44	2
3290-378	Tie-Cable	3	9	7	32144-14	Screw-HH	6	18	2
3290-378	Tie-Cable	51	20	5	32144-14	Screw-HH	67	40	3
3290-378	Tie-Cable	17	23	3	32144-18	Screw-HWH	13	50	2
3290-378	Tie-Cable	72	24	2	32148-7	Nut-Clinch	1	4	5
3290-378	Tie-Cable	77	27	1	32148-10	Nut-Clinch	32	14	2
3290-378	Tie-Cable	8	31	2	32151-10	Ring-Retaining	61	16	2
3290-378	Tie-Cable	26	41	3	32151-36	Ring-Retaining	72	18	4
3290-378	Tie-Cable	13	44	2	32151-61	Ring-Retaining	72	13	4
3290-378	Tie-Cable	65	44	6	32151-72	Retainer-Push On	32	28	2
3290-378	Tie-Cable	6	48	1	32151-96	Ring-Retaining	53	14	1
3290-378	Tie-Cable	67	50	3	32151-104	Ring-Retaining	53	43	2
3290-378	Tie-Cable	34	52	2	32152-5	Nut-Lock	62	49	2
3290-461	Washer-Belleville	6	24	1	32152-10	Nut	73	3	1
3290-467	Pin-Cotter, Hair	8	6	1	32152-10	Nut	74	3	1
3290-467	Pin-Cotter, Hair	1	19	2	32152-10	Nut-Lock	60	2	1
3290-489	Knob-Control, Lift	12	29	1	32152-10	Nut-Lock	63	2	1
3296-2	Nut-Lock	12	14	1	32152-10	Nut-Lock	69	3	1
3296-23	Nut-Lock	53	11	2	32152-10	Nut-Lock	70	3	1
3296-23	Nut-Lock	32	37	4	32152-10	Nut-Lock	71	3	1
3296-23	Nut-Lock	32	46	2	33004-00	Nut-HF	34	44	2
3296-29	Nut-Lock	7	1	5	33005-00	Nut-HF	34	1	9
3296-29	Nut-Lock	51	2	1	33005-00	Nut-HF	17	5	2
3296-29	Nut-Lock	8	13	9	33005-00	Nut-Hex. Flange	51	48	2
3296-29	Nut-Lock	75	25	1	33023-00	Nut-Lock	51	32	1
3296-29	Nut-Lock	72	31	2	33024-00	Nut	68	60	1
3296-29	Nut-Lock	68	57	2	33024-00	Nut-Lock	79	8	5
3296-39	Nut-Lock	7	14	2	33025-00	Nut	72	9	2
3296-39	Nut-Lock	8	24	1	33025-00	Nut	67	18	6
3296-39	Nut-Lock	6	25	3	33093-00	Washer	51	31	1
3296-42	Nut-Lock	13	46	2	33103-020	Screw-HHF	51	26	1
3296-44	Nut-Lock	9	22	1	33103-020	Screw-HHF	4	56	2
3296-45	Nut-Lock	61	11	2	33103-025	Screw-HHF	3	35	1
3296-47	Nut-Lock	77	31	2	33104-010	Screw-HH	72	39	4
3296-47	Nut-Lock	3	36	1	33104-016	Screw-HHF	75	27	4
3296-47	Nut-Lock	65	47	4	33104-016	Screw-HHF	51	43	2

*Not Illustrated

TORO PART NUMBER INDEX (Cont.)

Part No.	Description	Pg. No.	Ref. No.	Qty.	Part No.	Description	Pg. No.	Ref. No.	Qty.
33104-020	Screw-HHF	16	5	6	340-92	Fitting-Hydraulic	77	25	5
33104-020	Screw-HHF	34	35	2	340-92	Fitting-Hydraulic	72	26	2
33104-020	Screw-HHF (Europe)	33	51	3	340-97	Fitting-Hydraulic 90°	61	43	2
33104-025	Screw-HHF	64	13	4	340-97	Fitting-Hydraulic 90°	61	43	2
33104-030	Screw-HHF	79	5	5	340-97	Fitting-Hydraulic 90°	54	52	2
33104-060	Screw-HH	68	56	1	340-98	Fitting-Hydraulic 90°	77	5	10
33105-025	Screw-HHF	17	13	3	340-98	Fitting-Hydraulic 90°	64	28	1
33105-025	Screw-HHF	16	28	3	340-98	Fitting-Hydraulic 90°	26	46	1
33105-030	Screw-HHF	17	2	2	340-103	Fitting-Hydraulic 45°	72	21	1
33105-030	Screw-HHF	32	2	2	340-105	Fitting-Hydraulic 90°	19	9	2
33105-030	Screw-HHF	34	8	6	340-117	Cap-Fitting	4	48	1
33105-030	Screw-HHF	51	14	2	340-126	Nut-Bulkhead	53	8	3
33105-035	Screw-Flange	2	54	2	340-127	Nut-Bulkhead	25	6	1
33105-070	Screw-HHF	34	7	3	340-127	Nut-Bulkhead	77	10	5
33106-030	Screw-HHF	25	21	12	340-127	Nut-Bulkhead	64	19	4
33106-035	Screw-HHF	79	1	3	340-128	Nut-Bulkhead	25	13	2
33106-035	Screw-HHF	1	6	8	340-128	Nut-Bulkhead	25	13	3
33106-090	Screw-HHF	25	36	8	340-129	Fitting-Hydraulic 90°	19	30	1
33108-025	Screw-HHF	32	1	2	340-129	Fitting-Hydraulic 90°	19	31	1
33108-035	Screw	1	25	6	340-132	Fitting-Hydraulic 90°	67	11	5
33116-120	Screw-HH	26	37	4	340-132	Fitting-Hydraulic 90°	75	11	1
340-2	Adapter	3	11	4	340-132	Fitting-Hydraulic 90°	64	25	2
340-2	Adapter	16	37	1	340-132	Fitting-Hydraulic 90°	72	28	1
340-2	Adapter	53	37	1	340-139	Fitting-Elbow 90°	16	14	1
340-2	Adapter-Hydraulic	75	23	1	340-139	Fitting-Hydraulic 90°	75	21	1
340-4	Fitting-Hydraulic	75	17	4	340-142	Fitting-Hydraulic 90°	53	21	1
340-4	Fitting-Hydraulic	64	29	1	340-142	Fitting-Hydraulic 90°	25	23	4
340-5	Fitting-Hydraulic	26	40	2	340-142	Fitting-Hydraulic 90°	16	19	1
340-9	Fitting-Hydraulic	16	11	1	340-148	Fitting-Tee	64	32	1
340-9	Fitting-Hydraulic	53	18	1	340-154	Fitting-Hydraulic 90°	64	4	2
340-15	Fitting-Hydraulic 90°	19	30	1	340-157	Fitting-Tee	16	32	1
340-17	Fitting-Hydraulic 90°	19	28	1	340-161	Fitting-Adapter	64	3	1
340-18	Fitting-Hydraulic 90°	25	34	1	351-78	Edging	7	23	1
340-65	O-Ring	26	*53	6	353-508	Plug	53	39	1
340-65	O-Ring	19	32	2	353-989	Plug	66	11	5
340-68	Fitting-Hydraulic, Tee	77	23	1	353-989	Plug	76	14	5
340-68	Fitting-Tee, Bulkhead	3	45	1	353-990	Plug	66	4	4
340-70	Nut-Bulkhead	64	11	7	353-990	Plug	76	5	10
340-70	Nut-Bulkhead	77	13	2	353-991	Plug	66	6	4
340-70	Nut-Lock	53	26	2	353-991	Plug	76	12	10
340-70	Nut-Lock, Bulkhead	3	46	4	354-77	Fitting-Quick Connect	19	2	4
340-70	Nut-Lock, Bulkhead	62	57	2	354-77	Fitting-Quick Connect	75	14	1
340-74	Nut-Bulkhead	32	31	2	354-77	Fitting-Quick Connect	64	23	1
340-77	Fitting-Hydraulic 90°	19	6	1	354-79	Cap-Dust	19	1	4
340-92	Fitting-Hydraulic	75	4	4	354-79	Cap-Fitting	75	15	1
340-92	Fitting-Hydraulic	67	7	1	354-79	Cap-Fitting	64	24	1

*Not Illustrated

PRODUCT CHANGES

In an effort to make improvements available to TORO owners as quickly as possible, minor changes are incorporated into Toro's products from time to time that do not become immediately shown in the Parts Catalog. If such a change has been made in your unit, which is not reflected in your manual, see your TORO Distributor or his Authorized TORO Service Dealer for information and part numbers.

IDENTIFICATION AND ORDERING

MODEL AND SERIAL NUMBERS

The Reelmaster 6500D has two identification numbers; a model number and a serial number. The two numbers are stamped on a plate which is located on the main frame under the operator's platform. In any correspondence concerning the Reelmaster 6500D, supply model and serial numbers to assure that correct information and replacement parts are obtained.

To order replacement parts from an Authorized TORO Service Dealer, supply the following information:

1. Model and serial number of the Reelmaster 6500D.
2. Part number, description, and the quantity of part(s) desired.

NOTE: Do not order by reference number if a parts catalog is being used; use the PART NUMBER.

TABLE OF CONTENTS

Description	Page	Description	Page
Frame & Body Assembly	1-2	Collector Assembly	44
Steering Tower Assembly	3-4	Water Pump Assembly	45
Steering Control Valve Asm. 94-9950	5	Fuel Injection Pump Assembly	46
Traction & Brake Pedal Assembly	6	Fuel Injector Assembly	47
Seat Frame & Throttle Assembly	7-8	Alternator Assembly	48
Seat Suspension Assembly	9	Starter Assembly	49
Diagnostic - ACE Display Assembly	10	Glow Plug & Glow Relay	50
Electrical Schematic	11	Engine Components Assembly	51
Control Console Assembly	12-13	Air Cleaner Assembly No. 93-7485	52
Hydraulic Schematic Model 03800	14	4-WD Axle Assembly (Model No. 03801)	53-54
Hydraulic Schematic Model 03801	15	Sleeve Assembly (Model No. 03801)	55
Hydraulic Filter & Reservoir Assembly	16	Axle Housing Assembly (Model No. 03801)	56
Fuel Tank & Filter Assembly	17	Differential & Shaft Assembly (Model No. 03801)	57
Fuel Filter Assembly	18	Steering Gear Case Asm. (Model No. 03801)	58
Pump Installation Assembly	19	Steering Arm Linkage (Model No. 03801)	59
Gear Pump Assembly No. 93-2175	20-21	Hydraulic Cylinder No. 94-8141	60
Servo Controlled Piston Pump Asm. No. 98-3730	22-23	2-WD Rear Axle Assembly (Model No.03800)	61-62
Manual Servo Control No. 94-3019	24	Hydraulic Cylinder No. 94-8142	63
Front Hydraulic Drive & Brake Assembly	25-26	Rear Hydraulic Control Block & Tubes	64-65
Planetary Drive Assembly No. 92-7415	27	Manifold Assembly No. 92-7419	66
Brake Asm. No. 92-7414 RH & 92-7417 LH	28	Front Lift Arms Assembly	67-68
Hydraulic Motor Assembly No. 92-7385	29	Hydraulic Cylinder No. 93-7555	69
Hydraulic Motor Asm. No. 93-7476 W/Sensor	30	Hydraulic Cylinder No. 93-7551	70
4-WD Hydraulic Motor Asm. No. 92-7386	31	Hydraulic Cylinder No. 93-2650	71
Radiator & Shroud Assembly	32-33	Rear Lift Arm Assembly	72
Engine Installation Assembly	34	Hydraulic Cylinder No. 93-7420	73
Crankcase Assembly	35	Hydraulic Cylinder No. 93-7421	74
Crankshaft Assembly	36	Front Hydraulic Control Block & Hoses	75
Cylinder Head Assembly	37-39	Control Block Assembly No. 92-7418	76
Camshaft & Fan Support Assembly	40	Reel Motor & Hoses	77
Timing Cover	41	Reel Motor Assembly No. 92-7387	78
Intake & Exhaust Manifold Assembly	42	Roll Over Protection System (ROPS)	79
Oil Pump Assembly	43	Guage Bar & Backlapping Brush Assemblies	80
		Numerical Parts Index	81-94

