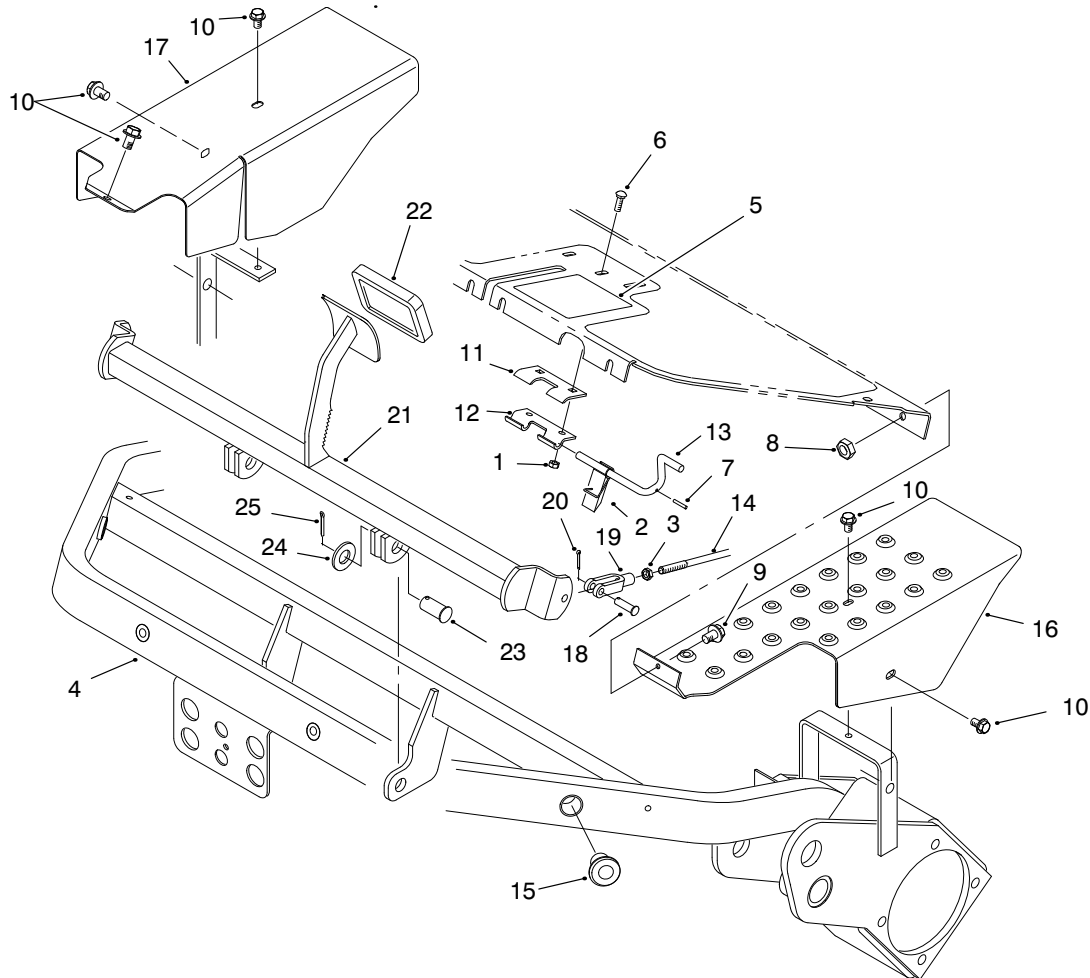




MODEL NO. 04381-80001 & UP

PARTS
CATALOG

GREENSMASTER® 3200D TRACTION UNIT

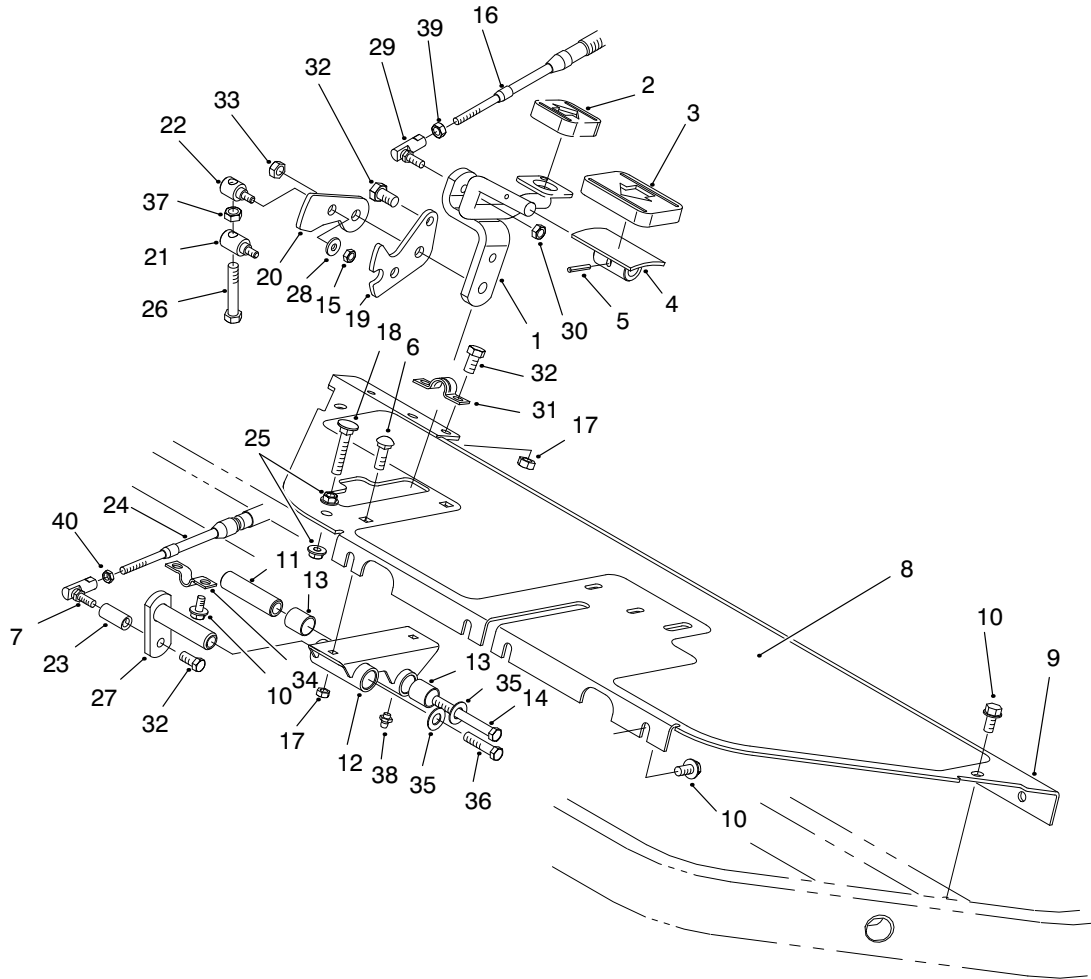


T-2222-3

FRAME & BRAKE PEDAL ASSEMBLY

Ref. No.	Part No.	Description	No. Used
1	33023-00	Nut - Lock	2
2	93-2276	Spring - Brake Latch	1
3	3220-2	Nut - Jam	2
4	93-2010	Frame	1
5	93-8062	Decal - Parking Brake	1
6	33123-016	Screw - Carriage	2
7	32121-50	Pin - Roll	1
8	33024-00	Nut - Lock	1
9	33114-020	Screw - HH	1
10	32144-14	Screw - HH	5
11	95-1628	Hinge - Upper	1
12	95-1629	Hinge - Lower	1
13	94-9600	Brake Latch	1

Ref. No.	Part No.	Description	No. Used
14	93-2069	Rod - Brake	2
15	83-1700	Bushing - Flange	3
16	93-2073	Shield - Wheel LH	1
17	93-2072	Shield - Wheel RH	1
18	283-61	Pin - Clevis	2
19	282-2	Clevis	2
20	3272-6	Pin - Cotter	2
21	93-2075	Brake Pedal	1
22	93-7629	Pad - Foot Brake	1
23	283-87	Pin - Clevis	2
24	3256-27	Washer - Flat	2
25	3272-11	Pin - Cotter	2



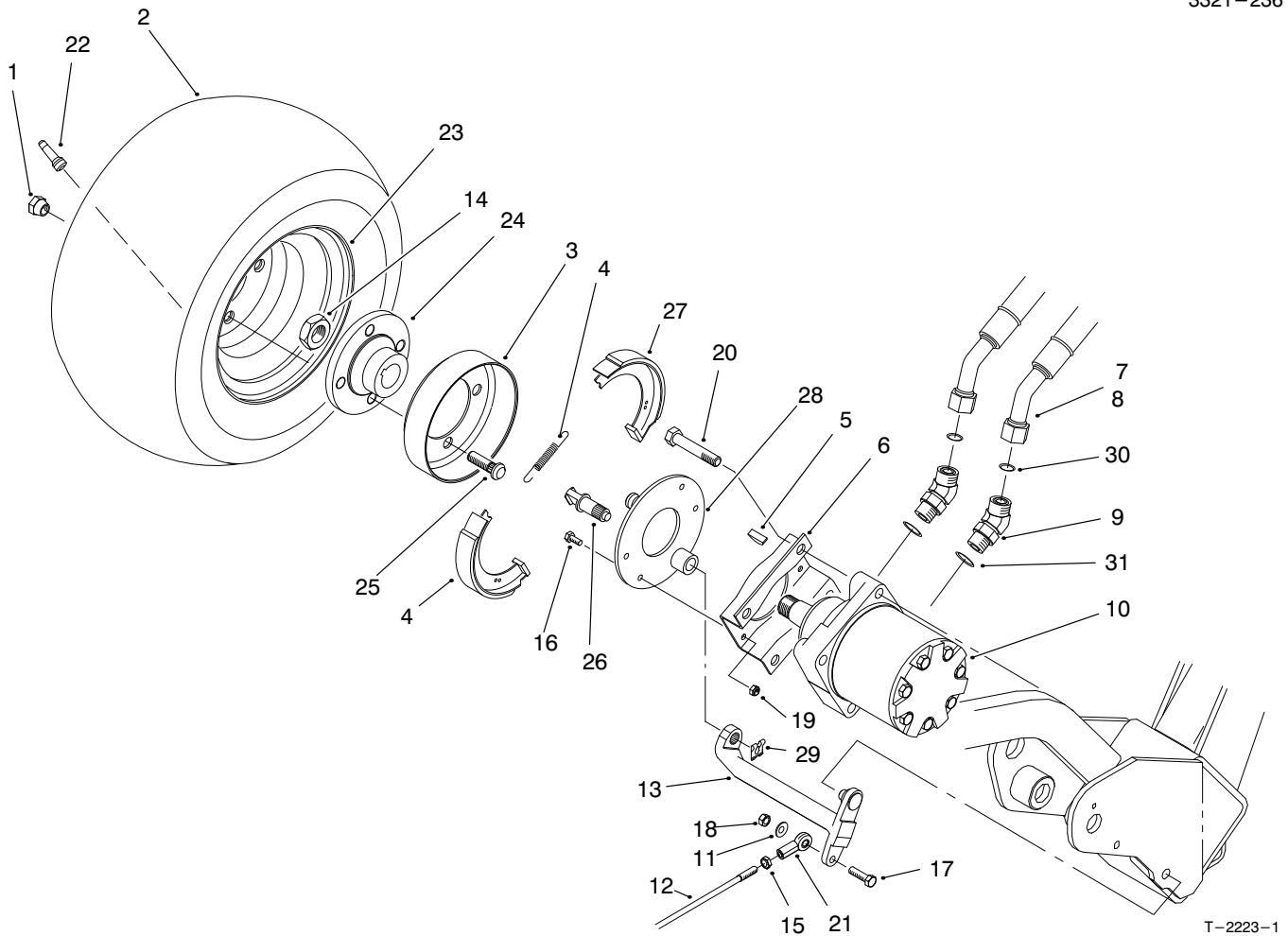
T-2242-2

FLOOR PANEL & TRACTION PEDAL ASSEMBLY

Ref. No.	Part No.	Description	No. Used
1	93-2085	Rod	1
2	74-9110	Pad - Pedal Reverse	1
3	74-9100	Pad - Pedal Forward	1
4	49-6440	Pedal - Accelerator	1
5	32121-45	Roll Pin	1
6	33124-020	Screw - Carr.	2
7	2411-38	Ball Joint Assembly	1
8	93-2142	Pad - Floor Plate	1
9	94-6399	Plate - Floor	1
10	32144-14	Screw - HH	8
11	94-1371	Spacer	1
12	94-1383	Pedal Pivot	1
13	256-311	Bushing - Straight	4
14	33115-090	Screw - HH	1
15	33023-00	Nut - Lock	2
16	93-2099	Cable - Traction Control	1
17	33024-00	Nut - Lock	4
18	17-9420	Screw - Handle	1
19	94-1373	Bracket - Lock	1
20	94-1372	Bracket - Mow	1

Ref. No.	Part No.	Description	No. Used
21	94-1375	Trunion Lock Bracket	1
22	94-1374	Trunion Mow Bracket	1
23	94-1386	Shaft - Pedal Lock	1
24	94-1304	Cable - Neutral Lock	1
25	32128-20	Nut - Lock	2
26	94-3489	Screw - HH	1
27	94-1300	Neutral Lock	1
28	3256-1	Washer - Flat	2
29	2411-34	Ball Joint	1
30	3296-13	Nut - Lock	1
31	93-2092	Clamp - Cable	1
32	33114-016	Screw - HH	4
33	33025-00	Nut - Lock	1
34	93-2279	Clamp - Cable	1
35	3256-24	Washer - Flat	2
36	33115-016	Screw - HH	1
37	33014-00	Nut - Hex	1
38	302-5	Fitting - Grease	1
39	3220-1	Nut - Jam	1
40	3219-14	Nut - Hex.	1

* Not Illustrated



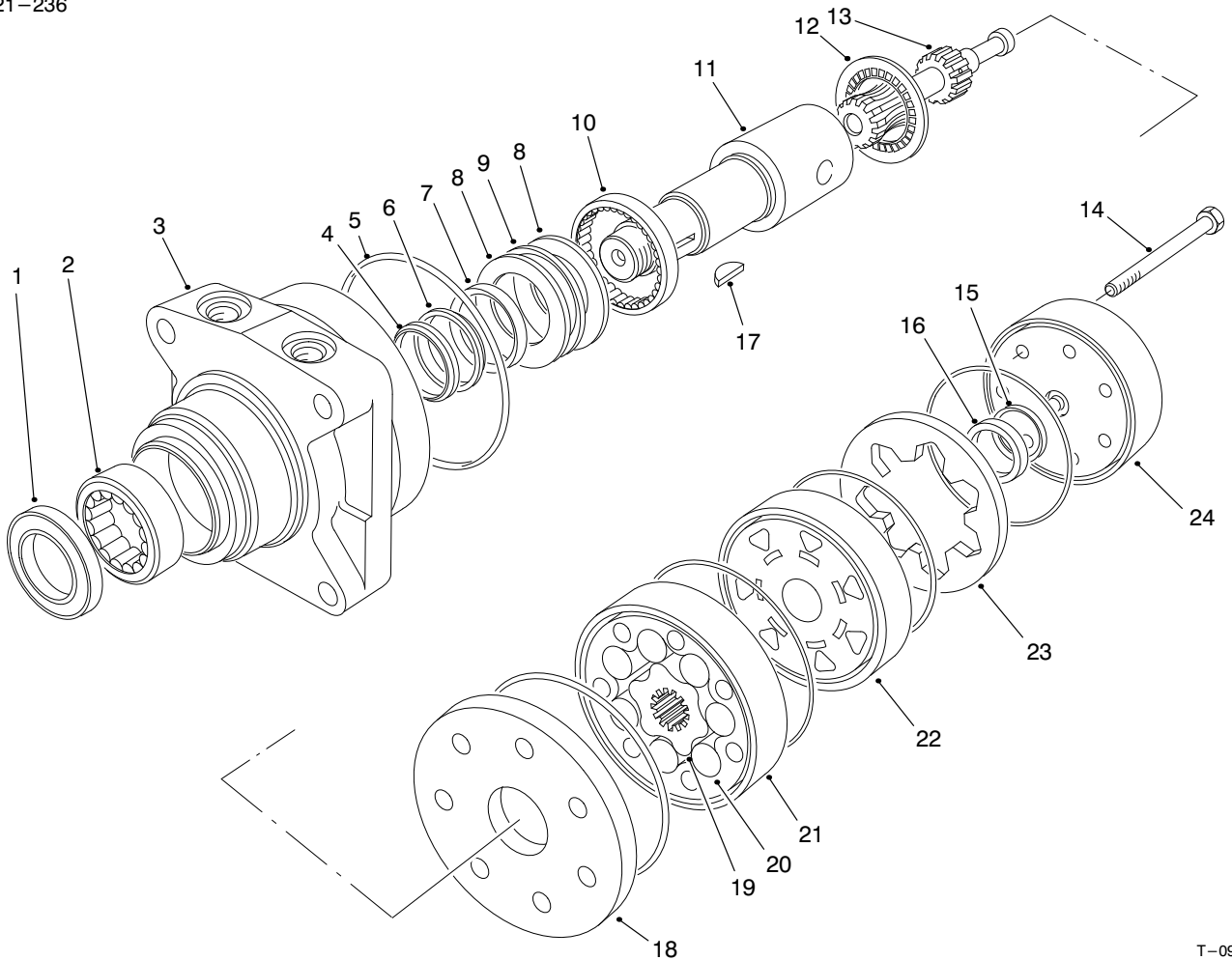
T-2223-1

FRONT WHEEL & BRAKE ASSEMBLY

Ref. No.	Part No.	Description	No. Used
1	242-50	Nut - Lug	8
2	28-3680	Tire	2
3	10-6850	Drum - Brake	2
4	70-9880	Spring - Return	4
5	3257-42	Key - Woodruff	2
6	84-2000	Bracket - Brake	2
7	94-5357	Hose Assembly - RH	2
8	94-5358	Hose Assembly - LH	2
9	340-14	Fitting - 45° (Incl. Ref. #30-31)	4
10	92-9199	Hydraulic Motor - Wheel	2
11	3256-23	Washer - Flat	2
12	93-2069	Rod - Brake	2
13	93-2096	Lever - Brake	2
14	26-3790	Nut - Lock	2
15	3220-20	Nut - Jam	2
16	33113-020	Screw - HH	8
17	33114-030	Screw - HH	2

Ref. No.	Part No.	Description	No. Used
18	33024-00	Nut - Lock NI	2
19	33023-00	Nut - Lock NI	8
20	33116-060	Screw - HH	8
21	93-2070	Clevis - Swivel	2
22	232-24	Stem - Valve	2
23	217-60	Rim	2
24	10-6870	Hub - Wheel	2
25	85-6540	Stud - Drive	8
26	70-9860	Cam - Brake	2
27	70-9840	Shoe - Brake	4
28	70-9870	Plate - Backing	2
29	70-9850	Clip - Retaining	2
30	237-65	O-Ring	4
31	237-80	O-Ring	4
*	10-6821	Brake Drum Assembly (Incl. Ref. #3 & 24-25)	2
*	71-1500	Brake Assembly (Incl. Ref. #4 & 26-29)	2

*Not Illustrated



T-0983-2

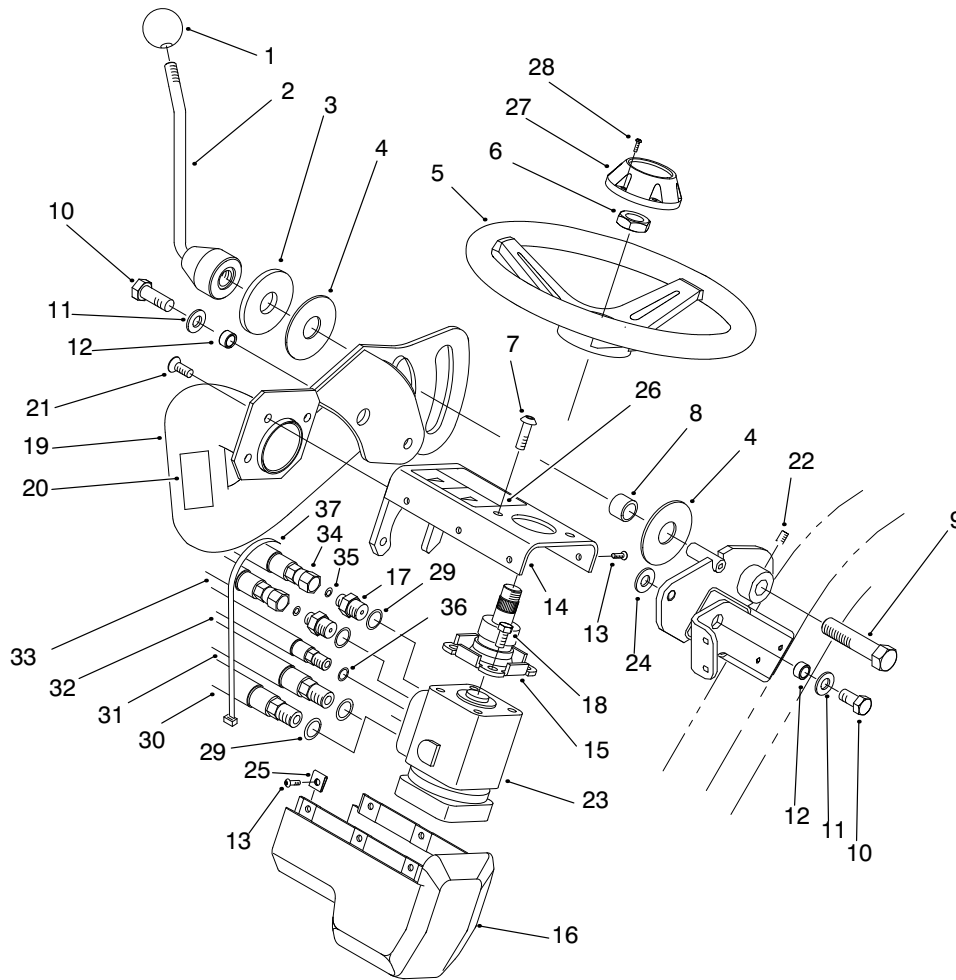
HYDRAULIC DRIVE MOTOR ASSEMBLY NO. 92-9199

Ref. No.	Part No.	Description	No. Used
†1		Seal – Dirt & Water	1
†2		Bearing	1
†3		Housing	1
†4		Washer – Back-Up	1
†5		Ring – Seal	5
†6		Washer – Back-Up	1
†7		Seal – Inner	1
†8		Washer – Thrust	2
†9		Bearing – Thrust	1
†10		Bearing	1
11	76-0860	Shaft – Coupling	1
12	76-0850	Bearing – Thrust	1
13	92-9761	Link – Drive	7
14	92-9762	Screw – Cap Hex. Hd.	1
†15		Seal – Commutator	1
†16		Commutator	1

Ref. No.	Part No.	Description	No. Used
17	3257-42	Key – Woodruff	1
18	76-0870	Plate – Wear	1
†19		Rotor	1
†20		Vane	7
†21		Stator	1
22	76-0840	Manifold	1
†23		Ring – Commutator	1
24	76-0940	End Cover Assembly	1
*	92-9763	Rotor Set (Incl. Ref. #19-21)	1
*	76-0880	Commutator Assembly (Incl. Ref. #15, 16 & 23)	1
*	94-8178	Seal Kit (Incl. Ref. #1, 4-7 & 15)	1
*	76-0810	Housing Assembly (Incl. Ref. #2, 3 & 8-10)	1

*Not Illustrated

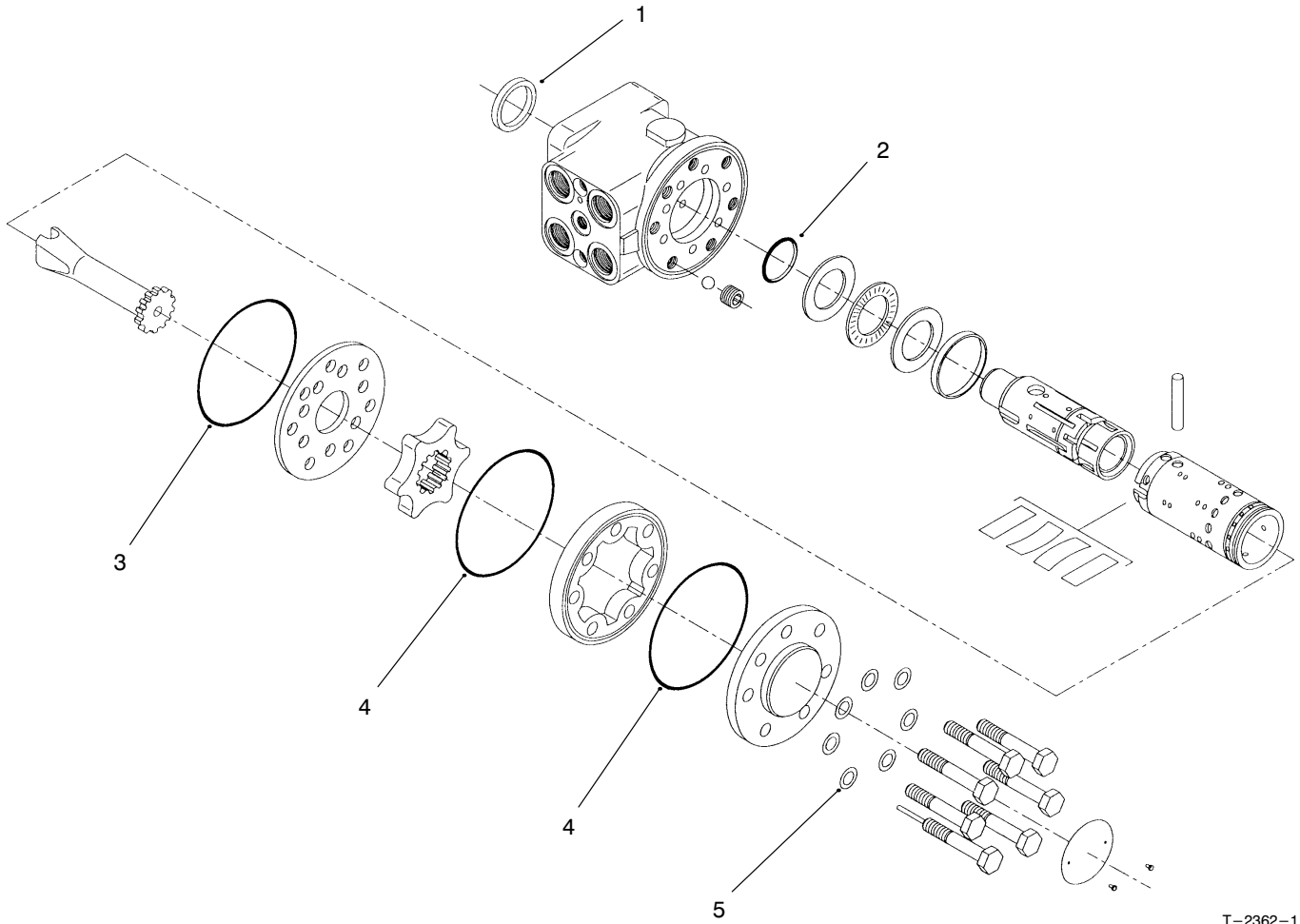
†Not Serviced Separately



T-2224-1

STEERING ARM ASSEMBLY

Ref. No.	Part No.	Description	No. Used	Ref. No.	Part No.	Description	No. Used
1	233-48	Knob	1	18	323-4	Screw - HH	2
2	93-2400	Lockup Handle	1	19	93-2115	Steering Arm	1
3	83-0760	Spacer - Lockup	1	20	93-8068	Decal - Steering Arm	1
4	83-0740	Disc - Friction	2	21	3274-80	Screw - HSBH	3
5	68-5130	Wheel - Steering (Incl. Ref. #27-28)	1	22	3246-3	Screw - Set	1
6	47-6990	Nut - Steering Wheel	1	23	93-2120	Steering Control Valve	1
7	3274-63	Screw - HSBH	2	24	65-6390	Washer - Thrust	1
8	83-0730	Spacer - Lockup	1	25	3290-277	Nut - Speed	6
9	93-2199	Screw - HH	1	26	93-8063	Decal - Warning	1
10	325-4	Screw - HH	2	27	68-5140	Cap - Steering Wheel	1
11	3256-26	Washer - Flat	2	28	32144-21	Screw - PPH	2
12	47-2890	Bushing	2	29	237-79	O-Ring	4
13	3274-39	Screw - HSBH	6	30	93-2272	Hose Assembly	1
14	94-9628	Steering Cover Asm (Incl. Ref. #26)	1	31	93-2252	Hose Assembly	1
15	83-1420	Steering Column Assembly	1	32	93-2269	Hose Assembly	1
16	94-6366	Cover - Steering Valve	1	33	93-2270	Hose Assembly	1
17	340-133	Fitting - Hydraulic (Incl. Ref. #29-30)	2	34	93-2271	Hose Assembly	1
				35	237-21	O-Ring	2
				36	237-42	O-Ring	1
				37	3290-379	Tie - Cable	1



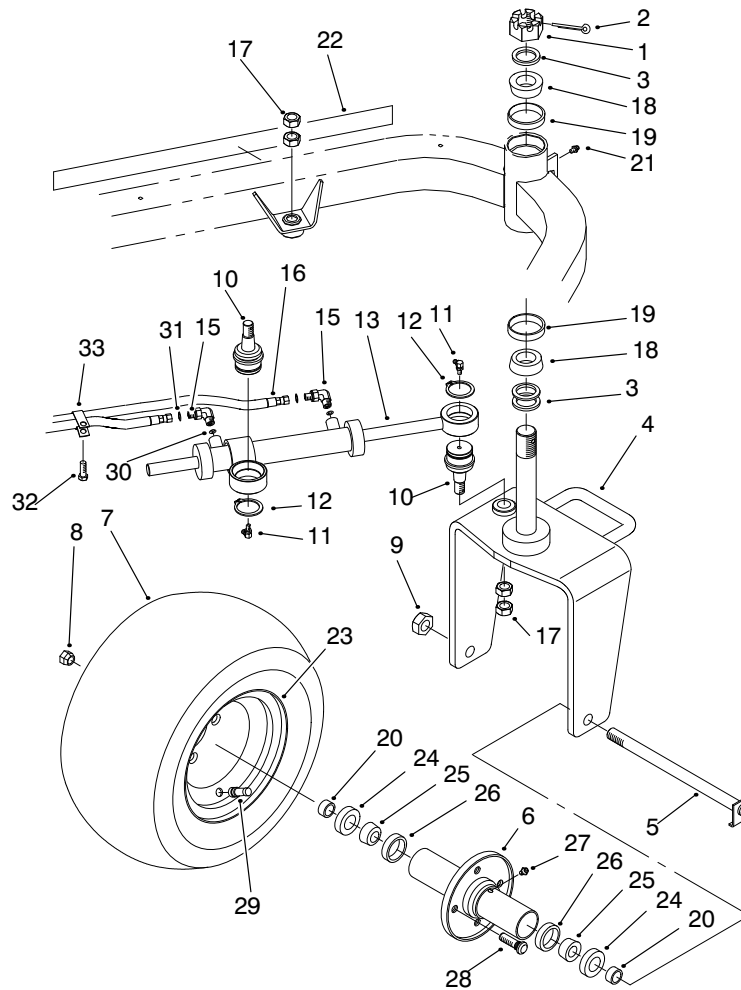
T-2362-1

STEERING CONTROL VALVE NO. 93-2120

Ref. No.	Part No.	Description	No. Used
†1		Ring – Dust Seal	1
†2		O-Ring	1
†3		O-Ring	1
†4		O-Ring	2

Ref. No.	Part No.	Description	No. Used
†5		Washer	7
*	94-4929	Kit – Seal (Incl. Ref. #1-5)	1

†Not Serviced Separately

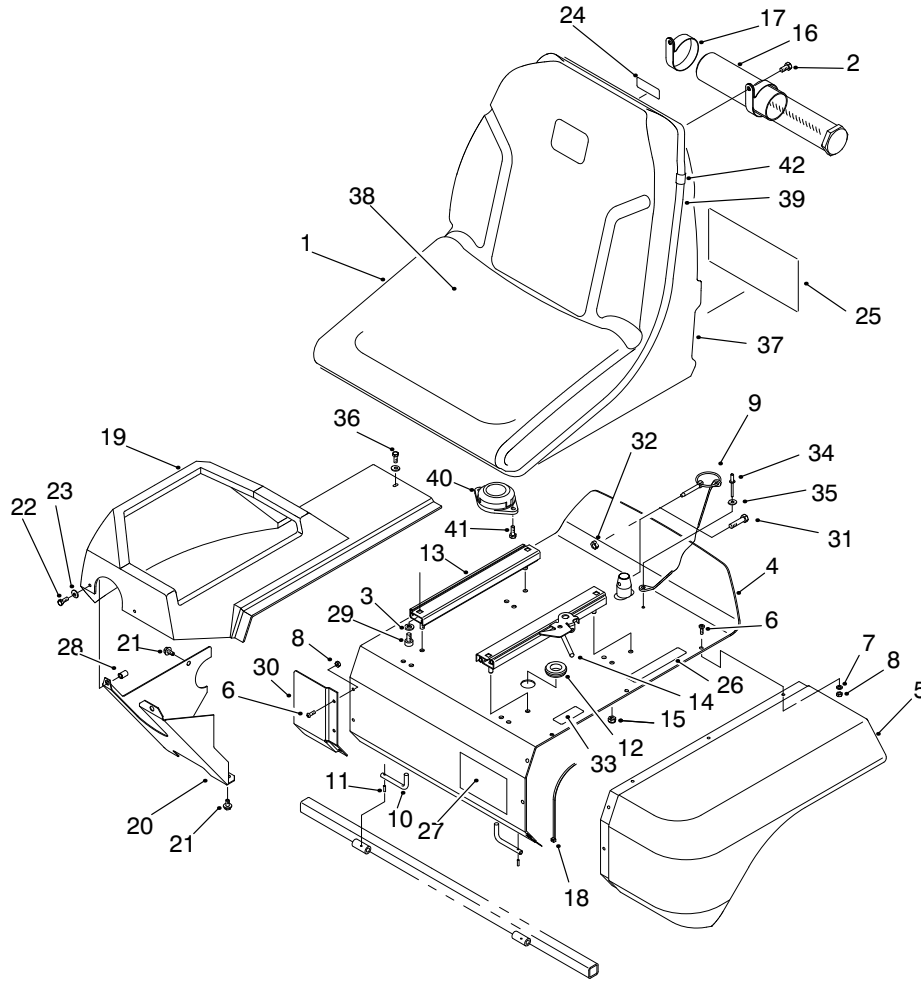


T-2225-1

REAR WHEEL ASSEMBLY

Ref. No.	Part No.	Description	No. Used	Ref. No.	Part No.	Description	No. Used
1	32136-9	Nut - Hex	1	18	254-70	Bearing Cone	2
2	3272-37	Pin - Cotter	1	19	254-61	Bearing - Cup	2
3	18-6320	Washer - Steering	3	20	74-3730	Spacer - Cylinder	2
4	93-2125	Castor Fork	1	21	302-5	Fitting - Grease, Str.	1
5	5-3934	Bolt	1	22	93-2233	Decal - GR3200	2
6	75-9440	Hub - Wheel	1	23	217-60	Rim	1
7	28-3680	Tire	1	24	253-111	Seal - Shaft	2
8	242-50	Nut - Lug	4	25	254-78	Cone - Bearing	2
9	3296-67	Nut - Lock NI	1	26	254-79	Cup - Bearing	2
10	92-5838	Ball Joint	2	27	302-55	Fitting - Grease	1
11	302-60	Fitting - Grease, 90°	2	28	10-6830	Stud - Drive	4
12	32151-104	Ring - Retaining, Ext.	2	29	232-27	Valve Stem w/Cap	1
13	93-2122	Cylinder Asm - Steering (Incl. Ref. #32)	1	30	237-78	O-Ring	2
14	93-2270	Hose Assembly	1	31	237-21	O-Ring	2
15	340-132	Fitting - Hydraulic	2	32	32144-14	Screw - Hex. Washer Hd.	1
16	93-2269	Hose Assembly	1	33	92-5753	Clamp - Hose Double	1
17	3220-6	Nut - Jam	4	*	94-4398	Kit - Seal, Cylinder Repair	1

*Not Illustrated



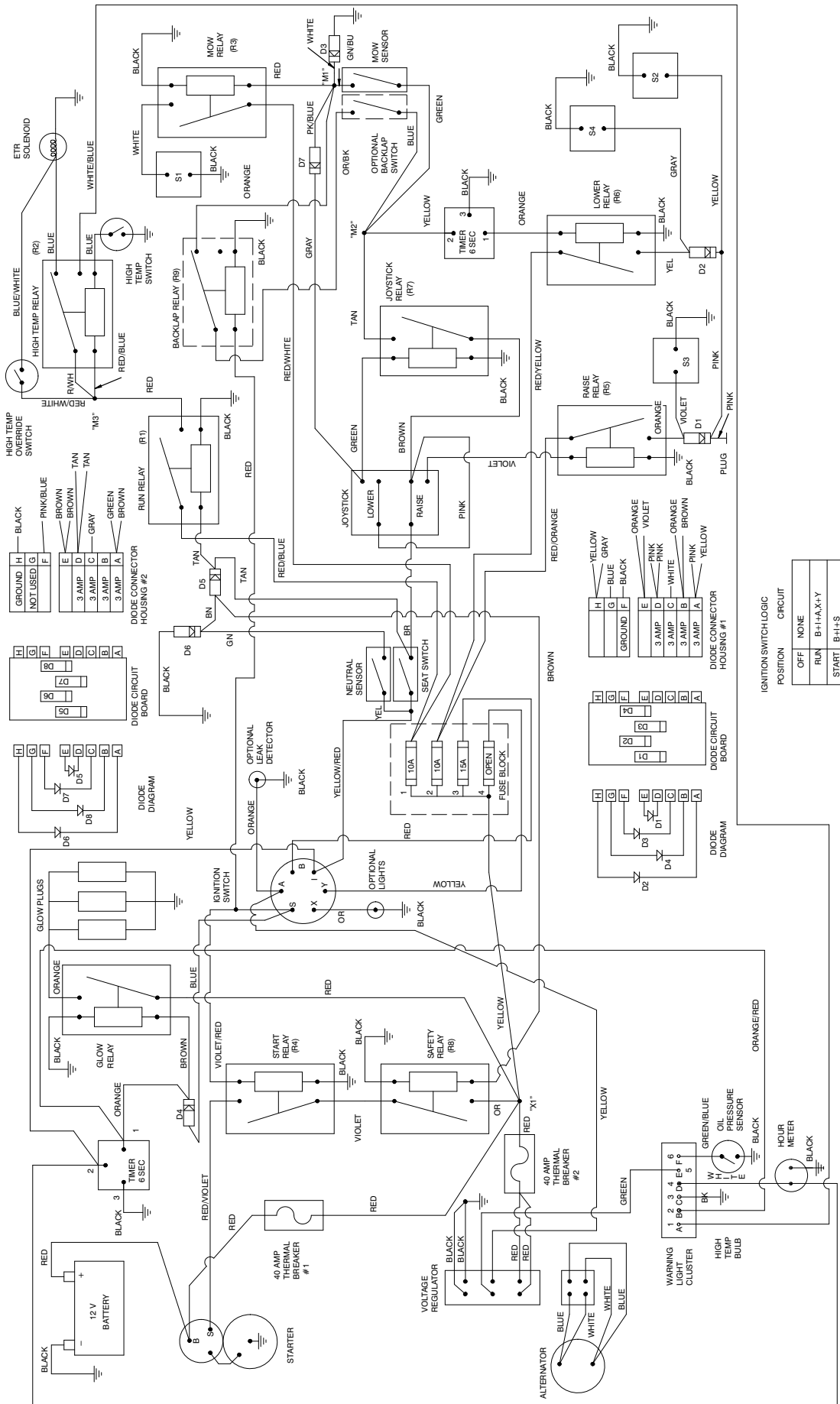
T-2226-3

SEAT ASSEMBLY

Ref. No.	Part No.	Description	No. Used
1	92-6280	Seat Assembly (Incl. Ref. #37-42)	1
2	322-2	Screw - HH	2
3	3256-23	Washer - Flat	4
4	94-9627	Seat Support Asm (Incl. Ref. #26, 27 & 33)	1
5	93-2128	Panel - Seat Base	1
6	3274-39	Screw - HSBH	9
7	3256-77	Washer - Flat	6
8	3296-12	Nut - Lock	9
9	77-3780	Lynch Pin & Lanyard Assy.	
10	93-2422	Rod - Seat Pivot	2
11	32121-7	Pin - Spring	2
12	237-100	Grommet	1
13	92-8990	Adjuster - Seat	1
14	92-8991	Adjuster w/Latch	1
15	3296-29	Nut - Lock	4
16	74-0720	Tube - Manual	1
17	2412-133	Clamp - R	2
18	3290-378	Tie - Cable	1
19	93-2578	Shroud - Console	1
20	94-4547	Panel - Lower	1
21	32144-14	Screw - HH	2
22	33113-016	Screw - HH	2
23	3256-1	Washer - Flat	3
24	93-8067	Decal - Hydraulic Oil	1
25	94-9633	Decal - Service	1
25	94-9642	Decal - Service (Danish)	1

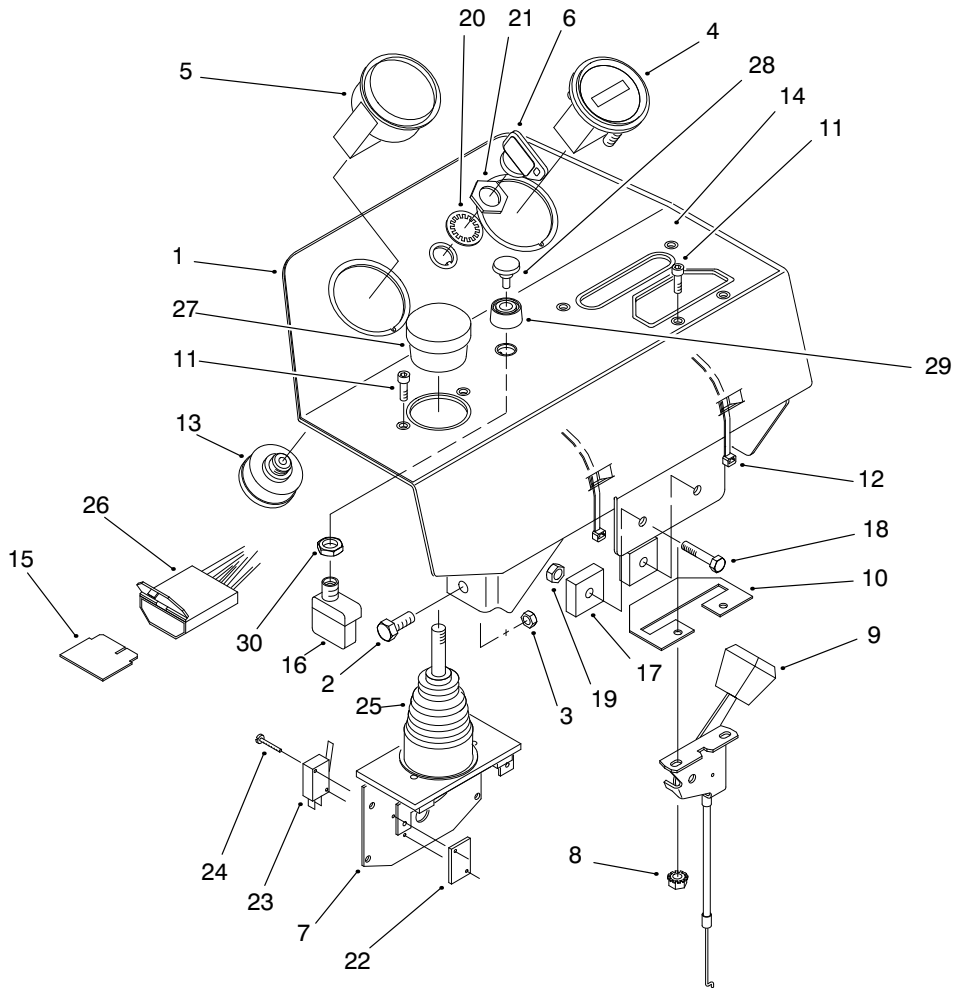
Ref. No.	Part No.	Description	No. Used
25	94-9643	Decal - Service (Dutch)	1
25	94-9641	Decal - Service (Finnish)	1
25	94-9635	Decal - Service (French)	1
25	94-9636	Decal - Service (German)	1
25	94-9638	Decal - Service (Italian)	1
25	94-9644	Decal - Service (Japanese)	1
25	94-9640	Decal - Service (Norwegian)	1
25	94-9639	Decal - Service (Portuguese)	1
25	94-9634	Decal - Service (Spanish)	1
25	94-9637	Decal - Service (Swedish)	1
26	93-6689	Decal - No Rider	1
27	94-2579	Decal - Toro	1
28	93-5447	Insert - Threaded	2
29	3274-12	Screw - HSH	4
30	94-4546	Panel - Extension	1
31	33113-030	Screw - HH (Europe)	1
32	33023-00	Nut - Lock NI (Europe)	1
33	93-7252	Decal - CE Mark	1
34	3290-282	Rivet - Pop	1
35	3256-49	Washer - Flat	1
36	33113-012	ScREW - Hex. Hd.	1
37	92-6534	Shell - Seat	1
38	92-6533	Kit - Cushion Repair	1
39	351-78	Edging	1
40	92-6282	Switch - Seat	1
41	321-3	Screw - Hex. Hd.	2
42	351-80	Clip - Edging	1

ELECTRICAL SCHEMATIC



IGNITION SWITCH LOGIC

POSITION	CIRCUIT
OFF	NONE
RUN	B+H+A,X+Y
START	B+H+S

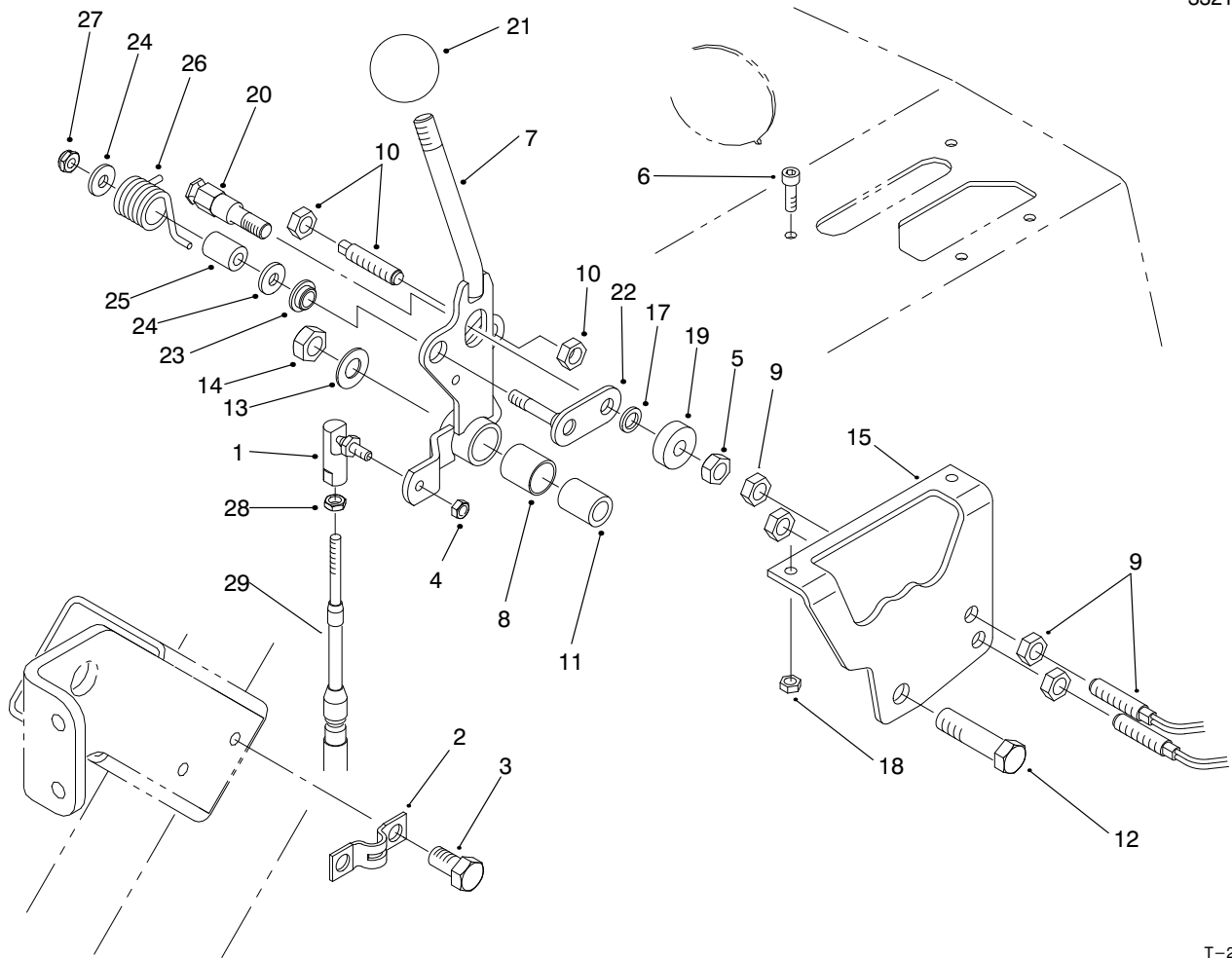


T-2292-1

CONTROL PANEL ASSEMBLY

Ref. No.	Part No.	Description	No. Used
1	94-6953	Console	1
2	33114-020	Screw - HH	4
3	33024-00	Nut - Lock NI	4
4	66-2950	Gauge - Hour Meter	1
5	92-9775	Warning Light Cluster	1
6	63-8360	Key - Ignition	2
7	98-2195	Lever - Control	1
8	32149-8	Nut - Keps	2
9	93-2322	Control - Throttle	1
10	85-9190	Plate - Control	1
11	3273-26	Screw - PPH	4
12	3290-378	Tie - Cable	2
13	27-2360	Switch - Ignition	1
14	94-8077	Decal - Console	1
15	92-3188	Diode - Circuit Board	1

Ref. No.	Part No.	Description	No. Used
16	72-9760	Switch - Override (Incl. Ref. #30)	1
17	92-2538	Timer - Glow Plug	2
18	33113-030	Screw - HH	2
19	33023-00	Nut - Lock NI	2
20	218-446	Washer - Lock	1
21	218-447	Nut - Hex.	1
22	3290-354	Plate - Nut	2
23	218-590	Switch - Micro	2
24	3290-93	Screw - HH	4
25	3290-488	Boot - Control, Lift	1
26	93-2340	Harness - Wire	1
27	3290-489	Knob - Control, Lift	1
28	43-6280	Button - Push	1
29	43-6420	Bezel	1
30	218-498	Nut - Hex.	1



T-2265-4

TRACTION HANDLE ASSEMBLY

Ref. No.	Part No.	Description	No. Used
1	2411-38	Ball Joint	1
2	93-2279	Clamp - Cable	1
3	32144-14	Screw - HH	2
4	3296-27	Nut - Lock	1
5	33024-00	Nut - Lock NI	1
6	3273-26	Screw - HSH	2
7	94-9611	Handle	1
8	256-311	Bushing - Straight	1
9	93-2055	Reed Switch - Sensor	2
10	93-2056	Reed Switch - Actuator	1
11	94-1378	Tube - Handle Pivot	1
12	33115-040	Screw - HH	1
13	33025-00	Nut - Lock NI	1

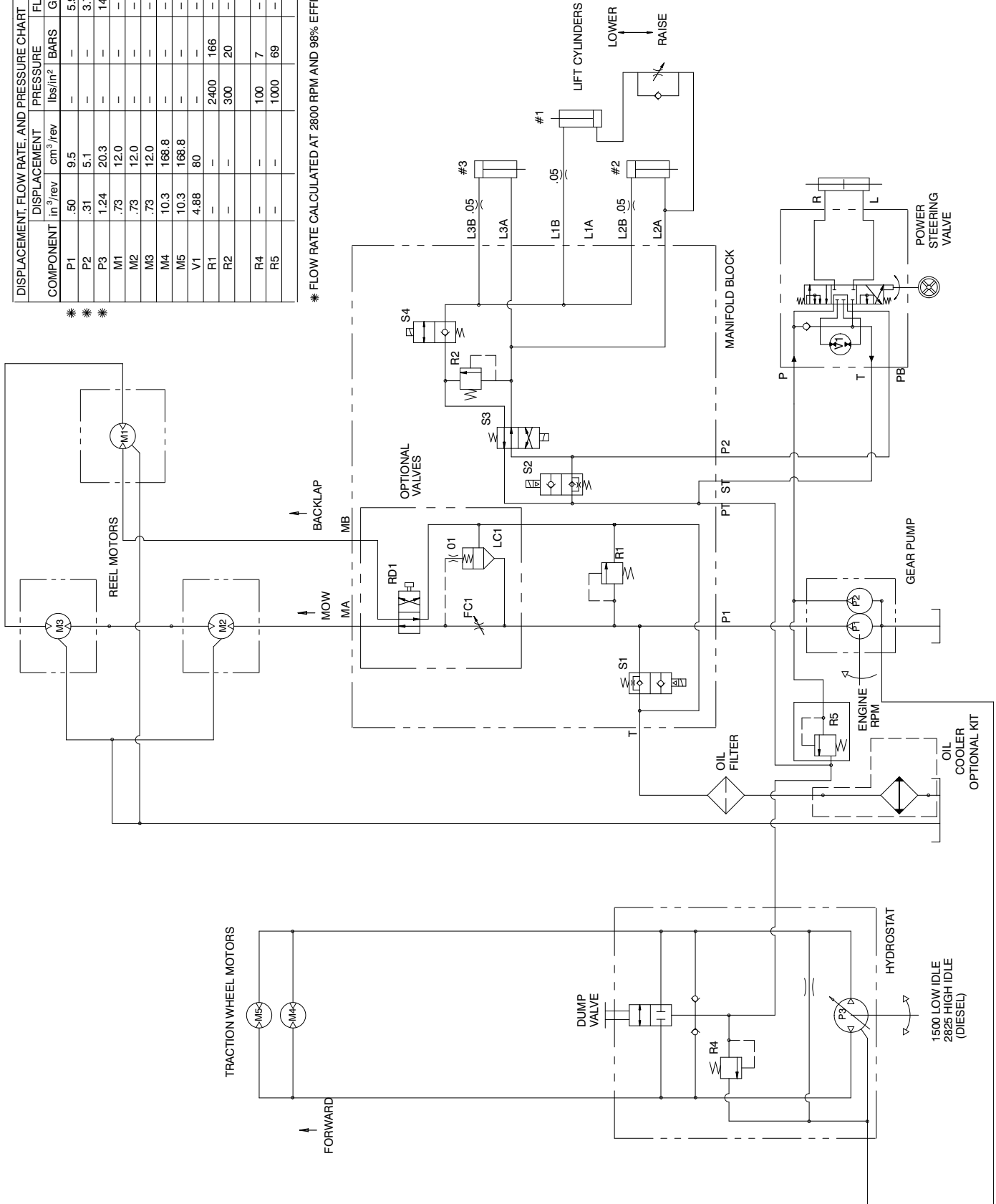
Ref. No.	Part No.	Description	No. Used
14	3256-24	Washer - Flat	1
15	94-6398	Bracket - Traction	1
17	75-5470	Spacer	1
18	3296-27	Nut - Lock	2
19	251-259	Bearing - Ball	1
20	94-9617	Pin - Spring	1
21	233-42	Knob	1
22	94-9614	Roller - Pivot	1
23	94-9619	Bushing	1
24	3256-1	Washer - Flat	2
25	94-9618	Spacer - Spring	1
26	94-9620	Spring - Torsion	1
27	33023-00	Nut - Lock	1

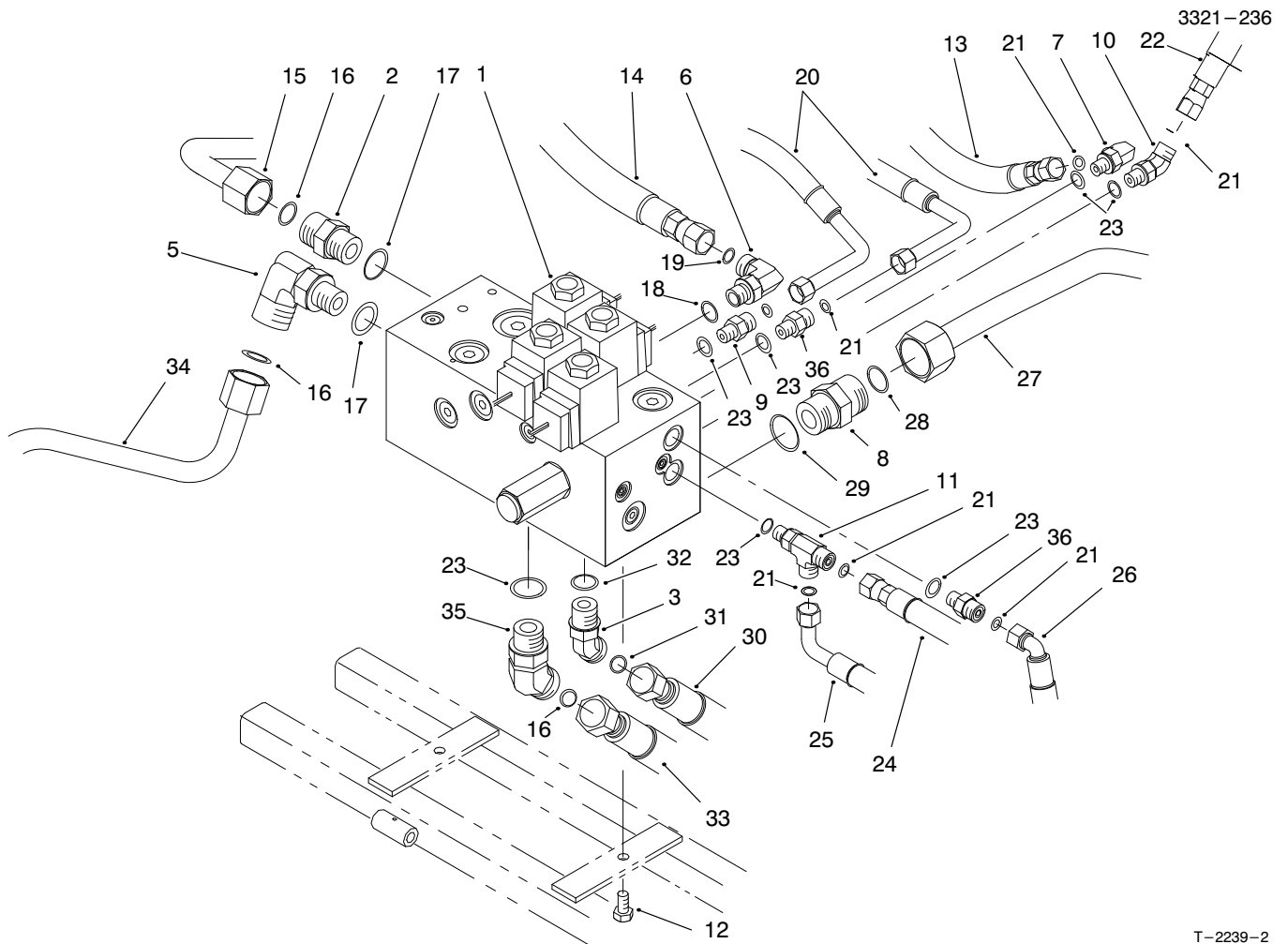
HYDRAULIC SCHEMATIC

DISPLACEMENT, FLOW RATE, AND PRESSURE CHART					
COMPONENT	DISPLACEMENT in ³ /rev	DISPLACEMENT cm ³ /rev	PRESSURE lbs/in ² BARS	FLOW RATE	
				GPM	LPM
P1	.50	9.5	-	5.9	22.4
P2	.31	5.1	-	3.7	13.9
P3	1.24	20.3	-	14.8	55.8
M1	.73	12.0	-	-	-
M2	.73	12.0	-	-	-
M3	.73	12.0	-	-	-
M4	10.3	168.8	-	-	-
M5	10.3	168.8	-	-	-
V1	4.88	80	-	-	-
R1	-	-	2400	166	-
R2	-	-	300	20	-
R4	-	-	100	7	-
R5	-	-	1000	69	-

* * *

* FLOW RATE CALCULATED AT 2800 RPM AND 98% EFFICIENCY

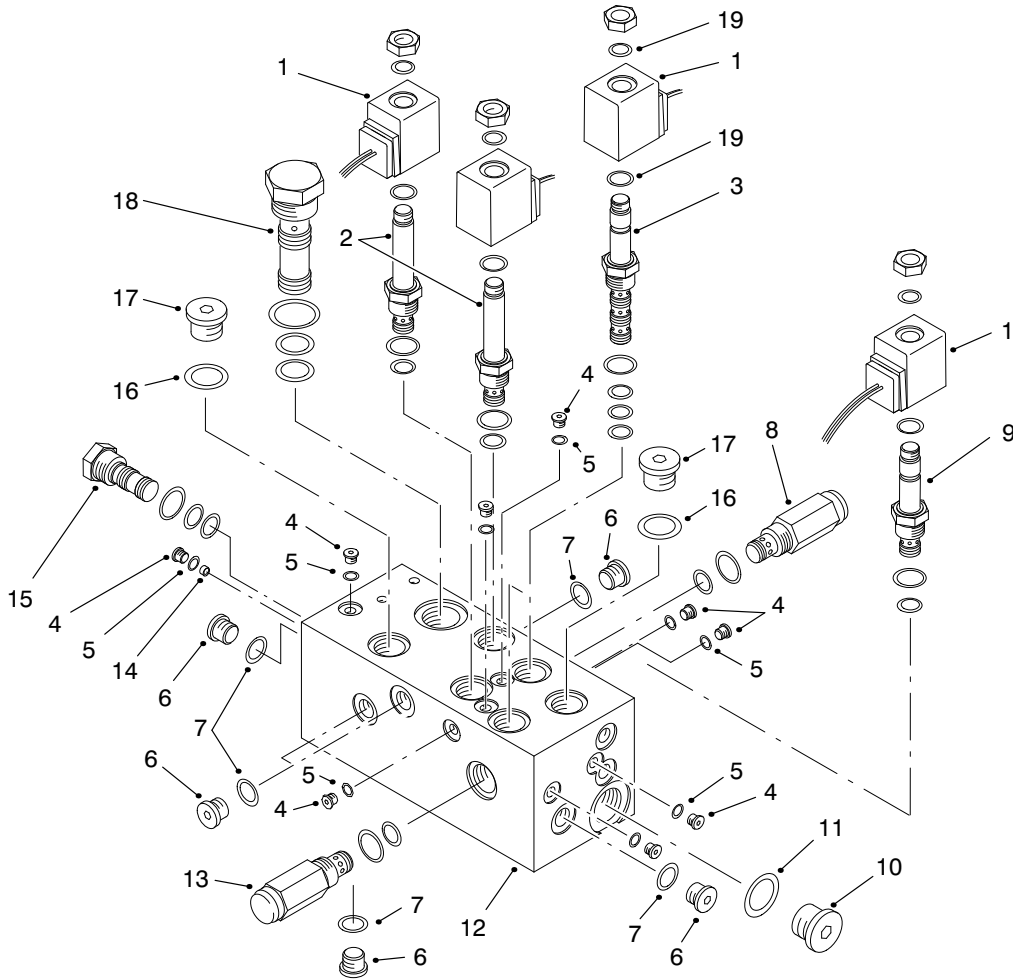




T-2239-2

MANIFOLD INSTALLATION ASSEMBLY

Ref. No.	Part No.	Description	No. Used	Ref. No.	Part No.	Description	No. Used
1	93-2240	Manifold Assembly	1	16	237-65	O-Ring	3
2	340-7	Fitting - Hydraulic (Incl. Ref. #16-17)	1	17	237-80	O-Ring	2
3	340-138	Fitting - Hydraulic 45° (Incl. Ref. #31-32)	1	18	237-42	O-Ring	1
5	340-17	Fitting - Hydraulic 90° (Incl. Ref. #16-17)	1	19	237-22	O-Ring	1
6	340-77	Fitting - Hydraulic 90° (Incl. Ref. #18-19)	1	20	93-2254	Hose Assembly	2
7	340-132	Fitting - Hydraulic 90° (Incl. Ref. #21 & 23)	1	21	237-21	O-Ring	7
8	340-9	Fitting - Hydraulic (Incl. Ref. #28-29)	1	22	94-3477	Hose Assembly	1
9	340-92	Fitting - Hydraulic (Incl. Ref. #21 & 23)	1	23	237-78	O-Ring	7
10	340-103	Fitting - Hydraulic 45° (Incl. Ref. #21 & 23)	1	24	93-2258	Hose Assembly	1
11	340-140	Tee - Hydraulic (Incl. Ref. #21 & 23)	1	25	93-2256	Hose Assembly	1
12	33114-016	Screw - HH	2	26	93-2255	Hose Assembly	1
13	93-2271	Hose Assembly	1	27	94-4518	Tube - Hydraulic	1
14	93-2272	Hose Assembly	1	28	237-58	O-Ring	1
15	94-1317	Tube - Hydraulic	1	29	237-81	O-Ring	1
				30	94-6383	Hose Assembly	1
				31	237-30	O-Ring	1
				32	237-79	O-Ring	1
				33	94-1332	Hose Assembly	1
				34	94-1320	Tube - Hydraulic	1
				35	340-14	Fitting - Hydraulic (Incl. Ref. #16 & 23)	1
				36	95-1639	Fitting - Orificed (Incl. Ref. #21 & 23)	2



T-2251-1

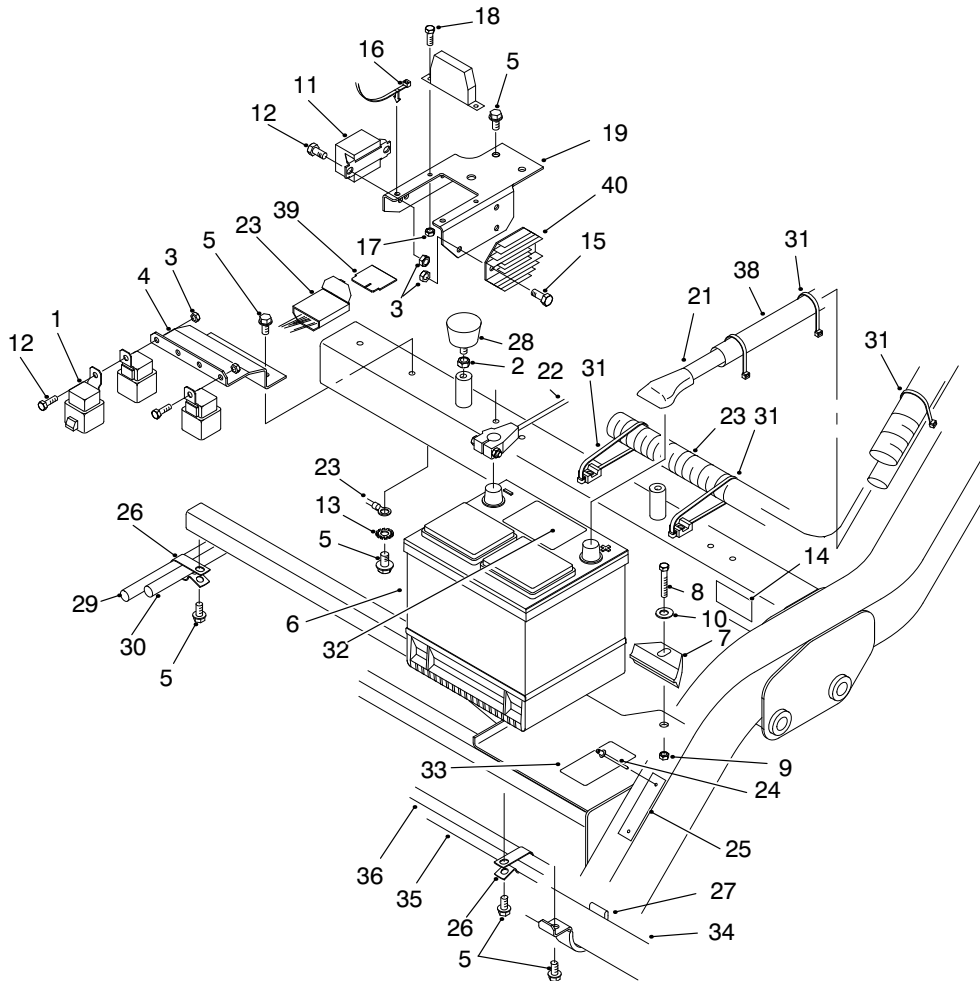
MANIFOLD ASSEMBLY NO. 93-2240

Ref. No.	Part No.	Description	No. Used
1	88-9190	Solenoid - 20 Watt	4
2	93-7494	Cartridge - N.O. Poppet (Use Seal Kit #75-2080)	2
3	94-2627	Cartridge (Use Seal Kit #75-2090)	1
4	353-991	Plug (Incl. Ref. #5)	9
5	237-156	O-Ring	9
6	353-989	Plug (Incl. Ref. #7)	6
7	237-42	O-Ring	6
8	75-2010	Cartridge - Relief 2400 psi (Use Seal Kit #75-2080)	1
9	92-6315	Cartridge - N.C. (Use Seal Kit #75-2080)	1
10	353-988	Plug (Incl. Ref. #11)	1
11	237-79	O-Ring	1

Ref. No.	Part No.	Description	No. Used
†12		Body - Manifold	1
13	94-6351	Cartridge - Relief 150 psi (Use Seal Kit #75-2080)	1
14	95-5999	Plug - Orifice	1
15	94-6353	Plug - Cavity (Use Seal Kit #95-5641)	1
16	237-80	O-Ring	2
17	354-70	Plug (Incl. Ref. #16)	2
18	94-6352	Plug - Cavity (Use Seal Kit #94-3661)	1
19	94-5438	Seal - Solenoid	8
*	75-2080	Seal Kit	5
*	95-5641	Seal Kit	1
*	75-2090	Seal Kit	1
*	94-3661	Seal Kit	1

*Not Illustrated

†Not serviced separately



T-2275-5

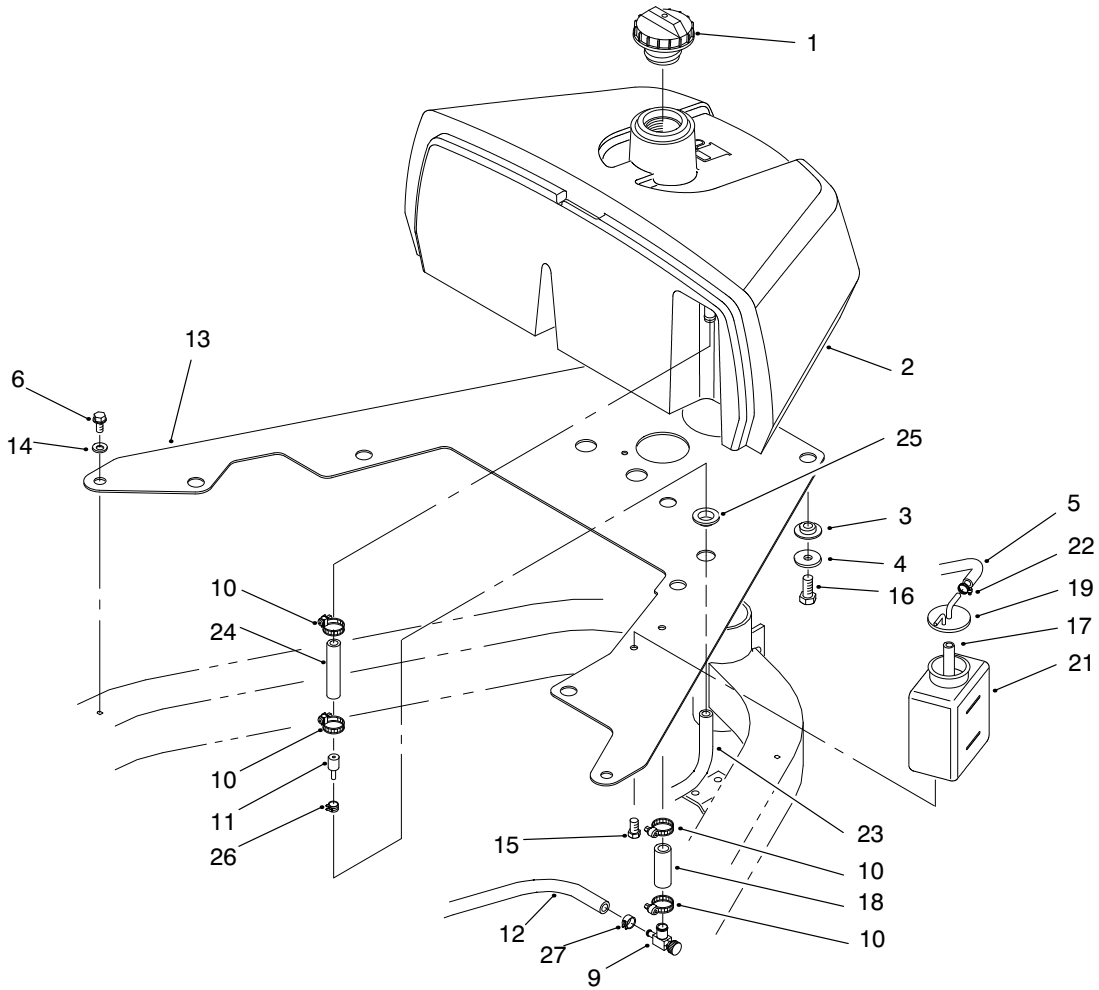
ELECTRONICS INSTALLATION ASSEMBLY

Ref. No.	Part No.	Description	No. Used	Ref. No.	Part No.	Description	No. Used
1	70-1480	Relay	8	22	93-2344	Cable - Battery Negative	1
2	3218-2	Nut - Hex Jam	2	23	93-2340	Wire Harness	1
3	33023-00	Nut - Lock	8	24	3290-415	Rivet - Pop	2
4	93-2169	Bracket - Relay	1	†25		Serial Plate	1
5	32144-14	Screw - HH	8	26	92-5753	Clamp - Hose Double	2
6	66-2750	Battery	1	27	93-2036	Clamp - Air Hose	1
7	66-2490	Retainer - Battery	1	28	68-3270	Bumper	2
8	33115-040	Screw - HH	1	29	93-2270	Hose Assembly	1
9	33025-00	Nut - Lock	1	30	93-2269	Hose Assembly	1
10	3256-24	Washer - Flat	1	31	3290-378	Tie - Cable	7
11	66-8800	Relay - Glow Plug	1	32	93-7276	Decal - Danger	1
12	33113-016	Screw - HH	6	33	93-6668	Decal - Battery	1
13	3254-2	Washer - Lock	1	34	93-2035	Hose - Air Cleaner	1
†14		Decal - ANSI	1	35	93-2256	Hose Assembly	1
15	33113-030	Screw - HH	2	36	93-2255	Hose Assembly	1
16	94-1325	Push Mount Tie	2	38	94-4519	Tube - Convuluted	1
17	3296-2	Nut - Lock	2	39	92-3188	Diode - Circuit Board	1
18	32105-13	Screw - HH	2	‡40	185516140	Regulator	1
19	93-2123	Bracket - Fuse Block	1	*	70-8570	Circuit Breaker - 40 Amp	2
21	93-2343	Cable - Battery Positive	1				

*Not Illustrated

†Not serviced separately

‡Obtain from your local Perkins Dealer.

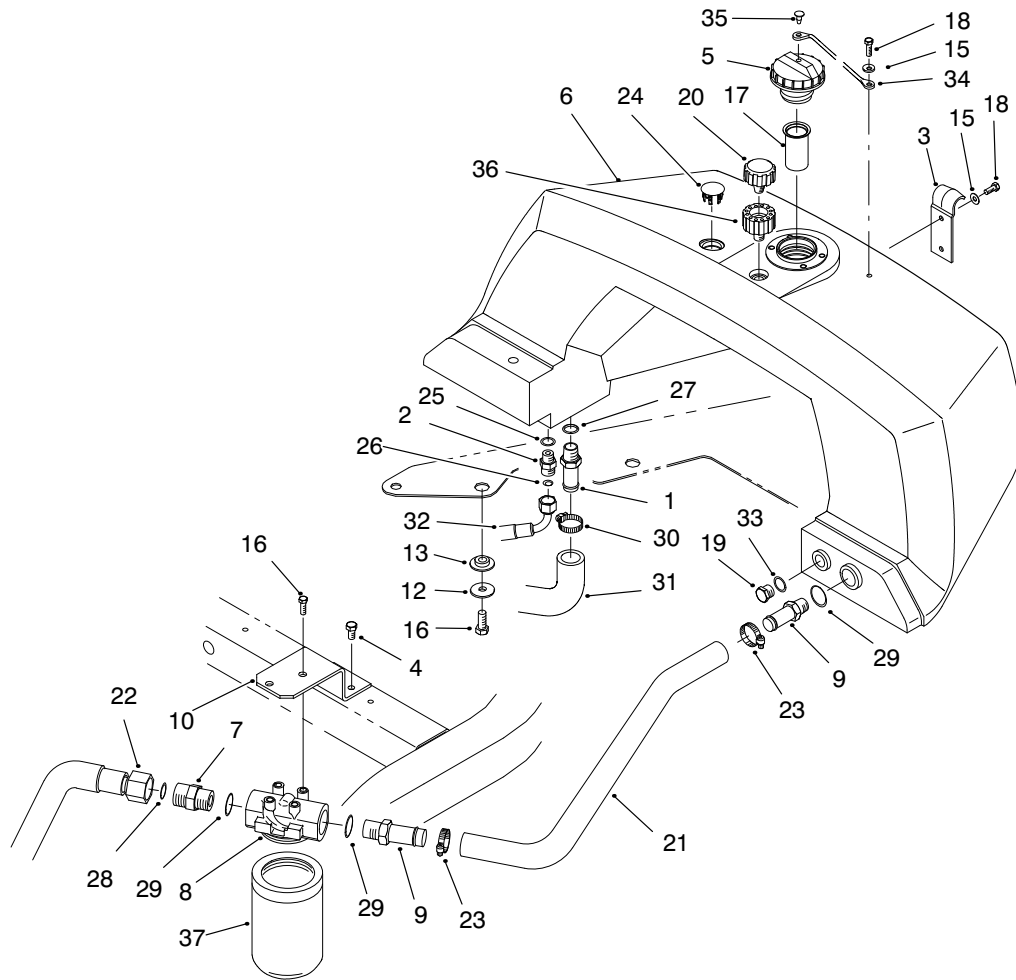


T-2271-2

FUEL TANK ASSEMBLY

Ref. No.	Part No.	Description	No. Used
1	93-3102	Fuel Cap - Diesel	1
2	93-2225	Tank - Fuel	1
3	240-11	Grommet	3
4	93-4637	Washer - Flat	3
5	93-2260	Hose - Expansion Tank	1
6	32144-14	Screw - HH	3
9	56-2520	Fitting - Fuel Shut Off	1
10	2412-36	Clamp - Hose	4
11	93-2299	Fitting - Fuel	1
12	93-2230	Hose - Fuel	1
13	94-1364	Plate	1
14	3256-23	Washer - Flat	2

Ref. No.	Part No.	Description	No. Used
15	33114-016	Screw - HH	2
16	33115-020	Screw - HH	3
17	94-1348	Hose - Tank	1
18	94-4353	Hose - Fuel	1
19	93-2048	Cap - Overflow Tank	1
21	93-2049	Tank - Overflow	1
22	2412-108	Clamp - Hose	1
23	93-2298	Hose - Fuel	1
24	56-2230	Hose - Fuel	1
25	237-124	Grommet	1
26	2412-108	Clamp - Hose	1
27	92-2379	Clamp - Hose	1

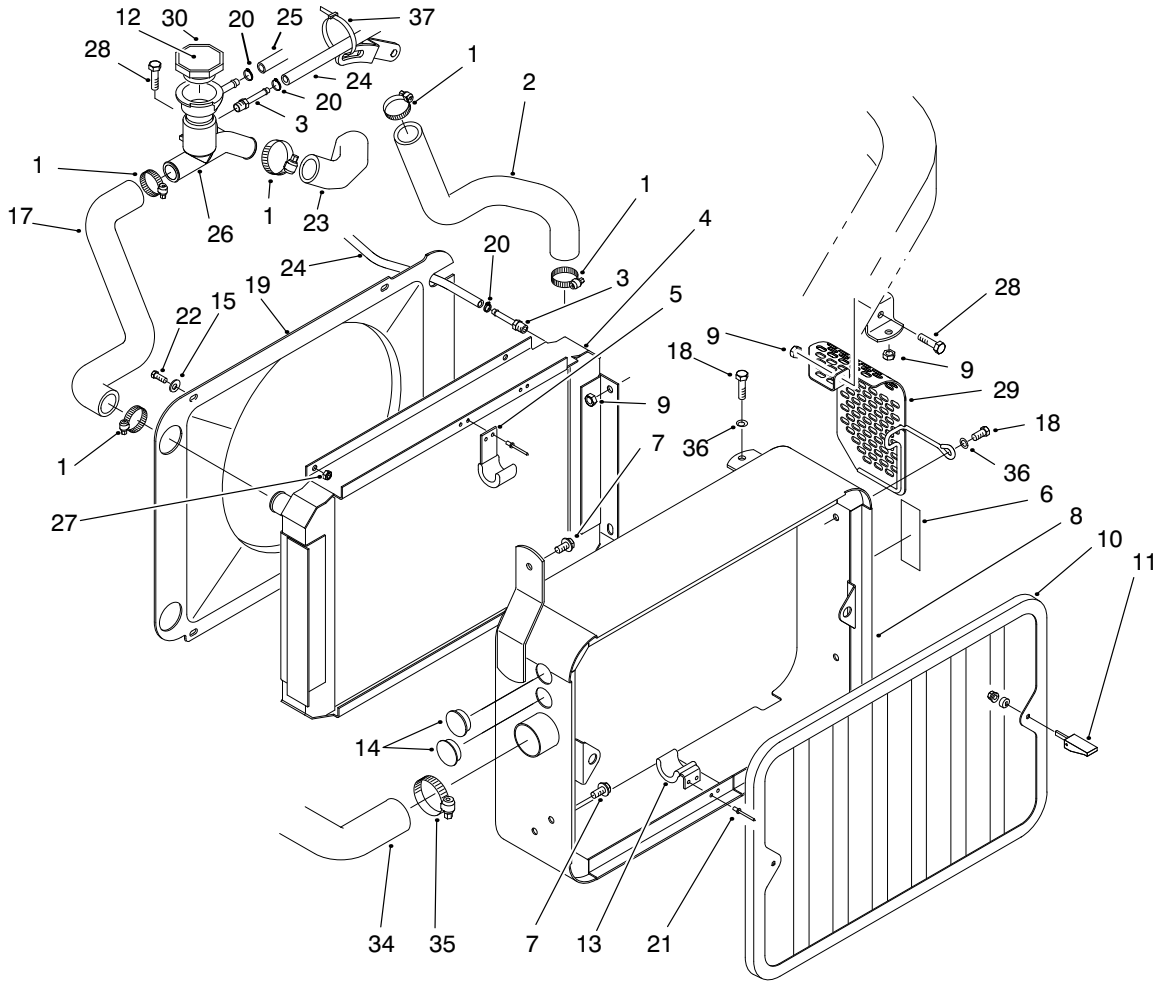


T-2272-4

HYDRAULIC RESERVOIR ASSEMBLY

Ref. No.	Part No.	Description	No. Used	Ref. No.	Part No.	Description	No. Used
1	354-78	Fitting - Hydraulic (Incl. Ref. 27)	1	18	33113-016	Screw - HH	3
2	340-2	Fitting - Hydraulic (Incl. Ref. 25 & 26)	1	19	353-988	Plug (Incl. Ref. 33)	1
3	93-2438	Clamp - Fuel Tank	1	20	68-6150	Breather - Air	1
4	32144-14	Screw - HH	2	21	94-9607	Hose - Formed	1
5	93-7160	Cap - Hydraulic Oil (Incl. Ref. #34-35)	1	22	94-4518	Hose - Assembly	1
6	93-2235	Tank - Hydraulic	1	23	2412-129	Clamp - Hose	2
7	340-9	Fitting - Hydraulic (Incl. Ref. 28 & 29)	1	24	93-2437	Plug - Serrated	1
8	93-2242	Filter Assembly - Oil (Incl. Ref. #37)	1	25	237-42	O-Ring	1
9	354-73	Fitting - Hydraulic, Barb (Incl. Ref. #29)	2	26	237-22	O-Ring	1
10	93-2236	Mount - Oil Filter	1	27	237-146	O-Ring	1
12	93-4637	Washer - Flat	4	28	237-58	O-Ring	1
13	240-11	Grommet	4	29	237-81	O-Ring	3
15	3256-1	Washer - Flat	3	30	2412-34	Clamp - Hose	1
16	33115-020	Screw - HH	6	31	93-2068	Hose - Pump Inlet	1
17	93-2275	Screen - Filler	1	32	94-4539	Hose Assembly	1
				33	237-79	O-Ring	1
				†34		Tether	1
				†35		Plug	1
				36	92-8020	Adapter - Breather	1
				37	75-1310	Element - Filter	1

†Not serviced separately

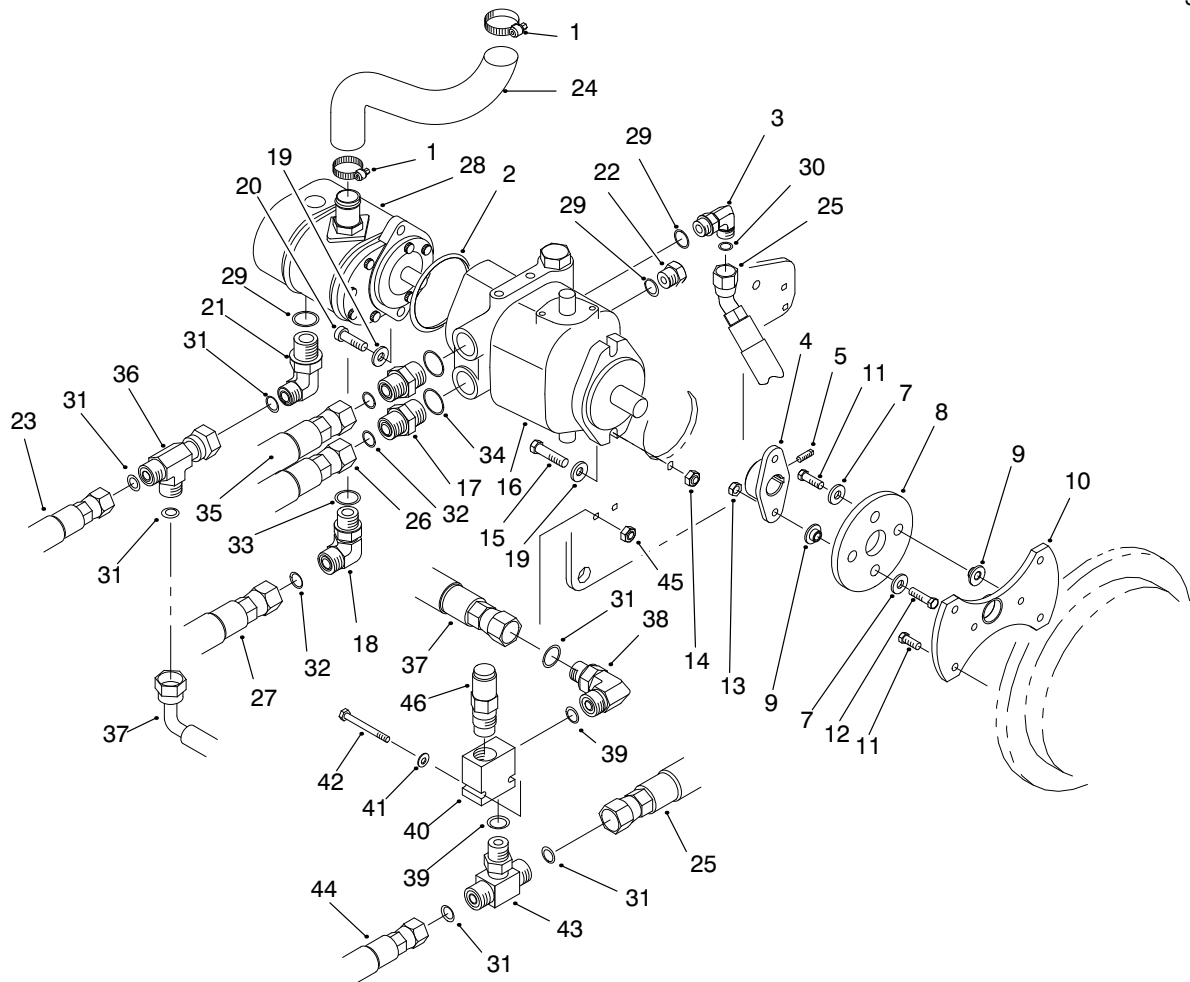


T-2274-3

RADIATOR ASSEMBLY

Ref. No.	Part No.	Description	No. Used
1	2412-34	Clamp - Hose	5
2	93-2031	Hose - Radiator	1
3	304-73	Fitting - Hydraulic Barb	2
4	93-2300	Radiator	1
5	93-2425	Bracket - Cooler Upper	2
6	93-6681	Decal - Warning	1
7	32144-14	Screw - HH	2
8	94-9623	Radiator Support Asm (Incl. Ref. #6)	1
9	33024-00	Nut - Lock	6
10	93-2050	Screen	1
11	74-5950	Latch - Swell	2
12	93-7840	Decal - Radiator Cap	1
13	93-2424	Bracket - Cooler Lower	2
14	94-4528	Plug	2
15	3256-22	Washer - Flat	4
17	93-2018	Hose - Radiator	1

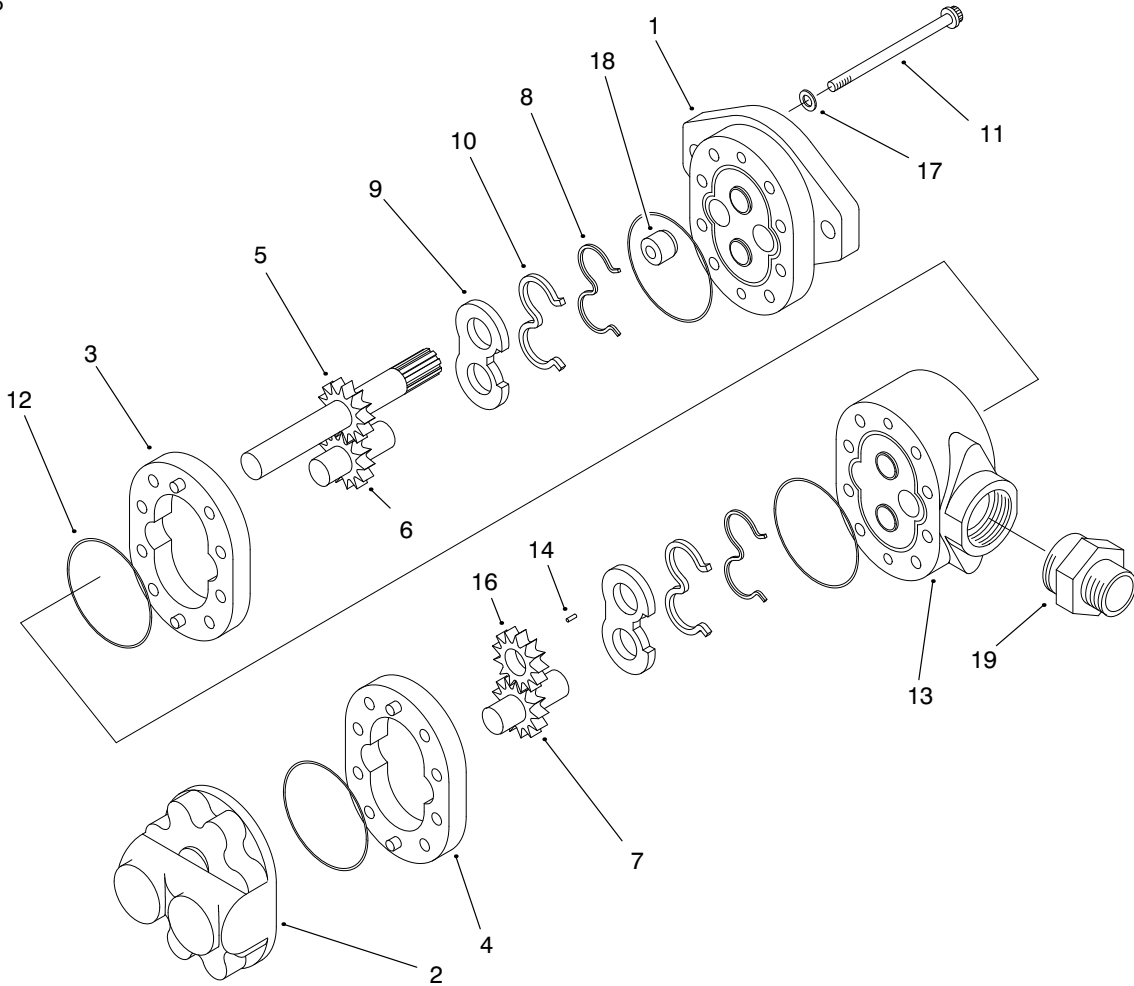
Ref. No.	Part No.	Description	No. Used
18	33114-020	Screw - HH	5
19	93-2320	Shroud - Fan	1
20	2412-108	Clamp - Hose	3
21	3269-15	Rivet - Pop	8
22	33113-016	Screw - HH	4
23	93-2016	Hose - Radiator	1
24	94-1349	Hose - Breather	1
25	93-2260	Hose - Expansion Tank	1
26	94-3473	Elbow Assembly - Radiator	1
27	33023-00	Nut - Lock	4
28	33114-016	Screw - HH	3
29	94-3480	Guard - Alternator	1
30	66-3240	Cap - Radiator	1
34	93-2035	Hose - Air Cleaner	1
35	2412-92	Clamp - Hose	1
36	3256-23	Washer - Flat	2
37	3290-378	Tie - Cable	1



T-2270-4

HYDRAULIC PUMP & HYDROSTAT ASSEMBLY

Ref. No.	Part No.	Description	No. Used	Ref. No.	Part No.	Description	No. Used
1	2412-34	Clamp - Hose	2	23	93-2252	Hose Assembly	1
2	60-3520	O-Ring	1	24	94-8174	Hose - Pump Inlet	1
3	340-18	Fitting - Hydraulic 90° (Incl. Ref. #29 & 31)	1	25	94-6384	Hose Assembly	1
4	93-2589	Hub - Pump	1	26	94-5355	Hose Assembly	1
5	3241-6	Screw - SQH	2	27	94-1332	Hose Assembly	1
7	3256-3	Washer - Flat	4	28	95-0533	Gear Pump	1
8	80-8650	Coupling - Rubber	1	29	237-79	O-Ring	3
9	27-6600	Spacer - Coupling	4	31	237-22	O-Ring	7
10	93-2170	Pump Adapter	1	32	237-65	O-Ring	3
11	33114-020	Screw - HH	6	33	237-80	O-Ring	1
12	33114-030	Screw - HH	2	34	237-81	O-Ring	2
13	33024-00	Nut - Lock	2	35	94-5356	Hose Assembly	1
14	33025-00	Nut - Lock	2	36	340-115	Fitting - Tee	1
15	33115-040	Screw - HH	2	37	98-4606	Hose Assembly	1
16	93-2586	Hydrostat	1	38	340-77	Fitting - Hydraulic 90°	1
17	340-8	Fitting - Hydraulic (Incl. Ref. #32 & 34)	2	39	237-42	O-Ring	2
18	340-17	Fitting - Hydraulic 90° (Incl. Ref. #32 & 33)	1	40	94-6385	Valve - Relief (Incl. Ref. #46)	1
19	3256-24	Washer - Flat	4	41	3256-22	Washer - Flat	2
20	3274-1	Screw - HSH	2	42	33113-050	Screw - HH	2
21	340-18	Fitting - Hydraulic 90° (Incl. Ref. #29 & 31)	1	43	340-94	Fitting - Tee	1
22	353-988	Plug (Incl. Ref. #29)	1	44	94-6383	Hose Assembly	1
				45	33023-00	Nut - Lock	2
				46	94-6386	Cartridge - Relief Valve	1



T-2392-1

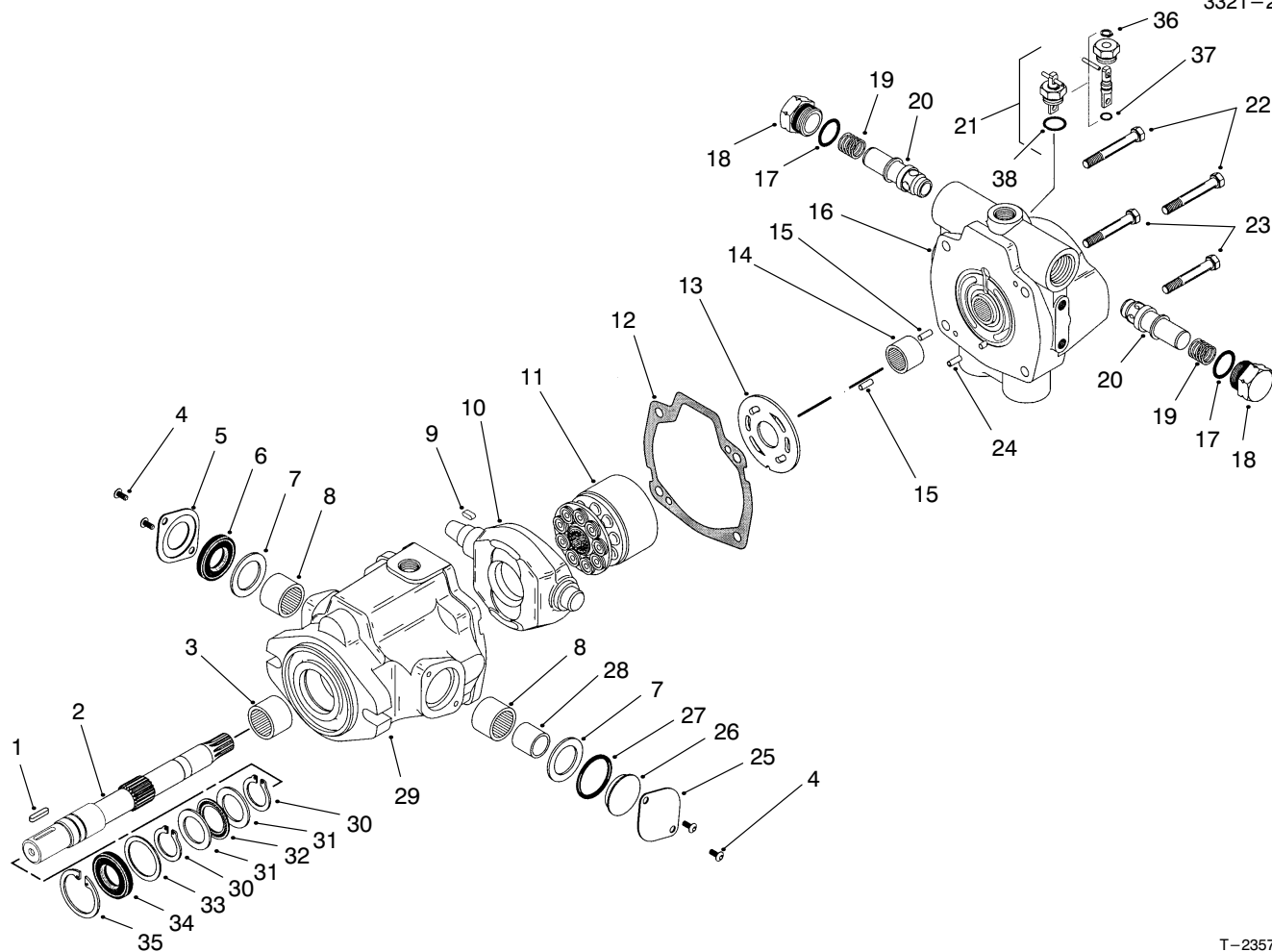
GEAR PUMP ASSEMBLY NO. 95-0533

Ref. No.	Part No.	Description	No. Used
†1		Plate – Front	1
†2		Plate – Back	1
†3		Body	1
†4		Body	1
†5		Gear – Drive	1
†6		Gear – Idler	1
†7		Gear – Idler	1
†8		Gasket – Backup	2
†9		Plate – Wear	2
†10		Seal – Pressure	2
11	94-8158	Screw – Cap	8

Ref. No.	Part No.	Description	No. Used
†12		O-Ring	4
†13		Plate – Adapter	1
†14		Key	1
†15		Tube	1
†16		Gear	1
17	94-8160	Washer	4
18	94-3011	Plug	1
†19		Fitting – Suction	1
*	94-8161	Kit – Seal Repair (Incl. Ref. #8,10, 12 & 17-18)	1

†Not Serviced Separately

*Not Illustrated



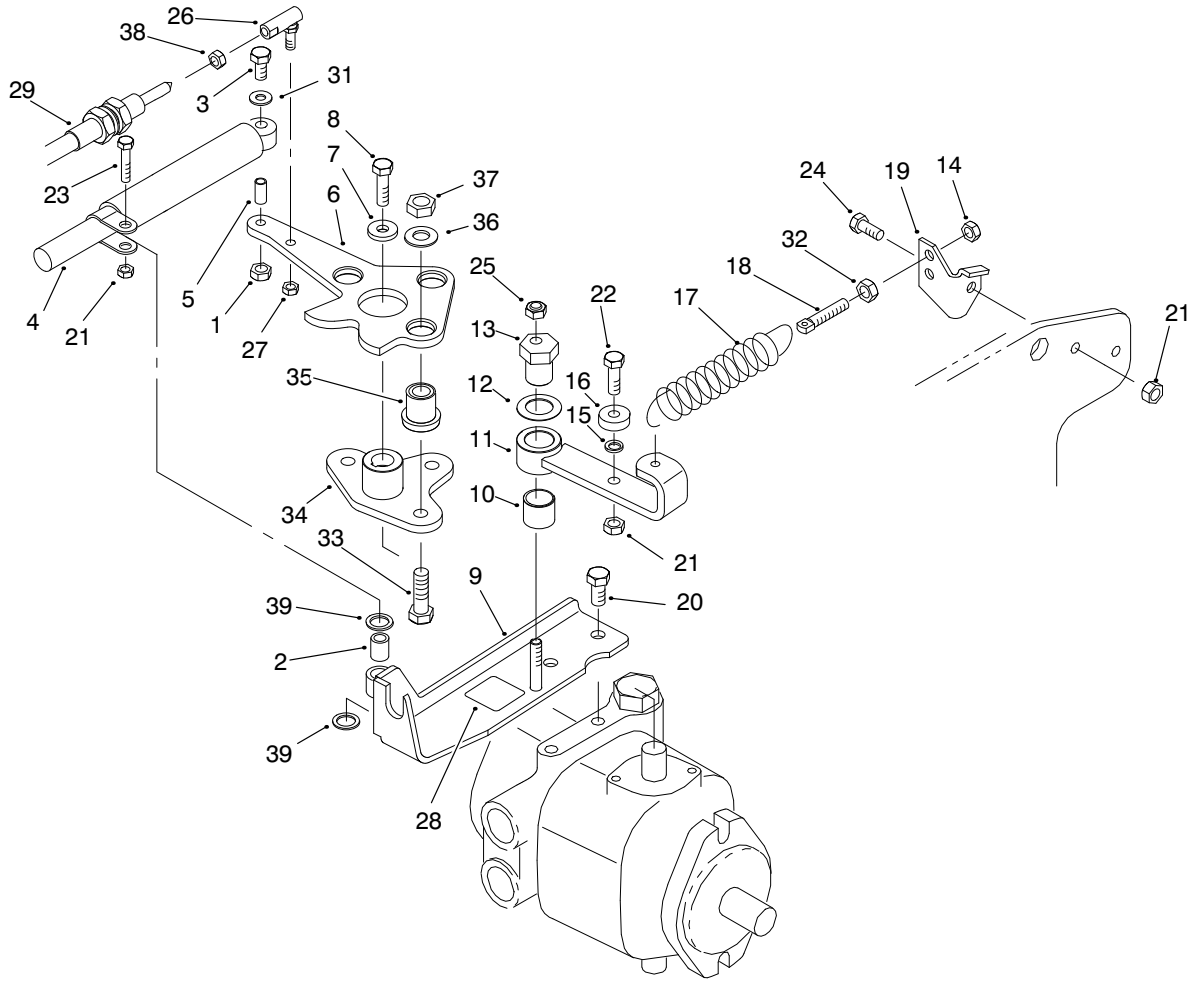
T-2357-1

HYDROSTAT ASSEMBLY NO. 93-2586

Ref. No.	Part No.	Description	No. Used
1	94-3645	Key	1
2	94-6359	Shaft - Drive	1
3	94-6363	Bearing	1
4	60-6330	Screw	4
5	76-6080	Seal - Cover	1
6	76-6190	Seal - Shaft	1
7	76-6180	Washer	2
8	252-95	Bearing - Thrust	2
9	94-3646	Key	1
10	94-3643	Plate - Cam	1
11	76-6070	Rotating Kit Assembly	1
†12		Gasket	1
13	94-6360	Plate - Valve	1
14	94-6368	Bearing	1
15	76-6150	Pin - Dowel	2
16	94-6361	Back Plate Assembly (Incl. Ref. #14 & 24)	1
†17		O-Ring	4
18	70-1240	Plug Assembly (Incl. Ref. #17)	2
19	76-6200	Spring	2
20	94-3644	Seat	2

Ref. No.	Part No.	Description	No. Used
21	39-2080	Dump Valve Assembly	1
22	76-6170	Screw - Cap	2
23	76-6160	Screw - Cap	2
†24		Pin - Roll	1
25	76-6090	Cover - Trunion	1
26	76-6100	Cover - Trunion O-Ring	1
27	76-6140	O-Ring	1
28	33-3750	Race - Inner	1
29	94-3641	Housing Assembly (Incl. Ref. #3)	1
30	32151-29	Ring - Retaining	2
31	252-71	Race - Bearing	2
32	252-66	Bearing - Thrust	1
33	33-3720	Washer	1
34	42-2720	Seal - Shaft	1
35	32151-13	Ring - Retaining	1
†36		Ring - Retaining	1
†37		O-Ring	1
†38		O-Ring	1
*	94-6362	Seal Repair Kit (Incl. Ref. #6, 12, 17, 27, 30 & 34-38)	1

*Not Illustrated
†Not Serviced Separately

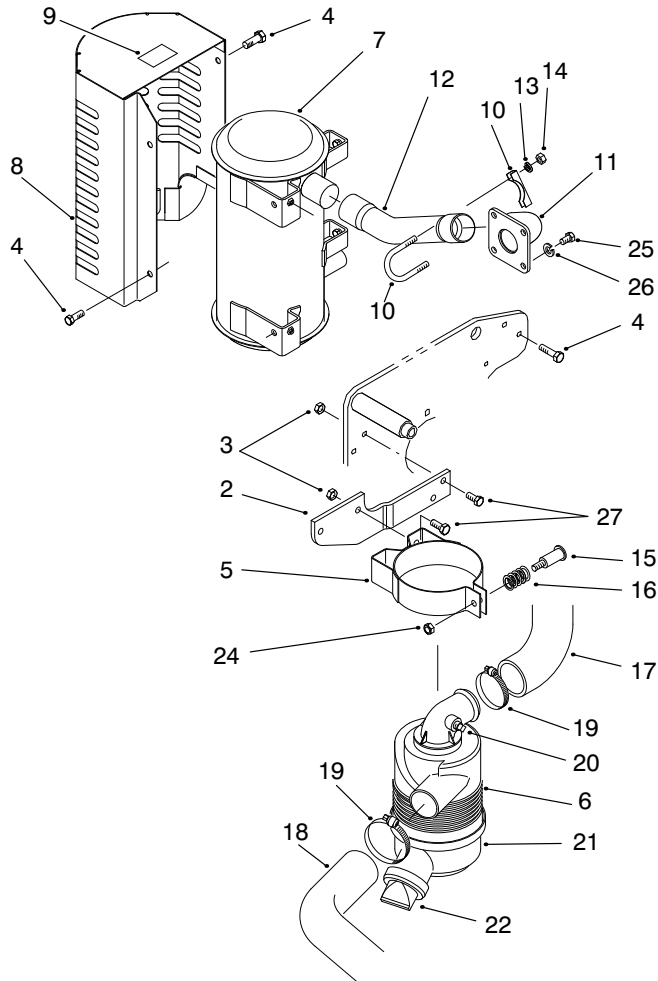


T-2228-3

NEUTRAL SYSTEM ASSEMBLY

Ref. No.	Part No.	Description	No. Used
1	33023-00	Nut - Lock	1
2	94-8197	Tube - Pivot	1
3	33113-030	Screw - HH	1
4	76-8870	Lever Damper Assembly	1
5	94-1312	Spacer - Pivot	1
6	94-3488	Lever - Pump	1
7	88-7200	Washer - Pivot	1
8	3210-6	Screw - HH	1
9	94-9603	Cable Support	1
10	94-9609	Bushing - Straight	1
11	94-4527	Neutral Arm	1
12	3-6498	Washer - Thrust	1
13	93-2111	Stud - Traction	1
14	3296-4	Nut - Lock Elastic	1
15	75-5470	Spacer	1
16	251-259	Bearing - Ball	1
17	94-1369	Spring - Ext.	1
18	18-6380	Pin	1
19	98-4607	Bracket - Spring	1

Ref. No.	Part No.	Description	No. Used
20	323-4	Screw - HH	2
21	33024-00	Nut - Lock	3
22	33114-025	Screw - HH	1
23	33114-030	Screw - HH	1
24	33114-020	Screw - HH	1
25	3296-29	Nut - Hex	1
26	2411-34	Ball Joint	1
27	3296-13	Nut - Lock	1
28	93-9051	Decal - Eccentric Bolt	1
29	93-2099	Cable - Traction Control	1
31	3256-22	Washer - Flat	1
32	3220-2	Nut - Jam	1
33	33115-035	Screw - HH	3
34	94-3486	Plate	1
35	63-9750	Mount - Rubber	3
36	2844	Washer	3
37	33025-00	Nut - Lock	3
38	3220-1	Nut - Jam	1
39	94-8196	Washer - Nylon	2

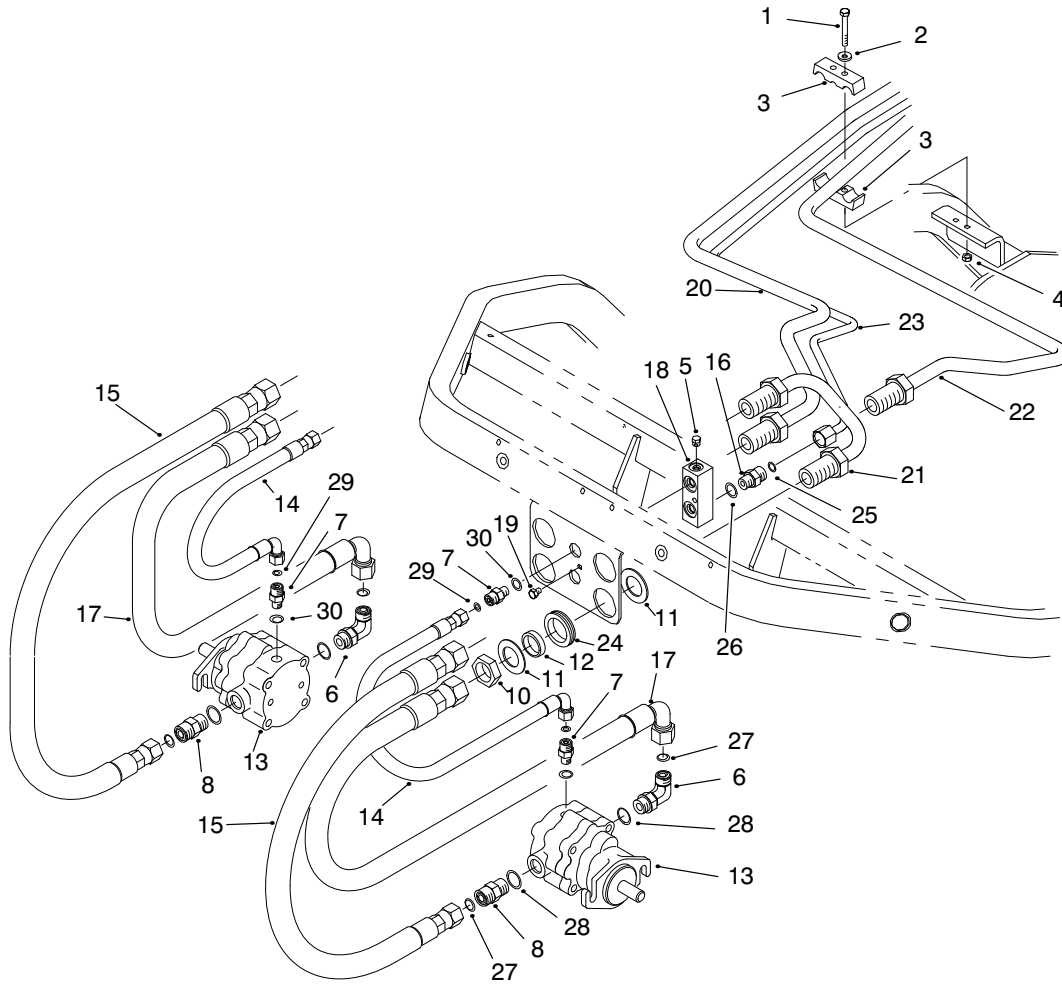


T-2291-3

MUFFLER & AIR CLEANER ASSEMBLY

Ref. No.	Part No.	Description	No. Used	Ref. No.	Part No.	Description	No. Used
2	94-5359	Bracket - Air Cleaner	1	12	93-2183	Pipe - Exhaust	1
3	33024-00	Nut - Lock	4	13	3253-4	Washer - Lock	4
4	33114-020	Screw - HH	6	14	3217-6	Nut - Hex.	4
5	93-2191	Mounting Band Assembly (Incl. Ref. #24-26)	1	15	94-3653	Bolt	1
6	93-2190	Air Cleaner Assembly (Incl. Ref. #20-23)	1	16	94-3654	Spring - Compression	1
7	94-8153	Muffler	1	17	93-2423	Hose - Air Cleaner	1
*	94-8157	Arrester - Spark (Optional)	1	18	93-2035	Hose - Air Cleaner	1
8	94-9629	Muffler Shield Asm (Incl. Ref. #9)	1	19	2412-92	Clamp - Hose	2
9	93-8069	Decal - Hot Surface	1	20	285-17	Plug	1
10	2112-9	Clamp (Incl. Ref. #13 & 14)	2	21	94-3652	Cover Assembly	1
11	93-2185	Exhaust Bracket	1	22	94-1414	Valve	1
				*23	93-2195	Element - Air Cleaner	1
				24	48-9510	Nut - Lock	1
				25	33114-025	Screw - HH	4
				26	3253-4	Washer - Spring Lock	4
				27	33114-020	Screw - Hex. Hd.	4

*Not Illustrated

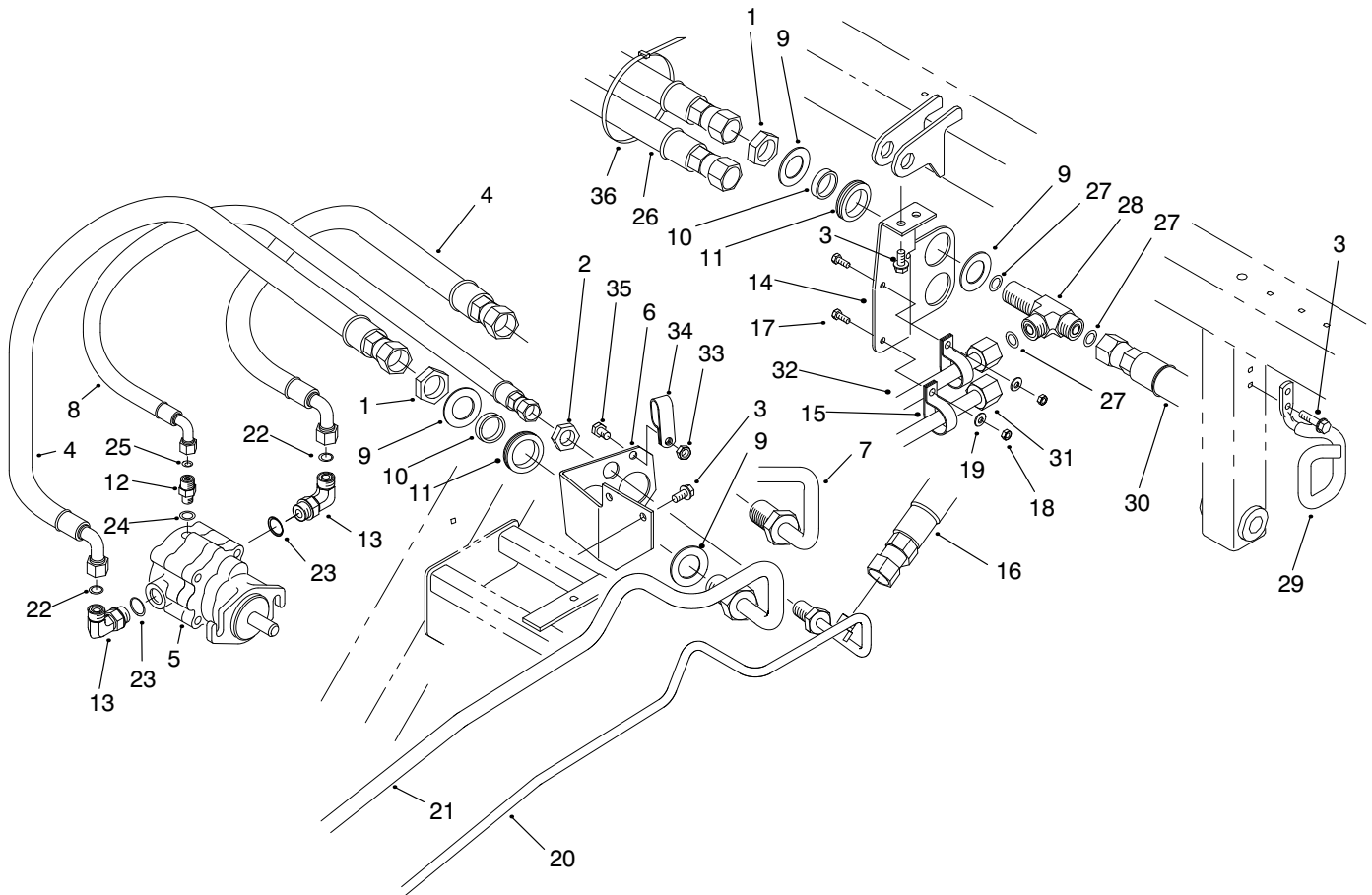


T-2240-1

REEL MOTOR INSTALLATION ASSEMBLY – RH & LH

Ref. No.	Part No.	Description	No. Used
1	33113-050	Screw – HH	2
2	3256-1	Washer – Flat	2
3	93-2509	Clamp – Tube	2
4	33023-00	Nut – Lock NI	2
5	353-991	Plug	1
6	340-98	Fitting – Hydraulic 90° (Incl. Ref. #27-28)	2
7	340-92	Fitting – Hydraulic (Incl. Ref. #29-30)	4
8	340-4	Fitting – Hydraulic (Incl. Ref. #27-28)	2
10	340-74	Nut – Bulkhead	4
11	69-9010	Washer	8
12	69-9000	Spacer	4
13	93-1375	Reel Motor	2
14	93-2264	Hose Assembly	2
15	95-2908	Hose Assembly	2

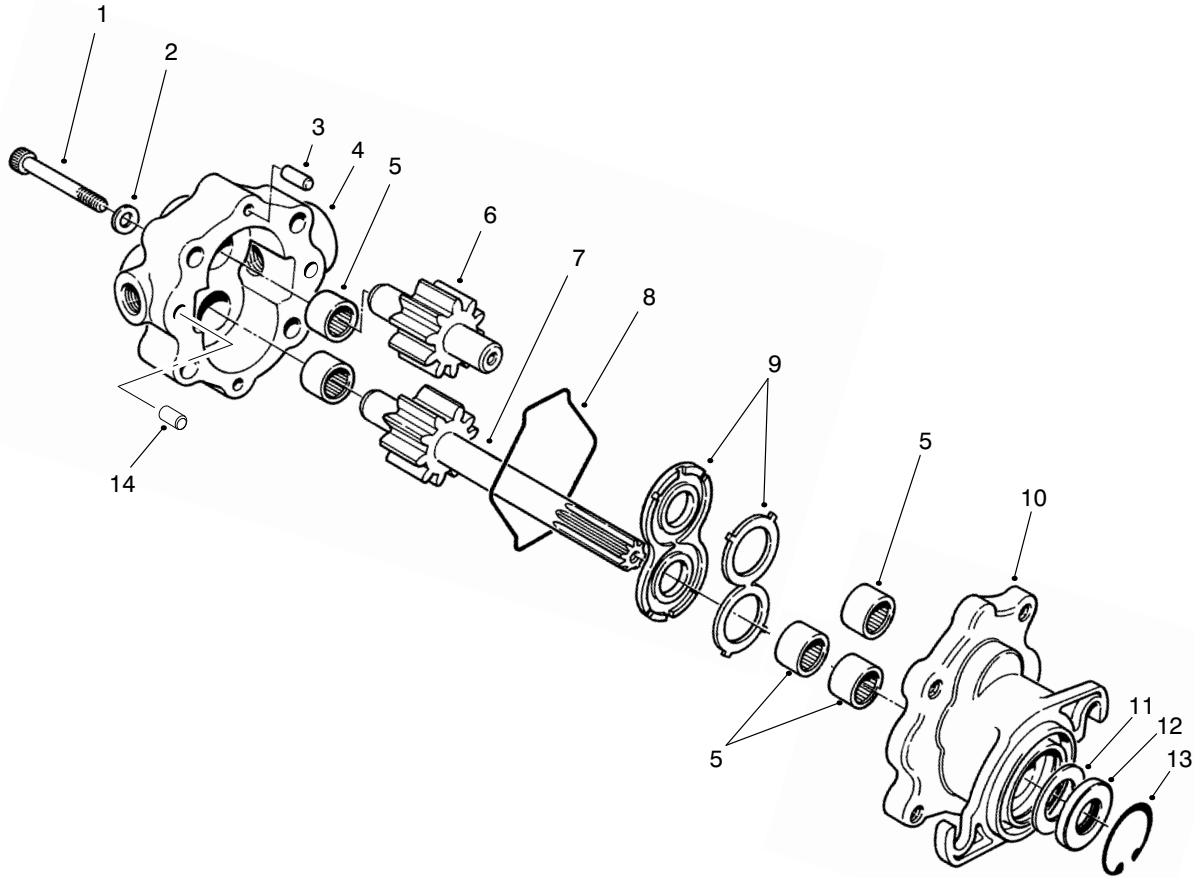
Ref. No.	Part No.	Description	No. Used
16	340-2	Fitting – Hydraulic (Incl. Ref. #25-26)	1
17	95-2909	Hose Assembly	2
18	93-2238	T-Block (Incl. Ref. #5)	1
19	33113-008	Screw – HH	1
20	94-1318	Tube – Hydraulic	1
21	94-1319	Tube – Hydraulic	1
22	94-1320	Tube – Hydraulic	1
23	94-1321	Tube – Hydraulic	1
24	240-3	Grommet – Rubber	4
25	237-22	O-Ring	1
26	237-42	O-Ring	1
27	237-30	O-Ring	4
28	237-79	O-Ring	4
29	237-21	O-Ring	4
30	237-78	O-Ring	4



T-2241-2

REEL MOTOR INSTALLATION ASSEMBLY – REAR

Ref. No.	Part No.	Description	No. Used	Ref. No.	Part No.	Description	No. Used
1	340-74	Nut – Bulkhead	4	19	3256-22	Washer – Flat	2
2	340-70	Nut – Bulkhead	1	20	94-1321	Tube – Hydraulic	1
3	32144-14	Screw – HH	6	21	94-1318	Tube – Hydraulic	1
4	95-2907	Hose Assembly	2	22	237-30	O-Ring	2
5	93-1375	Reel Motor	1	23	237-79	O-Ring	2
6	94-1316	Bracket – Bulkhead	1	24	237-78	O-Ring	1
7	94-1317	Tube – Hydraulic	1	25	237-21	O-Ring	1
8	94-1328	Hose Assembly	1	26	94-5357	Hose Assembly	2
9	69-9010	Washer	8	27	237-65	O-Ring	3
10	69-9000	Spacer	4	28	94-5350	Fitting – Bulkhead Tee (Incl. Ref. #27)	2
11	240-3	Grommet – Rubber	4	29	94-5352	Retainer – Hose	1
12	340-92	Fitting – Hydraulic (Incl. Ref. #24-25)	1	30	94-5358	Hose Assembly	2
13	340-98	Fitting – Hydraulic 90° (Incl. Ref. #22-23)	2	31	94-5353	Tube – Hydraulic	1
14	94-8155	Bracket – Bulkhead	1	32	94-5354	Tube – Hydraulic	1
15	2412-134	Clamp – R	2	33	33024-00	Nut – Lock	1
16	94-4539	Hose Assembly	1	34	2412-137	Clamp – Tube, Double	1
17	33113-020	Screw – HH	2	35	33114-020	Screw – HH	1
18	33023-016	Nut – Lock NI	2	36	3290-378	Tie – Cable	1



T-1872-2

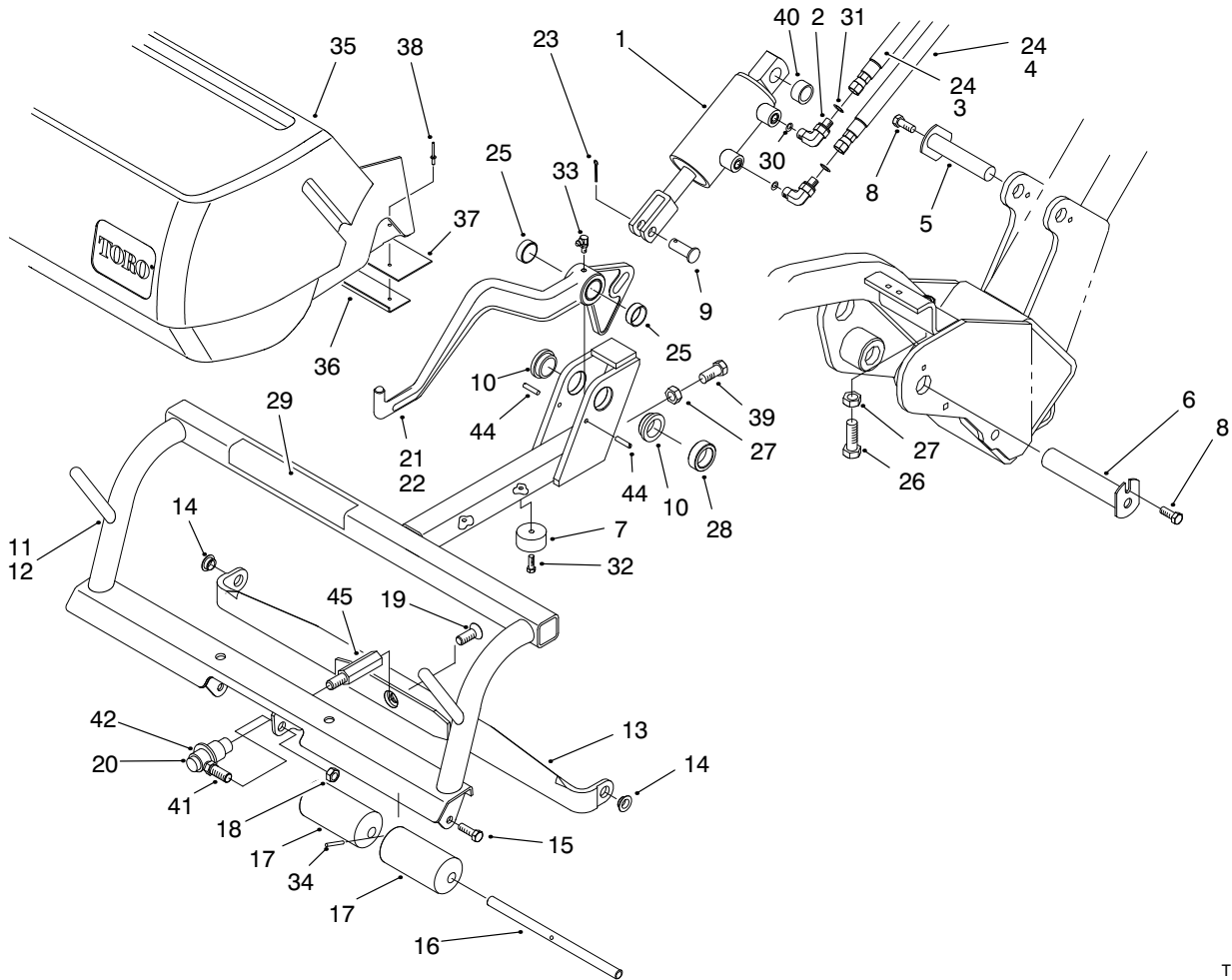
REEL MOTOR ASSEMBLY NO. 93-1375

Ref. No.	Part No.	Description	No. Used
1	354-50	Screw-Hex Socket Hd.	4
2	354-51	Washer	4
3	353-599	Pin-Dowel	2
4	93-3614	Assembly - Cover (Incl. Ref. #5)	1
†5		Bearing-Needle	5
6	93-3616	Assembly - Idler Gear	1
7	93-3615	Assembly - Drive Shaft	1
8	354-46	Ring-Seal	1

Ref. No.	Part No.	Description	No. Used
9	74-3810	Assembly - Load Plate	1
10	92-8795	Assembly - Body (Incl. Ref. #5)	1
†11		Spacer	1
†12		Seal-Shaft	1
13	32151-41	Ring - Retaining	1
14	92-8796	Pin - Dowel	2
*	92-8863	Repair Kit (Incl. Ref. #8, & 11-13)	1

*Not Illustrated

†Not Serviced Separately



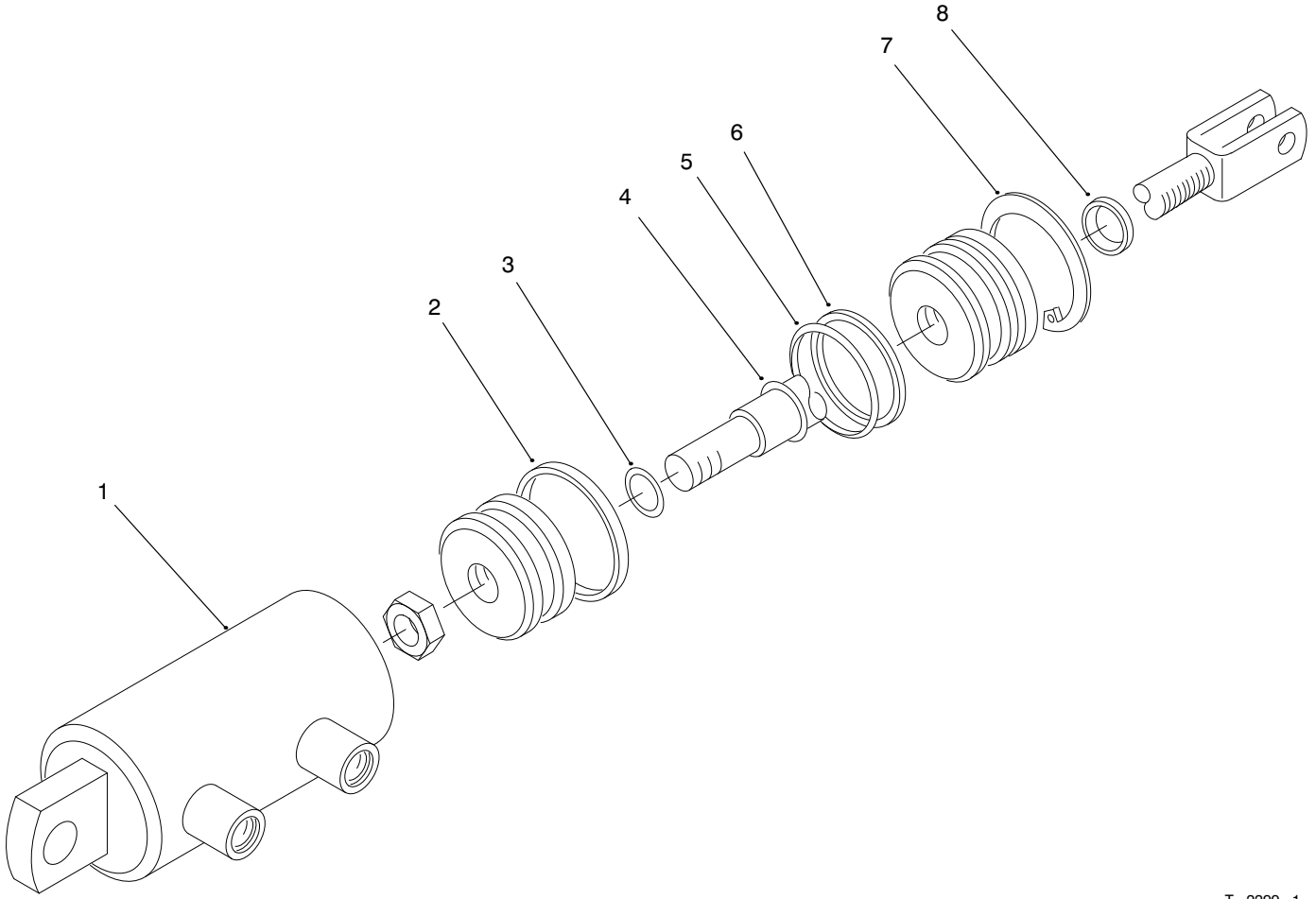
T-2230-3

PULL FRAME ASSEMBLY – RH & LH

Ref. No.	Part No.	Description	No. Used	Ref. No.	Part No.	Description	No. Used
1	98-4605	Hydraulic Cylinder Assembly	2	23	3272-11	Pin – Cotter	2
2	340-132	Fitting – Hydraulic 90° (Incl. Ref. #30-31)	4	24	93-2254	Hose Assembly	2
3	93-2255	Hose Assembly	1	25	92-8995	Bushing – Straight	4
4	93-2256	Hose Assembly	1	26	325-6	Screw – HH	2
5	10-6060	Pin – Ram Pivot	2	27	3218-5	Nut – Jam	4
6	94-8198	Pin	2	28	93-2384	Spacer – Carrier	2
7	94-4548	Bumper	2	29	93-8064	Decal – Warning	2
8	32144-14	Screw – HH	4	30	237-78	O-Ring	4
9	283-8	Pin – Clevis	2	31	237-21	O-Ring	4
10	94-9610	Bushing – Flange	4	32	32144-44	Screw – HWH	2
11	98-2192	Carrier – RH (Incl. Ref. #10 & 29)	1	33	302-60	Fitting – Grease 90°	2
12	98-2193	Carrier – LH (Incl. Ref. #10 & 29)	1	34	32121-6	Pin – Roll	4
13	98-4624	Pull Arm	2	35	98-2199	Grass Basket Assembly (Incl. Ref. #36-38)	2
14	93-2368	Bushing – Flange	4	36	95-2903	Angle – Basket Seal	2
15	3211-2	Screw – HH	8	37	93-2551	Seal – Basket	2
16	93-2363	Shaft – Roller	4	38	3290-382	Rivet – Pop	16
17	93-2362	Roller – Anti Scalp	8	39	325-4	Screw – HH	2
18	3296-19	Nut – Lock	2	40	74-3730	Spacer – Cylinder	2
19	98-2178	Screw	2	41	94-9648	Ball Stud	2
20	94-9647	Ball Joint (Incl. Ref. #41 & 42)	2	42	98-2179	Shell & Housing Assembly	2
21	98-2174	Lift Arm – RH	1	44	32121-26	Pin – Slotted	4
22	98-2176	Lift Arm – LH	1	45	98-0632	Adapter – Pull Link	2
				*	65-8320	Bar – Gauge	1
				*†	83-2390	Pad	3

* Not Illustrated.

†To be installed on cutting unit grass shields as required.



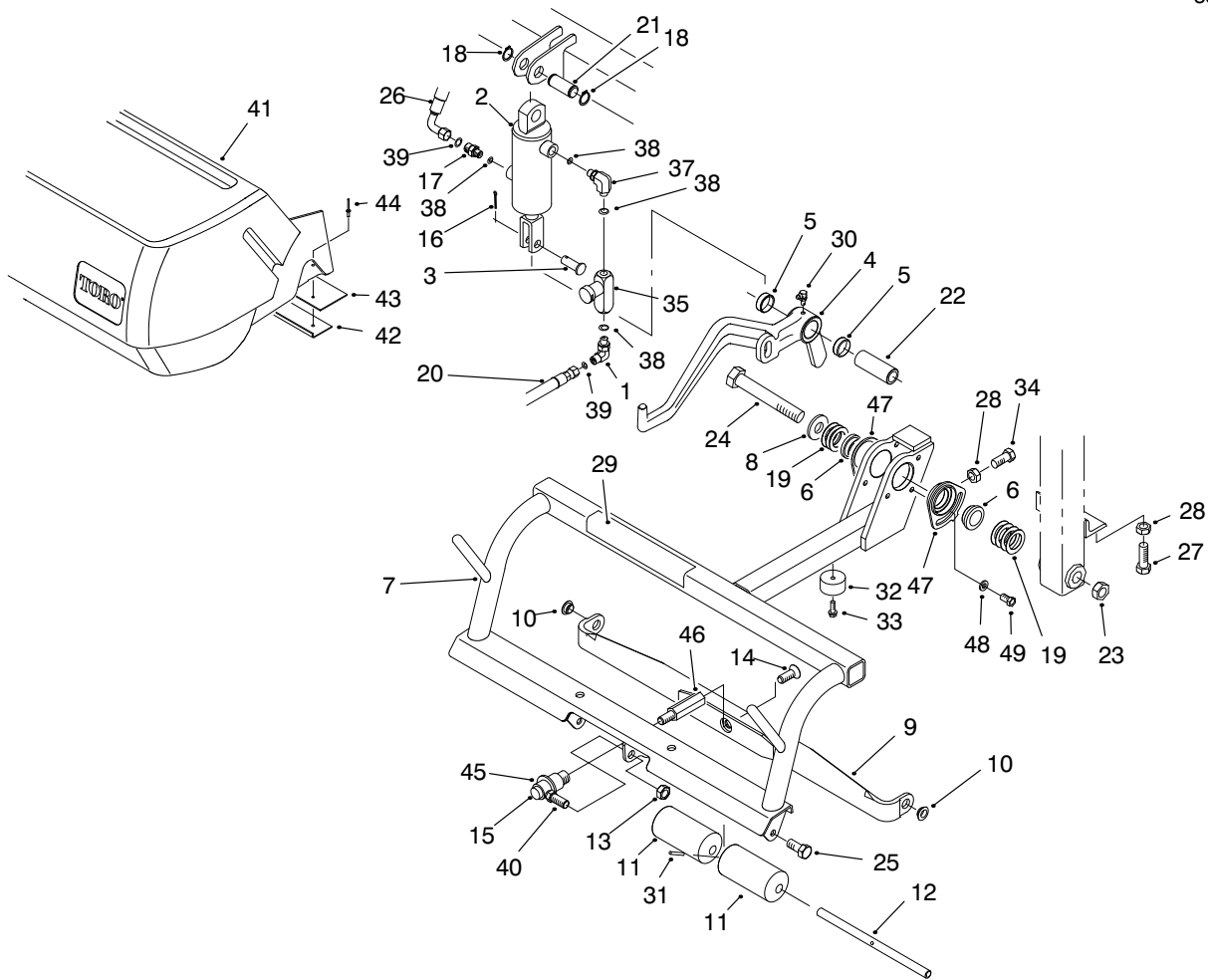
T-2299-1

HYDRAULIC CYLINDER NO. 98-4605

Ref. No.	Part No.	Description	No. Used
†1		Barrel	1
†2		Uniring	1
†3		O-Ring	1
†4		Seal - PDF	1
†5		O-Ring	1

Ref. No.	Part No.	Description	No. Used
†6		Washer - Back-Up	1
7	32120-8	Ring - Retaining	1
†8		Seal - Dust	1
*	86-5390	Kit - Seal, Repair (Incl. Ref. #2-6 & 8)	1

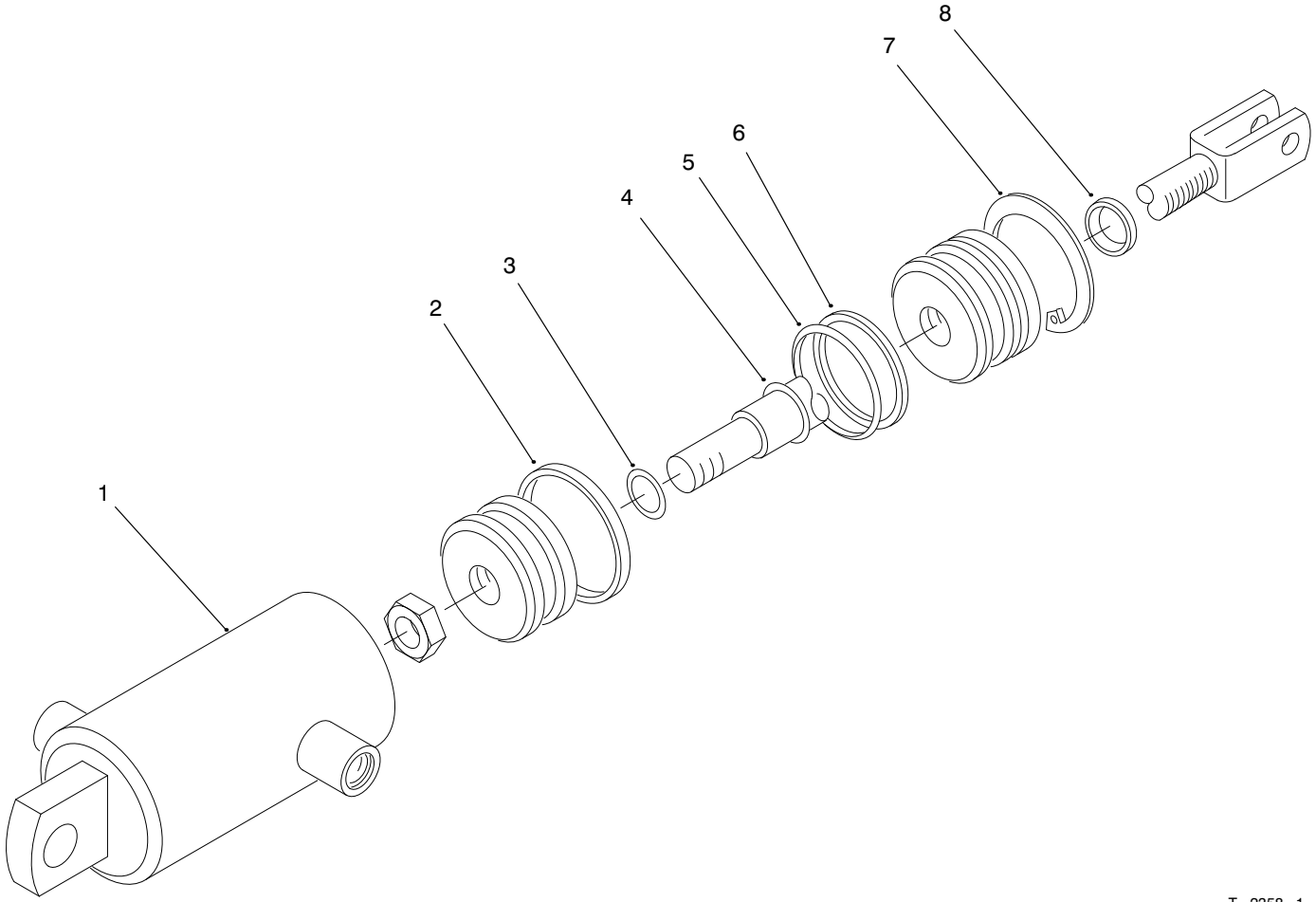
†Not Serviced Separately



T-2231-5

PULL FRAME ASSEMBLY – REAR

Ref. No.	Part No.	Description	No. Used	Ref. No.	Part No.	Description	No. Used
1	340-132	Fitting – Hydraulic 90° (Incl. Ref. #38 & 39)	1	24	327-17	Screw – HH	1
2	94-6357	Hydraulic Cylinder Assembly	1	25	3211-2	Screw – HH	4
3	283-8	Pin – Clevis	1	26	94-3477	Hose Assembly	1
4	98-2172	Lift Arm – Center	1	27	325-6	Screw – HH	1
5	92-8995	Bushing – Straight	2	28	3218-5	Nut – Jam	2
6	98-2197	Bushing – Flange	2	29	93-8064	Decal – Warning	1
7	98-2191	Center Carrier Asm (Incl. Ref. #29)	1	30	302-60	Fitting – Grease 90°	1
8	69-8940	Washer – Flat	1	31	32121-6	Pin – Roll	2
9	98-4624	Pull Arm	1	32	94-4548	Bumper – Recessed	1
10	93-2368	Bushing – Flange	2	33	32144-44	Screw – HWH	1
11	93-2362	Roller – Anti Scalp	4	34	325-4	Screw – HH	1
12	93-2363	Shaft – Roller	2	35	93-7489	Valve – Flow Control	1
13	3296-19	Nut – Lock	1	37	95-2927	Fitting – Hydraulic 90° (Incl. Ref. #38)	1
14	98-2178	Screw – HH	1	38	237-78	O-Ring	4
15	94-9647	Ball Joint (Incl. Ref. #40 & 45)	1	39	237-21	O-Ring	2
16	3272-11	Pin – Cotter	1	40	94-9648	Ball Stud	1
17	95-1639	Fitting – Hydraulic (Incl. Ref. #38 & 39)	1	41	98-2199	Grass Basket Assembly (Incl. Ref. #42-44)	1
18	32120-72	Ring – Retaining, Ext.	2	42	95-2903	Angle – Basket Seal	1
19	63-2290	Washer – Thrust	9	43	93-2551	Seal – Basket	1
20	93-2258	Hose Assembly	1	44	3290-382	Rivet – Pop	8
21	94-3452	Pin – Cylinder	1	45	98-2179	Shell & Housing Assembly	1
22	94-8199	Tube – Pivot	1	46	98-0632	Adapter – Pull Link	1
23	3296-53	Nut – Hex	1	47	98-4618	Bushing – Eccentric	2
				48	3256-74	Washer – Flat	2
				49	33114-016	Screw – Cap Hex. Hd.	2



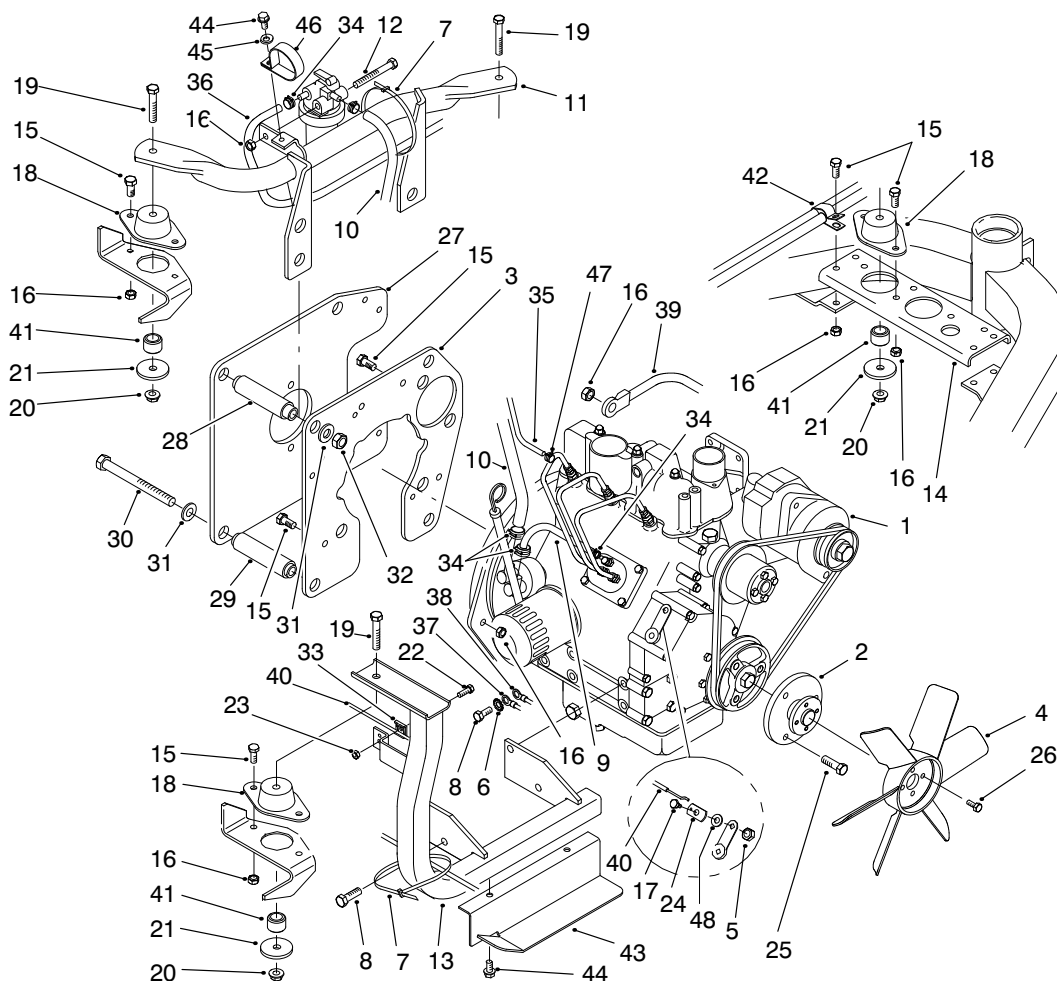
T-2358-1

HYDRAULIC CYLINDER NO. 94-6357

Ref. No.	Part No.	Description	No. Used
†1		Barrel	1
†2		Uniring	1
†3		O-Ring	1
†4		Seal - PDF	1
†5		O-Ring	1

Ref. No.	Part No.	Description	No. Used
†6		Washer - Back-Up	1
7	32120-8	Ring - Retaining	1
†8		Seal - Dust	1
*	86-5390	Kit - Seal, Repair (Incl. Ref. #2-6 & 8)	

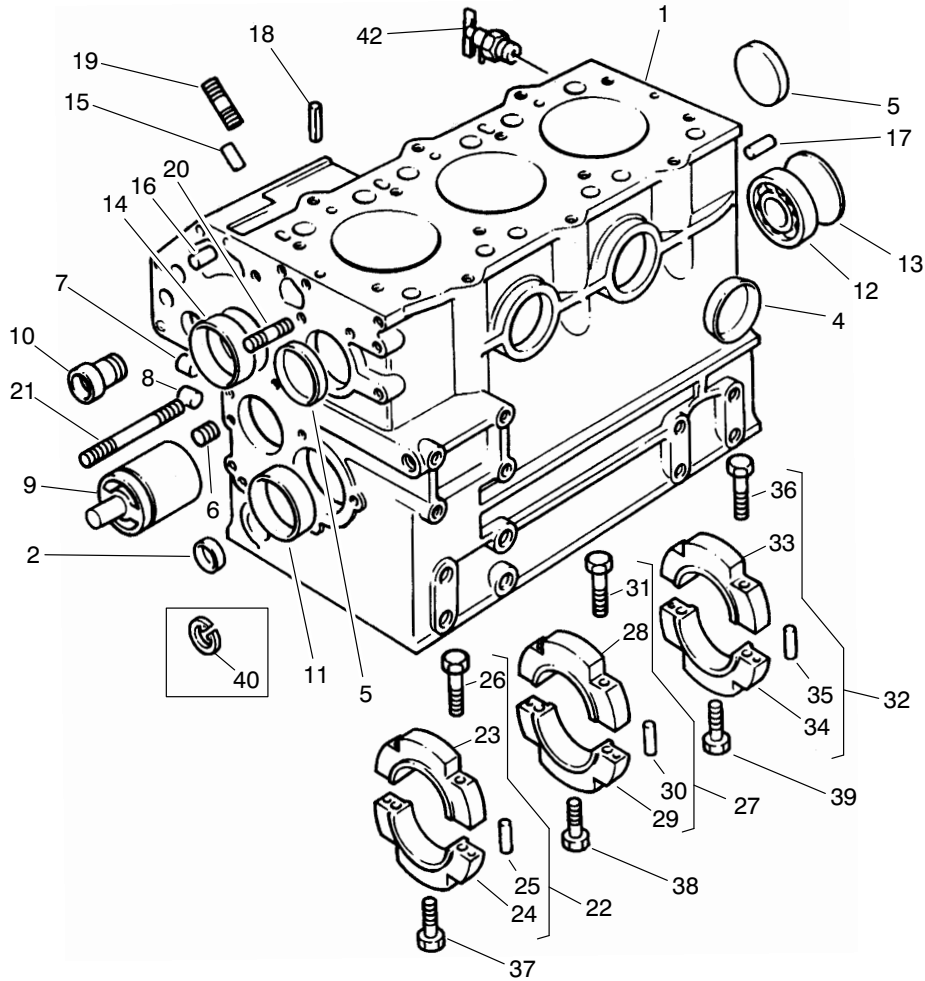
†Not Serviced Separately



T-2273-3

ENGINE INSTALLATION ASSEMBLY

Ref. No.	Part No.	Description	No. Used	Ref. No.	Part No.	Description	No. Used
1	95-0535	Engine - Perkins (Incl. Ref. #4)	1	25	33114-020	Screw - HH	3
2	93-2152	Adapter - Fan	1	26	33113-016	Screw - HH	4
3	93-2151	Plate - Backing	1	27	98-4608	Plate - Pump	1
4		Fan	1	28	93-2177	Spacer - Upper	2
5	3296-27	Nut - Lock	1	29	93-2178	Spacer - Lower	2
6	3254-3	Washer - Lock	1	30	33116-130	Screw - HH	4
7	3290-378	Tie - Cable	2	31	3256-26	Washer - Flat	8
8	33115-020	Screw - HH	5	32	33026-00	Nut - Lock	4
9	93-2043	Hose - Fuel	1	33	81-1690	Clamp - Throttle Cable	1
10	93-2260	Hose - Expansion Tank	1	34	94-8191	Clamp - Hose	5
11	93-2160	Engine Mount - Rear	1	35	93-2298	Hose - Fuel	1
12	33114-070	Screw - HH	1	36	93-2230	Hose - Fuel	1
13	93-2155	Engine Mount - Front	1	37	93-2344	Cable - Battery Negative	1
14	93-2020	Bracket - Support	1	38	93-2340	Wire Harness	1
15	33114-020	Screw - HH	14	39	93-2343	Cable - Battery Positive	1
16	33024-00	Nut - Lock	14	40	93-2322	Cable - Throttle Control	1
17	94-1390	Screw - Shoulder	1	41	94-4538	Spacer - Mount	3
18	83-1030	Mount - Engine	3	42	92-5753	Clamp - Hose, Double	1
19	323-11	Screw - HH	3	43	94-8156	Shield - Dust	1
20	3290-357	Nut - Lock, Flange	3	44	32144-14	Screw - HWH	3
21	83-1040	Plate - Washer	3	45	3256-23	Washer - Flat	1
22	32105-13	Screw - HH	1	46	2412-107	Clamp - R	1
23	3296-2	Nut - Lock	1	47	94-8189	Clamp - Hose	1
24	92-3154	Tab - Throttle	1	48	3256-51	Washer - Flat	1



T-1377-1

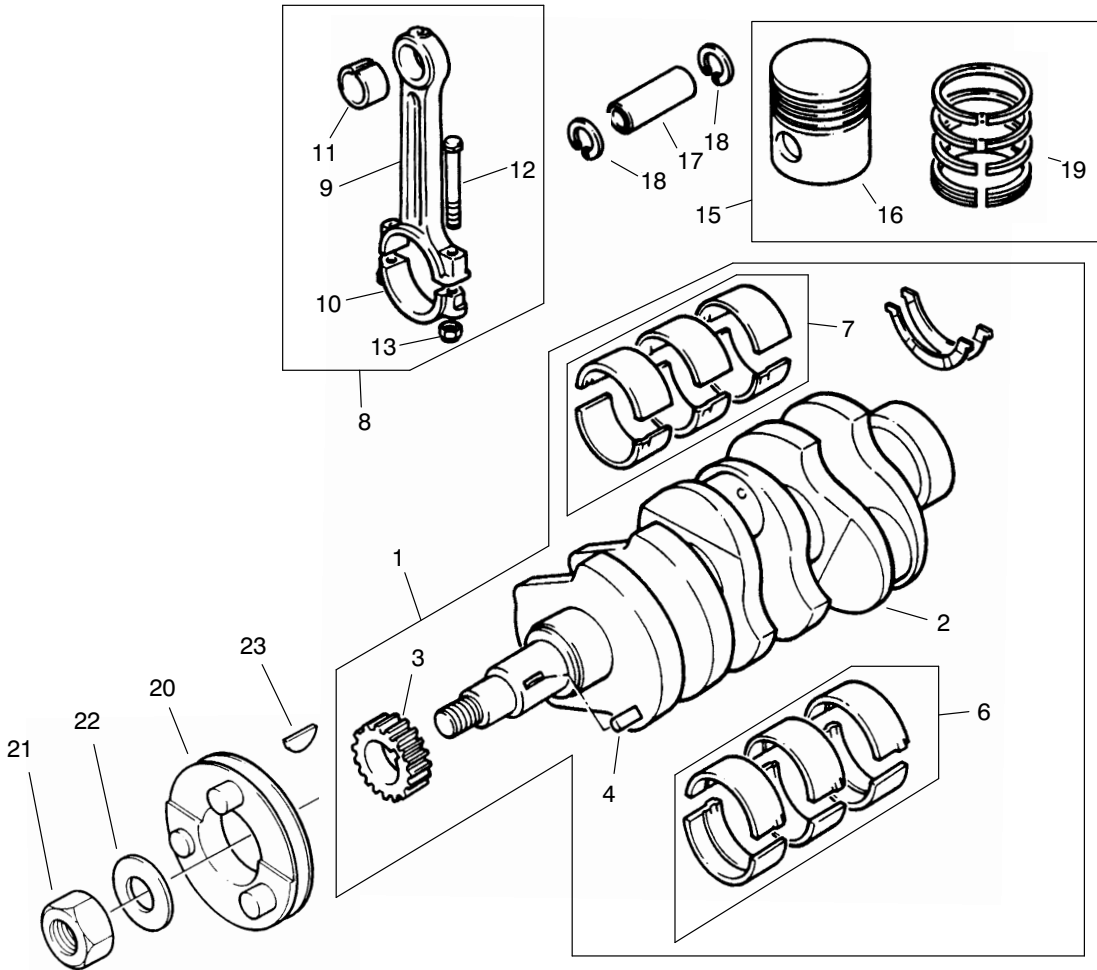
CYLINDER BLOCK ASSEMBLY

Ref. No.	Part No.	Description	No. Used
1	110186150	Kit – Cylinder Block	1
2	064200015	Plug	1
4	064200040	Plug	2
5	064200040	Plug	2
6	198466050	Plug	3
7	198466010	Plug	4
8	198466070	Plug	2
9	165296160	Shaft	1
10	198517090	Bush	1
11	198517300	Bush	1
*	198517304	Bush, 0.25mm u/s	1
*	198517307	Bush, 0.50mm u/s	1
12	040106203	Bearing – Ball	1
13	064100045	Plug	1
14	042303015	Bush	1
15	030500512	Dowel	2
16	030500616	Dowel	2
17	030500820	Dowel	2
18	030309005	Pin	2
19	012100620	Stud	2
20	012100635	Stud	1
21	012100660	Stud	1
22	110156220	Holder (Incl. Ref. #23 & 24)	1

Ref. No.	Part No.	Description	No. Used
23		Cap	1
24		Cap	1
25	030500612	Dowel	2
26	010810840	Screw	2
27	110156230	Holder (Incl. Ref. #28 & 29)	1
28		Cap	1
29		Cap	1
30	030500612	Dowel	2
31	010810840	Screw	2
32	110156240	Holder (Incl. Ref. #33 & 34)	1
33		Cap	1
34		Cap	1
35	030500612	Dowel	2
36	010810840	Screw	2
37	011310850	Screw	1
38	011310850	Screw	1
39	010700845	Screw	2
40	036509005	Circlip	1
41	064200018	Plug	2
42	198736052	Cock	1
*	195906840	Kit – Gasket	1

NOTE: Obtain replacement parts from your local Perkins Dealer.

*Not Illustrated



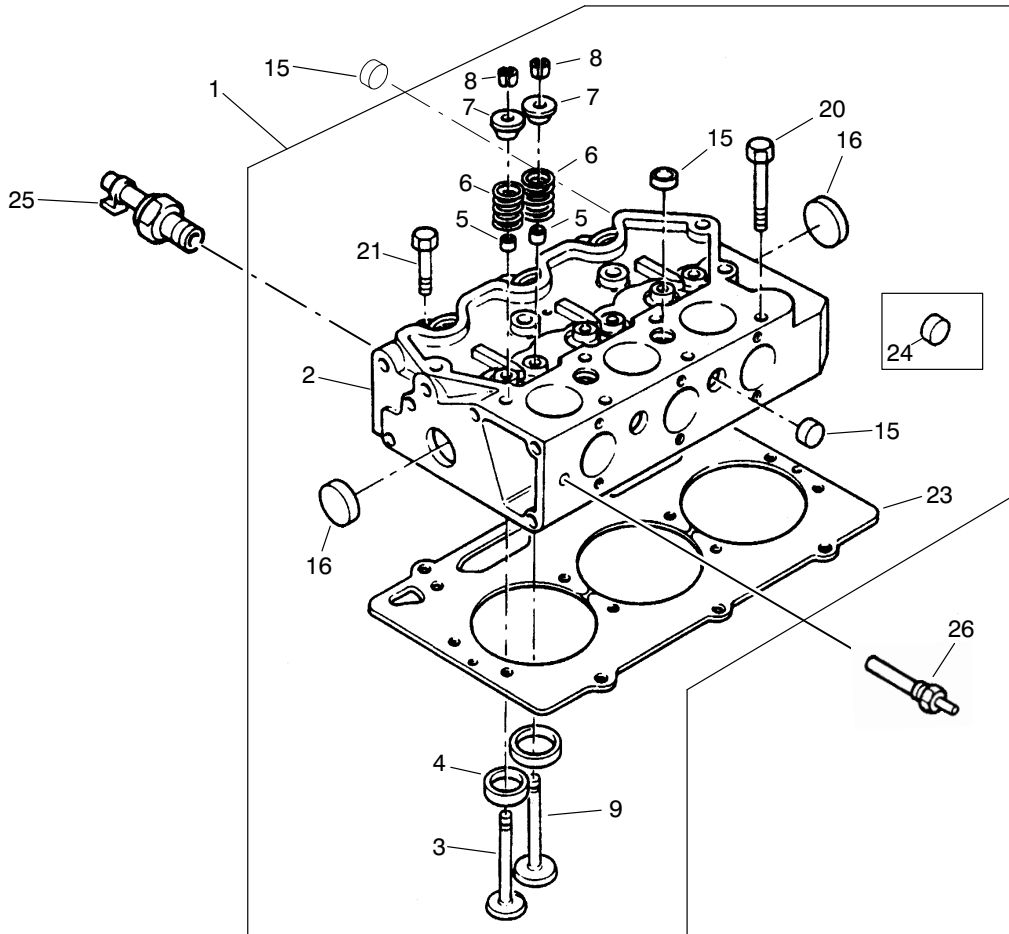
T-2174-3

CRANKSHAFT ASSEMBLY

Ref. No.	Part No.	Description	No. Used
1	115236020	Kit – Crankshaft (Inc. Ref. #2)	1
2		Crankshaft	1
3	115276210	Gear	1
4	030509020	Key	1
6	198586030	Kit – Bearing, Std.	1
*	198586034	Kit – Bearing, 0.25mm u/s	1
*	198586037	Kit – Bearing, 0.50mm u/s	1
7	198586060	Kit – Bearing, Std.	1
*	198586064	Kit – Bearing, 0.25mm u/s	1
*	198586067	Kit – Bearing, 0.50mm u/s	1
8	115026240	Connecting Rod Assembly (Incl. Ref. # 9 & 10)	3
9		Rod	1
10		Cap	1
11	198517325	Bushing	1
12	115176130	Screw	2

Ref. No.	Part No.	Description	No. Used
13	020109103	Nut	2
14	115017090	Kit – Piston, Std.	3
*	115017100	Kit – Piston, 0.5mm o/s	1
15	115016960	Kit – Piston, Std. (Incl. Ref. #16)	1
*	115016970	Kit – Piston, 0.5mm o/s (Incl. Ref. #16)	1
16		Piston	1
17	115326260	Pin	1
18	036500019	Circlip	2
19	115107400	Kit – Piston Ring, Std.	1
*	115107410	Kit – Piston Ring, 0.5mm o/s	1
20	115396742	Pulley	1
21	020800018	Nut	1
22	026200018	Washer	1
23	134100508	Key	1

NOTE: Obtain replacement parts from your local Perkins Dealer.
*Not Illustrated



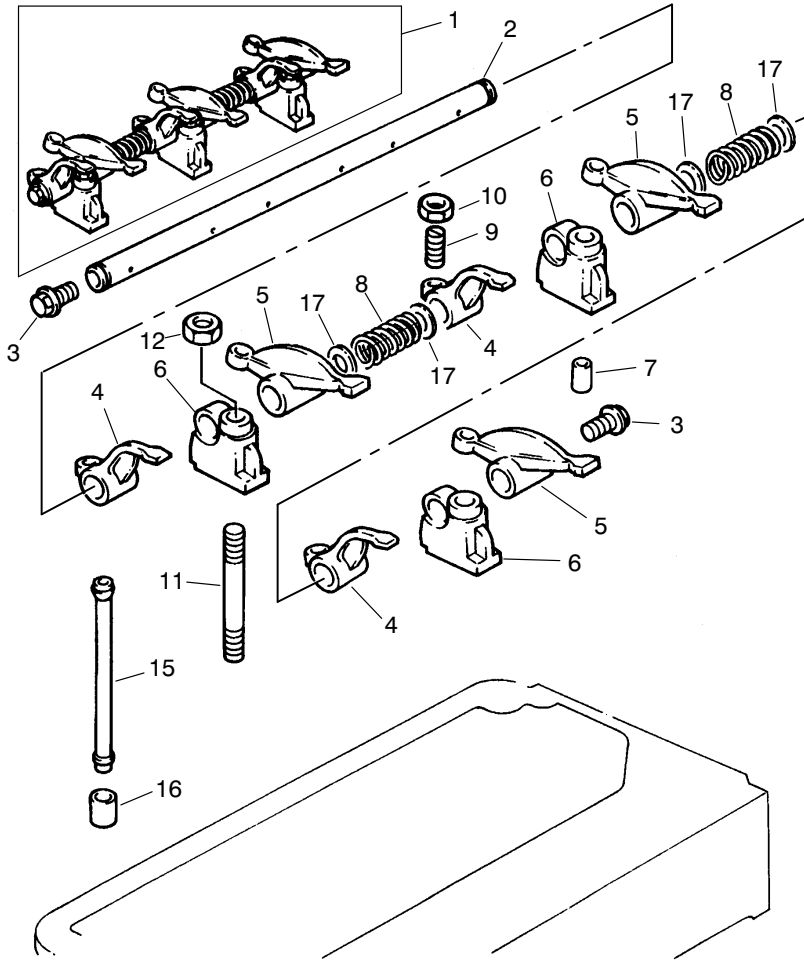
T-2175-1

CYLINDER HEAD ASSEMBLY

Ref. No.	Part No.	Description	No. Used	Ref. No.	Part No.	Description	No. Used
1	111016911	Kit – Cylinder Head	1	13	120186100	Cap	3
2	111086030	Kit – Cylinder Head	1	14	120226080	Cotter	6
3	120166280	Valve Inlet	3	15	198466070	Plug	4
4	110136290	Insert	3	16	064200022	Plug	3
5	120406080	Seal	3	17	064200022	Plug	3
6	198217070	Spring	3	20	111136340	Screw	11
7	120186100	Cap	3	21	111136350	Screw	3
8	120226080	Cotter	6	23	111147400	Gasket, o/s 1.3mm	1
9	120176290	Valve Exhaust	3	24	064200018	Plug	2
11	120406080	Seal	3	25	185246060	Switch – Oil Pressure	1
12	198217070	Spring	3	26	385720101	Sender – Temperature	1

NOTE: Obtain replacement parts from your local Perkins Dealer.

*Not Illustrated

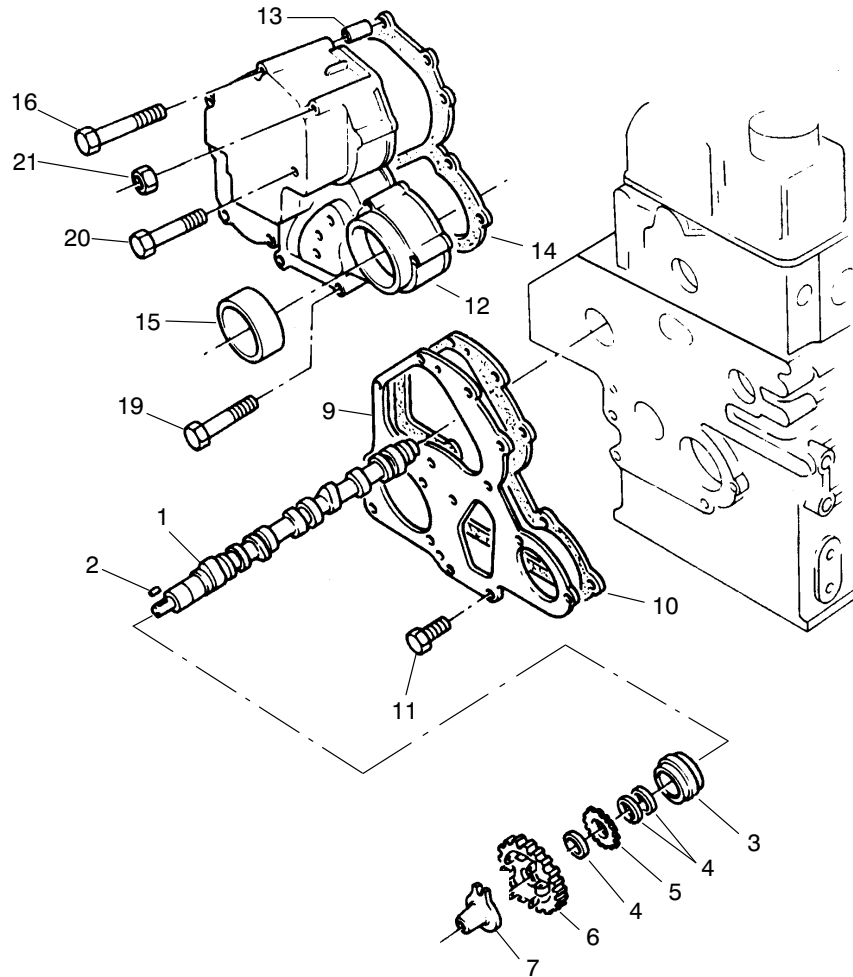


T-1380-1

ROCKER ARM ASSEMBLY

Ref. No.	Part No.	Description	No. Used	Ref. No.	Part No.	Description	No. Used
1	120036330	Rocker Shaft Assembly	1	9	199486220	Adjusting Screw	6
2	120316190	Shaft	1	10	020109076	Nut	6
3	064609006	Plug	2	11	012109177	Stud	3
4	120356120	Lever	3	12	023100008	Nut	3
5	120356110	Lever	3	15	120456240	Rod	6
6	120346170	Bracket	3	16	120116100	Tappet	6
7	030300325	Pin	1	17	199280280	Washer	4
8	198217080	Spring	2				

NOTE: Obtain replacement parts from your local Perkins Dealer.

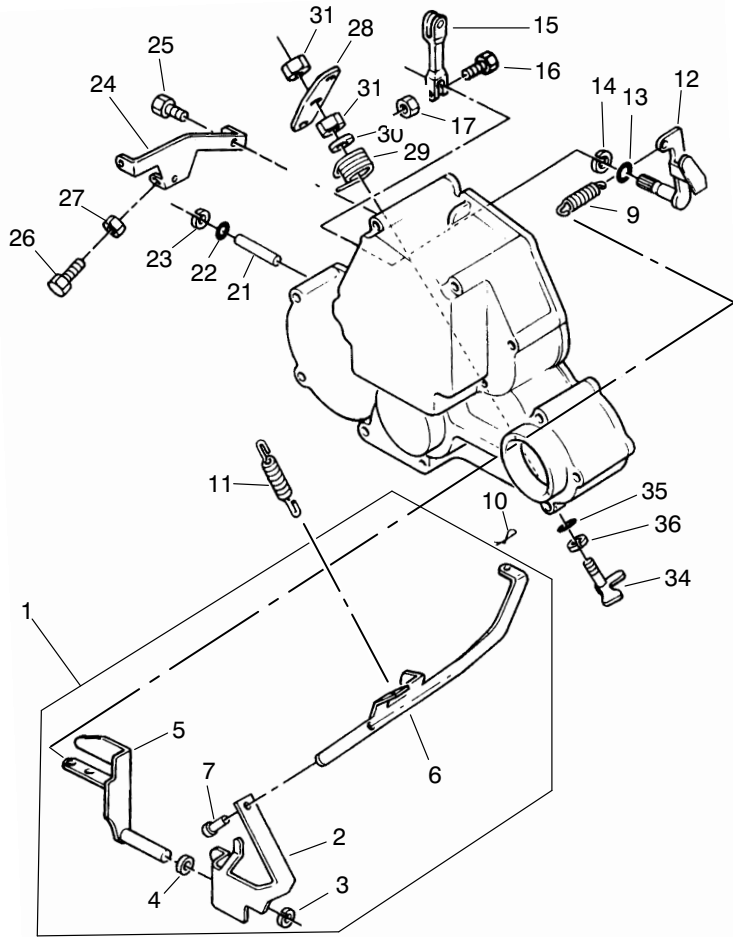


T-1381-1

CAMSHAFT ASSEMBLY

Ref. No.	Part No.	Description	No. Used	Ref. No.	Part No.	Description	No. Used
1	120026121	Camshaft	1	11	011300612	Bolt	3
2	034100508	Key	1	12	165106131	Cover	1
3	040109059	Bearing	1	13	030300414	Pin	1
4	199216230	Spacer	3	14	165996410	Joint	1
5	120736081	Gear	1	15	198636090	Seal	1
6	120016030	Gear	1	16	011300680	Screw	2
7	125256120	Tappet	1	19	011300640	Screw	4
9	165166260	Plate	1	20	011300660	Screw	2
10	165996400	Joint	1	21	023100006	Nut	1

NOTE: Obtain replacement parts from your local Perkins Dealer.

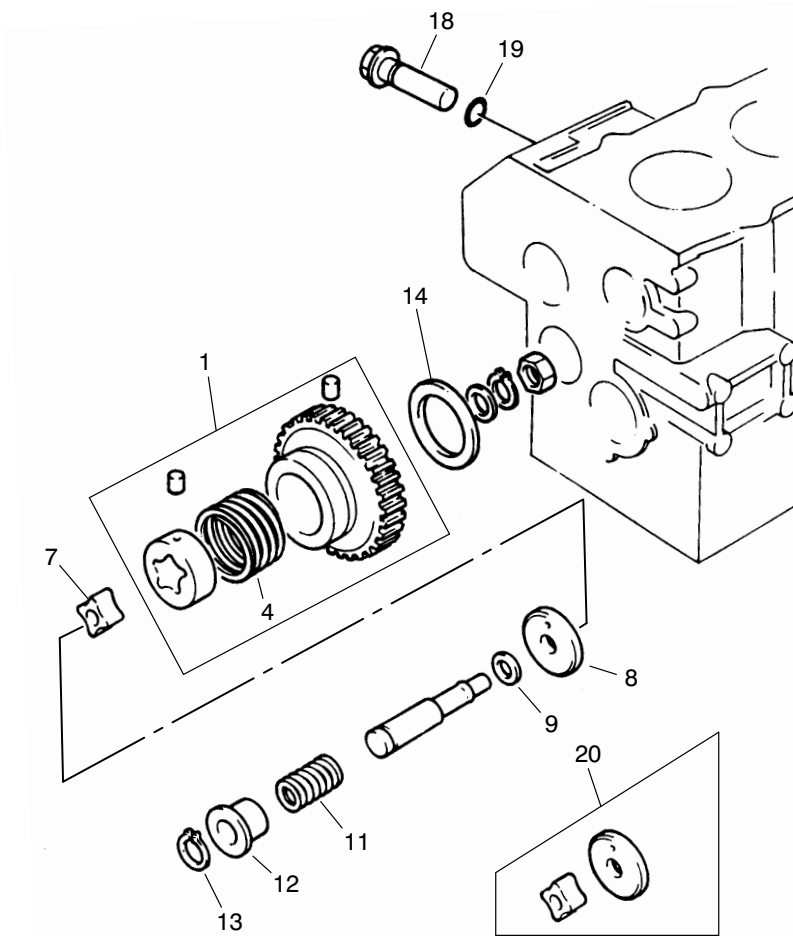


T-1382-1

TIMING COVER ASSEMBLY

Ref. No.	Part No.	Description	No. Used	Ref. No.	Part No.	Description	No. Used
1	125046250	Lever (Incl. Ref. #2, 6 & 7)	1	17	023100006	Nut	1
2		Lever	1	21	125116130	Shaft	1
3	036800008	Circlip	1	22	052100030	Seal - O-Ring	1
4	026200010	Washer	1	23	036800005	Circlip	1
5	125406071	Lever	1	24	125976120	Stay	1
6		Link	1	25	011300616	Screw	2
7		Pin	1	26	010109264	Screw	2
9	198217110	Spring	1	27	023100006	Nut	2
10	031100004	Pin	1	28	125176080	Lever	1
11	198216731	Spring	1	29	198216760	Spring	1
12	125156170	Arm	1	30	026200008	Washer	1
13	052100070	O Ring	1	31	020300008	Nut	2
14	036800008	Circlip	1	34	125156180	Arm	1
15	125416300	Lever	1	35	052100050	O Ring	1
16	010110630	Screw	1	36	036800006	Circlip	1

NOTE: Obtain replacement parts from your local Perkins Dealer.



T-1383-1

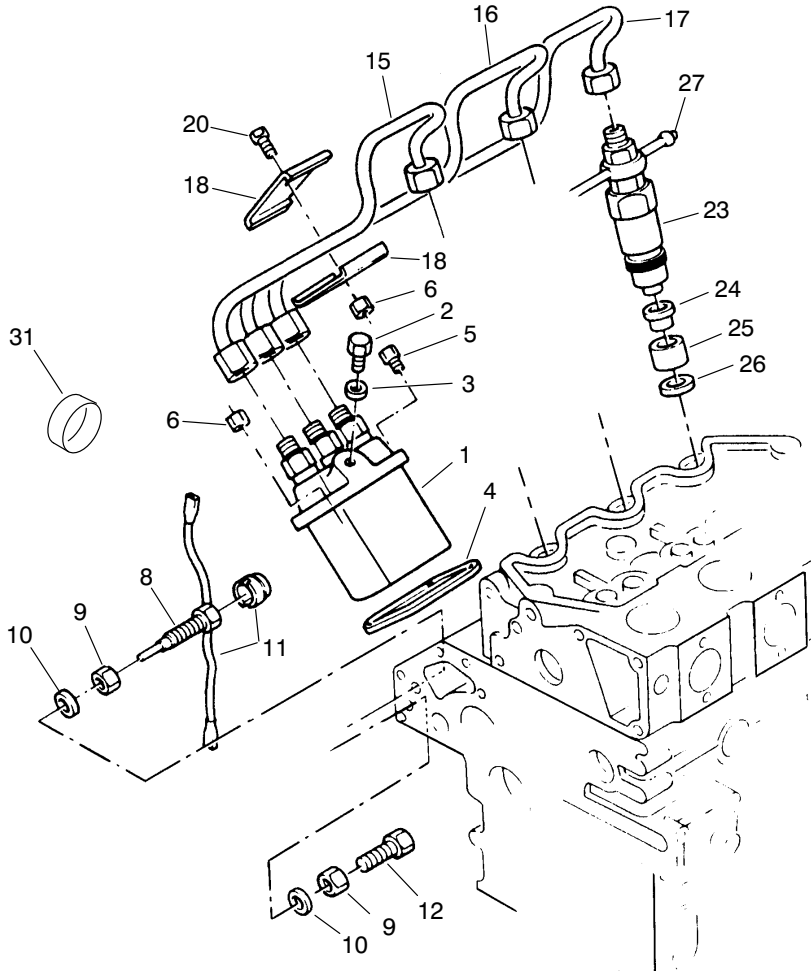
OIL PUMP ASSEMBLY

Ref. No.	Part No.	Description	No. Used
1	165026110	Gear	1
4	198216821	Spring	1
7	140166130	Rotor	1
8	140116140	Cover	1
9	199286150	Shim, 0.10mm o/s	1
*	199286160	Shim, 0.15mm o/s	1
*	199286170	Shim, 0.20mm o/s	1
*	199286180	Shim, 0.50mm o/s	1

Ref. No.	Part No.	Description	No. Used
11	198216720	Spring	1
12	199236540	Collar	1
13	036800010	Circlip	1
14	199266180	Washer	1
18	140036120	Valve	1
19	052100150	Seal - O-Ring	1
20	140186010	Repair Kit	1

NOTE: Obtain replacement parts from your local Perkins Dealer.

*Not Illustrated

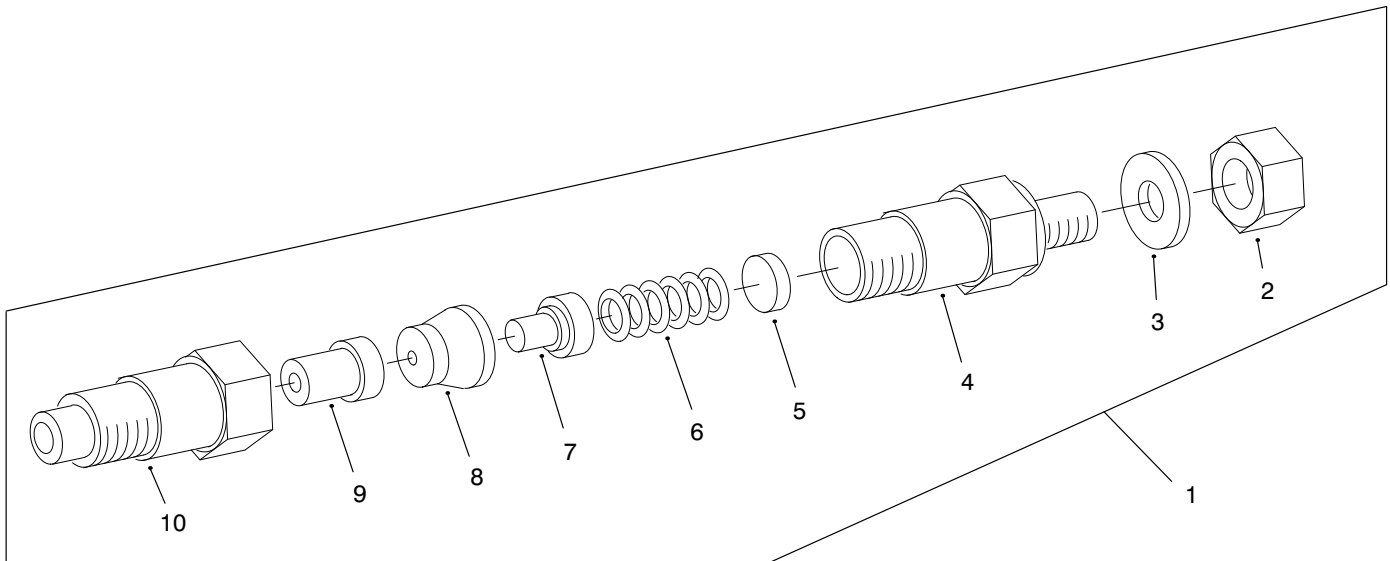


T-1384-1

FUEL INJECTION SYSTEM ASSEMBLY

Ref. No.	Part No.	Description	No. Used	Ref. No.	Part No.	Description	No. Used
1	131017610	Injection Pump	1	15	131507010	Injection Pipe No. 1 Cyl.	1
2	131236280	Screw	1	16	131507020	Injection Pipe No. 2 Cyl.	1
3	025100006	Washer	1	17	131507030	Injection Pipe No. 3 Cyl.	1
4	131426300	Shim	1	18	199106020	Damper	2
5	011300620	Screw	2	19	199106020	Damper	2
6	023100006	Nut	2	20	010100625	Screw	2
8	131046160	Screw	1	21	023100006	Nut	2
9	023109002	Nut	1	23	131406340	Atomiser	3
10	025100010	Washer	1	24	131426200	Gasket	3
11	198236030	Wire	1	25	111316280	Insert	3
12	010109475	Screw	1	26	198996090	Seal	3
13	023109008	Nut	1	27	131606260	Pipe	1
14	025100010	Washer	1	31	198466060	Plug	2

NOTE: Obtain replacement parts from your local Perkins Dealer.



T-2495

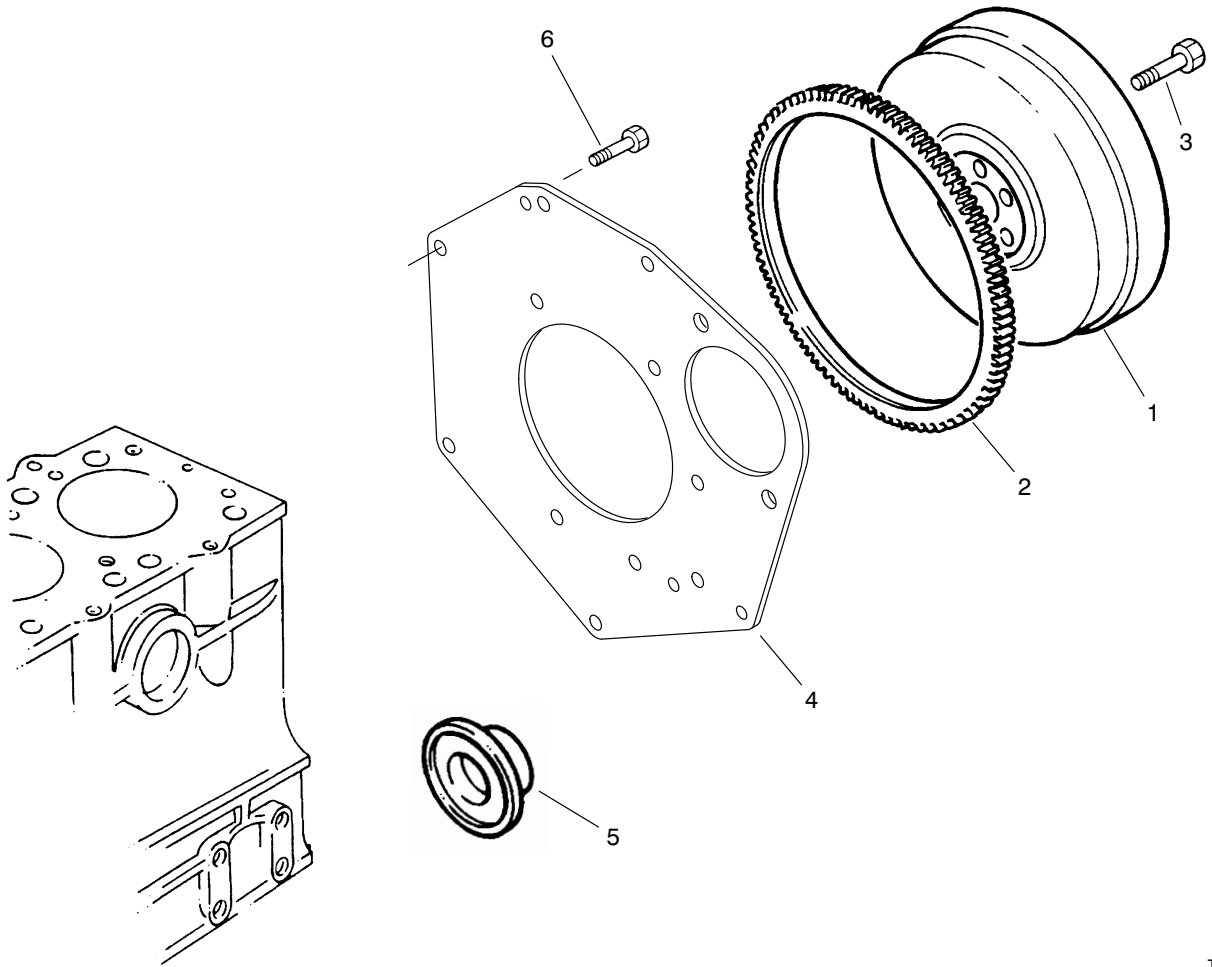
INJECTION PUMP ASSEMBLY

Ref. No.	Part No.	Description	No. Used
1	131406340	Atomiser	3
2	131446069	Nut	1
3	131426210	Washer	1
4	131446065	Body	1
5	131437250	Shim, 0.90mm o/s	1
*	131437251	Shim, 0.925mm o/s	1
*	131437252	Shim, 0.95mm o/s	1
*	131437253	Shim, 0.975mm o/s	1
*	131437354	Shim, 1.00mm o/s	1
*	131437255	Shim, 1.025mm o/s	1
*	131437256	Shim, 1.05mm o/s	1
*	131437257	Shim, 1.075mm o/s	1
*	131437258	Shim, 1.10mm o/s	1
*	131437259	Shim, 1.125mm o/s	1
*	131437260	Shim, 1.15mm o/s	1
*	131437261	Shim, 1.175mm o/s	1

Ref. No.	Part No.	Description	No. Used
*5	131437262	Shim, 1.20mm o/s	1
*	131437263	Shim, 1.225mm o/s	1
*	131437264	Shim, 1.250mm o/s	1
*	131437265	Shim, 1.275mm o/s	1
*	131437266	Shim, 1.30mm o/s	1
*	131437267	Shim, 1.325mm o/s	1
*	131437268	Shim, 1.35mm o/s	1
*	131437269	Shim, 1.375mm o/s	1
*	131437270	Shim, 1.40mm o/s	1
*	131437271	Shim, 1.425mm o/s	1
*	131437272	Shim, 1.45mm o/s	1
6	131446066	Spring	1
7	131446070	Pin	1
8	131446068	Spacer	1
9	131416150	Nozzle	1
10	131446067	Nut	1

NOTE: Obtain replacement parts from your local Perkins Dealer.

*Not Illustrated



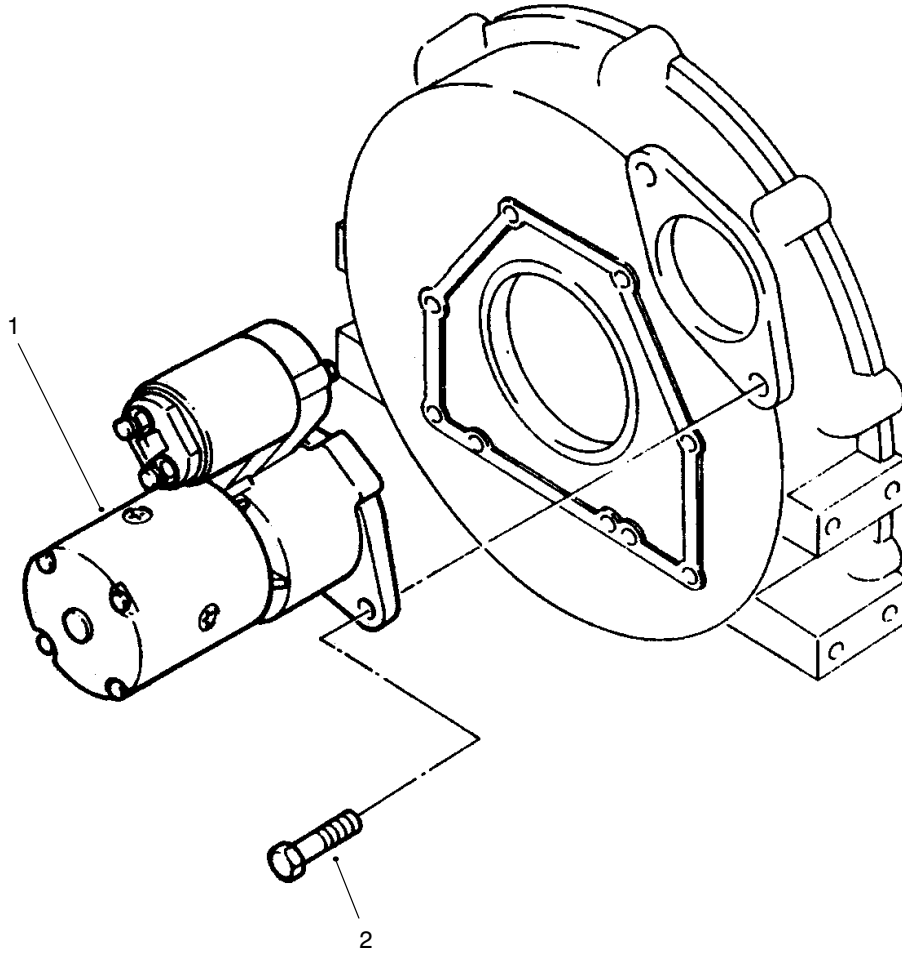
T-1387-3

FLYWHEEL ASSEMBLY

Ref. No.	Part No.	Description	No. Used
1	115357190	Flywheel	1
2	115376150	Gear - Ring	1
3	010109330	Screw	4

Ref. No.	Part No.	Description	No. Used
4	110366400	Plate	1
5	198636080	Seal	1
6	011310816	Screw	10

NOTE: Obtain replacement parts from your local Perkins Dealer.

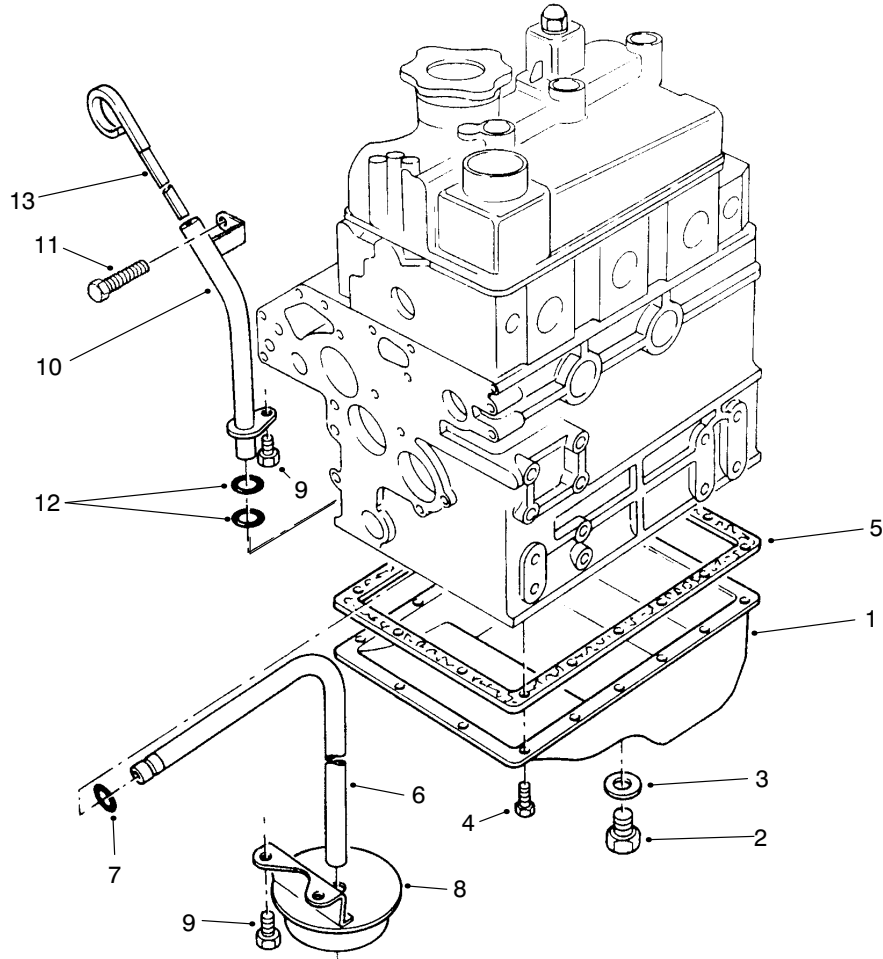


T-2191-1

STARTER INSTALLATION ASSEMBLY

Ref. No.	Part No.	Description	No. Used	Ref. No.	Part No.	Description	No. Used
1	185086400	Starter Motor	1	2	011401020	Screw	2

NOTE: Obtain replacement parts from your local Perkins Dealer.



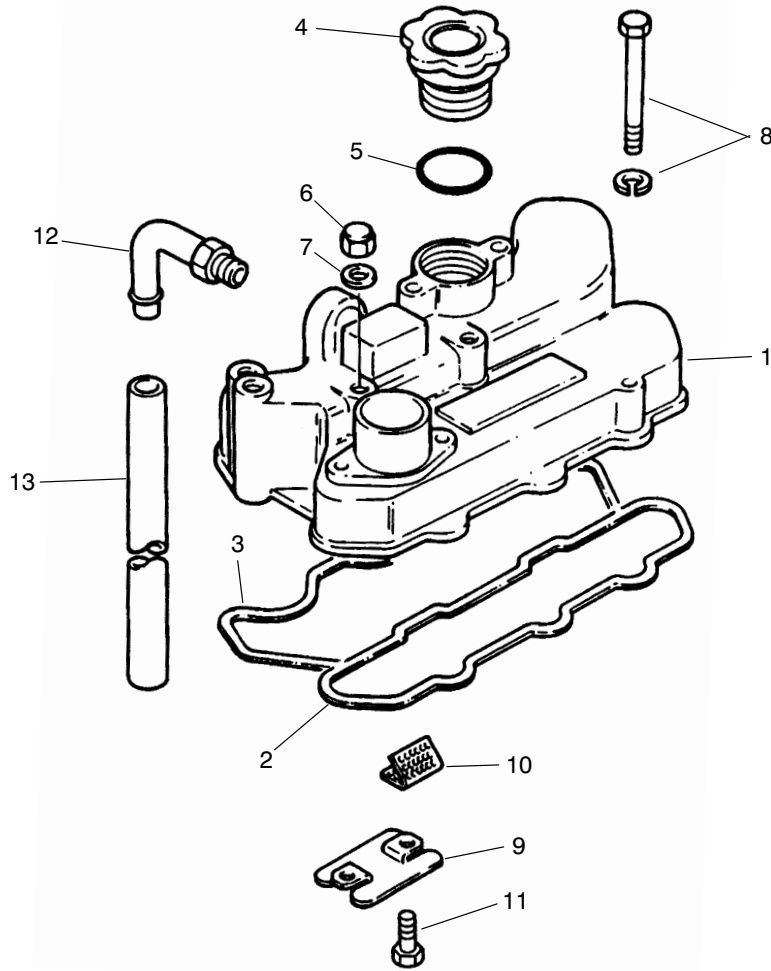
T-1390-1

OIL SUMP ASSEMBLY

Ref. No.	Part No.	Description	No. Used
1	110706860	Sump	1
2	010401212	Plug	2
3	025100012	Washer	2
4	010109235	Screw	18
5	110996590	Gasket	1
6	140986590	Pipe	1
7	052109076	Seal - O-Ring	1

Ref. No.	Part No.	Description	No. Used
8	140406310	Strainer	1
9	011300612	Bolt	3
10	110756380	Tube	1
11	011300812	Screw	1
12	052100100	Seal - O-Ring	2
13	198416371	Dipstick	1

NOTE: Obtain replacement parts from your local Perkins Dealer.

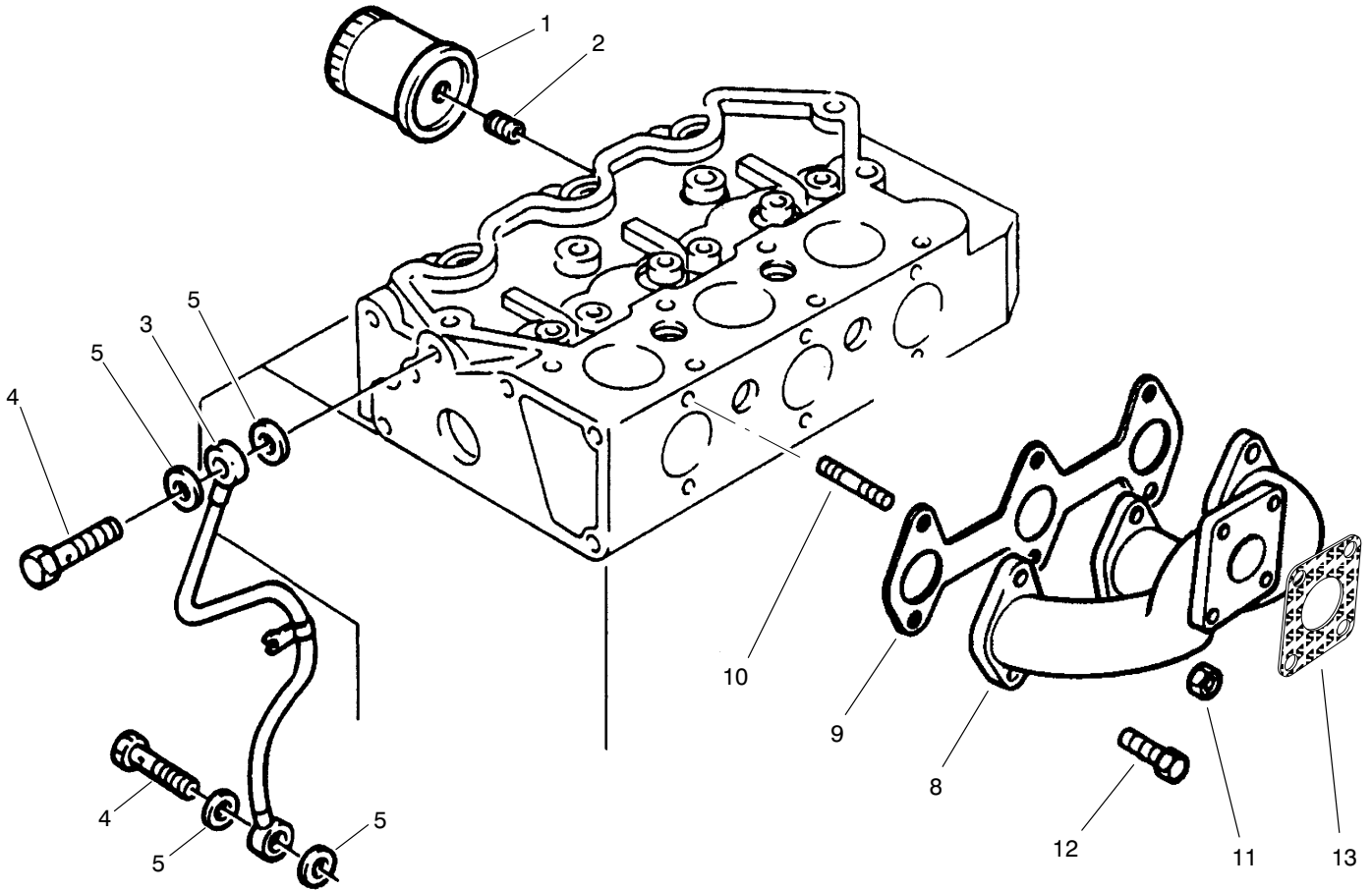


T-1391-1

VALVE COVER ASSEMBLY

Ref. No.	Part No.	Description	No. Used	Ref. No.	Part No.	Description	No. Used
1	111026371	Cover	1	8	011300650	Screw	2
2	111996330	Gasket	1	9	110666110	Plate	1
3	111996060	Gasket	1	10	110666120	Gauze	1
4	198436010	Cap	1	11	011300612	Bolt	2
5	052100400	Seal	1	12	110986500	Pipe	1
6	024500008	Nut	3	13	068122560	Hose	1
7	198996060	Washer	3				

NOTE: Obtain replacement parts from your local Perkins Dealer.
 *Not Illustrated



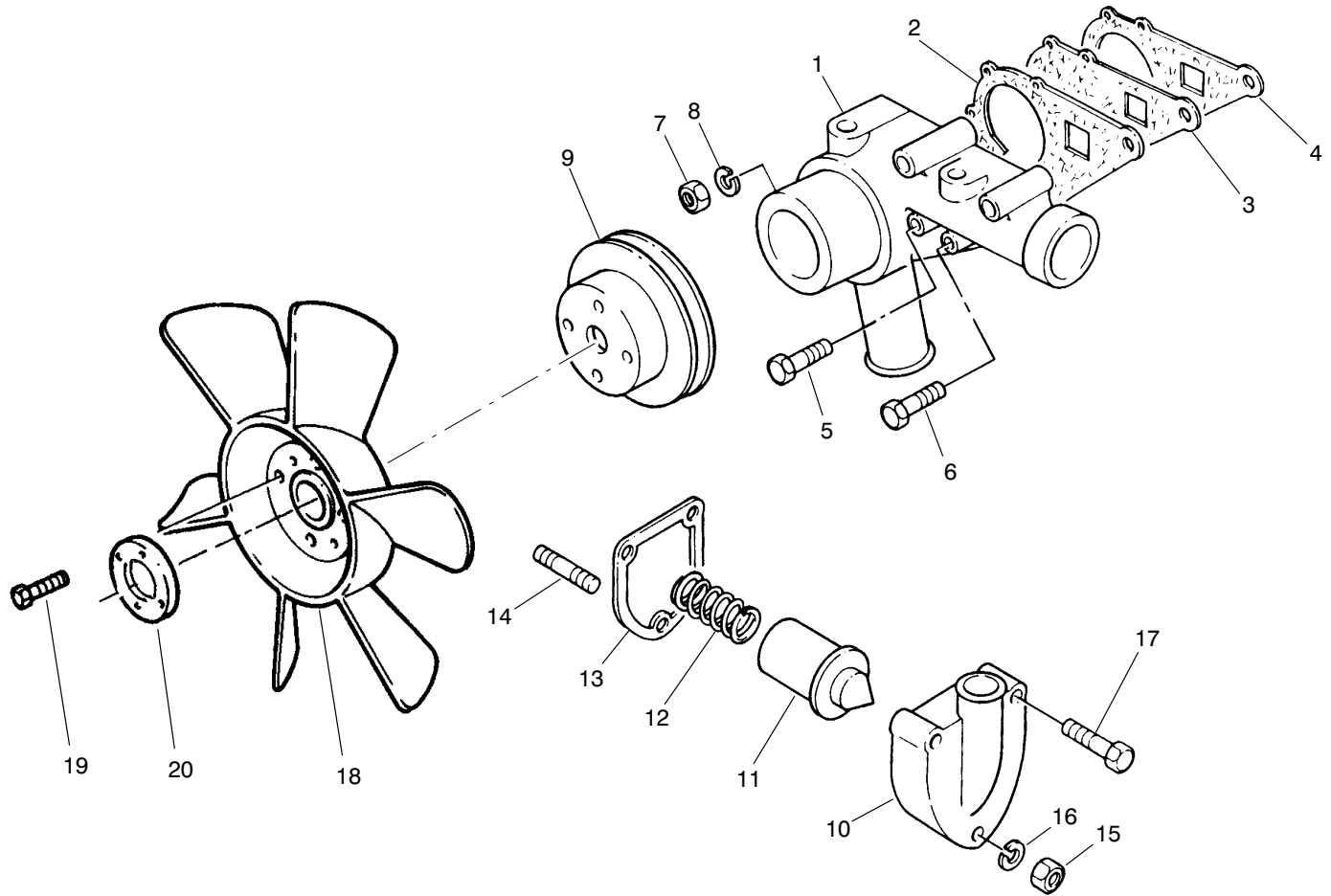
T-1392-2

OIL FILTER & EXHAUST MANIFOLD ASSEMBLIES

Ref. No.	Part No.	Description	No. Used
†1	85-4930	Filter – Oil	1
2	140546020	Connection	1
3	140606680	Pipe	1
4	198486780	Bolt	1
5	198996060	Washer	2
6	198486780	Bolt	1
7	198996060	Washer	2

Ref. No.	Part No.	Description	No. Used
8	135616620	Manifold – Exhaust	1
9	135996520	Gasket	1
10	012110625	Stud	3
11	023100006	Nut	3
12	011310625	Screw	3
13	314990013	Gasket – Muffler	1

NOTE: Obtain replacement parts from your local Perkins Dealer.
 †Available from your local TORO Distributor.



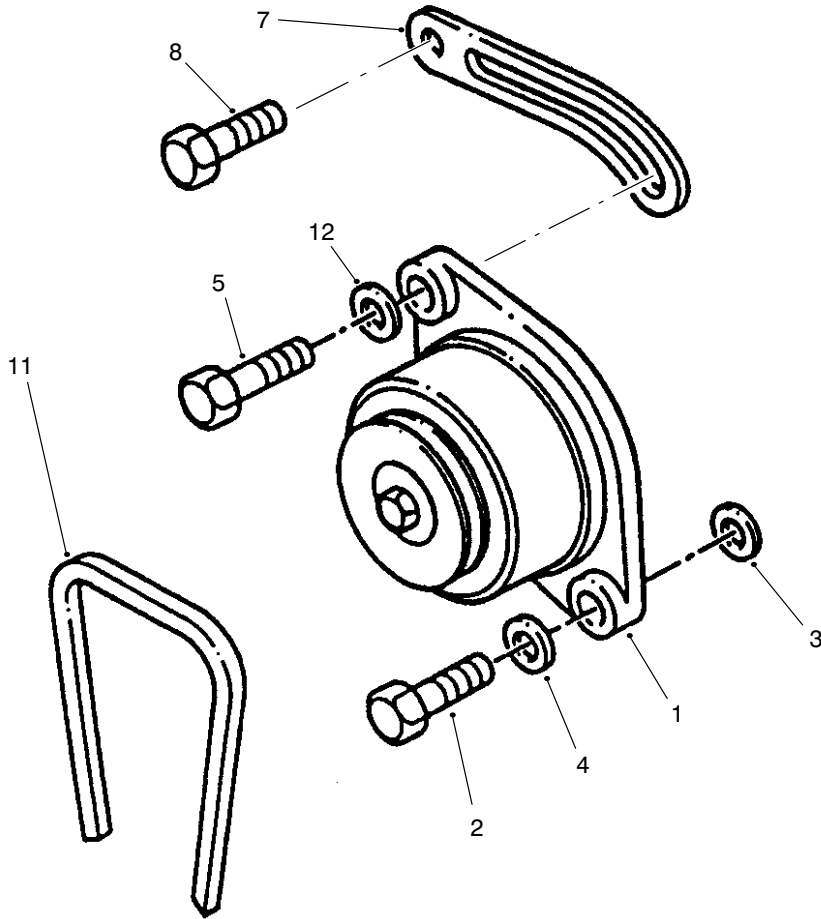
T-2454-1

WATER PUMP ASSEMBLY

Ref. No.	Part No.	Description	No. Used
1	145017400	Pump – Water	1
2	145996430	Gasket	1
3	145146270	Backplate	1
4	145996420	Gasket	1
5	011300635	Screw	3
6	011300650	Screw	4
7	023100006	Nut	1
8	027100006	Washer	1
9	145336490	Pulley	1
10	145216161	Housing	1

Ref. No.	Part No.	Description	No. Used
11	145206062	Thermostat	1
12	198217410	Spring	1
13	145996440	Gasket	1
14	012100650	Stud	1
15	023100006	Nut	1
16	027100006	Washer	1
17	011300650	Screw	2
18	145306590	Fan	1
19	011310620	Screw	4
20	145386520	Plate	1

NOTE: Obtain replacement parts from your local Perkins Dealer.

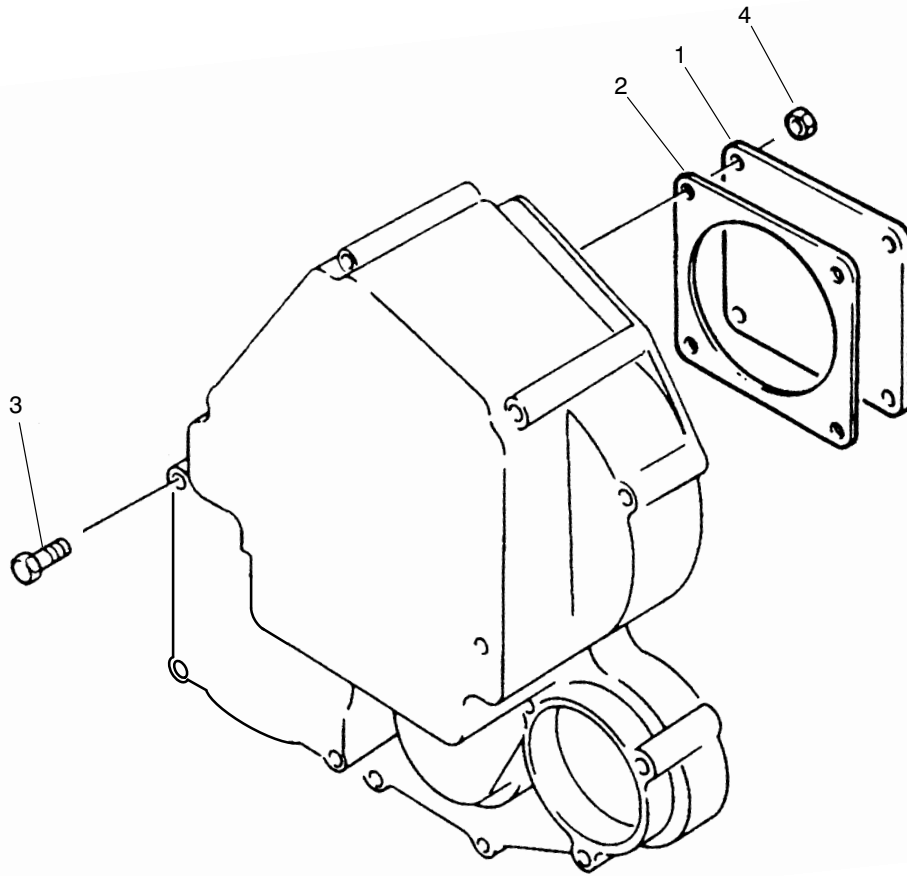


T-2192-1

ALTERNATOR ASSEMBLY

Ref. No.	Part No.	Description	No. Used	Ref. No.	Part No.	Description	No. Used
1	185046300	Alternator	1	7	185726910	Lever	1
2	010110850	Screw	1	8	011300816	Screw	1
3	199236850	Washer	1	11	080109083	Belt	1
4	026109017	Washer	1	12	026109017	Washer	1
5	011310825	Screw	1				

NOTE: Obtain replacement parts from your local Perkins Dealer.




T-1398-1

TIMING COVER PLATE ASSEMBLY

Ref. No.	Part No.	Description	No. Used
1	165206360	Plate	1
2	165996420	Gasket	1

Ref. No.	Part No.	Description	No. Used
3	010110850	Screw	4
4	023100008	Nut	4

NOTE: Obtain replacement parts from your local Perkins Dealer.

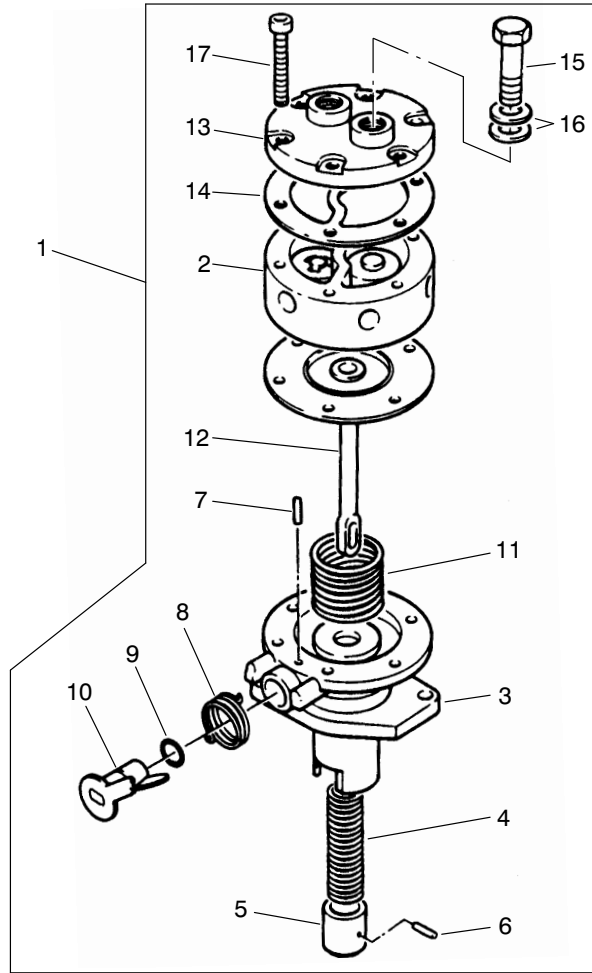


T-2179-2

LOW PRESSURE FUEL SYSTEM & THROTTLE STOP ASSEMBLIES

Ref. No.	Part No.	Description	No. Used	Ref. No.	Part No.	Description	No. Used
1	130506140	Pump – Lift	1	4	198486840	Connection	2
2	130996130	Gasket	1	5	185206082	Solenoid	1
3	011140616	Screw	2	6	025100016	Washer	1

NOTE: Obtain replacement parts from your local Perkins Dealer.

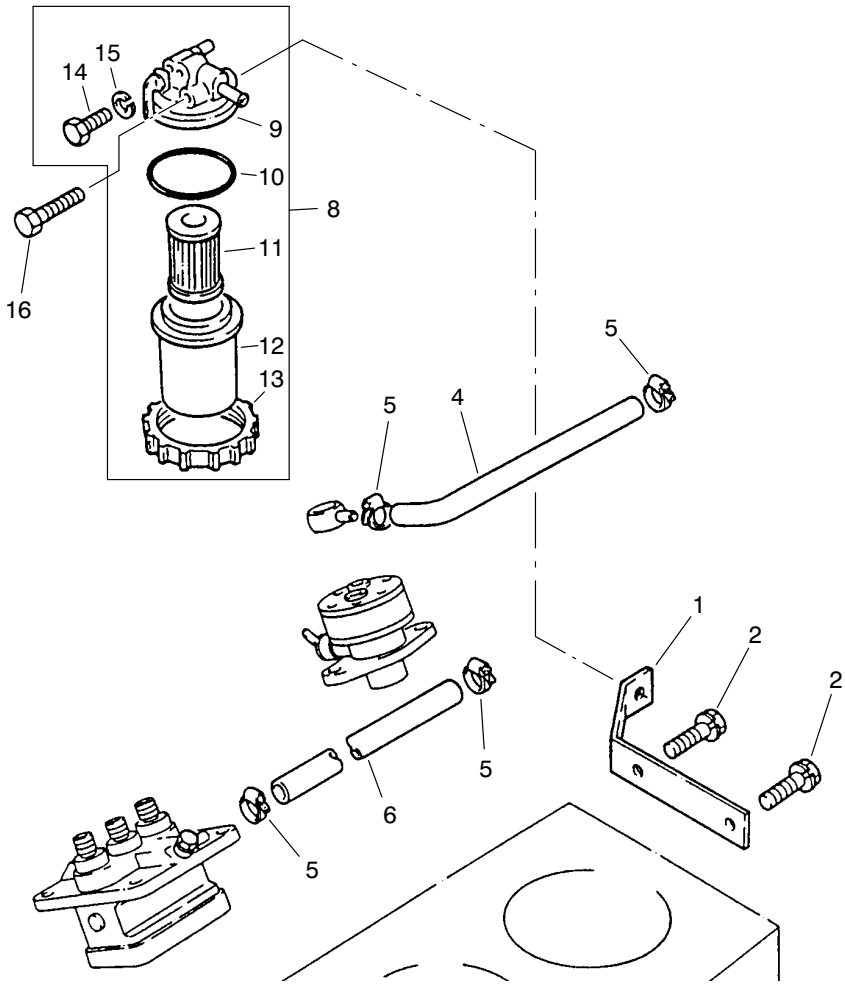


T-2455-1

LIFT PUMP ASSEMBLY

Ref. No.	Part No.	Description	No. Used	Ref. No.	Part No.	Description	No. Used
1	130506140	Lift Pump Assembly (Incl. Ref. #2)	1	9	131226180	Seal – O–Ring	1
2		Body	1	10	130516086	Lever	1
3	130516080	Body	1	11	130516087	Spring	1
4	130516081	Spring	1	12	130516084	Diaphragm	1
5	130516082	Plunger	1	13	130516090	Cap	1
6	130516085	Pin	1	14	130516089	Gasket	1
7	130516088	Pin	1	15	130516092	Bolt	2
8	130516083	Spring	1	16	130516069	Washer	4
				17	130516091	Screw	6

NOTE: Obtain replacement parts from your local Perkins Dealer.

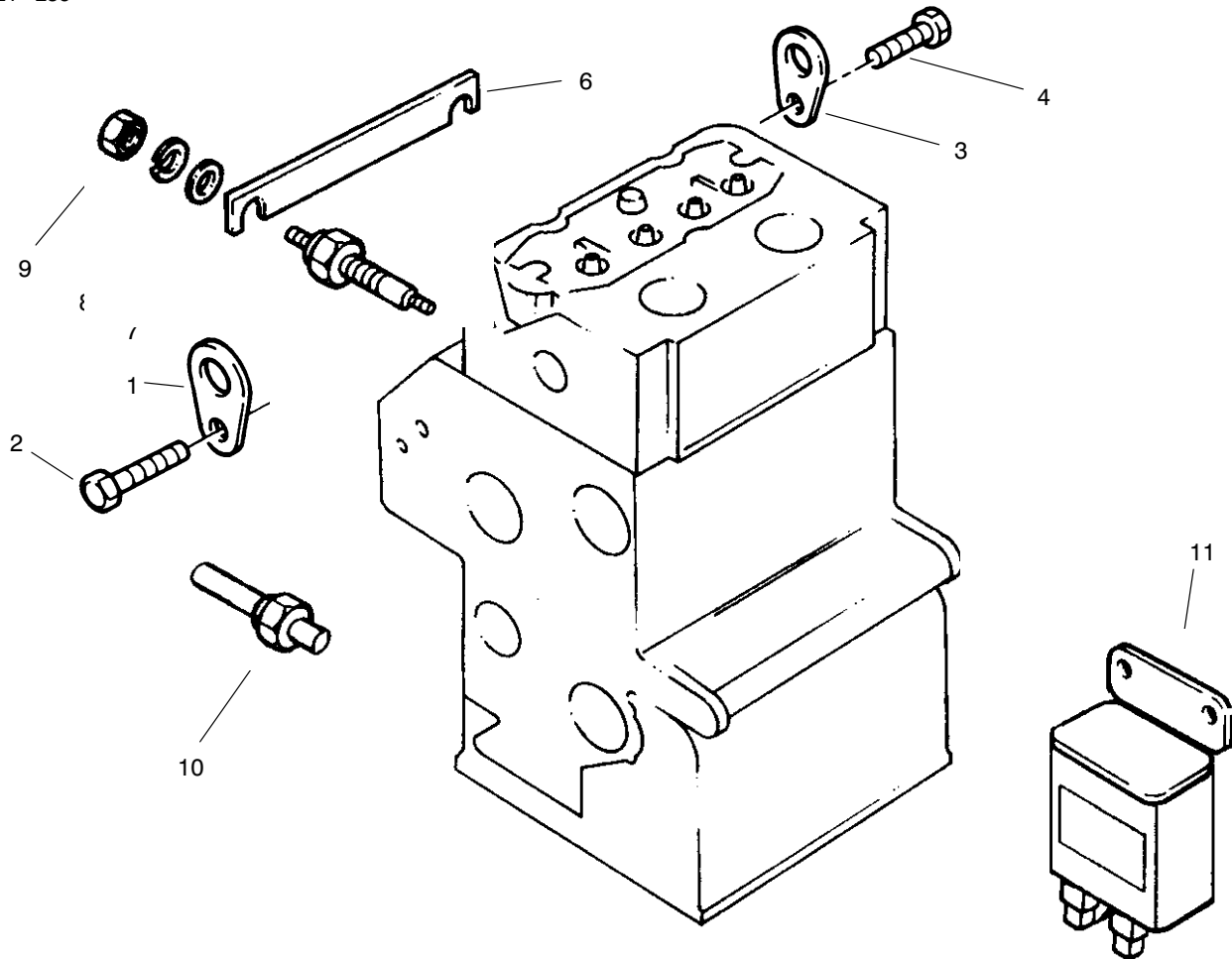


T-2180-1

FUEL FILTER ASSEMBLY

Ref. No.	Part No.	Description	No. Used	Ref. No.	Part No.	Description	No. Used
1	130976222	Bracket	1	10	052100440	Seal - O-Ring	1
2	011310816	Screw	1	11	130336040	Element - Filter	1
4	068207224	Pipe - Fuel	1	12	130336031	Container	1
5	198346020	Clip	4	13	130446090	Ring	1
6	068207400	Pipe - Fuel	1	14	130446080	Plug	2
8	130306041	Fuel Filter Assembly (Incl. Ref. #9)	1	15	130326120	Washer	2
9		Head - Filter	1	16	010100865	Screw	1

NOTE: Obtain replacement parts from your local Perkins Dealer.



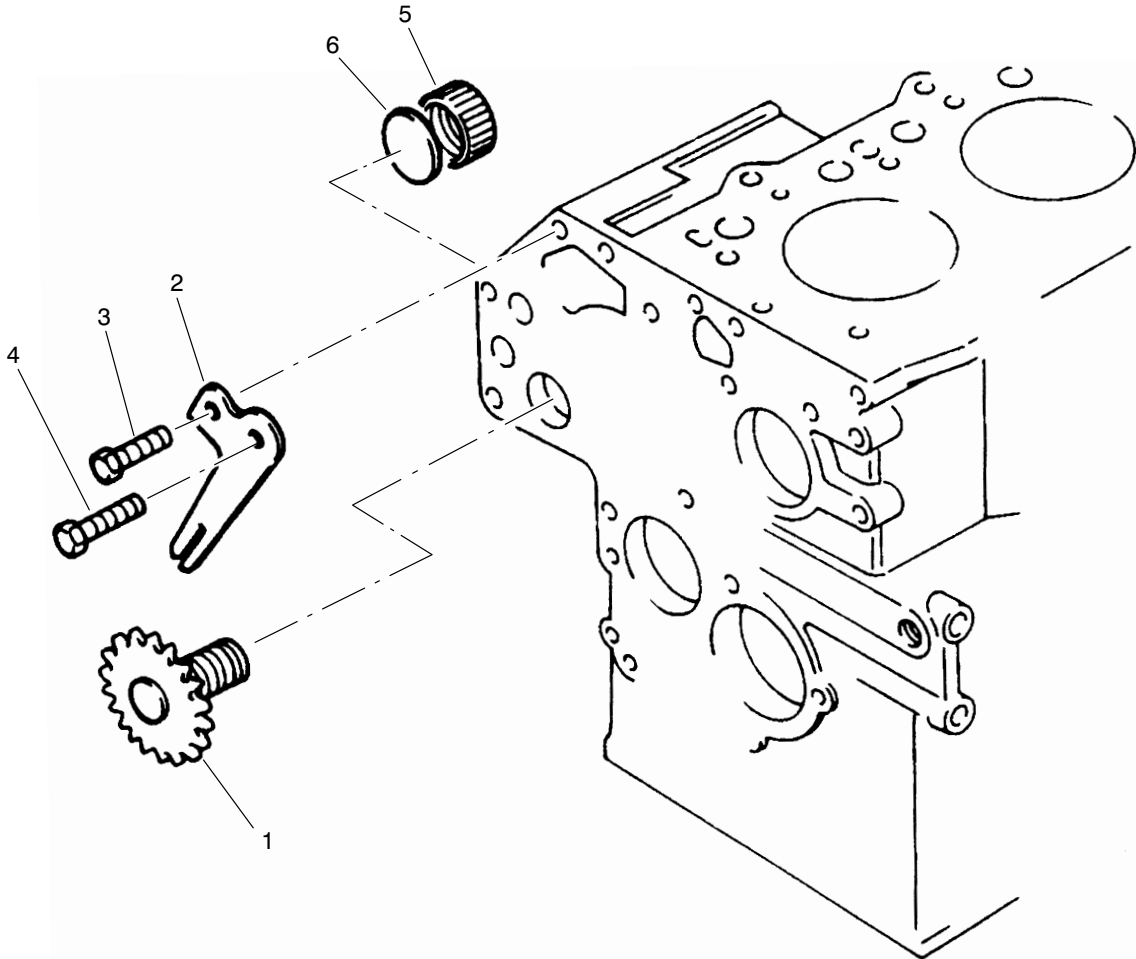
1404-2

ENGINE LIFTING TAB & COLD START ASSEMBLIES

Ref. No.	Part No.	Description	No. Used
1	195816200	Plate	1
2	011310816	Screw	1
3	195816200	Plate	1
4	011310816	Screw	1
5	185366190	Heater	3
6	185376170	Bar	1

Ref. No.	Part No.	Description	No. Used
7		Washer	3
8		Washer	3
9		Nut	3
10	385720260	Sending Unit	1
11	385230120	Relay	1

NOTE: Obtain replacement parts from your local Perkins Dealer.



T-1406

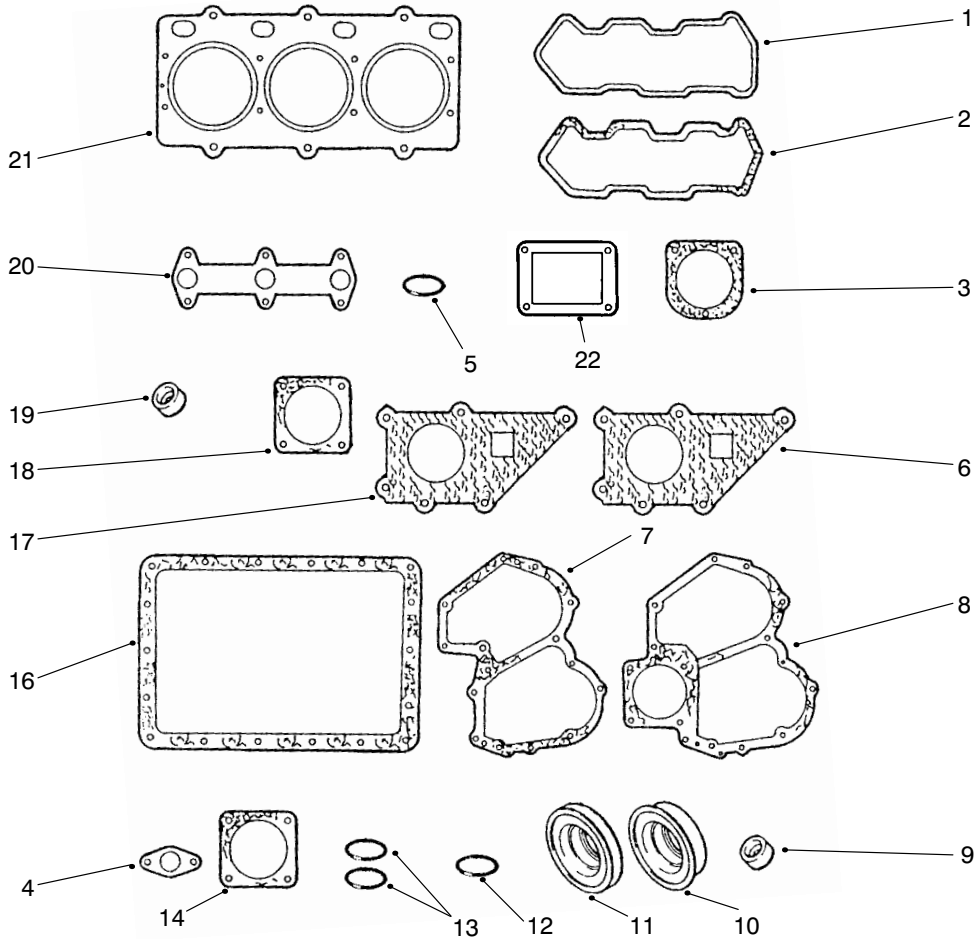
TACHOMETER & HOUR RECORDER DRIVE ASSEMBLY

Ref. No.	Part No.	Description	No. Used
1	120076070	Shaft	1
2	199566651	Plate	1
3	011310612	Screw	1

Ref. No.	Part No.	Description	No. Used
4	010700610	Screw	1
5	199376230	Cap	1
6	120996060	Seal	1

NOTE: Obtain replacement parts from your local Perkins Dealer.

*Not Illustrated



T-1970-2

GASKET AND SEALS

Ref. No.	Part No.	Description	No. Used
1	111996060	Gasket - Valve Cover	1
2	111996330	Gasket - Valve Cover	1
3	145996440	Gasket	1
4	130996130	Gasket - Lift Pump	2
5	052100400	Seal - Oil Filler Cap	1
6	145996430	Gasket - Water Pump	1
7	165996400	Gasket	1
8	165996410	Gasket	1
9	131426200	Gasket	3
10	198636080	Seal - Crankshaft	1
11	198636090	Seal	1
12	052109076	O-Ring	1

Ref. No.	Part No.	Description	No. Used
13	052100100	O-Ring - Dipstick Tube	2
14	165996420	Gasket - Timing Cover	1
16	110996590	Gasket - Oil Pan	1
17	145996420	Gasket - Water Pump	1
18	314990013	Gasket - Muffler	1
19	120406080	Seal	3
20	135996520	Gasket - Exhaust Manifold	1
21	111147390	Gasket - Cylinder Head	1
22	130996070	Gasket	1
*	195906840	Kit - Gasket & Seals (Incl. Ref. #1-21)	1

NOTE: Obtain replacement parts from your local Perkins Dealer.

*Not Illustrated

TORO PART NUMBER INDEX

3321-236

Part No.	Description	Pg. No.	Ref. No.	Qty.	Part No.	Description	Pg. No.	Ref. No.	Qty.
2844	Washer	22	36	3	75-5470	Spacer	11	17	1
3-6498	Washer - Thrust	22	12	1	75-9440	Hub - Wheel	7	6	1
5-3934	Bolt	7	5	1	76-0810	Housing Assembly	4	*	1
10-6060	Pin - Ram Pivot	27	5	2	76-0840	Manifold	4	22	1
10-6821	Brake Drum Assembly	3	*	2	76-0850	Bearing - Thrust	4	12	1
10-6830	Stud - Drive	7	28	4	76-0860	Shaft - Coupling	4	11	1
10-6850	Drum - Brake	3	3	2	76-0870	Plate - Wear	4	18	1
10-6870	Hub - Wheel	3	24	2	76-0880	Commutator Assembly	4	*	1
17-9420	Screw - Handle	2	18	1	76-0940	End Cover Assembly	4	24	1
18-6320	Washer - Steering	7	3	3	76-6070	Rotating Kit Assembly	21	11	1
18-6380	Pin	22	18	1	76-6080	Seal - Cover	21	5	1
26-3790	Nut - Lock	3	14	2	76-6090	Cover - Trunion	21	25	1
27-2360	Switch - Ignition	10	13	1	76-6100	Cover - Trunion O-Ring	21	26	1
27-6600	Spacer - Coupling	19	9	4	76-6140	O-Ring	21	27	1
28-3680	Tire	3	2	2	76-6150	Pin - Dowel	21	15	2
28-3680	Tire	7	7	1	76-6160	Screw - Cap	21	23	2
33-3720	Washer	21	33	1	76-6170	Screw - Cap	21	22	2
33-3750	Race - Inner	21	28	1	76-6180	Washer	21	7	2
39-2080	Dump Valve Assembly	21	21	1	76-6190	Seal - Shaft	21	6	1
42-2720	Seal - Shaft	21	34	1	76-6200	Spring	21	19	2
43-6280	Button - Push	10	28	1	76-8870	Lever Damper Assembly	22	4	1
43-6420	Bezel	10	29	1	77-3780	Lynch Pin & Lanyard Assy.	8	9	
47-2890	Bushing	5	12	2	80-8650	Coupling - Rubber	19	8	1
47-6990	Nut - Steering Wheel	5	6	1	81-1690	Clamp - Throttle Cable	31	33	1
48-9510	Nut - Lock	23	24	1	83-0730	Spacer - Lockup	5	8	1
49-6440	Pedal - Accelerator	2	4	1	83-0740	Disc - Friction	5	4	2
56-2230	Hose - Fuel	16	24	1	83-0760	Spacer - Lockup	5	3	1
56-2520	Fitting - Fuel Shut Off	16	9	1	83-1030	Mount - Engine	31	18	3
60-3520	O-Ring	19	2	1	83-1040	Plate - Washer	31	21	3
60-6330	Screw	21	4	4	83-1420	Steering Column Assembly	5	15	1
63-2290	Washer - Thrust	29	19	9	83-1700	Bushing - Flange	1	15	3
63-8360	Key - Ignition	10	6	2	83-2390	Pad	27	*	3
63-9750	Mount - Rubber	22	35	3	84-2000	Bracket - Brake	3	6	2
65-6390	Washer - Thrust	5	24	1	85-6540	Stud - Drive	3	25	8
65-8320	Bar - Gauge	27	*	1	85-9190	Plate - Control	10	10	1
66-2490	Retainer - Battery	15	7	1	86-5390	Kit - Seal, Repair	28	*	1
66-2750	Battery	15	6	1	86-5390	Kit - Seal, Repair	30	*	
66-2950	Gauge - Hour Meter	10	4	1	88-7200	Washer - Pivot	22	7	1
66-3240	Cap - Radiator	18	30	1	88-9190	Solenoid - 20 Watt	14	1	4
66-8800	Relay - Glow Plug	15	11	1	92-2379	Clamp - Hose	16	27	1
68-3270	Bumper	15	28	2	92-2538	Timer - Glow Plug	10	17	2
68-5130	Wheel - Steering	5	5	1	92-3154	Tab - Throttle	31	24	1
68-5140	Cap - Steering Wheel	5	27	1	92-3188	Diode - Circuit Board	10	15	1
68-6150	Breather - Air	17	20	1	92-3188	Diode - Circuit Board	15	39	1
69-8940	Washer - Flat	29	8	1	92-5753	Clamp - Hose Double	15	26	2
69-9000	Spacer	25	10	4	92-5753	Clamp - Hose Double	7	33	1
69-9000	Spacer	24	12	4	92-5753	Clamp - Hose, Double	31	42	1
69-9010	Washer	25	9	8	92-5838	Ball Joint	7	10	2
69-9010	Washer	24	11	8	92-6280	Seat Assembly	8	1	1
70-1240	Plug Assembly	21	18	2	92-6282	Switch - Seat	8	40	1
70-1480	Relay	15	1	8	92-6315	Cartridge - N.C.	14	9	1
70-8570	Circuit Breaker - 40 Amp	15	*	2	92-6533	Kit - Cushion Repair	8	38	1
70-9840	Shoe - Brake	3	27	4	92-6534	Shell - Seat	8	37	1
70-9850	Clip - Retaining	3	29	2	92-8020	Adapter - Breather	17	36	1
70-9860	Cam - Brake	3	26	2	92-8795	Assembly - Body	26	10	1
70-9870	Plate - Backing	3	28	2	92-8796	Pin - Dowel	26	14	2
70-9880	Spring - Return	3	4	4	92-8863	Repair Kit	26	*	1
71-1500	Brake Assembly	3	*	2	92-8990	Adjuster - Seat	8	13	1
72-9760	Switch - Override	10	16	1	92-8991	Adjuster w/Latch	8	14	1
74-0720	Tube - Manual	8	16	1	92-8995	Bushing - Straight	29	5	2
74-3730	Spacer - Cylinder	7	20	2	92-8995	Bushing - Straight	27	25	4
74-3730	Spacer - Cylinder	27	40	2	92-9199	Hydraulic Motor - Wheel	3	10	2
74-3810	Assembly - Load Plate	26	9	1	92-9761	Link - Drive	4	13	7
74-5950	Latch - Swell	18	11	2	92-9762	Screw - Cap Hex. Hd.	4	14	1
74-9100	Pad - Pedal Forward	2	3	1	92-9763	Rotor Set	4	*	1
74-9110	Pad - Pedal Reverse	2	2	1	92-9775	Warning Light Cluster	10	5	1
75-1310	Element - Filter	17	37	1	93-1375	Reel Motor	25	5	1
75-2010	Cartridge - Relief 2400 psi	14	8	1	93-1375	Reel Motor	24	13	2
75-2080	Seal Kit	14	*	5	93-2010	Frame	1	4	1
75-2090	Seal Kit	14	*	1	93-2016	Hose - Radiator	18	23	1
75-5470	Spacer	22	15	1	93-2018	Hose - Radiator	18	17	1

*Not Illustrated

TORO PART NUMBER INDEX (Cont.)

Part No.	Description	Pg. No.	Ref. No.	Qty.	Part No.	Description	Pg. No.	Ref. No.	Qty.
93-2020	Bracket - Support	31	14	1	93-2269	Hose Assembly	7	16	1
93-2031	Hose - Radiator	18	2	1	93-2269	Hose Assembly	15	30	1
93-2035	Hose - Air Cleaner	23	18	1	93-2269	Hose Assembly	5	32	1
93-2035	Hose - Air Cleaner	15	34	1	93-2270	Hose Assembly	7	14	1
93-2035	Hose - Air Cleaner	18	34	1	93-2270	Hose Assembly	15	29	1
93-2036	Clamp - Air Hose	15	27	1	93-2270	Hose Assembly	5	33	1
93-2043	Hose - Fuel	31	9	1	93-2271	Hose Assembly	13	13	1
93-2048	Cap - Overflow Tank	16	19	1	93-2271	Hose Assembly	5	34	1
93-2049	Tank - Overflow	16	21	1	93-2272	Hose Assembly	13	14	1
93-2050	Screen	18	10	1	93-2272	Hose Assembly	5	30	1
93-2055	Reed Switch - Sensor	11	9	2	93-2275	Screen - Filler	17	17	1
93-2056	Reed Switch - Actuator	11	10	1	93-2276	Spring - Brake Latch	1	2	1
93-2068	Hose - Pump Inlet	17	31	1	93-2279	Clamp - Cable	11	2	1
93-2069	Rod - Brake	3	12	2	93-2279	Clamp - Cable	2	34	1
93-2069	Rod - Brake	1	14	2	93-2298	Hose - Fuel	16	23	1
93-2070	Clevis - Swivel	3	21	2	93-2298	Hose - Fuel	31	35	1
93-2072	Shield - Wheel RH	1	17	1	93-2299	Fitting - Fuel	16	11	1
93-2073	Shield - Wheel LH	1	16	1	93-2300	Radiator	18	4	1
93-2075	Brake Pedal	1	21	1	93-2320	Shroud - Fan	18	19	1
93-2085	Rod	2	1	1	93-2322	Cable - Throttle Control	31	40	1
93-2092	Clamp - Cable	2	31	1	93-2322	Control - Throttle	10	9	1
93-2096	Lever - Brake	3	13	2	93-2340	Harness - Wire	10	26	1
93-2099	Cable - Traction Control	2	16	1	93-2340	Wire Harness	15	23	1
93-2099	Cable - Traction Control	22	29	1	93-2340	Wire Harness	31	38	1
93-2111	Stud - Traction	22	13	1	93-2343	Cable - Battery Positive	15	21	1
93-2115	Steering Arm	5	19	1	93-2343	Cable - Battery Positive	31	39	1
93-2120	Steering Control Valve	5	23	1	93-2344	Cable - Battery Negative	15	22	1
93-2122	Cylinder Asm - Steering	7	13	1	93-2344	Cable - Battery Negative	31	37	1
93-2123	Bracket - Fuse Block	15	19	1	93-2362	Roller - Anti Scalp	29	11	4
93-2125	Castor Fork	7	4	1	93-2362	Roller - Anti Scalp	27	17	8
93-2128	Panel - Seat Base	8	5	1	93-2363	Shaft - Roller	29	12	2
93-2142	Pad - Floor Plate	2	8	1	93-2363	Shaft - Roller	27	16	4
93-2151	Plate - Backing	31	3	1	93-2368	Bushing - Flange	29	10	2
93-2152	Adapter - Fan	31	2	1	93-2368	Bushing - Flange	27	14	4
93-2155	Engine Mount - Front	31	13	1	93-2384	Spacer - Carrier	27	28	2
93-2160	Engine Mount - Rear	31	11	1	93-2400	Lockup Handle	5	2	1
93-2169	Bracket - Relay	15	4	1	93-2422	Rod - Seat Pivot	8	10	2
93-2170	Pump Adapter	19	10	1	93-2423	Hose - Air Cleaner	23	17	1
93-2177	Spacer - Upper	31	28	2	93-2424	Bracket - Cooler Lower	18	13	2
93-2178	Spacer - Lower	31	29	2	93-2425	Bracket - Cooler Upper	18	5	2
93-2183	Pipe - Exhaust	23	12	1	93-2437	Plug - Serrated	17	24	1
93-2185	Exhaust Bracket	23	11	1	93-2438	Clamp - Fuel Tank	17	3	1
93-2190	Air Cleaner Assembly	23	6	1	93-2509	Clamp - Tube	24	3	2
93-2191	Mounting Band Assembly	23	5	1	93-2551	Seal - Basket	27	37	2
93-2195	Element - Air Cleaner	23	*23	1	93-2551	Seal - Basket	29	43	1
93-2199	Screw - HH	5	9	1	93-2578	Shroud - Console	8	19	1
93-2225	Tank - Fuel	16	2	1	93-2586	Hydrostat	19	16	1
93-2230	Hose - Fuel	16	12	1	93-2589	Hub - Pump	19	4	1
93-2230	Hose - Fuel	31	36	1	93-3102	Fuel Cap - Diesel	16	1	1
93-2233	Decal - GR3200	7	22	2	93-3614	Assembly - Cover	26	4	1
93-2235	Tank - Hydraulic	17	6	1	93-3615	Assembly - Drive Shaft	26	7	1
93-2236	Mount - Oil Filter	17	10	1	93-3616	Assembly - Idler Gear	26	6	1
93-2238	T-Block	24	18	1	93-4637	Washer - Flat	16	4	3
93-2240	Manifold Assembly	13	1	1	93-4637	Washer - Flat	17	12	4
93-2242	Filter Assembly - Oil	17	8	1	93-5447	Insert - Threaded	8	28	2
93-2252	Hose Assembly	19	23	1	93-6668	Decal - Battery	15	33	1
93-2252	Hose Assembly	5	31	1	93-6681	Decal - Warning	18	6	1
93-2254	Hose Assembly	13	20	2	93-6689	Decal - No Rider	8	26	1
93-2254	Hose Assembly	27	24	2	93-7160	Cap - Hydraulic Oil	17	5	1
93-2255	Hose Assembly	27	3	1	93-7252	Decal - CE Mark	8	33	1
93-2255	Hose Assembly	13	26	1	93-7276	Decal - Danger	15	32	1
93-2255	Hose Assembly	15	36	1	93-7489	Valve - Flow Control	29	35	1
93-2256	Hose Assembly	27	4	1	93-7494	Cartridge - N.O. Poppet	14	2	2
93-2256	Hose Assembly	13	25	1	93-7629	Pad - Foot Brake	1	22	1
93-2256	Hose Assembly	15	35	1	93-7840	Decal - Radiator Cap	18	12	1
93-2258	Hose Assembly	29	20	1	93-8062	Decal - Parking Brake	1	5	1
93-2258	Hose Assembly	13	24	1	93-8063	Decal - Warning	5	26	1
93-2260	Hose - Expansion Tank	16	5	1	93-8064	Decal - Warning	27	29	2
93-2260	Hose - Expansion Tank	31	10	1	93-8064	Decal - Warning	29	29	1
93-2260	Hose - Expansion Tank	18	25	1	93-8067	Decal - Hydraulic Oil	8	24	1
93-2264	Hose Assembly	24	14	2	93-8068	Decal - Steering Arm	5	20	1

*Not Illustrated

TORO PART NUMBER INDEX (Cont.)

Part No.	Description	Pg. Ref. No. No. Qty.	Part No.	Description	Pg. Ref. No. No. Qty.
93-8069	Decal - Hot Surface	23 9 1	94-5354	Tube - Hydraulic	25 32 1
93-9051	Decal - Eccentric Bolt	22 28 1	94-5355	Hose Assembly	19 26 1
94-1300	Neutral Lock	2 27 1	94-5356	Hose Assembly	19 35 1
94-1304	Cable - Neutral Lock	2 24 1	94-5357	Hose Assembly	25 26 2
94-1312	Spacer - Pivot	22 5 1	94-5357	Hose Assembly - RH	3 7 2
94-1316	Bracket - Bulkhead	25 6 1	94-5358	Hose Assembly	25 30 2
94-1317	Tube - Hydraulic	25 7 1	94-5358	Hose Assembly - LH	3 8 2
94-1317	Tube - Hydraulic	13 15 1	94-5359	Bracket - Air Cleaner	23 2 1
94-1318	Tube - Hydraulic	24 20 1	94-5438	Seal - Solenoid	14 19 8
94-1318	Tube - Hydraulic	25 21 1	94-6351	Cartridge - Relief 150 psi	14 13 1
94-1319	Tube - Hydraulic	24 21 1	94-6352	Plug - Cavity	14 18 1
94-1320	Tube - Hydraulic	24 22 1	94-6353	Plug - Cavity	14 15 1
94-1320	Tube - Hydraulic	13 34 1	94-6357	Hydraulic Cylinder Assembly	29 2 1
94-1321	Tube - Hydraulic	25 20 1	94-6359	Shaft - Drive	21 2 1
94-1321	Tube - Hydraulic	24 23 1	94-6360	Plate - Valve	21 13 1
94-1325	Push Mount Tie	15 16 2	94-6361	Back Plate Assembly	21 16 1
94-1328	Hose Assembly	25 8 1	94-6362	Seal Repair Kit	21 * 1
94-1332	Hose Assembly	19 27 1	94-6363	Bearing	21 3 1
94-1332	Hose Assembly	13 33 1	94-6366	Cover - Steering Valve	5 16 1
94-1348	Hose - Tank	16 17 1	94-6368	Bearing	21 14 1
94-1349	Hose - Breather	18 24 1	94-6383	Hose Assembly	13 30 1
94-1364	Plate	16 13 1	94-6383	Hose Assembly	19 44 1
94-1369	Spring - Ext.	22 17 1	94-6384	Hose Assembly	19 25 1
94-1371	Spacer	2 11 1	94-6385	Valve - Relief	19 40 1
94-1372	Bracket - Mow	2 20 1	94-6386	Cartridge - Relief Valve	19 46 1
94-1373	Bracket - Lock	2 19 1	94-6398	Bracket - Traction	11 15 1
94-1374	Trunion Mow Bracket	2 22 1	94-6399	Plate - Floor	2 9 1
94-1375	Trunion Lock Bracket	2 21 1	94-6953	Console	10 1 1
94-1378	Tube - Handle Pivot	11 11 1	94-8077	Decal - Console	10 14 1
94-1383	Pedal Pivot	2 12 1	94-8153	Muffler	23 7 1
94-1386	Shaft - Pedal Lock	2 23 1	94-8155	Bracket - Bulkhead	25 14 1
94-1390	Screw - Shoulder	31 17 1	94-8156	Shield - Dust	31 43 1
94-1414	Valve	23 22 1	94-8157	Arrester - Spark	23 * 1
94-2579	Decal - Toro	8 27 1	94-8158	Screw - Cap	20 11 8
94-2627	Cartridge	14 3 1	94-8160	Washer	20 17 4
94-3011	Plug	20 18 1	94-8161	Kit - Seal Repair	20 * 1
94-3452	Pin - Cylinder	29 21 1	94-8174	Hose - Pump Inlet	19 24 1
94-3473	Elbow Assembly - Radiator	18 26 1	94-8178	Seal Kit	4 * 1
94-3477	Hose Assembly	13 22 1	94-8189	Clamp - Hose	31 47 1
94-3477	Hose Assembly	29 26 1	94-8191	Clamp - Hose	31 34 5
94-3480	Guard - Alternator	18 29 1	94-8196	Washer - Nylon	22 39 2
94-3486	Plate	22 34 1	94-8197	Tube - Pivot	22 2 1
94-3488	Lever - Pump	22 6 1	94-8198	Pin	27 6 2
94-3489	Screw - HH	2 26 1	94-8199	Tube - Pivot	29 22 1
94-3641	Housing Assembly	21 29 1	94-9600	Brake Latch	1 13 1
94-3643	Plate - Cam	21 10 1	94-9603	Cable Support	22 9 1
94-3644	Seat	21 20 2	94-9607	Hose - Formed	17 21 1
94-3645	Key	21 1 1	94-9609	Bushing - Straight	22 10 1
94-3646	Key	21 9 1	94-9610	Bushing - Flange	27 10 4
94-3652	Cover Assembly	23 21 1	94-9611	Handle	11 7 1
94-3653	Bolt	23 15 1	94-9614	Roller - Pivot	11 22 1
94-3654	Spring - Compression	23 16 1	94-9617	Pin - Spring	11 20 1
94-3661	Seal Kit	14 * 1	94-9618	Spacer - Spring	11 25 1
94-4353	Hose - Fuel	16 18 1	94-9619	Bushing	11 23 1
94-4398	Kit - Seal, Cylinder Repair	7 * 1	94-9620	Spring - Torsion	11 26 1
94-4518	Hose - Assembly	17 22 1	94-9623	Radiator Support Asm	18 8 1
94-4518	Tube - Hydraulic	13 27 1	94-9627	Seat Support Asm	8 4 1
94-4519	Tube - Convoluted	15 38 1	94-9628	Steering Cover Asm	5 14 1
94-4527	Neutral Arm	22 11 1	94-9629	Muffler Shield Asm	23 8 1
94-4528	Plug	18 14 2	94-9633	Decal - Service	8 25 1
94-4538	Spacer - Mount	31 41 3	94-9634	Decal - Service (Spanish)	8 25 1
94-4539	Hose Assembly	25 16 1	94-9635	Decal - Service (French)	8 25 1
94-4539	Hose Assembly	17 32 1	94-9636	Decal - Service (German)	8 25 1
94-4546	Panel - Extension	8 30 1	94-9637	Decal - Service (Swedish)	8 25 1
94-4547	Panel - Lower	8 20 1	94-9638	Decal - Service (Italian)	8 25 1
94-4548	Bumper	27 7 2	94-9639	Decal - Service	8 25 1
94-4548	Bumper - Recessed	29 32 1	94-9640	Decal - Service (Norwegian)	8 25 1
94-4929	Kit - Seal	6 * 1	94-9641	Decal - Service (Finnish)	8 25 1
94-5350	Fitting - Bulkhead Tee	25 28 2	94-9642	Decal - Service (Danish)	8 25 1
94-5352	Retainer - Hose	25 29 1	94-9643	Decal - Service (Dutch)	8 25 1
94-5353	Tube - Hydraulic	25 31 1	94-9644	Decal - Service (Japanese)	8 25 1

*Not Illustrated

TORO PART NUMBER INDEX (Cont.)

Part No.	Description	Pg. No.	Ref. No.	Qty.	Part No.	Description	Pg. No.	Ref. No.	Qty.
94-9647	Ball Joint	29	15	1	237-42	O-Ring	19	39	2
94-9647	Ball Joint	27	20	2	237-58	O-Ring	13	28	1
94-9648	Ball Stud	29	40	1	237-58	O-Ring	17	28	1
94-9648	Ball Stud	27	41	2	237-65	O-Ring	13	16	3
95-0533	Gear Pump	19	28	1	237-65	O-Ring	25	27	3
95-0535	Engine - Perkins	31	1	1	237-65	O-Ring	3	30	4
95-1628	Hinge - Upper	1	11	1	237-65	O-Ring	19	32	3
95-1629	Hinge - Lower	1	12	1	237-78	O-Ring	13	23	7
95-1639	Fitting - Hydraulic	29	17	1	237-78	O-Ring	25	24	1
95-1639	Fitting - Orificed	13	36	2	237-78	O-Ring	24	30	4
95-2903	Angle - Basket Seal	27	36	2	237-78	O-Ring	27	30	4
95-2903	Angle - Basket Seal	29	42	1	237-78	O-Ring	7	30	2
95-2907	Hose Assembly	25	4	2	237-78	O-Ring	29	38	4
95-2908	Hose Assembly	24	15	2	237-79	O-Ring	14	11	1
95-2909	Hose Assembly	24	17	2	237-79	O-Ring	25	23	2
95-2927	Fitting - Hydraulic 90°	29	37	1	237-79	O-Ring	24	28	4
95-5641	Seal Kit	14	*	1	237-79	O-Ring	19	29	3
95-5999	Plug - Orifice	14	14	1	237-79	O-Ring	5	29	4
98-0632	Adapter - Pull Link	27	45	2	237-79	O-Ring	13	32	1
98-0632	Adapter - Pull Link	29	46	1	237-79	O-Ring	17	33	1
98-2172	Lift Arm - Center	29	4	1	237-80	O-Ring	14	16	2
98-2174	Lift Arm - RH	27	21	1	237-80	O-Ring	13	17	2
98-2176	Lift Arm - LH	27	22	1	237-80	O-Ring	3	31	4
98-2178	Screw	27	19	2	237-80	O-Ring	19	33	1
98-2178	Screw - HH	29	14	1	237-81	O-Ring	13	29	1
98-2179	Shell & Housing Assembly	27	42	2	237-81	O-Ring	17	29	3
98-2179	Shell & Housing Assembly	29	45	1	237-81	O-Ring	19	34	2
98-2191	Center Carrier Asm	29	7	1	237-100	Grommet	8	12	1
98-2192	Carrier - RH	27	11	1	237-124	Grommet	16	25	1
98-2193	Carrier - LH	27	12	1	237-146	O-Ring	17	27	1
98-2195	Lever - Control	10	7	1	237-156	O-Ring	14	5	9
98-2197	Bushing - Flange	29	6	2	240-3	Grommet - Rubber	25	11	4
98-2199	Grass Basket Assembly	27	35	2	240-3	Grommet - Rubber	24	24	4
98-2199	Grass Basket Assembly	29	41	1	240-11	Grommet	16	3	3
98-4605	Hydraulic Cylinder Assembly	27	1	2	240-11	Grommet	17	13	4
98-4606	Hose Assembly	19	37	1	242-50	Nut - Lug	3	1	8
98-4607	Bracket - Spring	22	19	1	242-50	Nut - Lug	7	8	4
98-4608	Plate - Pump	31	27	1	2411-34	Ball Joint	22	26	1
98-4618	Bushing - Eccentric	29	47	2	2411-34	Ball Joint	2	29	1
98-4624	Pull Arm	29	9	1	2411-38	Ball Joint	11	1	1
98-4624	Pull Arm	27	13	2	2411-38	Ball Joint Assembly	2	7	1
217-60	Rim	3	23	2	2412-34	Clamp - Hose	18	1	5
217-60	Rim	7	23	1	2412-34	Clamp - Hose	19	1	2
218-446	Washer - Lock	10	20	1	2412-34	Clamp - Hose	17	30	1
218-447	Nut - Hex.	10	21	1	2412-36	Clamp - Hose	16	10	4
218-498	Nut - Hex.	10	30	1	2412-92	Clamp - Hose	23	19	2
218-590	Switch - Micro	10	23	2	2412-92	Clamp - Hose	18	35	1
2112-9	Clamp	23	10	2	2412-107	Clamp - R	31	46	1
232-24	Stem - Valve	3	22	2	2412-108	Clamp - Hose	18	20	3
232-27	Valve Stem w/Cap	7	29	1	2412-108	Clamp - Hose	16	22	1
233-42	Knob	11	21	1	2412-108	Clamp - Hose	16	26	1
233-48	Knob	5	1	1	2412-129	Clamp - Hose	17	23	2
237-21	O-Ring	13	21	7	2412-133	Clamp - R	8	17	2
237-21	O-Ring	25	25	1	2412-134	Clamp - R	25	15	2
237-21	O-Ring	24	29	4	2412-137	Clamp - Tube, Double	25	34	1
237-21	O-Ring	27	31	4	251-259	Bearing - Ball	22	16	1
237-21	O-Ring	7	31	2	251-259	Bearing - Ball	11	19	1
237-21	O-Ring	5	35	2	252-66	Bearing - Thrust	21	32	1
237-21	O-Ring	29	39	2	252-71	Race - Bearing	21	31	2
237-22	O-Ring	13	19	1	252-95	Bearing - Thrust	21	8	2
237-22	O-Ring	24	25	1	253-111	Seal - Shaft	7	24	2
237-22	O-Ring	17	26	1	254-61	Bearing - Cup	7	19	2
237-22	O-Ring	19	31	7	254-70	Bearing Cone	7	18	2
237-30	O-Ring	25	22	2	254-78	Cone - Bearing	7	25	2
237-30	O-Ring	24	27	4	254-79	Cup - Bearing	7	26	2
237-30	O-Ring	13	31	1	256-311	Bushing - Straight	11	8	1
237-42	O-Ring	14	7	6	256-311	Bushing - Straight	2	13	4
237-42	O-Ring	13	18	1	282-2	Clevis	1	19	2
237-42	O-Ring	17	25	1	283-8	Pin - Clevis	29	3	1
237-42	O-Ring	24	26	1	283-8	Pin - Clevis	27	9	2
237-42	O-Ring	5	36	1	283-61	Pin - Clevis	1	18	2

*Not Illustrated

TORO PART NUMBER INDEX (Cont.)

Part No.	Description	Pg. No.	Ref. No.	Qty.	Part No.	Description	Pg. No.	Ref. No.	Qty.
283-87	Pin - Clevis	1	23	2	3272-11	Pin - Cotter	27	23	2
285-17	Plug	23	20	1	3272-11	Pin - Cotter	1	25	2
302-5	Fitting - Grease	2	38	1	3272-37	Pin - Cotter	7	2	1
302-5	Fitting - Grease, Str.	7	21	1	3273-26	Screw - HSH	11	6	2
302-55	Fitting - Grease	7	27	1	3273-26	Screw - PPH	10	11	4
302-60	Fitting - Grease 90°	29	30	1	3274-1	Screw - HSH	19	20	2
302-60	Fitting - Grease 90°	27	33	2	3274-12	Screw - HSH	8	29	4
302-60	Fitting - Grease, 90°	7	11	2	3274-39	Screw - HSBH	8	6	9
304-73	Fitting - Hydraulic Barb	18	3	2	3274-39	Screw - HSBH	5	13	6
321-3	Screw - Hex. Hd.	8	41	2	3274-63	Screw - HSBH	5	7	2
322-2	Screw - HH	8	2	2	3274-80	Screw - HSBH	5	21	3
323-4	Screw - HH	5	18	2	3290-93	Screw - HH	10	24	4
323-4	Screw - HH	22	20	2	3290-277	Nut - Speed	5	25	6
323-11	Screw - HH	31	19	3	3290-282	Rivet - Pop	8	34	1
325-4	Screw - HH	5	10	2	3290-354	Plate - Nut	10	22	2
325-4	Screw - HH	29	34	1	3290-357	Nut - Lock, Flange	31	20	3
325-4	Screw - HH	27	39	2	3290-378	Tie - Cable	31	7	2
325-6	Screw - HH	27	26	2	3290-378	Tie - Cable	10	12	2
325-6	Screw - HH	29	27	1	3290-378	Tie - Cable	8	18	1
327-17	Screw - HH	29	24	1	3290-378	Tie - Cable	15	31	7
3210-6	Screw - HH	22	8	1	3290-378	Tie - Cable	25	36	1
3211-2	Screw - HH	27	15	8	3290-378	Tie - Cable	18	37	1
3211-2	Screw - HH	29	25	4	3290-379	Tie - Cable	5	37	1
3217-6	Nut - Hex.	23	14	4	3290-382	Rivet - Pop	27	38	16
3218-2	Nut - Hex Jam	15	2	2	3290-382	Rivet - Pop	29	44	8
3218-5	Nut - Jam	27	27	4	3290-415	Rivet - Pop	15	24	2
3218-5	Nut - Jam	29	28	2	3290-488	Boot - Control, Lift	10	25	1
3219-14	Nut - Hex.	2	40	1	3290-489	Knob - Control, Lift	10	27	1
3220-1	Nut - Jam	22	38	1	3296-2	Nut - Lock	15	17	2
3220-1	Nut - Jam	2	39	1	3296-2	Nut - Lock	31	23	1
3220-2	Nut - Jam	1	3	2	3296-4	Nut - Lock Elastic	22	14	1
3220-2	Nut - Jam	22	32	1	3296-12	Nut - Lock	8	8	9
3220-6	Nut - Jam	7	17	4	3296-13	Nut - Lock	22	27	1
3220-20	Nut - Jam	3	15	2	3296-13	Nut - Lock	2	30	1
3241-6	Screw - SQH	19	5	2	3296-19	Nut - Lock	29	13	1
3246-3	Screw - Set	5	22	1	3296-19	Nut - Lock	27	18	2
3253-4	Washer - Lock	23	13	4	3296-27	Nut - Lock	11	4	1
3253-4	Washer - Spring Lock	23	26	4	3296-27	Nut - Lock	31	5	1
3254-2	Washer - Lock	15	13	1	3296-27	Nut - Lock	11	18	2
3254-3	Washer - Lock	31	6	1	3296-29	Nut - Lock	8	15	4
3256-1	Washer - Flat	24	2	2	3296-29	Nut - Hex	22	25	1
3256-1	Washer - Flat	17	15	3	3296-53	Nut - Hex	29	23	1
3256-1	Washer - Flat	8	23	3	3296-67	Nut - Lock NI	7	9	1
3256-1	Washer - Flat	11	24	2	32105-13	Screw - HH	15	18	2
3256-1	Washer - Flat	2	28	2	32105-13	Screw - HH	31	22	1
3256-3	Washer - Flat	19	7	4	32120-8	Ring - Retaining	28	7	1
3256-22	Washer - Flat	18	15	4	32120-8	Ring - Retaining	30	7	1
3256-22	Washer - Flat	25	19	2	32120-72	Ring - Retaining, Ext.	29	18	2
3256-22	Washer - Flat	22	31	1	32121-6	Pin - Roll	29	31	2
3256-22	Washer - Flat	19	41	2	32121-6	Pin - Roll	27	34	4
3256-23	Washer - Flat	8	3	4	32121-7	Pin - Spring	8	11	2
3256-23	Washer - Flat	3	11	2	32121-26	Pin - Slotted	27	44	4
3256-23	Washer - Flat	16	14	2	32121-45	Roll Pin	2	5	1
3256-23	Washer - Flat	18	36	2	32121-50	Pin - Roll	1	7	1
3256-23	Washer - Flat	31	45	1	32128-20	Nut - Lock	2	25	2
3256-24	Washer - Flat	15	10	1	32136-9	Nut - Hex	7	1	1
3256-24	Washer - Flat	11	14	1	32144-14	Screw - HH	11	3	2
3256-24	Washer - Flat	19	19	4	32144-14	Screw - HH	25	3	6
3256-24	Washer - Flat	2	35	2	32144-14	Screw - HH	17	4	2
3256-26	Washer - Flat	5	11	2	32144-14	Screw - HH	15	5	8
3256-26	Washer - Flat	31	31	8	32144-14	Screw - HH	16	6	3
3256-27	Washer - Flat	1	24	2	32144-14	Screw - HH	18	7	2
3256-49	Washer - Flat	8	35	1	32144-14	Screw - HH	27	8	4
3256-51	Washer - Flat	31	48	1	32144-14	Screw - HH	1	10	5
3256-74	Washer - Flat	29	48	2	32144-14	Screw - HH	2	10	8
3256-77	Washer - Flat	8	7	6	32144-14	Screw - HH	8	21	2
3257-42	Key - Woodruff	3	5	2	32144-14	Screw - HWH	31	44	3
3257-42	Key - Woodruff	4	17	1	32144-14	Screw - Hex. Washer Hd.	7	32	1
3269-15	Rivet - Pop	18	21	8	32144-21	Screw - PPH	5	28	2
3272-6	Pin - Cotter	1	20	2	32144-44	Screw - HWH	27	32	2
3272-11	Pin - Cotter	29	16	1	32144-44	Screw - HWH	29	33	1

*Not Illustrated

TORO PART NUMBER INDEX (Cont.)

Part No.	Description	Pg. No.	Ref. No.	Qty.	Part No.	Description	Pg. No.	Ref. No.	Qty.
32149-8	Nut - Keps	10	8	2	33114-030	Screw - HH	19	12	2
32151-13	Ring - Retaining	21	35	1	33114-030	Screw - HH	3	17	2
32151-29	Ring - Retaining	21	30	2	33114-030	Screw - HH	22	23	1
32151-41	Ring - Retaining	26	13	1	33114-070	Screw - HH	31	12	1
32151-104	Ring - Retaining, Ext.	7	12	2	33115-016	Screw - HH	2	36	1
33014-00	Nut - Hex	2	37	1	33115-020	Screw - HH	31	8	5
33023-00	Nut - Lock	1	1	2	33115-020	Screw - HH	16	16	3
33023-00	Nut - Lock	22	1	1	33115-020	Screw - HH	17	16	6
33023-00	Nut - Lock	15	3	8	33115-035	Screw - HH	22	33	3
33023-00	Nut - Lock	2	15	2	33115-040	Screw - HH	15	8	1
33023-00	Nut - Lock	11	27	1	33115-040	Screw - HH	11	12	1
33023-00	Nut - Lock	18	27	4	33115-040	Screw - HH	19	15	2
33023-00	Nut - Lock	19	45	2	33115-090	Screw - HH	2	14	1
33023-00	Nut - Lock NI	24	4	2	33116-060	Screw - HH	3	20	8
33023-00	Nut - Lock NI	10	19	2	33116-130	Screw - HH	31	30	4
33023-00	Nut - Lock NI	3	19	8	33123-016	Screw - Carriage	1	6	2
33023-00	Nut - Lock NI (Europe)	8	32	1	33124-020	Screw - Carr.	2	6	2
33023-016	Nut - Lock NI	25	18	2	340-2	Fitting - Hydraulic	17	2	1
33024-00	Nut - Lock	23	3	4	340-2	Fitting - Hydraulic	24	16	1
33024-00	Nut - Lock	1	8	1	340-4	Fitting - Hydraulic	24	8	2
33024-00	Nut - Lock	18	9	6	340-7	Fitting - Hydraulic	13	2	1
33024-00	Nut - Lock	19	13	2	340-8	Fitting - Hydraulic	19	17	2
33024-00	Nut - Lock	31	16	14	340-9	Fitting - Hydraulic	17	7	1
33024-00	Nut - Lock	2	17	4	340-9	Fitting - Hydraulic	13	8	1
33024-00	Nut - Lock	22	21	3	340-14	Fitting - 45°	3	9	4
33024-00	Nut - Lock	25	33	1	340-14	Fitting - Hydraulic	13	35	1
33024-00	Nut - Lock NI	10	3	4	340-17	Fitting - Hydraulic 90°	13	5	1
33024-00	Nut - Lock NI	11	5	1	340-17	Fitting - Hydraulic 90°	19	18	1
33024-00	Nut - Lock NI	3	18	2	340-18	Fitting - Hydraulic 90°	19	3	1
33025-00	Nut - Lock	15	9	1	340-18	Fitting - Hydraulic 90°	19	21	1
33025-00	Nut - Lock	19	14	2	340-70	Nut - Bulkhead	25	2	1
33025-00	Nut - Lock	2	33	1	340-74	Nut - Bulkhead	25	1	4
33025-00	Nut - Lock	22	37	3	340-74	Nut - Bulkhead	24	10	4
33025-00	Nut - Lock NI	11	13	1	340-77	Fitting - Hydraulic 90°	13	6	1
33026-00	Nut - Lock	31	32	4	340-77	Fitting - Hydraulic 90°	19	38	1
33113-008	Screw - HH	24	19	1	340-92	Fitting - Hydraulic	24	7	4
33113-012	ScREW - Hex. Hd.	8	36	1	340-92	Fitting - Hydraulic	13	9	1
33113-016	Screw - HH	15	12	6	340-92	Fitting - Hydraulic	25	12	1
33113-016	Screw - HH	17	18	3	340-94	Fitting - Tee	19	43	1
33113-016	Screw - HH	18	22	4	340-98	Fitting - Hydraulic 90°	24	6	2
33113-016	Screw - HH	8	22	2	340-98	Fitting - Hydraulic 90°	25	13	2
33113-016	Screw - HH	31	26	4	340-103	Fitting - Hydraulic 45°	13	10	1
33113-020	Screw - HH	3	16	8	340-115	Fitting - Tee	19	36	1
33113-020	Screw - HH	25	17	2	340-132	Fitting - Hydraulic	7	15	2
33113-030	Screw - HH	22	3	1	340-132	Fitting - Hydraulic 90°	29	1	1
33113-030	Screw - HH	15	15	2	340-132	Fitting - Hydraulic 90°	27	2	4
33113-030	Screw - HH	10	18	2	340-132	Fitting - Hydraulic 90°	13	7	1
33113-030	Screw - HH (Europe)	8	31	1	340-133	Fitting - Hydraulic	5	17	2
33113-050	Screw - HH	24	1	2	340-138	Fitting - Hydraulic 45°	13	3	1
33113-050	Screw - HH	19	42	2	340-140	Tee - Hydraulic	13	11	1
33114-016	Screw - Cap Hex. Hd.	29	49	2	351-78	Edging	8	39	1
33114-016	Screw - HH	13	12	2	351-80	Clip - Edging	8	42	1
33114-016	Screw - HH	16	15	2	353-599	Pin-Dowel	26	3	2
33114-016	Screw - HH	18	28	3	353-988	Plug	17	19	1
33114-016	Screw - HH	2	32	4	353-988	Plug	19	22	1
33114-020	Screw - HH	10	2	4	353-988	Plug	14	10	1
33114-020	Screw - HH	23	4	6	353-989	Plug	14	6	6
33114-020	Screw - HH	1	9	1	353-991	Plug	24	5	1
33114-020	Screw - HH	19	11	6	353-991	Plug	14	4	9
33114-020	Screw - HH	31	15	14	354-46	Ring-Seal	26	8	1
33114-020	Screw - HH	18	18	5	354-50	Screw-Hex Socket Hd.	26	1	4
33114-020	Screw - HH	22	24	1	354-51	Washer	26	2	4
33114-020	Screw - HH	31	25	3	354-70	Plug	14	17	2
33114-020	Screw - HH	25	35	1	354-73	Fitting - Hydraulic, Barb	17	9	2
33114-020	Screw - Hex. Hd.	23	27	4	354-78	Fitting - Hydraulic	17	1	1
33114-025	Screw - HH	22	22	1					
33114-025	Screw - HH	23	25	4					

*Not Illustrated

PRODUCT CHANGES

In an effort to make improvements available to TORO owners as quickly as possible, minor changes are incorporated into Toro's products from time to time that do not become immediately shown in the Parts Catalog. If such a change has been made in your unit, which is not reflected in your manual, see your TORO Distributor or his Authorized TORO Service Dealer for information and part numbers.

IDENTIFICATION AND ORDERING

MODEL AND SERIAL NUMBERS

The Greensmaster 3200D has two identification numbers; a model number and a serial number. The two numbers are stamped on a plate which is located on the left hand frame rail. In any correspondence concerning the Greensmaster 3200D, supply model and serial numbers to assure that correct information and replacement parts are obtained.

To order replacement parts from an Authorized TORO Service Dealer, supply the following information:

1. Model and serial number of the Greensmaster 3200D.
2. Part number, description, and the quantity of part(s) desired.

NOTE: Do not order by reference number if a parts catalog is being used; use the PART NUMBER.

TABLE OF CONTENTS

Description	Page	Description	Page
Frame & Brake Pedal Assembly	1	Pull Frame Assembly – Rear	29
Floor Panel & Traction Pedal Assembly	2	Hydraulic Cylinder No. 94–6357	30
Front Wheel & Brake Assembly	3	Engine Installation Assembly	31
Hydraulic Drive Motor Assembly No. 92–9199	4	Cylinder Block Assembly	32
Steering Arm Assembly	5	Crankshaft Assembly	33
Steering Control Valve No. 93–2120	6	Cylinder Head Assembly	34
Rear Wheel Assembly	7	Rocker Arm Assembly	35
Seat Assembly	8	Camshaft Assembly	36
Electrical Schematic	9	Timing Cover Assembly	37
Control Panel Assembly	10	Oil Pump Assembly	38
Traction Handle Assembly	11	Fuel Injection System Assembly	39
Hydraulic Schematic	12	Injection Pump Assembly	40
Manifold Installation Assembly	13	Flywheel Assembly	41
Manifold Assembly No. 93–4420	14	Starter Installation Assembly	42
Electronics Installation Assembly	15	Oil Sump Assembly	43
Fuel Tank Assembly	16	Valve Cover Assembly	44
Hydraulic Reservoir Assembly	17	Oil Filter & Exhaust Manifold Assemblies	45
Radiator Assembly	18	Water Pump Assembly	46
Hydraulic Pump & Hydrostat Assembly	19	Alternator Assembly	47
Gear Pump Assembly No. 95–0533	20	Timing Cover Plate Assembly	48
Hydrostat Assembly No. 93–2586	21	Low Pressure Fuel System & Throttle Stop Assemblies	49
Neutral System Assembly	22	Lift Pump Assembly	50
Muffler & Air Cleaner Assembly	23	Fuel Filter Assembly	51
Reel Motor Installation Assembly – RH & LH	24	Engine Lifting Tab & Cold Start Assemblies	52
Reel Motor Installation Assembly – Rear	25	Tachometer & Hour Recorder Drive Assembly	53
Reel Motor Assembly No. 93–1375	26	Gasket and Seals	54
Pull Frame Assembly – RH & LH	27	TORO Part Number Index	55–60
Hydraulic Cylinder No. 98–4650	28		

